IEEE 802.11n HT40 mode ANT2
Frequency 5230MHz
Environment: 25.3℃/58%RH/101.0kPa
Tested By: Qin Tingting
Detector mode: Peak

Voltage: DC 12V
Date: 2024-09-19
Polarity: Horizontal

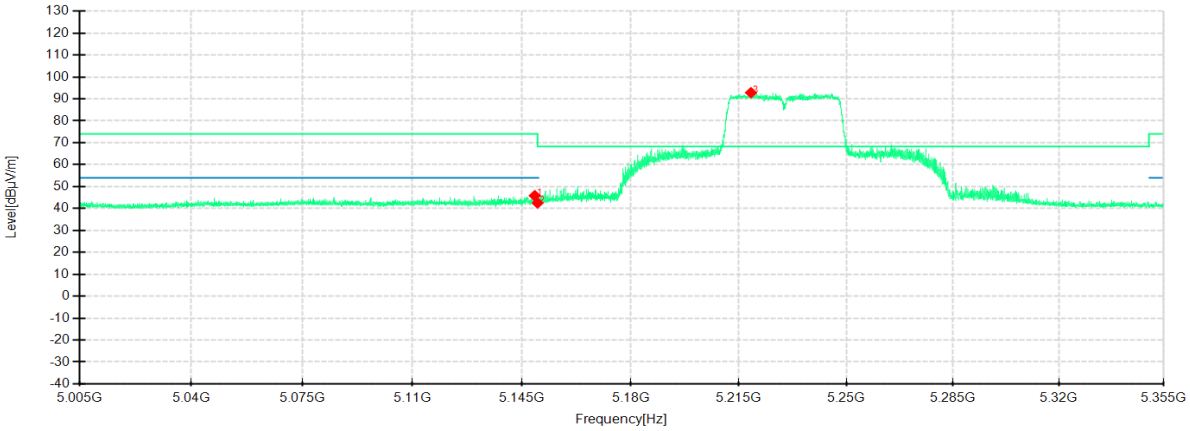

Detector mode: Peak

Polarity: Vertical

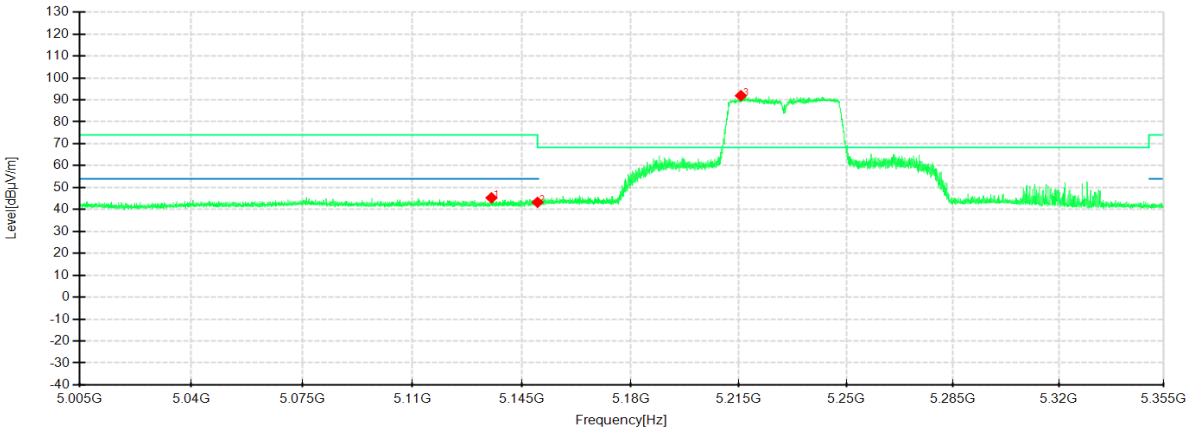

No.	Frequency MHz	Reading dBµV/m	Level dBµV/m	Factor dB	Limit dBuV/m	Margin dB	Height cm	Angle °	Pole	Comment
1	5149.0950	49.88	45.86	-4.02	74.00	28.14	100	235	Horizontal	/
2	5150.0000	46.54	42.51	-4.03	68.30	25.79	100	222	Horizontal	/
3	5218.9550	96.23	92.81	-3.42	68.30	-24.51	100	207	Horizontal	No limit
1	5135.2350	49.21	45.31	-3.90	74.00	28.69	200	196	Vertical	/
2	5150.0000	47.30	43.27	-4.03	68.30	25.03	100	215	Vertical	/
3	5215.6650	95.02	91.91	-3.11	68.30	-23.61	200	196	Vertical	No limit

IEEE 802.11n HT40 mode ANT2
Frequency 5230MHz
Environment: 25.3℃/58%RH/101.0kPa
Tested By: Qin Tingting
Detector mode: Average

Voltage: DC 12V
Date: 2024-09-19
Polarity: Horizontal

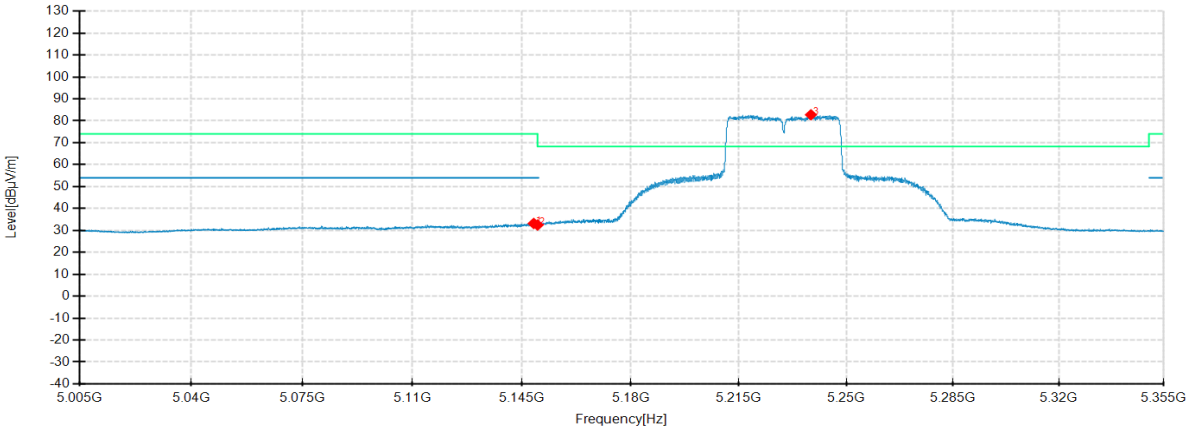

Detector mode: Average

Polarity: Vertical

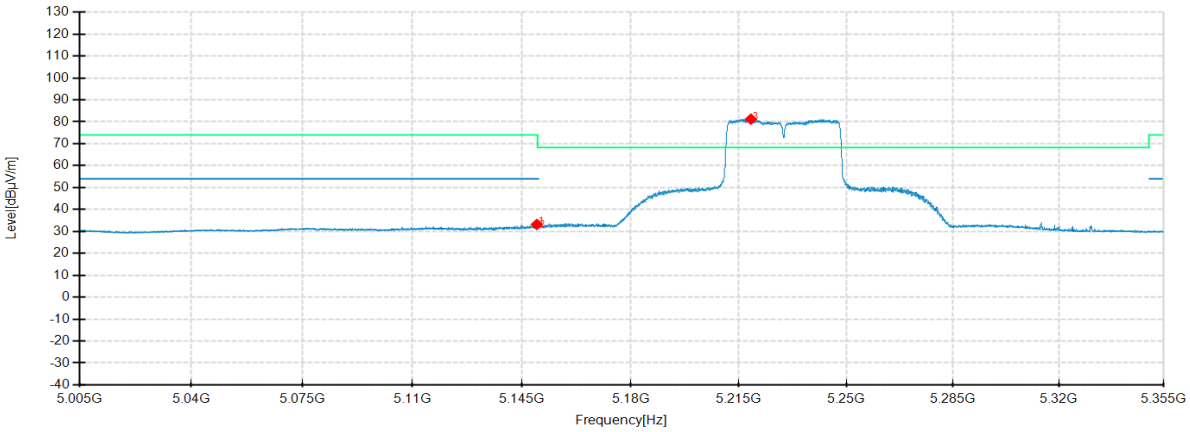

No.	Frequency MHz	Reading dBµV/m	Level dBµV/m	Factor dB	Limit dBuV/m	Margin dB	Height cm	Angle °	Pole	Comment
1	5148.7800	37.19	33.17	-4.02	54.00	20.83	100	236	Horizontal	/
2	5150.0000	36.50	32.47	-4.03	54.00	21.53	100	223	Horizontal	/
3	5238.4850	86.42	82.75	-3.67	-	-	100	196	Horizontal	No limit
1	5149.7600	37.23	33.20	-4.03	54.00	20.80	200	197	Vertical	/
2	5150.0000	36.02	31.99	-4.03	54.00	22.01	100	166	Vertical	/
3	5218.9200	84.37	81.23	-3.14	-	-	200	197	Vertical	No limit

IEEE 802.11n HT40 mode ANT2
Frequency 5755MHz
Environment: 25.3℃/58%RH/101.0kPa
Tested By: Qin Tingting
Detector mode: Peak

Voltage: DC 12V
Date: 2024-09-19
Polarity: Horizontal

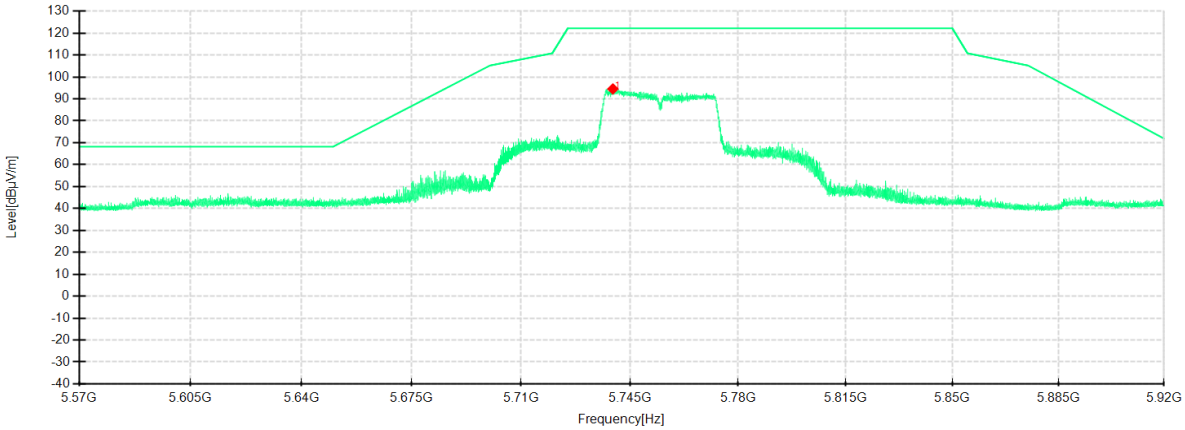

Detector mode: Peak

Polarity: Vertical

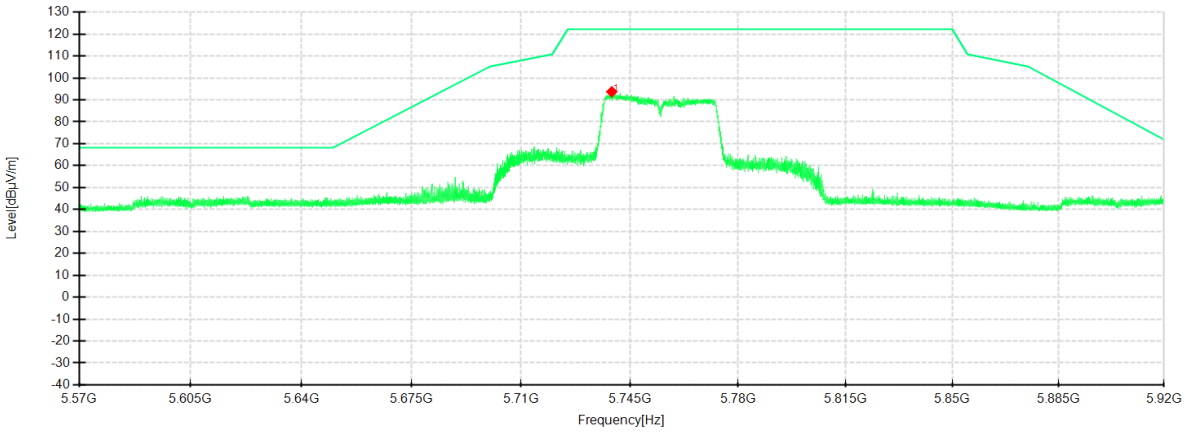

No.	Frequency MHz	Reading dBµV/m	Level dBµV/m	Factor dB	Limit dBuV/m	Margin dB	Height cm	Angle °	Pole	Comment
1	5739.5225	97.44	94.53	-2.91	122.20	27.67	200	219	Horizontal	/
1	5739.1550	96.34	93.71	-2.63	122.20	28.49	100	233	Vertical	/

IEEE 802.11n HT40 mode ANT2
Frequency 5795MHz
Environment: 25.3℃/58%RH/101.0kPa
Tested By: Qin Tingting
Detector mode: Peak

Voltage: DC 12V
Date: 2024-09-19
Polarity: Horizontal

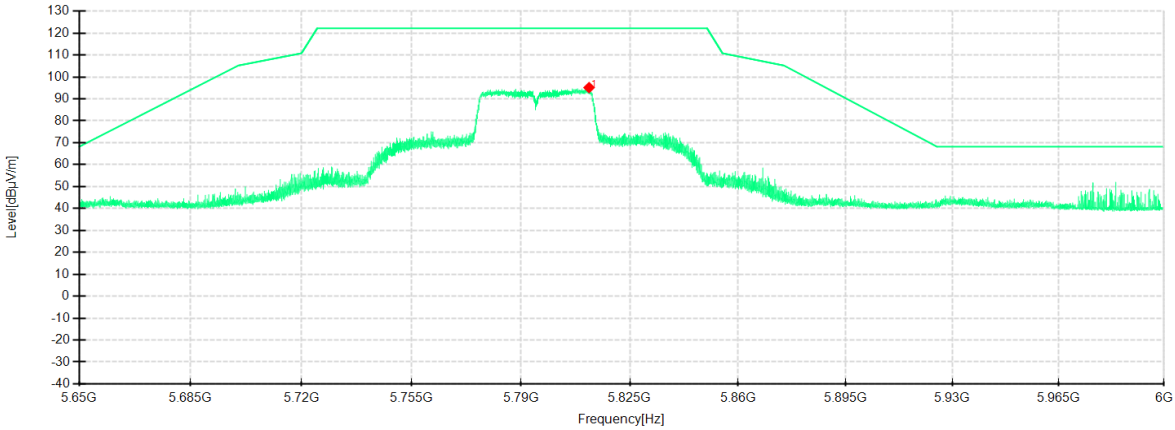

Detector mode: Peak

Polarity: Vertical

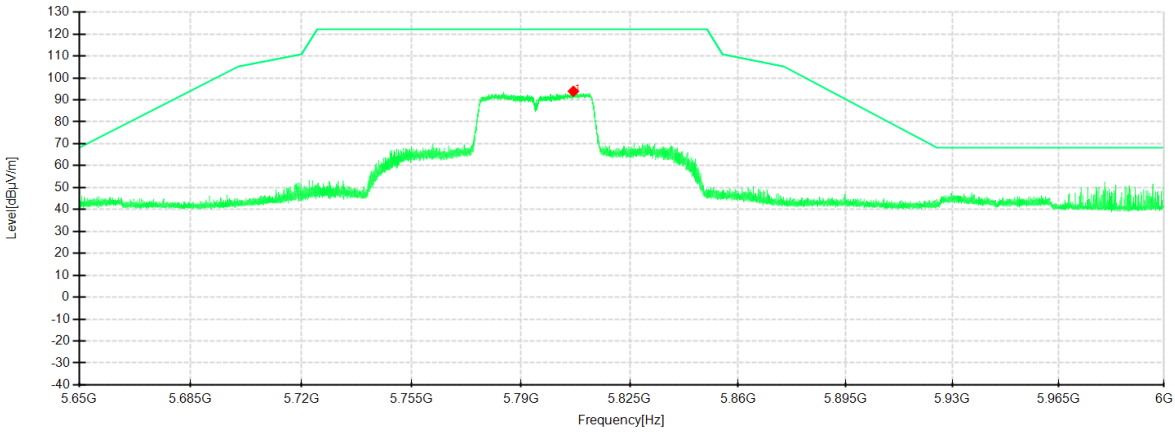

No.	Frequency MHz	Reading dBµV/m	Level dBµV/m	Factor dB	Limit dBuV/m	Margin dB	Height cm	Angle °	Pole	Comment
1	5811.8750	98.05	95.14	-2.91	122.20	27.06	100	204	Horizontal	/
1	5806.8350	96.75	93.91	-2.84	122.20	28.29	100	142	Vertical	/

IEEE 802.11ac VHT20 mode ANT2
Frequency 5180MHz
Environment: 25.3℃/58%RH/101.0kPa
Tested By: Qin Tingting
Detector mode: Peak

Voltage: DC 12V
Date: 2024-09-19
Polarity: Horizontal

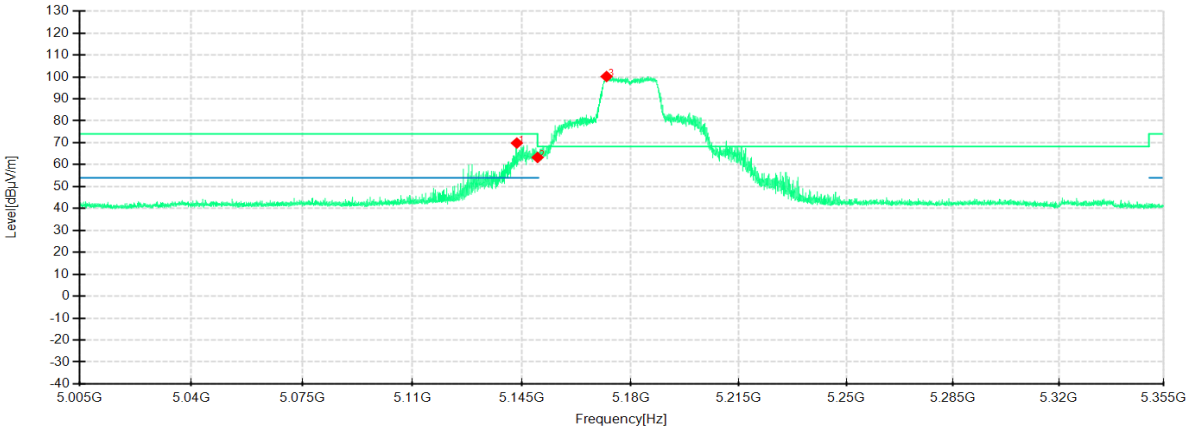

Detector mode: Peak

Polarity: Vertical

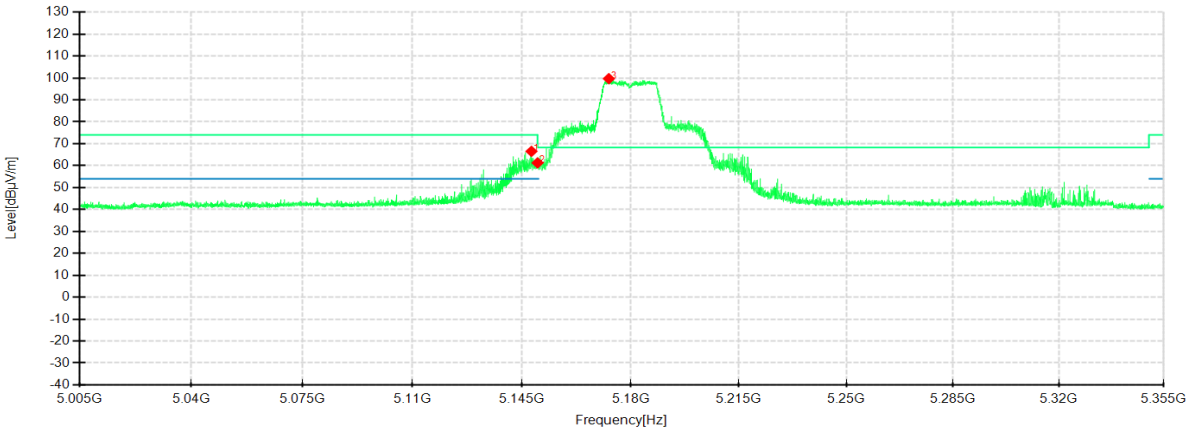

No.	Frequency MHz	Reading dBµV/m	Level dBµV/m	Factor dB	Limit dBuV/m	Margin dB	Height cm	Angle °	Pole	Comment
1	5143.3550	73.82	69.84	-3.98	74.00	4.16	100	235	Horizontal	/
2	5150.0000	67.32	63.29	-4.03	68.30	5.01	100	235	Horizontal	/
3	5172.1950	103.84	100.20	-3.64	68.30	-31.90	100	235	Horizontal	No limit
1	5148.0450	70.54	66.52	-4.02	74.00	7.48	200	197	Vertical	/
2	5150.0000	65.28	61.25	-4.03	68.30	7.05	100	204	Vertical	/
3	5172.9300	103.20	99.66	-3.54	68.30	-31.36	200	197	Vertical	No limit

IEEE 802.11ac VHT20 mode ANT2
Frequency 5180MHz
Environment: 25.3℃/58%RH/101.0kPa
Tested By: Qin Tingting
Detector mode: Average

Voltage: DC 12V
Date: 2024-09-19
Polarity: Horizontal

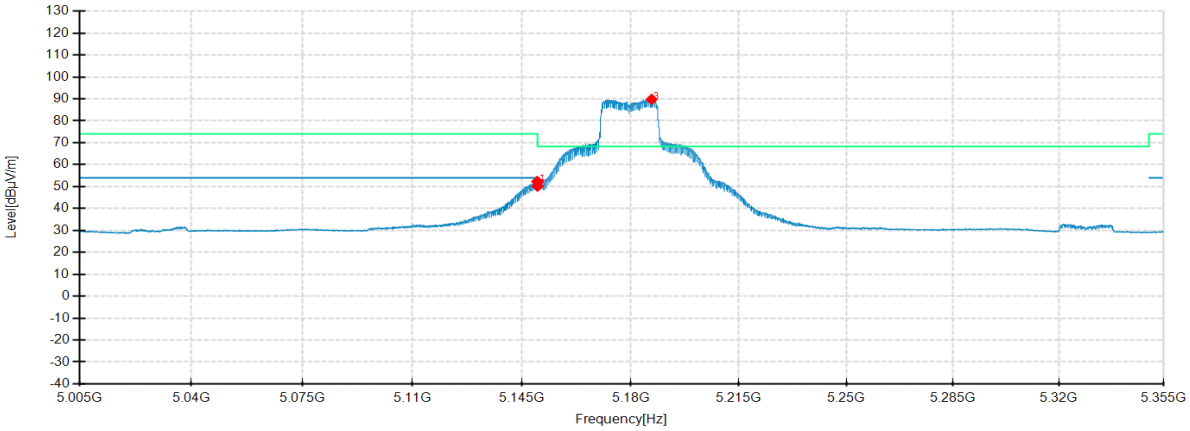

Detector mode: Average

Polarity: Vertical

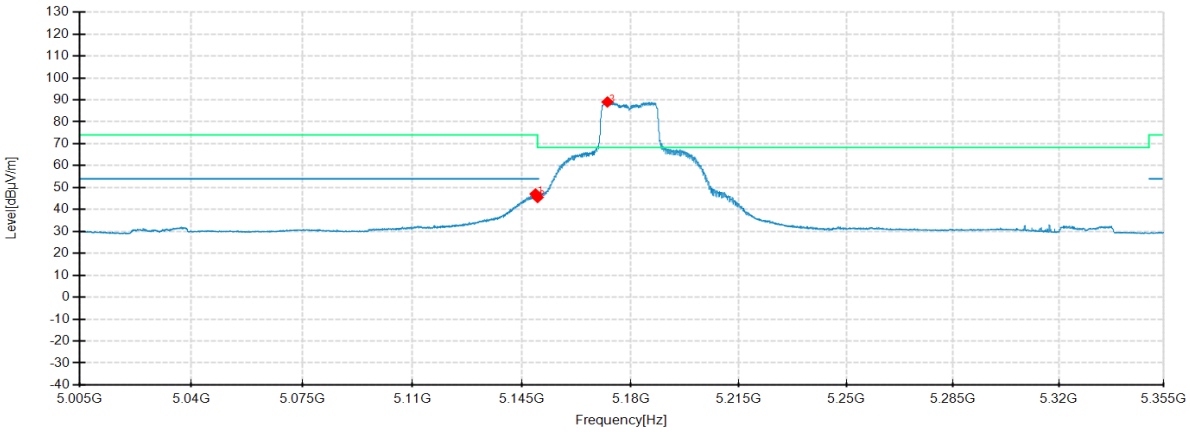

No.	Frequency MHz	Reading dBµV/m	Level dBµV/m	Factor dB	Limit dBuV/m	Margin dB	Height cm	Angle °	Pole	Comment
1	5149.9000	56.35	52.32	-4.03	54.00	1.68	100	226	Horizontal	/
2	5150.0000	54.18	50.15	-4.03	54.00	3.85	100	213	Horizontal	/
3	5186.7550	93.20	89.81	-3.39	-	-	100	239	Horizontal	No limit
1	5149.3400	51.10	47.07	-4.03	54.00	6.93	100	164	Vertical	/
2	5150.0000	49.52	45.49	-4.03	54.00	8.51	200	199	Vertical	/
3	5172.4750	92.60	89.04	-3.56	-	-	100	164	Vertical	No limit

IEEE 802.11ac VHT20 mode ANT2
Frequency 5240MHz
Environment: 25.3℃/58%RH/101.0kPa Voltage: DC 12V
Tested By: Qin Tingting Date: 2024-09-19
Detector mode: Peak Polarity: Horizontal

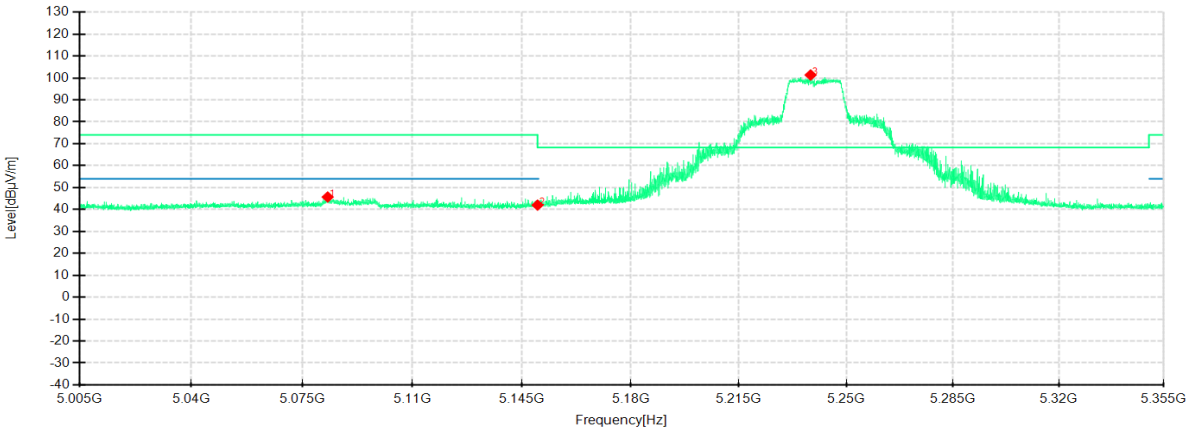

Detector mode: Peak Polarity: Vertical

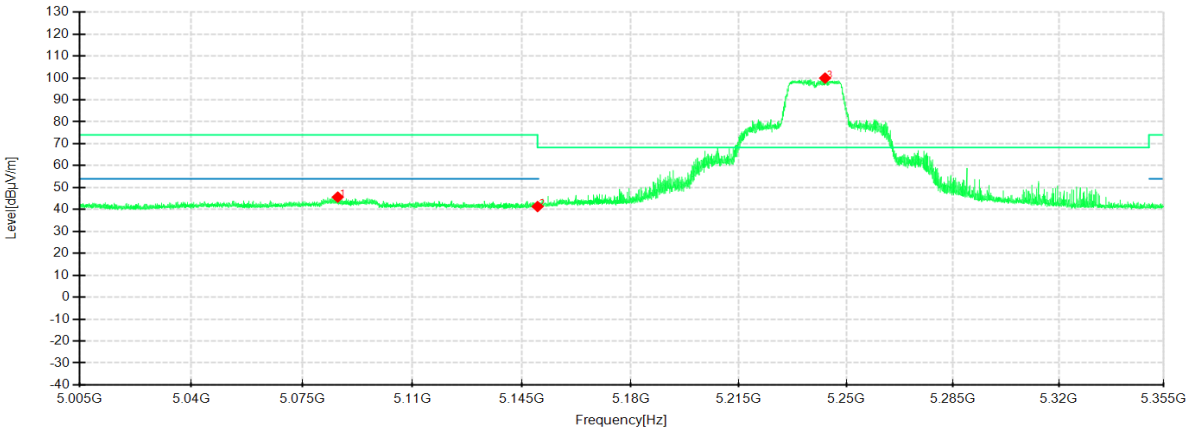

No.	Frequency MHz	Reading dBµV/m	Level dBµV/m	Factor dB	Limit dBuV/m	Margin dB	Height cm	Angle °	Pole	Comment
1	5083.0850	49.39	45.69	-3.70	74.00	28.31	100	233	Horizontal	/
2	5150.0000	46.04	42.01	-4.03	68.30	26.29	100	233	Horizontal	/
3	5238.3800	105.02	101.35	-3.67	68.30	-33.05	100	206	Horizontal	No limit
1	5086.2700	49.24	45.65	-3.59	74.00	28.35	200	169	Vertical	/
2	5150.0000	45.37	41.34	-4.03	68.30	26.96	100	128	Vertical	/
3	5243.1050	103.29	99.93	-3.36	68.30	-31.63	100	207	Vertical	No limit

IEEE 802.11ac VHT20 mode ANT2
Frequency 5240MHz
Environment: 25.3℃/58%RH/101.0kPa
Tested By: Qin Tingting
Detector mode: Average

Voltage: DC 12V
Date: 2024-09-19
Polarity: Horizontal

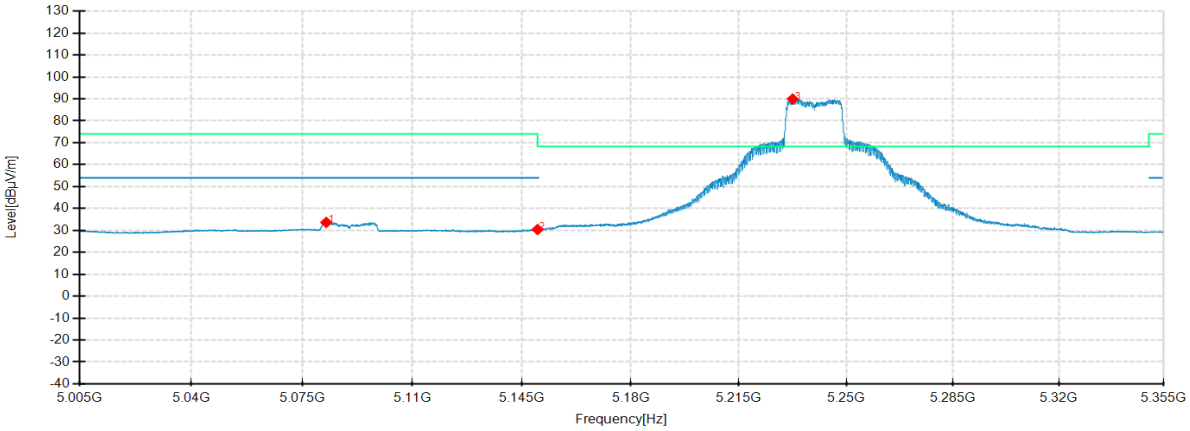

Detector mode: Average

Polarity: Vertical

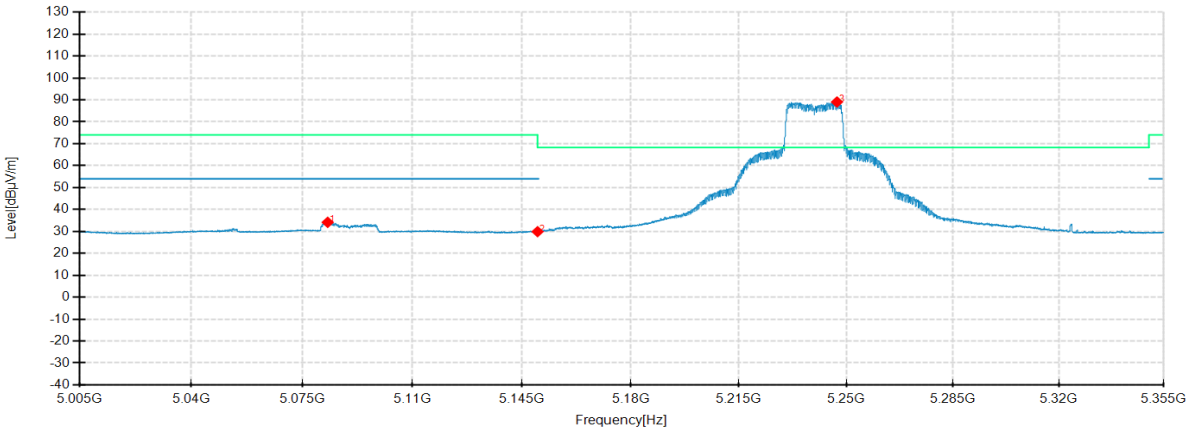

No.	Frequency MHz	Reading dBµV/m	Level dBµV/m	Factor dB	Limit dBuV/m	Margin dB	Height cm	Angle °	Pole	Comment
1	5082.6300	37.35	33.65	-3.70	54.00	20.35	100	234	Horizontal	/
2	5150.0000	34.44	30.41	-4.03	54.00	23.59	100	234	Horizontal	/
3	5232.5350	93.52	89.93	-3.59	-	-	100	234	Horizontal	No limit
1	5083.0850	37.74	34.14	-3.60	54.00	19.86	100	214	Vertical	/
2	5150.0000	33.92	29.89	-4.03	54.00	24.11	100	214	Vertical	/
3	5246.9900	92.43	89.04	-3.39	-	-	200	168	Vertical	No limit

IEEE 802.11ac VHT20 mode ANT2
Frequency 5745MHz
Environment: 25.3℃/58%RH/101.0kPa
Tested By: Qin Tingting
Detector mode: Peak

Voltage: DC 12V
Date: 2024-09-19
Polarity: Horizontal

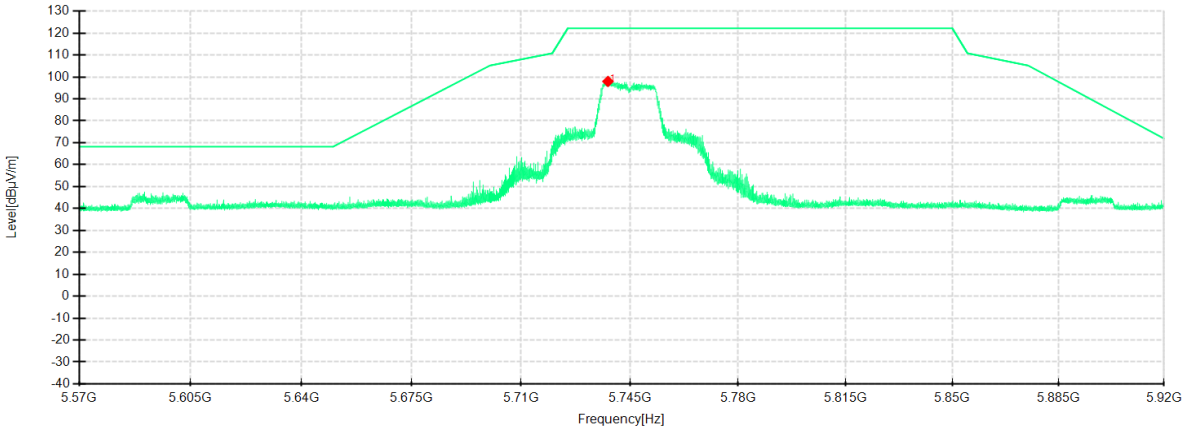

Detector mode: Peak

Polarity: Vertical

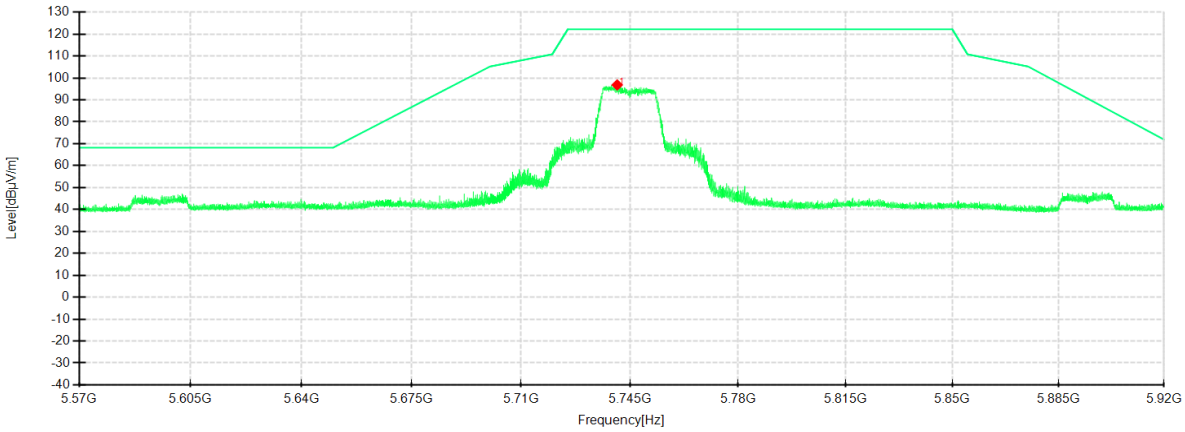

No.	Frequency MHz	Reading dBµV/m	Level dBµV/m	Factor dB	Limit dBuV/m	Margin dB	Height cm	Angle °	Pole	Comment
1	5737.9300	100.84	97.94	-2.90	122.20	24.26	100	204	Horizontal	/
1	5740.9050	99.44	96.80	-2.64	122.20	25.40	100	230	Vertical	/

IEEE 802.11ac VHT20 mode ANT2
Frequency 5825MHz
Environment: 25.3℃/58%RH/101.0kPa Voltage: DC 12V
Tested By: Qin Tingting Date: 2024-09-19
Detector mode: Peak Polarity: Horizontal

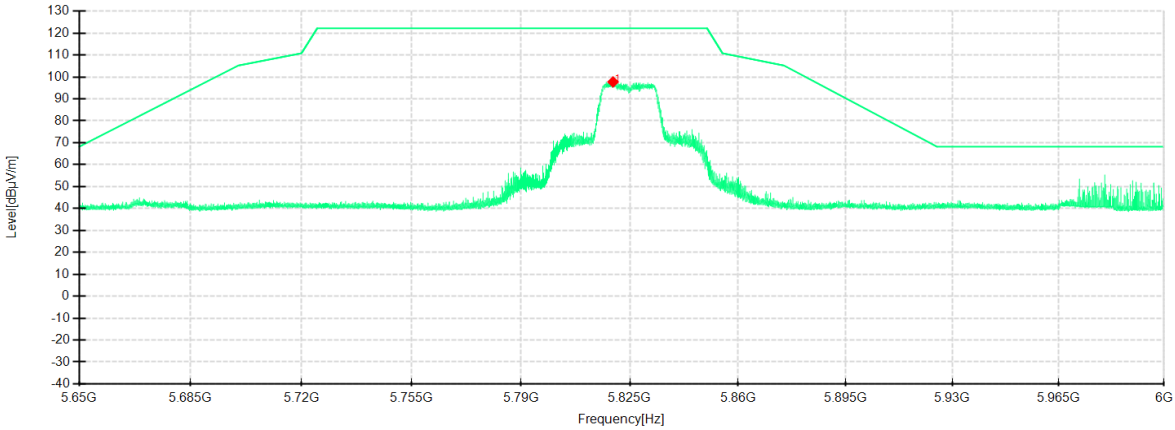

Detector mode: Peak Polarity: Vertical

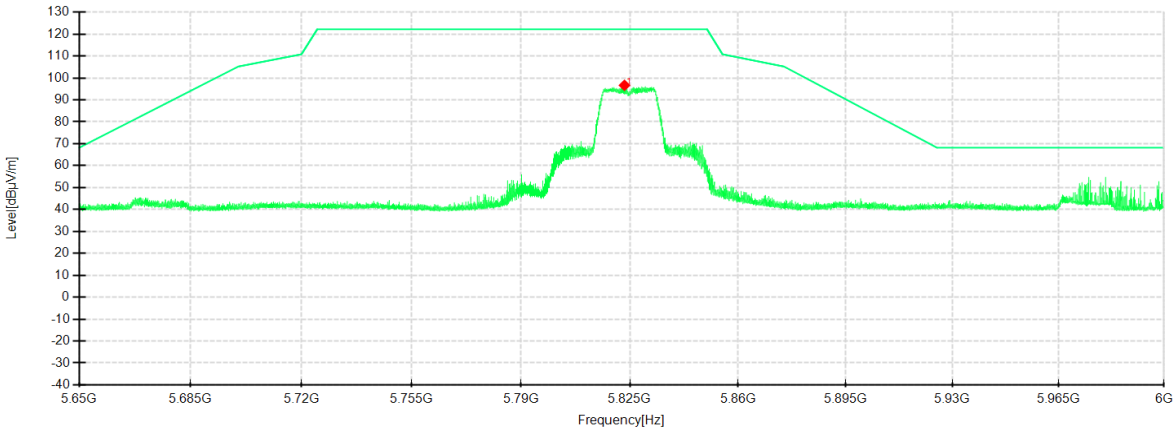

No.	Frequency MHz	Reading dBµV/m	Level dBµV/m	Factor dB	Limit dBuV/m	Margin dB	Height cm	Angle °	Pole	Comment
1	5819.6100	100.46	97.73	-2.73	122.20	24.47	100	213	Horizontal	/
1	5823.3025	99.12	96.63	-2.49	122.20	25.57	200	139	Vertical	/

IEEE 802.11ac VHT40 mode ANT2
Frequency 5190MHz
Environment: 25.3℃/58%RH/101.0kPa Voltage: DC 12V
Tested By: Qin Tingting Date: 2024-09-19
Detector mode: Peak Polarity: Horizontal

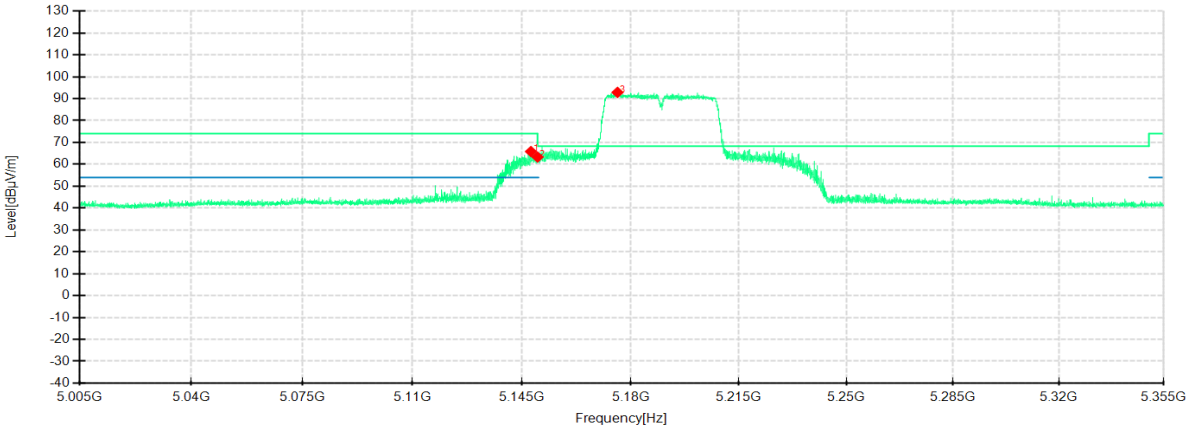

Detector mode: Peak Polarity: Vertical

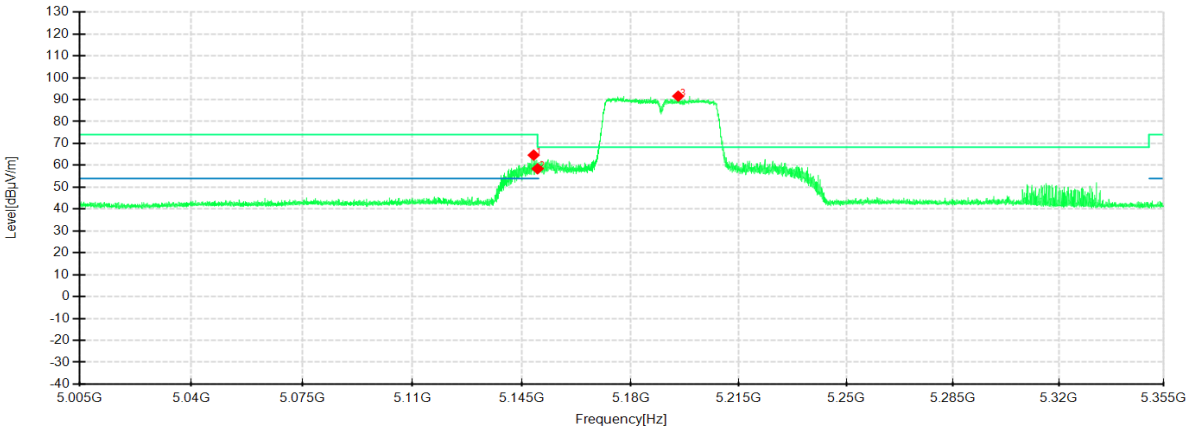

No.	Frequency MHz	Reading dBµV/m	Level dBµV/m	Factor dB	Limit dBuV/m	Margin dB	Height cm	Angle °	Pole	Comment
1	5147.8700	69.86	65.84	-4.02	74.00	8.16	100	237	Horizontal	/
2	5150.0000	67.34	63.31	-4.03	68.30	4.99	100	210	Horizontal	/
3	5175.7300	96.44	92.85	-3.59	68.30	-24.55	100	237	Horizontal	No limit
1	5148.7450	68.65	64.63	-4.02	74.00	9.37	200	209	Vertical	/
2	5150.0000	62.45	58.42	-4.03	68.30	9.88	100	202	Vertical	/
3	5195.3300	94.67	91.60	-3.07	68.30	-23.30	200	195	Vertical	No limit

IEEE 802.11ac VHT40 mode ANT2
Frequency 5190MHz
Environment: 25.3℃/58%RH/101.0kPa
Tested By: Qin Tingting
Detector mode: Average

Voltage: DC 12V
Date: 2024-09-19
Polarity: Horizontal

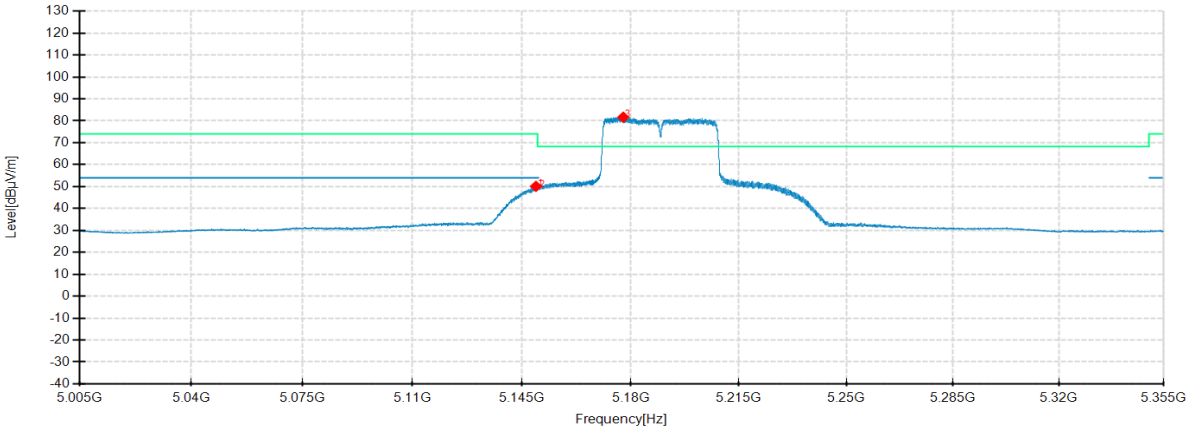

Detector mode: Average

Polarity: Vertical

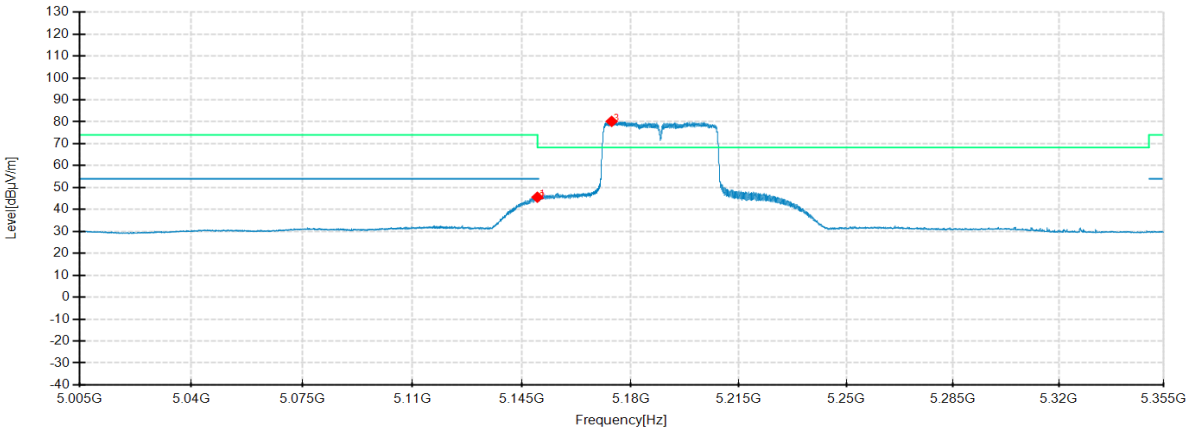

No.	Frequency MHz	Reading dBµV/m	Level dBµV/m	Factor dB	Limit dBuV/m	Margin dB	Height cm	Angle °	Pole	Comment
1	5149.4800	54.13	50.10	-4.03	54.00	3.90	100	222	Horizontal	/
2	5150.0000	53.75	49.72	-4.03	54.00	4.28	100	222	Horizontal	/
3	5177.5850	85.20	81.64	-3.56	-	-	100	235	Horizontal	No limit
1	5149.9350	49.62	45.59	-4.03	54.00	8.41	200	200	Vertical	/
2	5150.0000	48.86	44.83	-4.03	54.00	9.17	100	204	Vertical	/
3	5173.8400	83.70	80.18	-3.52	-	-	100	204	Vertical	No limit

IEEE 802.11ac VHT40 mode ANT2
Frequency 5230MHz
Environment: 25.3℃/58%RH/101.0kPa Voltage: DC 12V
Tested By: Qin Tingting Date: 2024-09-19
Detector mode: Peak Polarity: Horizontal

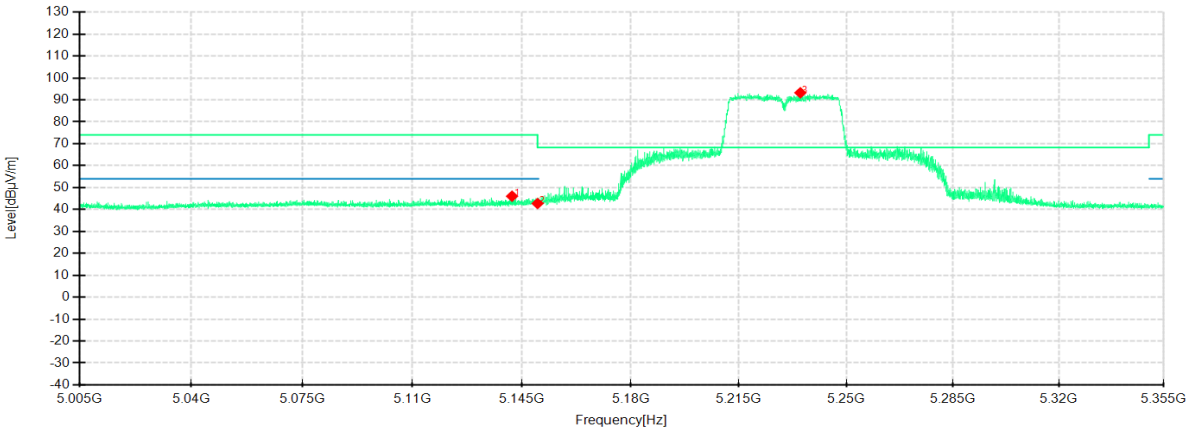

Detector mode: Peak Polarity: Vertical

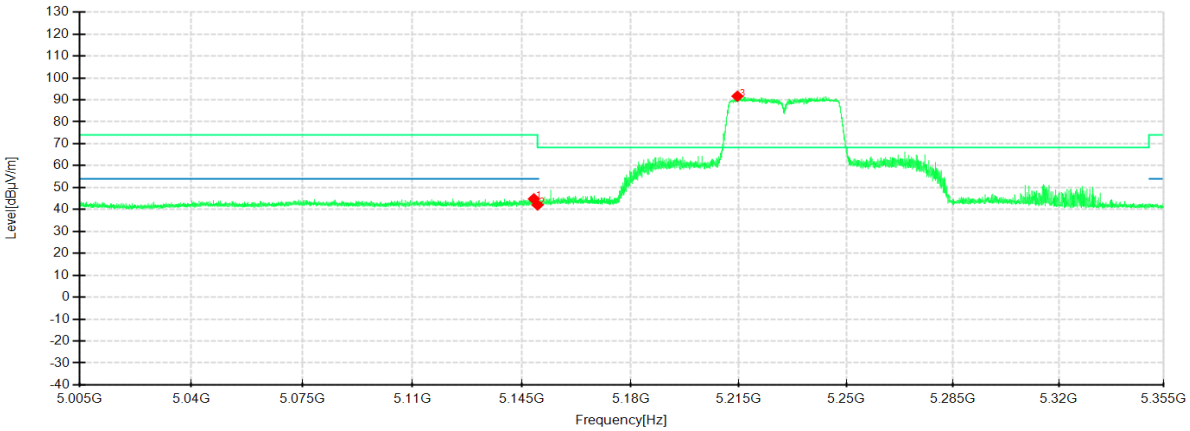

No.	Frequency MHz	Reading dBµV/m	Level dBµV/m	Factor dB	Limit dBuV/m	Margin dB	Height cm	Angle °	Pole	Comment
1	5141.8150	50.02	46.05	-3.97	74.00	27.95	100	223	Horizontal	/
2	5150.0000	46.77	42.74	-4.03	68.30	25.56	100	236	Horizontal	/
3	5235.0200	96.87	93.24	-3.63	68.30	-24.94	100	196	Horizontal	No limit
1	5148.8150	48.87	44.85	-4.02	74.00	29.15	200	208	Vertical	/
2	5150.0000	46.10	42.07	-4.03	68.30	26.23	100	255	Vertical	/
3	5214.5450	94.75	91.65	-3.10	68.30	-23.35	100	205	Vertical	No limit

IEEE 802.11ac VHT40 mode ANT2
Frequency 5230MHz
Environment: 25.3℃/58%RH/101.0kPa
Tested By: Qin Tingting
Detector mode: Average

Voltage: DC 12V
Date: 2024-09-19
Polarity: Horizontal

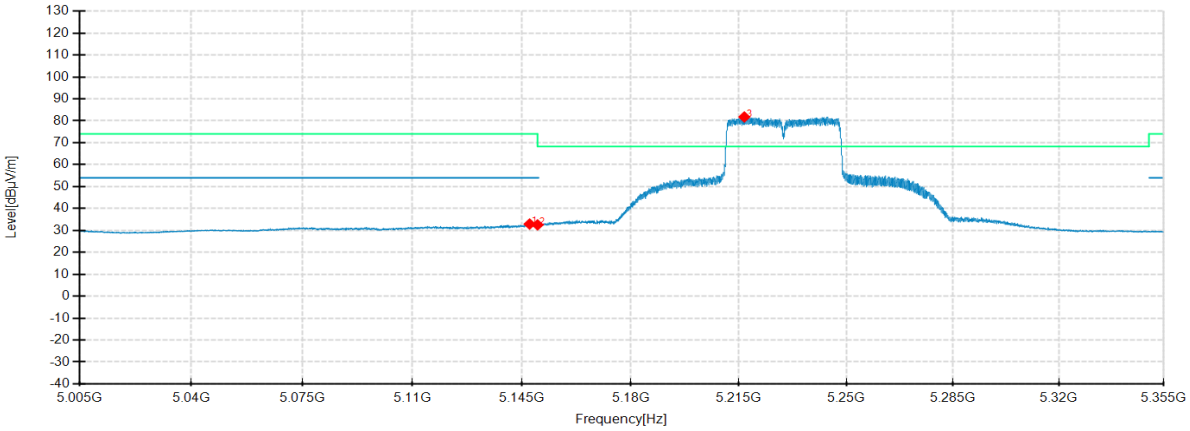

Detector mode: Average

Polarity: Vertical

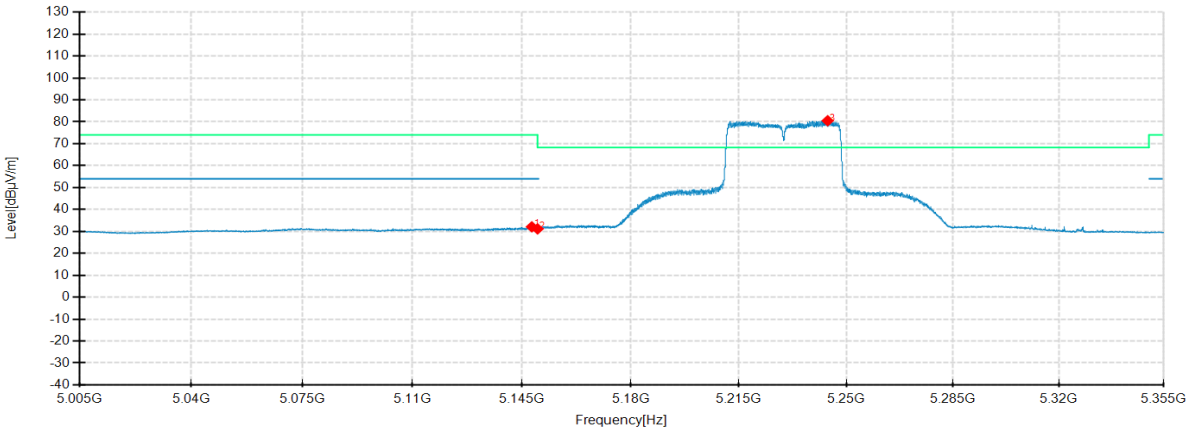

No.	Frequency MHz	Reading dBµV/m	Level dBµV/m	Factor dB	Limit dBuV/m	Margin dB	Height cm	Angle °	Pole	Comment
1	5147.4500	36.92	32.91	-4.01	54.00	21.09	100	235	Horizontal	/
2	5150.0000	36.57	32.54	-4.03	54.00	21.46	100	235	Horizontal	/
3	5216.7850	85.14	81.75	-3.39	-	-	100	235	Horizontal	No limit
1	5148.1500	36.12	32.10	-4.02	54.00	21.90	100	201	Vertical	/
2	5150.0000	35.18	31.15	-4.03	54.00	22.85	100	164	Vertical	/
3	5243.9450	83.85	80.48	-3.37	-	-	200	171	Vertical	No limit

IEEE 802.11ac VHT40 mode ANT2
Frequency 5755MHz
Environment: 25.3℃/58%RH/101.0kPa
Tested By: Qin Tingting
Detector mode: Peak

Voltage: DC 12V
Date: 2024-09-19
Polarity: Horizontal

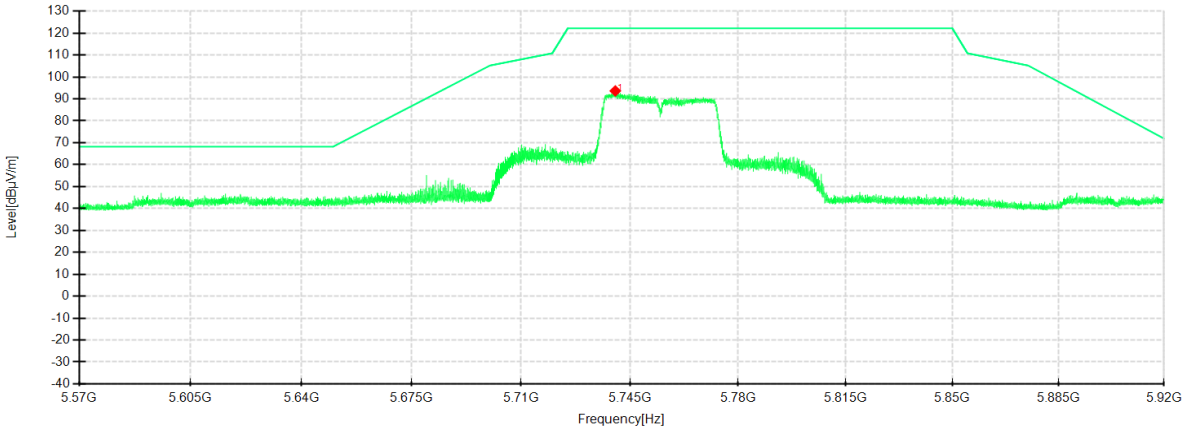

Detector mode: Peak

Polarity: Vertical

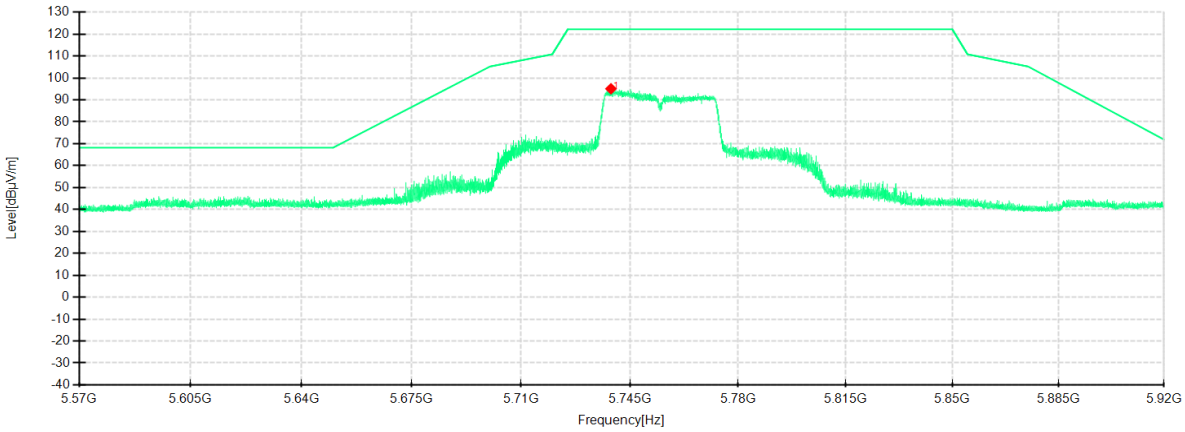

No.	Frequency MHz	Reading dBµV/m	Level dBµV/m	Factor dB	Limit dBuV/m	Margin dB	Height cm	Angle °	Pole	Comment
1	5740.2925	96.27	93.63	-2.64	122.20	28.57	100	241	Horizontal	/
1	5738.9100	97.97	95.06	-2.91	122.20	27.14	200	219	Vertical	/

IEEE 802.11ac VHT40 mode ANT2
Frequency 5795MHz
Environment: 25.3℃/58%RH/101.0kPa
Tested By: Qin Tingting
Detector mode: Peak

Voltage: DC 12V
Date: 2024-09-19
Polarity: Horizontal

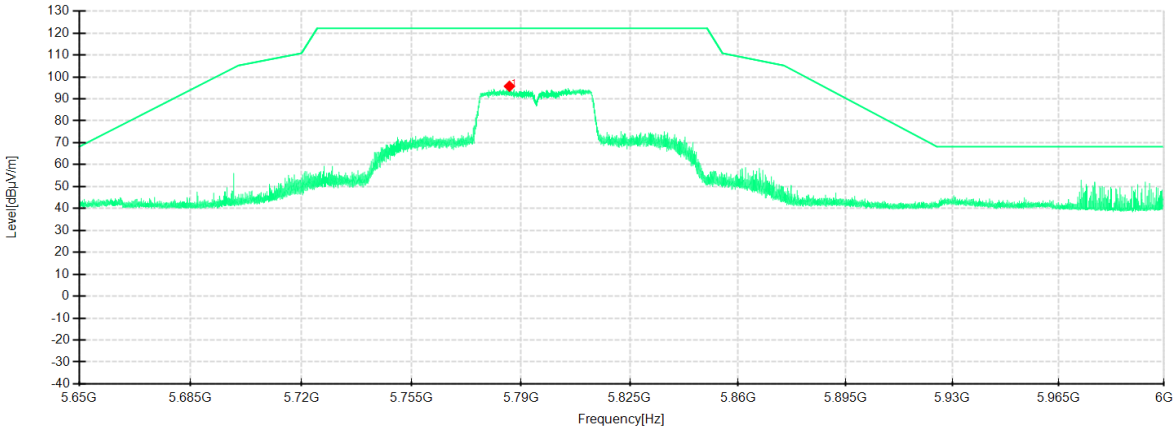

Detector mode: Peak

Polarity: Vertical

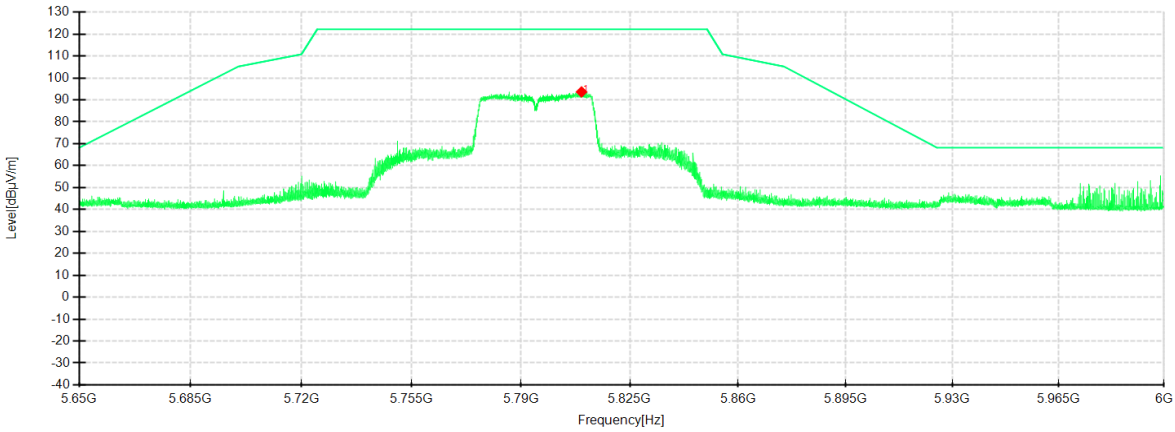

No.	Frequency MHz	Reading dBµV/m	Level dBµV/m	Factor dB	Limit dBuV/m	Margin dB	Height cm	Angle °	Pole	Comment
1	5786.2900	98.85	95.73	-3.12	122.20	26.47	100	218	Horizontal	/
1	5809.4600	96.42	93.63	-2.79	122.20	28.57	200	141	Vertical	/

IEEE 802.11ac VHT80 mode ANT2
Frequency 5210MHz
Environment: 25.3℃/58%RH/101.0kPa
Tested By: Qin Tingting
Detector mode: Peak

Voltage: DC 12V
Date: 2024-09-19
Polarity: Horizontal

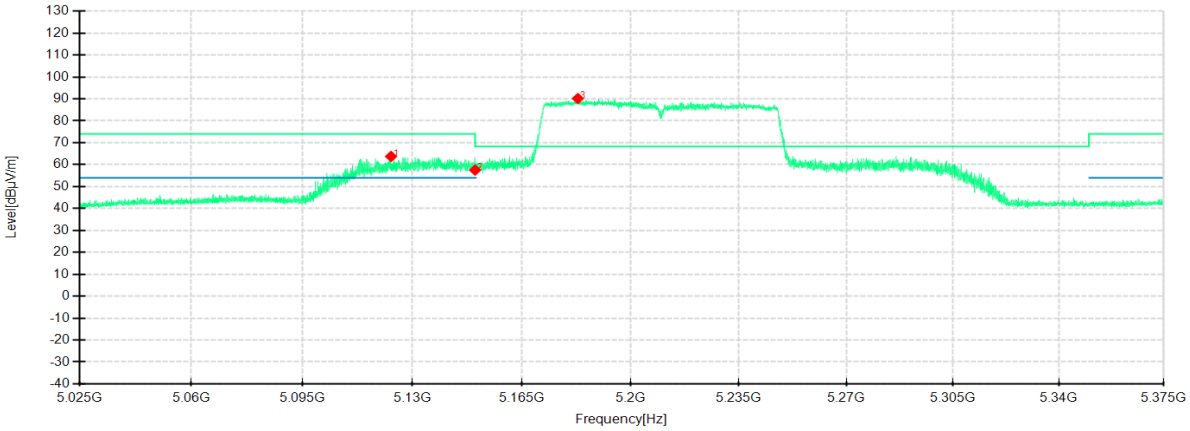

Detector mode: Peak

Polarity: Vertical

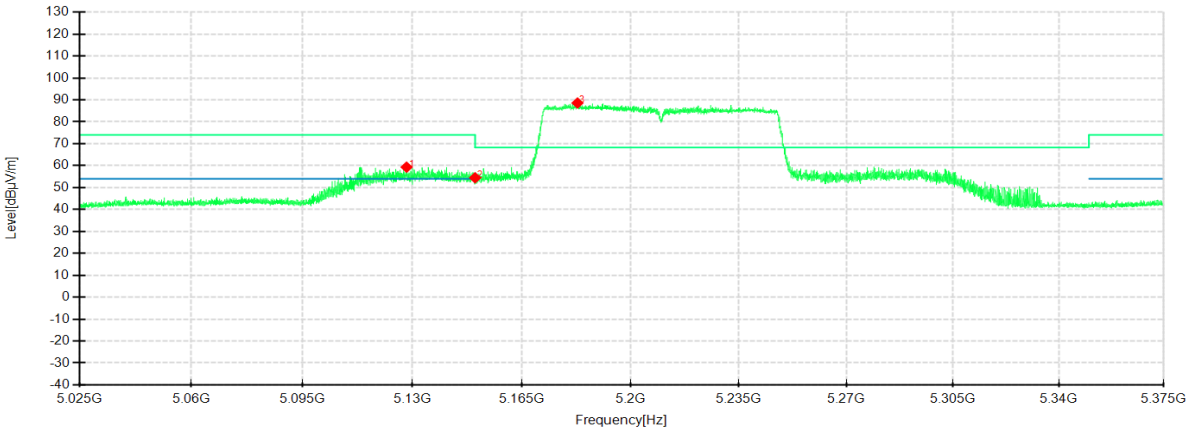

No.	Frequency MHz	Reading dBµV/m	Level dBµV/m	Factor dB	Limit dBuV/m	Margin dB	Height cm	Angle °	Pole	Comment
1	5123.2100	67.58	63.74	-3.84	74.00	10.26	100	232	Horizontal	/
2	5150.0000	61.56	57.53	-4.03	68.30	10.77	100	219	Horizontal	/
3	5182.9550	93.63	90.16	-3.47	68.30	-21.86	100	232	Horizontal	No limit
1	5128.1450	63.16	59.32	-3.84	74.00	14.68	200	194	Vertical	/
2	5150.0000	58.49	54.46	-4.03	68.30	13.84	200	208	Vertical	/
3	5182.8500	91.91	88.58	-3.33	68.30	-20.28	200	208	Vertical	No limit

IEEE 802.11ac VHT80 mode ANT2
Frequency 5210MHz
Environment: 25.3℃/58%RH/101.0kPa
Tested By: Qin Tingting
Detector mode: Average

Voltage: DC 12V
Date: 2024-09-19
Polarity: Horizontal

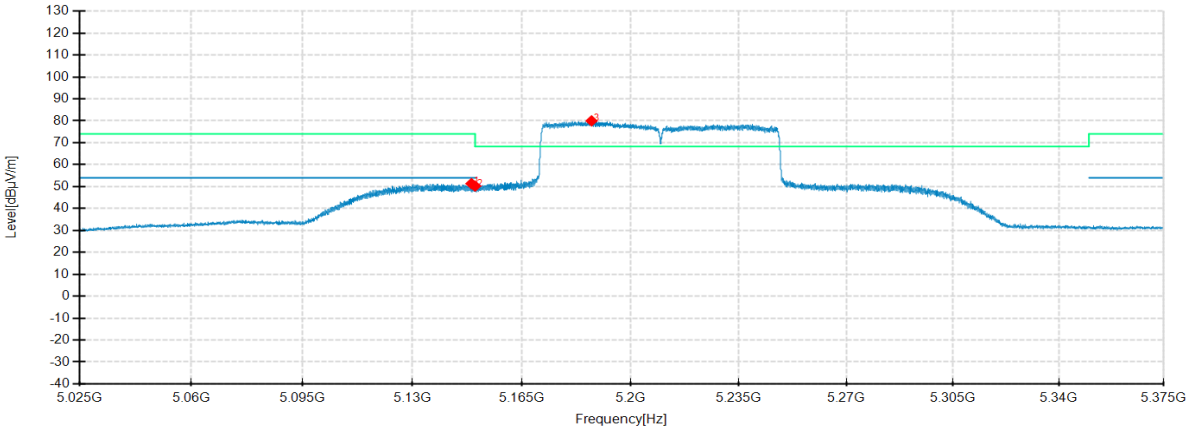

Detector mode: Average

Polarity: Vertical

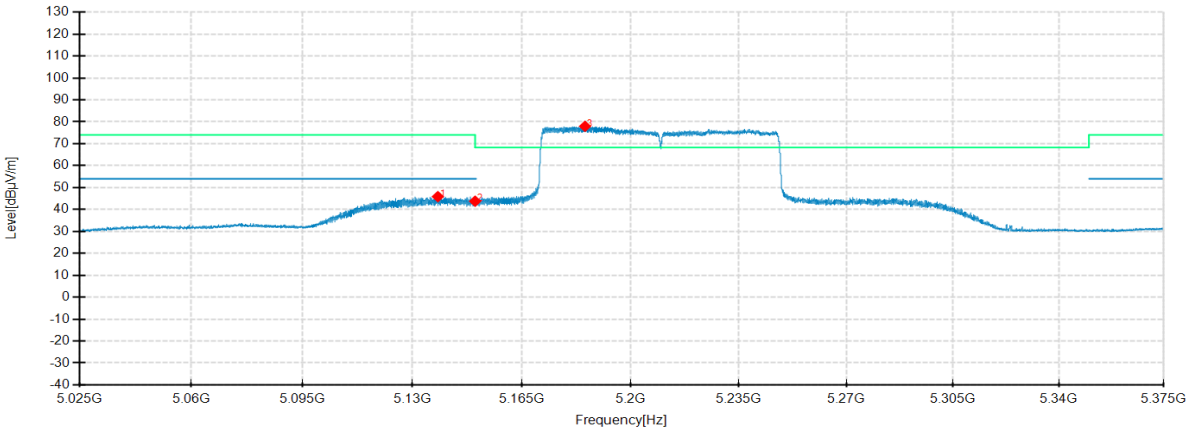

No.	Frequency MHz	Reading dBµV/m	Level dBµV/m	Factor dB	Limit dBuV/m	Margin dB	Height cm	Angle °	Pole	Comment
1	5148.8300	55.35	51.33	-4.02	54.00	2.67	100	237	Horizontal	/
2	5150.0000	54.26	50.23	-4.03	54.00	3.77	100	224	Horizontal	/
3	5187.3650	83.35	79.97	-3.38	-	-	100	224	Horizontal	No limit
1	5138.1200	49.80	45.87	-3.93	54.00	8.13	200	194	Vertical	/
2	5150.0000	47.81	43.78	-4.03	54.00	10.22	200	194	Vertical	/
3	5185.2650	81.22	77.94	-3.28	-	-	200	206	Vertical	No limit

IEEE 802.11ac VHT80 mode ANT2
Frequency 5775MHz
Environment: 25.3℃/58%RH/101.0kPa Voltage: DC 12V
Tested By: Qin Tingting Date: 2024-09-19
Detector mode: Peak Polarity: Horizontal

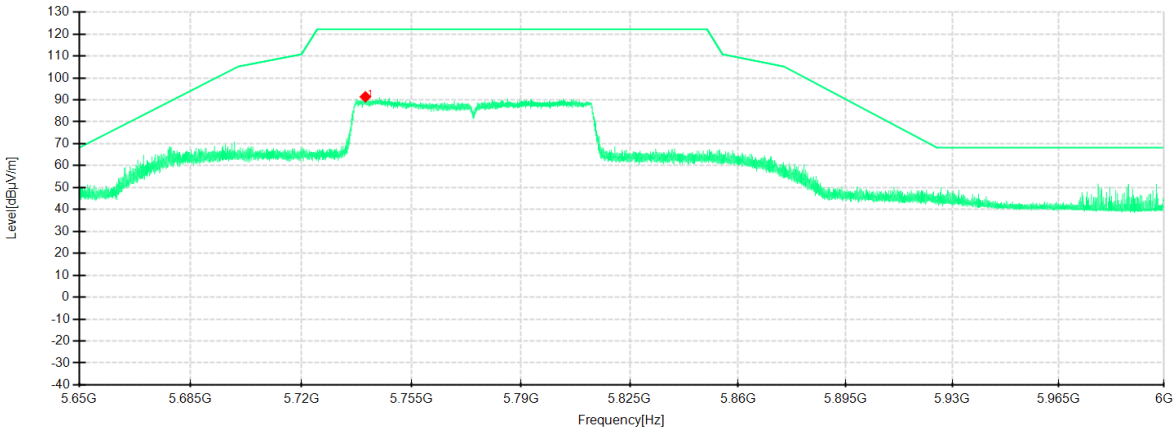

Detector mode: Peak Polarity: Vertical

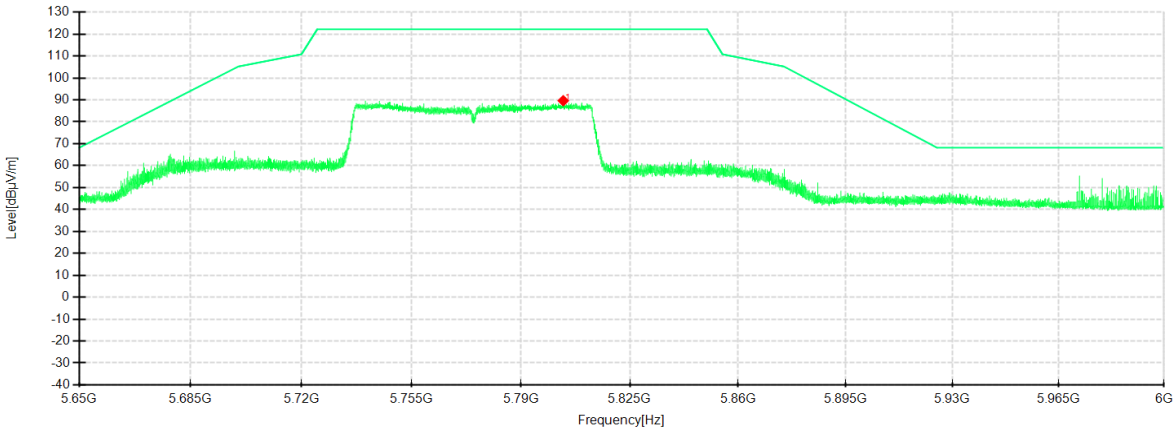

No.	Frequency MHz	Reading dBµV/m	Level dBµV/m	Factor dB	Limit dBuV/m	Margin dB	Height cm	Angle °	Pole	Comment
1	5740.3000	94.31	91.39	-2.92	122.20	30.81	200	223	Horizontal	/
1	5803.5800	92.51	89.60	-2.91	122.20	32.60	200	154	Vertical	/

7. 6dB BANDWIDTH & 26dB BANDWIDTH & 99% OCCUPIED BANDWIDTH

7.1 LIMITS

Band	Frequency (MHz)	Test Item	Limit
U-NII-1	5150-5250	26dB Bandwidth&99% Occupied Bandwidth	N/A
U-NII-2A	5250-5350	26dB Bandwidth&99% Occupied Bandwidth	N/A
U-NII-2C	5470-5725	26dB Bandwidth&99% Occupied Bandwidth	N/A
U-NII-3	5725-5850	6dB Bandwidth&99% Occupied Bandwidth	6dB Bandwidth≥500kHz

7.2 TEST PROCEDURES

For 26dB Bandwidth Measurement :

a) Connect EUT antenna terminal to the spectrum analyzer with RF cable.
b) Spectrum analyzer setting parameters in accordance with table 1.
c) Set the EUT transmit continuously with maximum output power.
d) Allow trace to stabilize, measure the maximum width of the emission that is 26 dB down from the peak of the emission.Compare this with the RBW setting of the instrument. Readjust RBW and repeat measurementas needed until the RBW/EBW ratio is approximately 1%.
e) Repeat above procedures until all modes and channels were measured.
f) Record the results in the test report.

For 6dB Bandwidth Measurement :

a) Connect EUT antenna terminal to the spectrum analyzer with RF cable.
b) Spectrum analyzer setting parameters in accordance with table 2.
c) Set the EUT transmit continuously with maximum output power.
d) Allow trace to stabilize,measure the maximum width of the emission that is constrained by the frequencies associatedwith the two outermost amplitude points (upper and lower frequencies) that are attenuated by 6 dB relative to the maximum level measured in the fundamental emission.
e) Repeat above procedures until all modes and channels were measured.
f) Record the results in the test report.

For 99% Occupied BandwidthMeasurement :

a) Connect EUT antenna terminal to the spectrum analyzer with RF cable.
b) Spectrum analyzer setting parameters in accordance with table 3.
c) Set the EUT transmit continuously with maximum output power.
d) Allow trace to stabilize,use the 99% power bandwidth function to measure bandwidth.
e) Repeat above procedures until all modes and channels were measured.

Record the results in the test report.

Table 1:

26dB Bandwidth	
Spectrum Parameters	Setting
RBW	approximately 1% of the emission bandwidth
VBW	＞RBW
Span	40MHz(20MHz Bandwidth mode) 60MHz(40MHz Bandwidth mode) 120MHz(80MHz Bandwidth mode)
Sweep Time	Auto
Detector	Peak
Trace Mode	Max Hold

Table 2:

6dB Bandwidth	
Spectrum Parameters	Setting
RBW	100kHz
VBW	300kHz
Span	40MHz(20MHz Bandwidth mode) 60MHz(40MHz Bandwidth mode) 120MHz(80MHz Bandwidth mode)
Sweep Time	Auto
Detector	Peak
Trace Mode	Max Hold

Table 3:

99% Occupied Bandwidth	
Spectrum Parameters	Setting
RBW	1% to 5% of the OBW
VBW	approximately three times the RBW
Span	between 1.5 times and 5.0 times the OBW
Sweep Time	Auto
Detector	Peak
Trace Mode	Max Hold

7.3 TEST SETUP

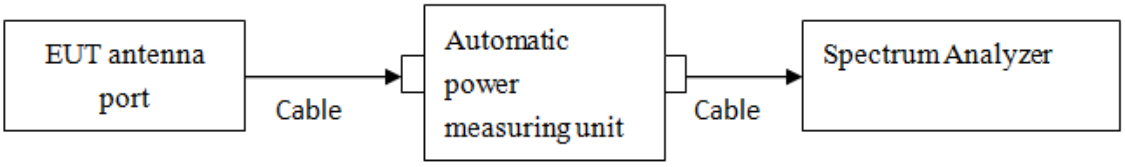

7.4 TEST RESULTS

Environment: 26.9℃/53%RH 101.0kPa Voltage:DC 12V
Tested By: Qin Tingting Date: 2024-08-15~2024-08-16

6dB Bandwidth

Test Mode	Antenna	Freq(MHz)	6dB EBW [MHz]	F_L[MHz]	F_H[MHz]	Limit[MHz]	Verdict
IEEE 802.11a	Ant2	5745	16.36	5736.76	5753.12	0.5	PASS
		5785	16.32	5776.76	5793.08	0.5	PASS
		5825	16.32	5816.76	5833.08	0.5	PASS
IEEE 802.11n HT20	Ant2	5745	17.60	5736.12	5753.72	0.5	PASS
		5785	17.56	5776.16	5793.72	0.5	PASS
		5825	17.60	5816.12	5833.72	0.5	PASS
IEEE 802.11n HT40	Ant2	5755	36.32	5736.76	5773.08	0.5	PASS
		5795	36.32	5776.76	5813.08	0.5	PASS
IEEE 802.11ac VHT20	Ant2	5745	17.60	5736.12	5753.72	0.5	PASS
		5785	17.56	5776.16	5793.72	0.5	PASS
		5825	17.64	5816.12	5833.76	0.5	PASS
IEEE 802.11ac VHT40	Ant2	5755	36.32	5736.76	5773.08	0.5	PASS
		5795	36.32	5776.76	5813.08	0.5	PASS
IEEE 802.11ac VHT80	Ant2	5775	76.00	5737.08	5813.08	0.5	PASS

——Blank space below this page——

26dB Bandwidth

Test Mode	Antenna	Freq(MHz)	26dB EBW [MHz]	F_L[MHz]	F_H[MHz]	Limit[MHz]	Verdict
IEEE 802.11a	Ant2	5180	21.32	5169.28	5190.60	---	---
		5200	21.32	5189.28	5210.60	---	---
		5240	21.28	5229.32	5250.60	---	---
IEEE 802.11n HT20	Ant2	5180	21.44	5169.16	5190.60	---	---
		5200	21.60	5189.04	5210.64	---	---
		5240	21.48	5229.16	5250.64	---	---
IEEE 802.11n HT40	Ant2	5190	40.40	5169.76	5210.16	---	---
		5230	40.32	5209.84	5250.16	---	---
IEEE 802.11ac VHT20	Ant2	5180	21.72	5169.08	5190.80	---	---
		5200	21.52	5189.16	5210.68	---	---
		5240	21.52	5229.12	5250.64	---	---
IEEE 802.11ac VHT40	Ant2	5190	58.80	5169.68	5228.48	---	---
		5230	58.48	5209.84	5268.32	---	---
IEEE 802.11ac VHT80	Ant2	5210	82.72	5168.72	5251.44	---	---

——Blank space below this page——

99% OCCUPIED BANDWIDTH

Test Mode	Antenna	Freq(MHz)	OCB [MHz]	F_L[MHz]	F_H[MHz]	Limit[MHz]	Verdict
IEEE 802.11a	Ant2	5180	17.874	5170.9646	5188.8382	---	---
		5200	17.857	5190.9655	5208.8223	---	---
		5240	17.891	5230.9592	5248.8506	---	---
		5745	17.995	5735.9281	5753.9226	---	---
		5785	17.888	5775.9763	5793.8641	---	---
		5825	17.988	5815.9405	5833.9287	---	---
IEEE 802.11n HT20	Ant2	5180	18.731	5170.5846	5189.3157	---	---
		5200	18.713	5190.5636	5209.2770	---	---
		5240	18.765	5230.5667	5249.3319	---	---
		5745	18.806	5735.5202	5754.3264	---	---
		5785	18.855	5775.4600	5794.3146	---	---
		5825	18.778	5815.5407	5834.3190	---	---
IEEE 802.11n HT40	Ant2	5190	37.034	5171.5348	5208.5688	---	---
		5230	36.994	5211.5243	5248.5187	---	---
		5755	36.897	5736.5343	5773.4309	---	---
		5795	36.845	5776.5683	5813.4129	---	---
IEEE 802.11ac VHT20	Ant2	5180	18.718	5170.6246	5189.3425	---	---
		5200	18.710	5190.6009	5209.3105	---	---
		5240	18.756	5230.5755	5249.3318	---	---
		5745	18.784	5735.5767	5754.3611	---	---
		5785	18.731	5775.5887	5794.3195	---	---
		5825	18.735	5815.5516	5834.2867	---	---
IEEE 802.11ac VHT40	Ant2	5190	36.959	5171.5192	5208.4786	---	---
		5230	36.957	5211.5385	5248.4957	---	---
		5755	36.946	5736.4889	5773.4353	---	---
		5795	36.975	5776.4885	5813.4638	---	---
IEEE 802.11ac VHT80	Ant2	5210	76.453	5171.8784	5248.3310	---	---
		5775	76.395	5736.8722	5813.2669	---	---

Test Graphs

6dB Bandwidth

IEEE 802.11a_Ant2_5745MHz

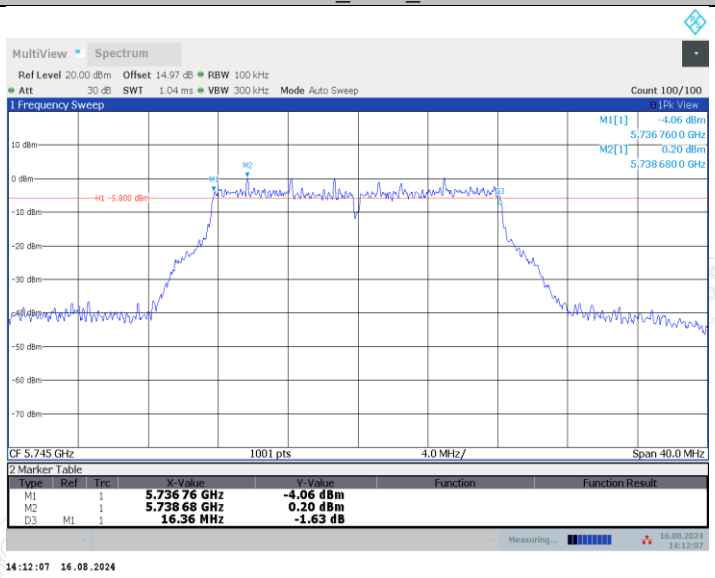

IEEE 802.11a_Ant2_5785MHz

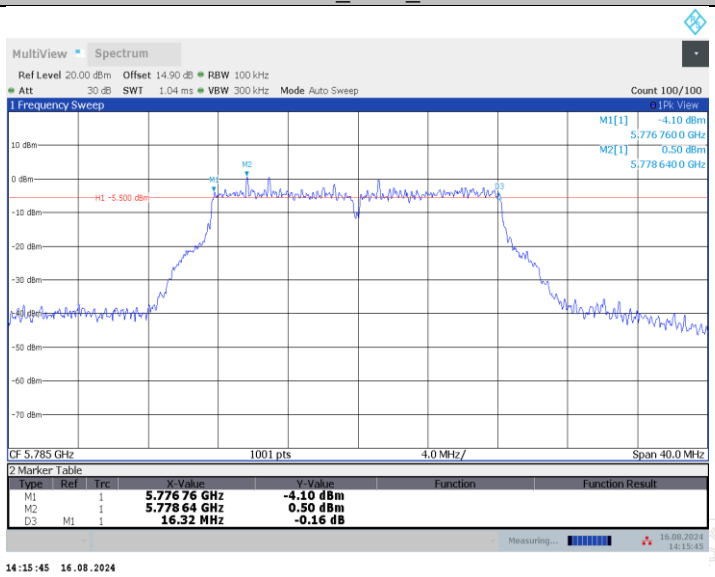

IEEE 802.11a_Ant2_5825MHz

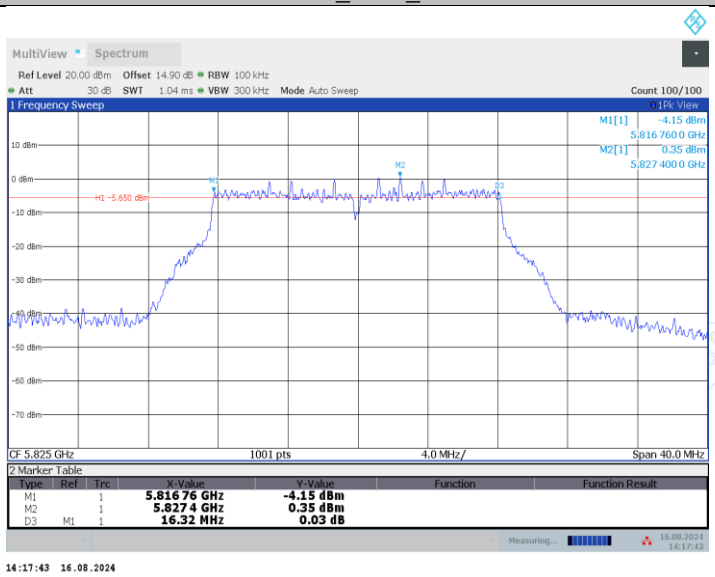

IEEE 802.11n HT20_Ant2_5745MHz

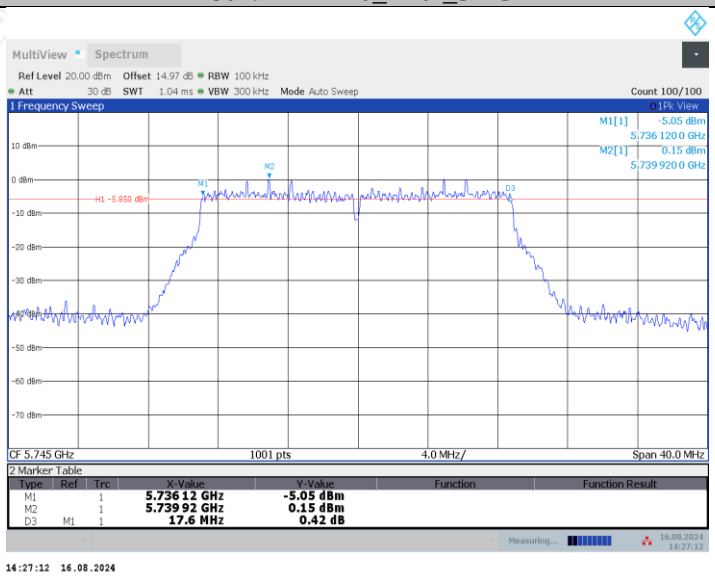

IEEE 802.11n HT20_Ant2_5785MHz

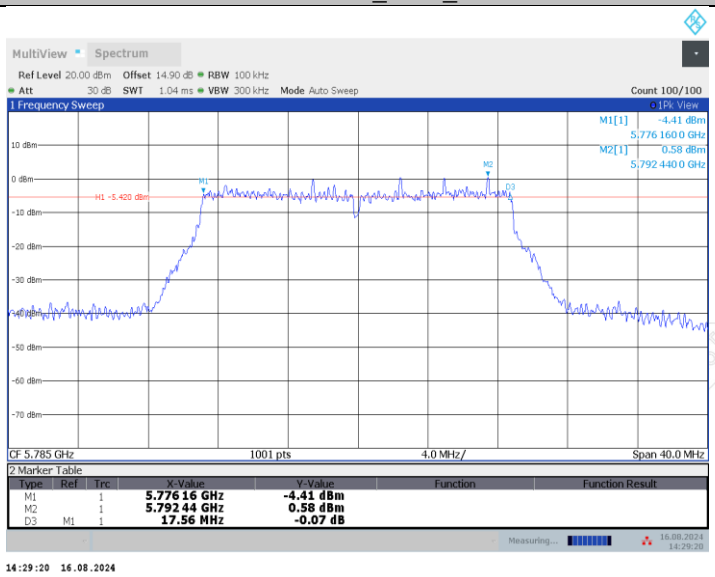

IEEE 802.11n HT20_Ant2_5825MHz

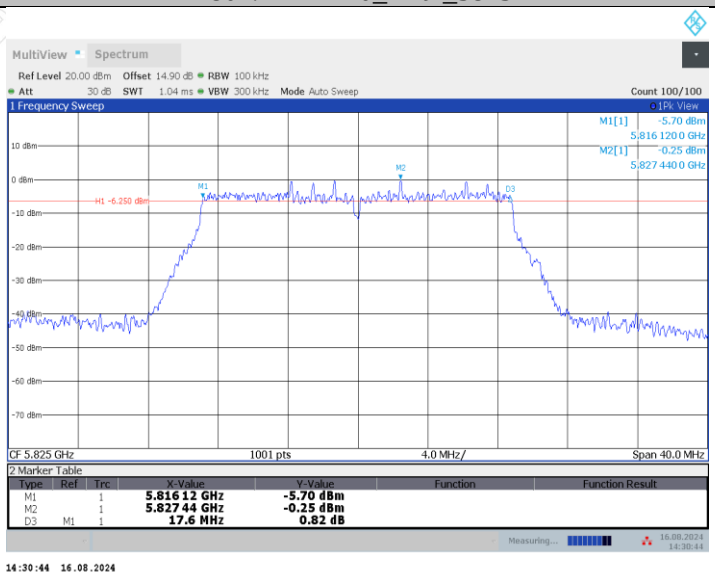

IEEE 802.11n HT40_Ant2_5755MHz

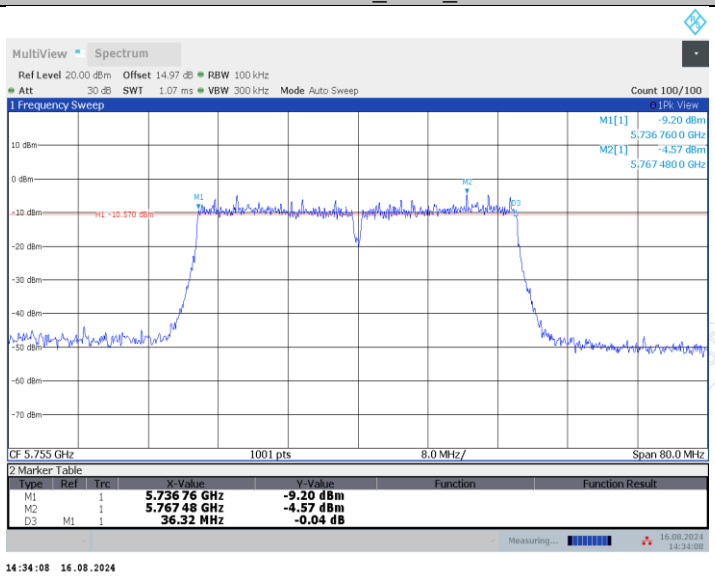

IEEE 802.11n HT40_Ant2_5795MHz

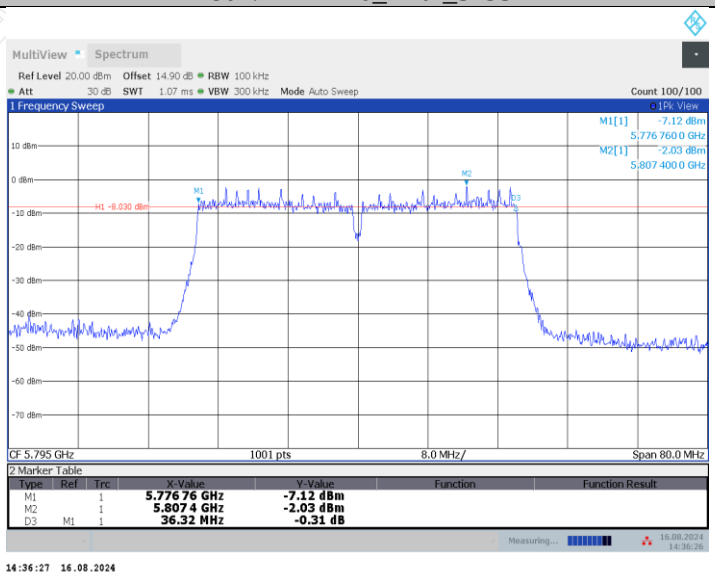

IEEE 802.11ac VHT20_Ant2_5745MHz

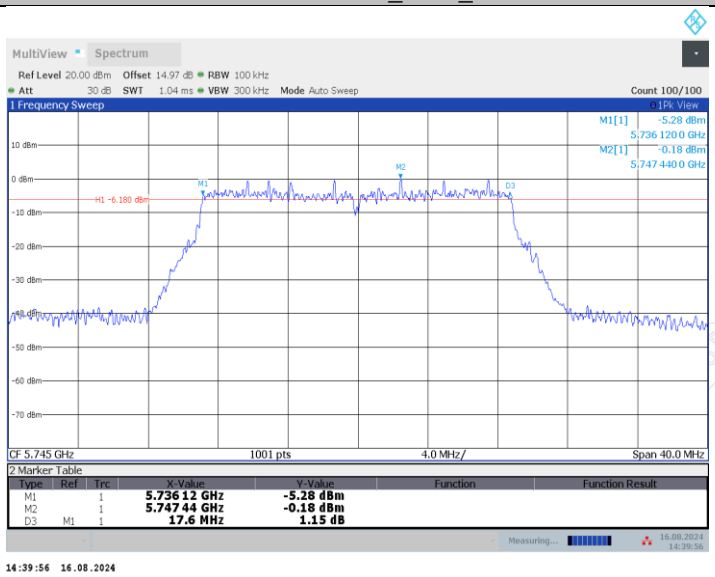

IEEE 802.11ac VHT20_Ant2_5785MHz

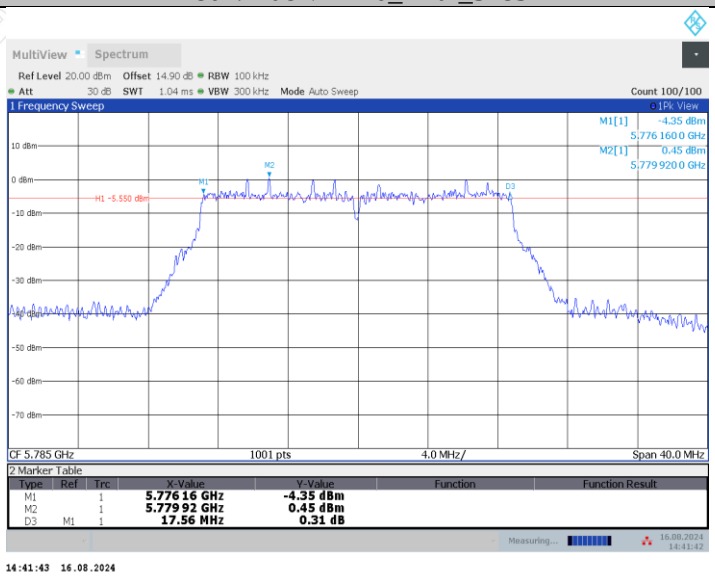

IEEE 802.11ac VHT20_Ant2_5825MHz

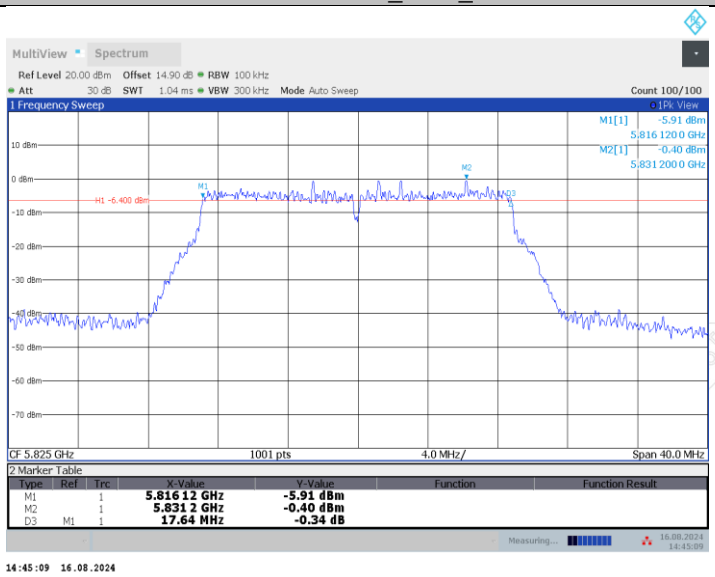

IEEE 802.11ac VHT40_Ant2_5755MHz

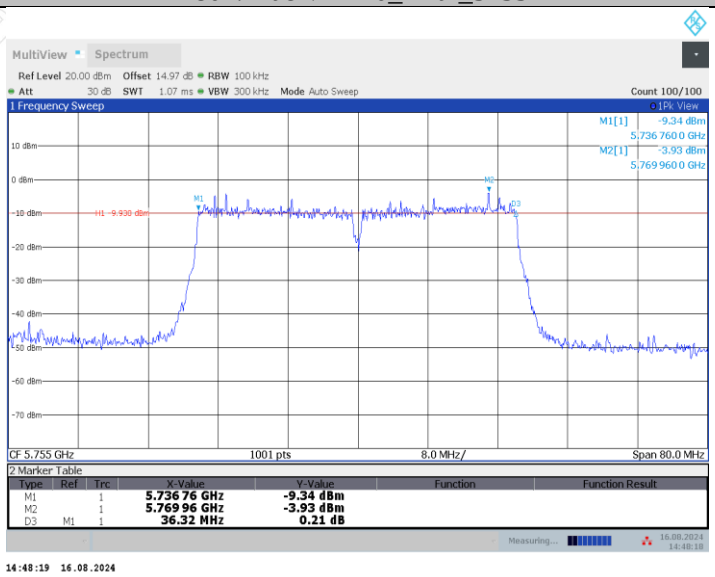

IEEE 802.11ac VHT40_Ant2_5795MHz

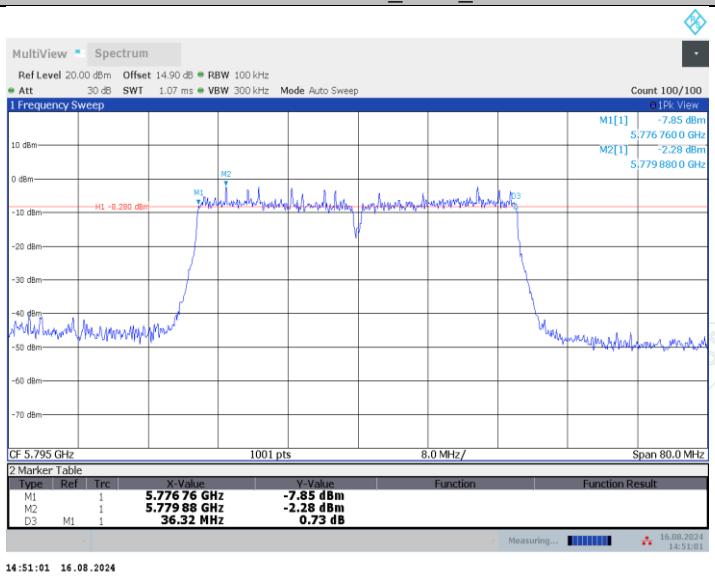

IEEE 802.11ac VHT80_Ant2_5775MHz

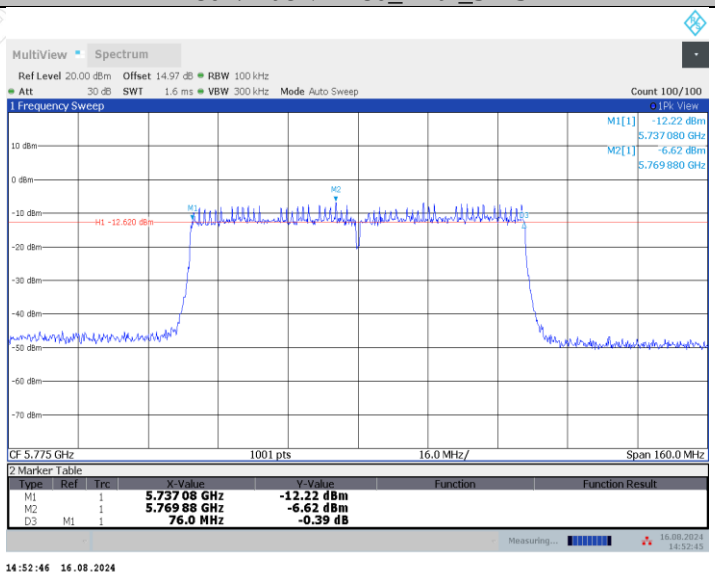

26dB Bandwidth

IEEE 802.11a_Ant2_5180MHz

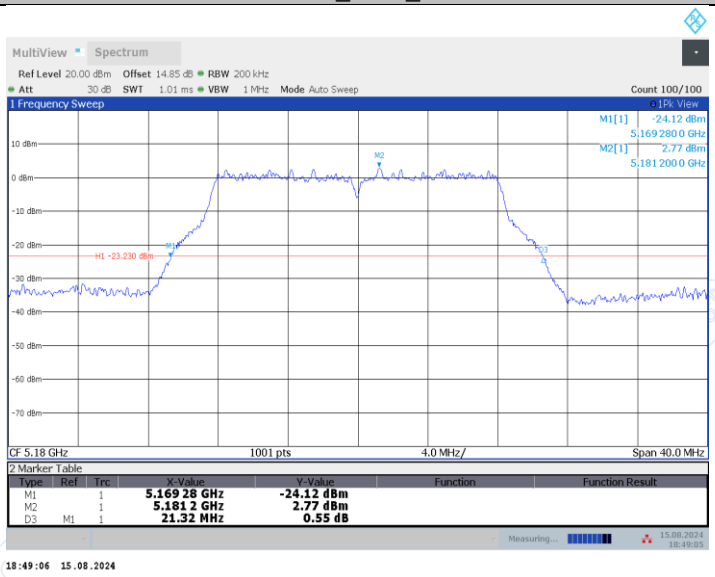

IEEE 802.11a_Ant2_5200MHz

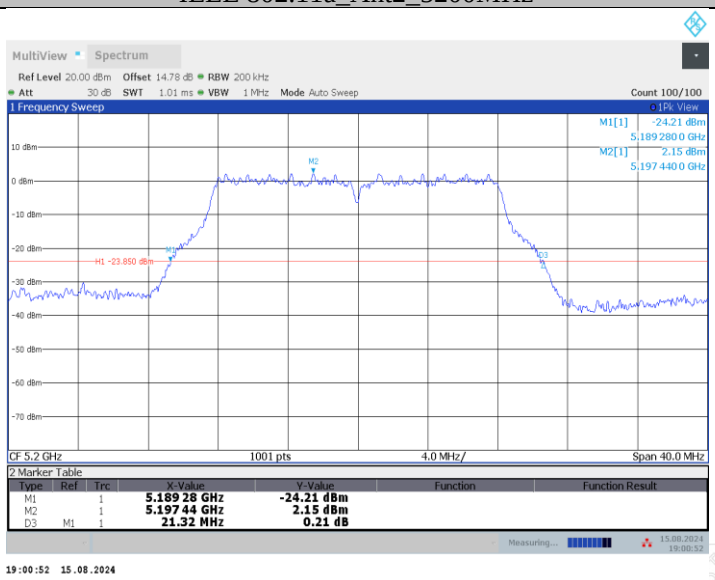

IEEE 802.11a_Ant2_5240MHz

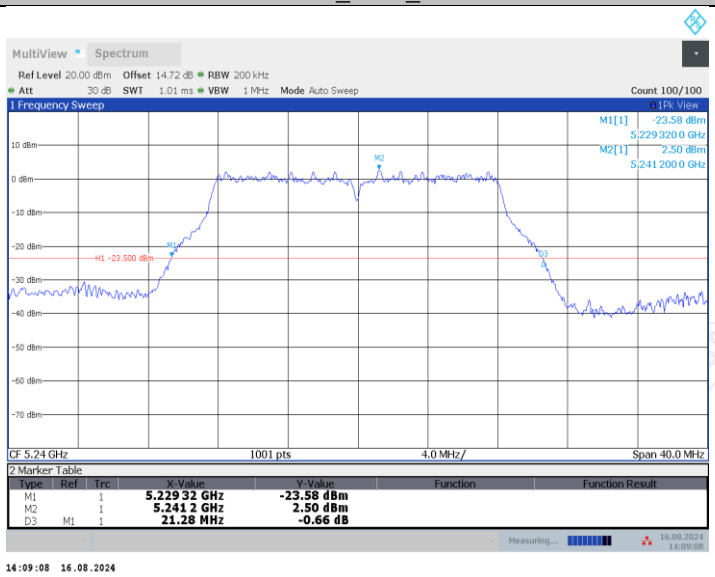

IEEE 802.11n HT20_Ant2_5180MHz

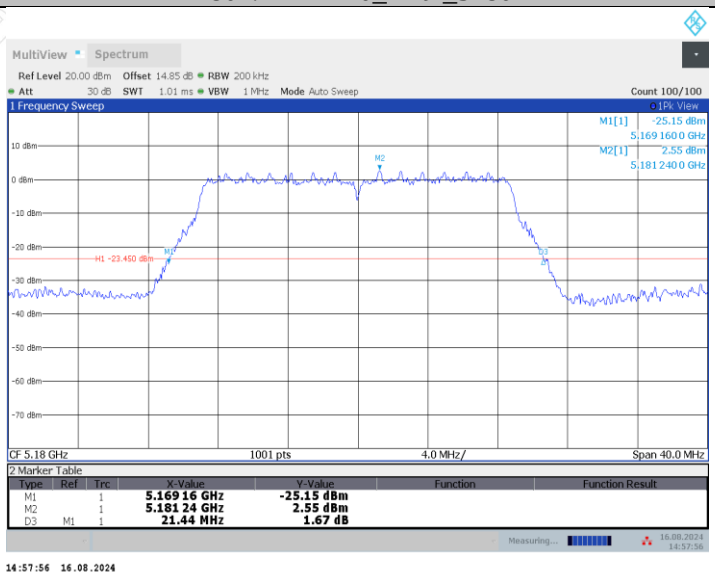

IEEE 802.11n HT20_Ant2_5200MHz

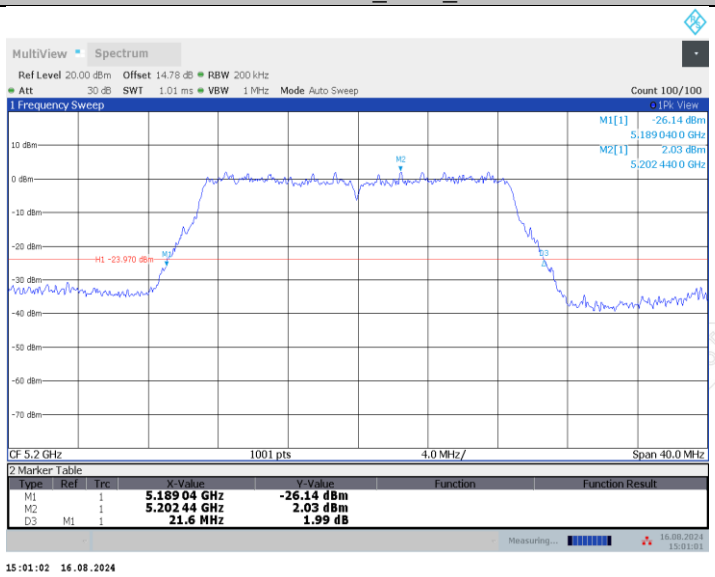

IEEE 802.11n HT20_Ant2_5240MHz

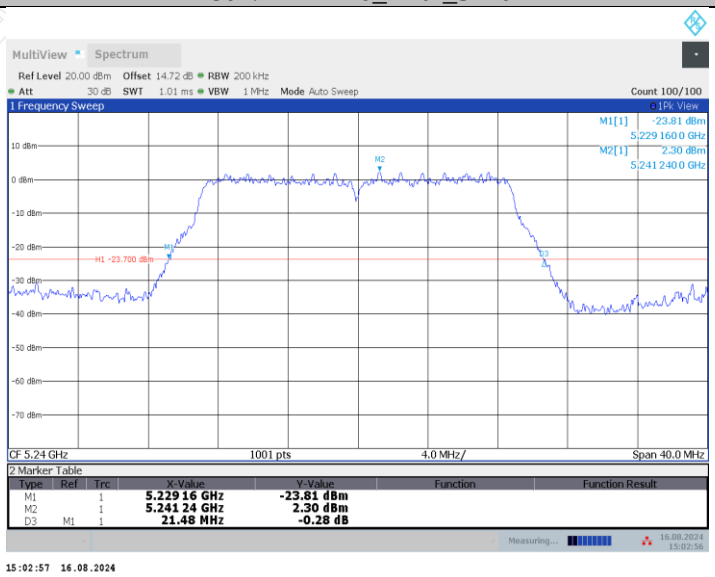

IEEE 802.11n HT40_Ant2_5190MHz

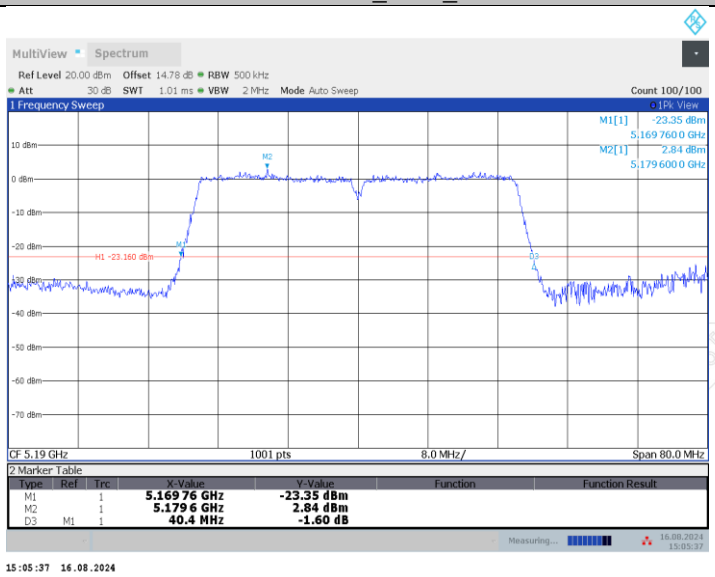

IEEE 802.11n HT40_Ant2_5230MHz

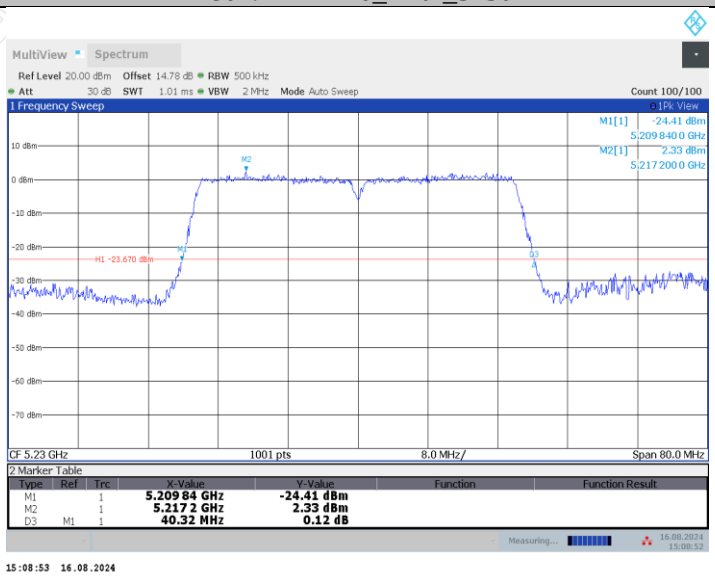

IEEE 802.11ac VHT20_Ant2_5180MHz

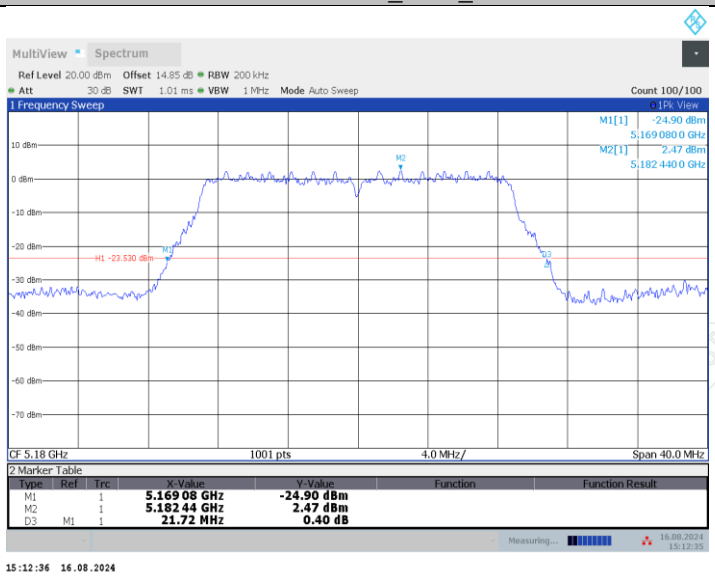

IEEE 802.11ac VHT20_Ant2_5200MHz

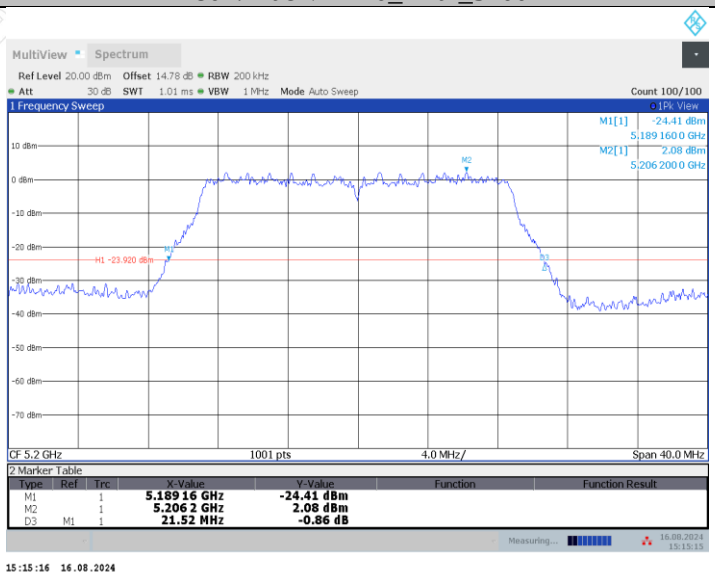

IEEE 802.11ac VHT20_Ant2_5240MHz

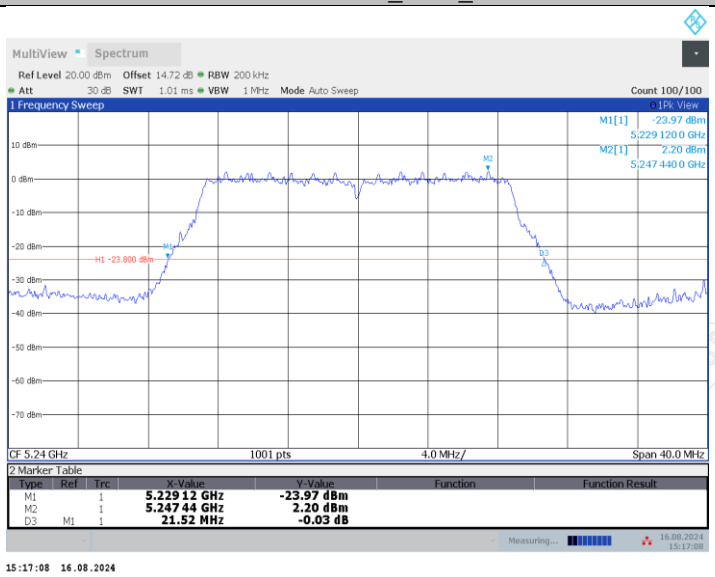

IEEE 802.11ac VHT40_Ant2_5190MHz

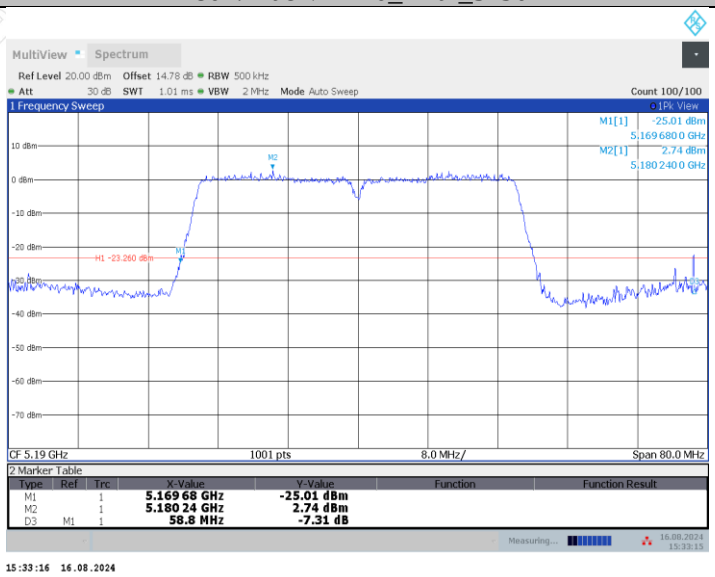

IEEE 802.11ac VHT40_Ant2_5230MHz

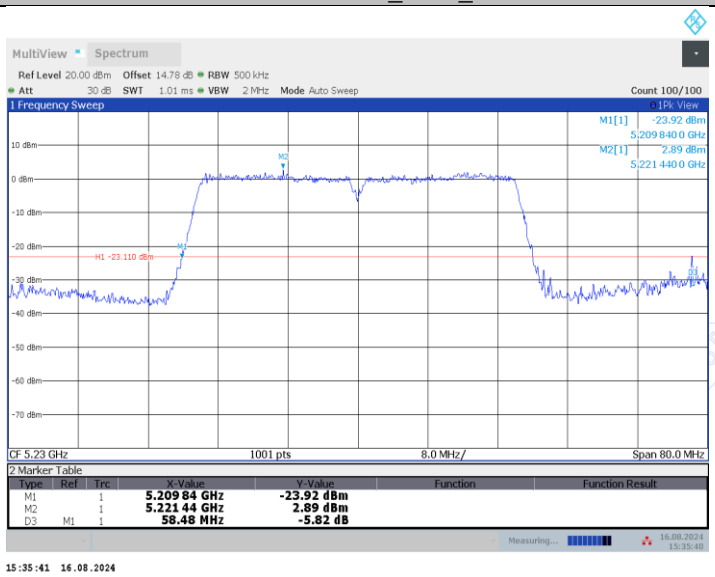

IEEE 802.11ac VHT80_Ant2_5210MHz

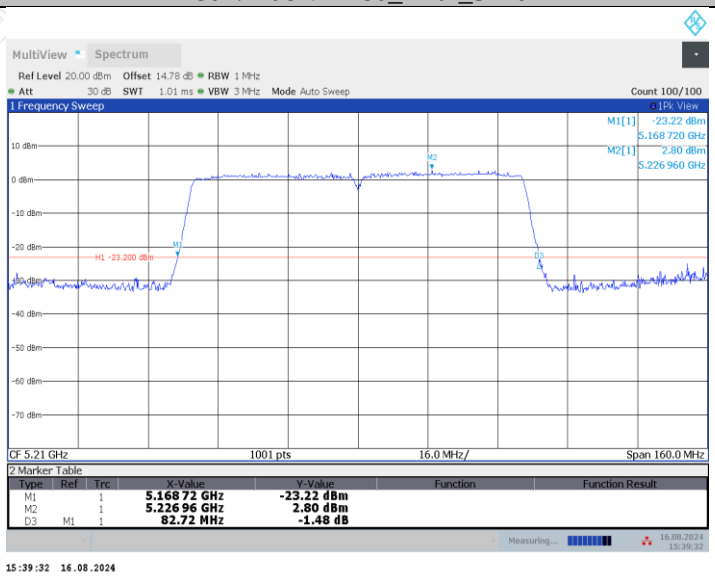

99% OCCUPIED BANDWIDTH

IEEE 802.11a_Ant2_5180MHz

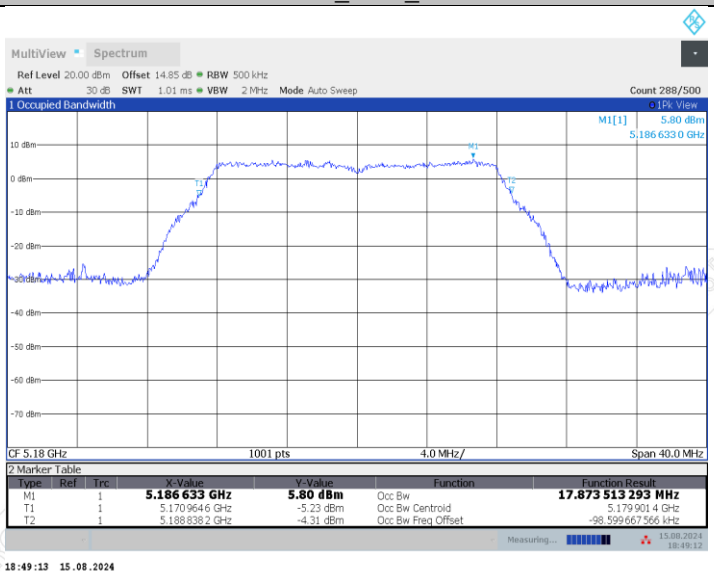
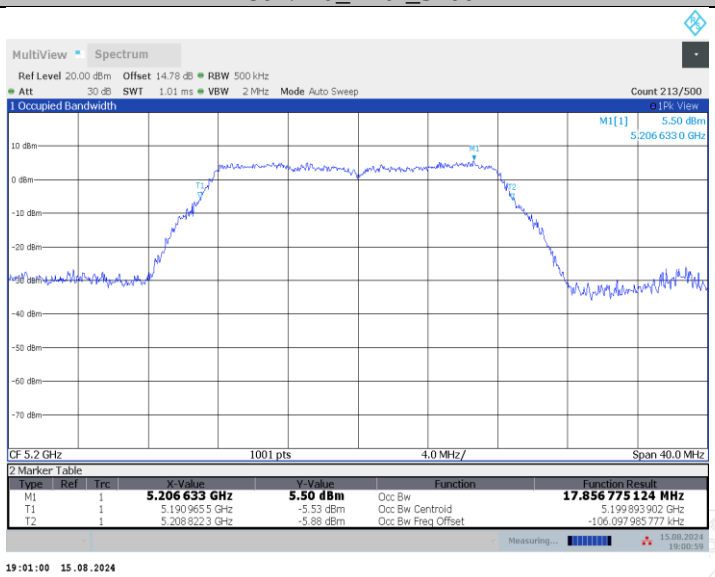
IEEE 802.11a_Ant2_5200MHz