10 APPENDIX

Appendix1

10.1 APPENDIX: 20DBEMISSION BANDWIDTH

Test Result

TestMode	Antenna	Channel	20db EBW[MHz]	FL[MHz]	FH[MHz]	Limit[MHz]	Verdict
DH1	Ant1	2402	1.125	2401.397	2402.522	---	PASS
		2441	1.116	2440.397	2441.513	---	PASS
		2480	1.113	2479.397	2480.510	---	PASS
2DH1	Ant1	2402	1.335	2401.277	2402.612	---	PASS
		2441	1.329	2440.283	2441.612	---	PASS
		2480	1.335	2479.280	2480.615	---	PASS
3DH1	Ant1	2402	1.326	2401.298	2402.624	---	PASS
		2441	1.323	2440.298	2441.621	---	PASS
		2480	1.326	2479.298	2480.624	---	PASS

BlueAsia

Test Graphs

DH1_Ant1_2402

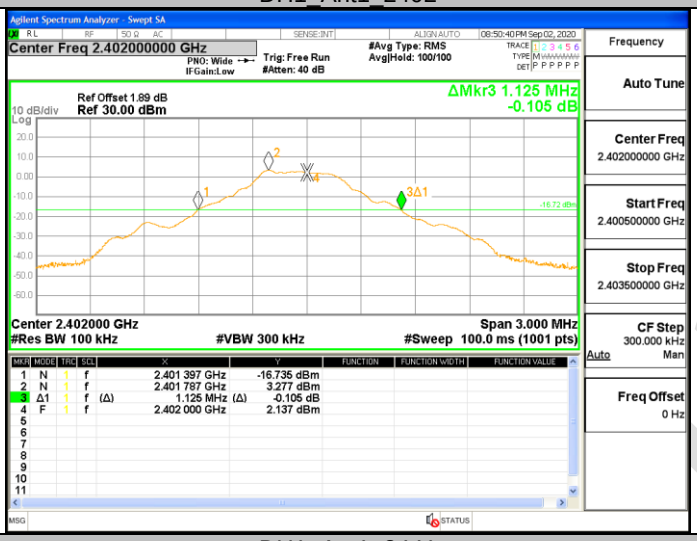

DH1_Ant1_2441

DH1_Ant1_2480

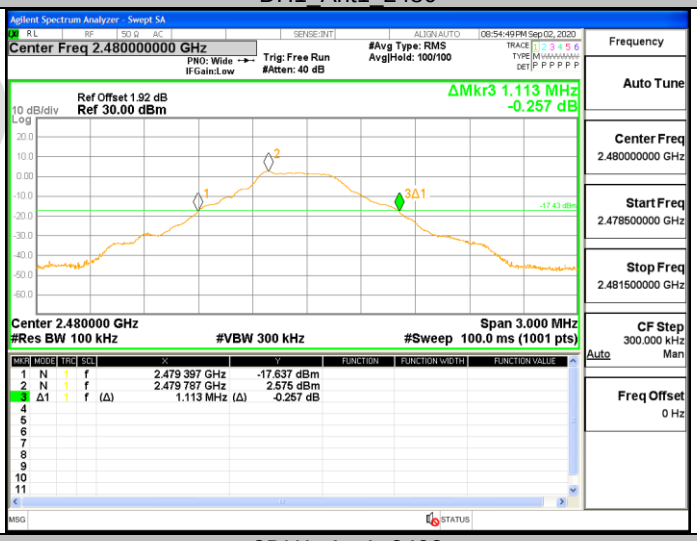

2DH1_Ant1_2402

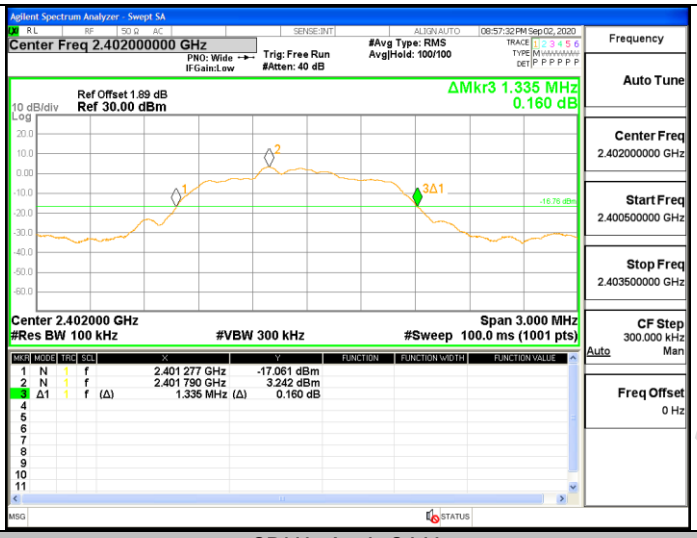

2DH1_Ant1_2441

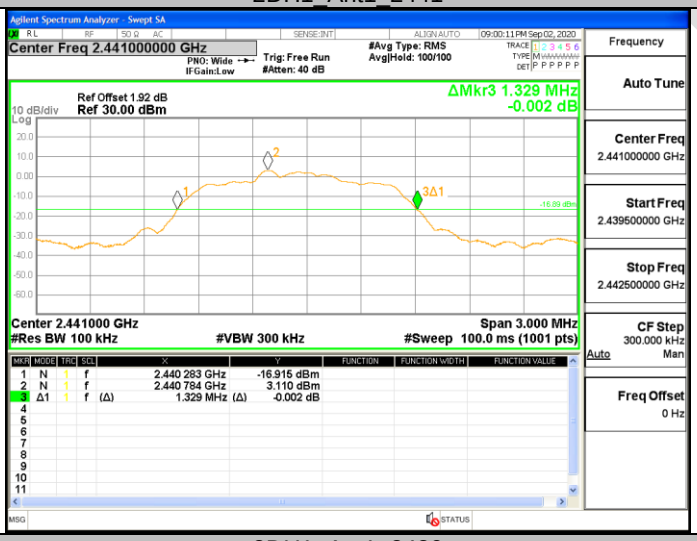

2DH1_Ant1_2480

3DH1_Ant1_2402

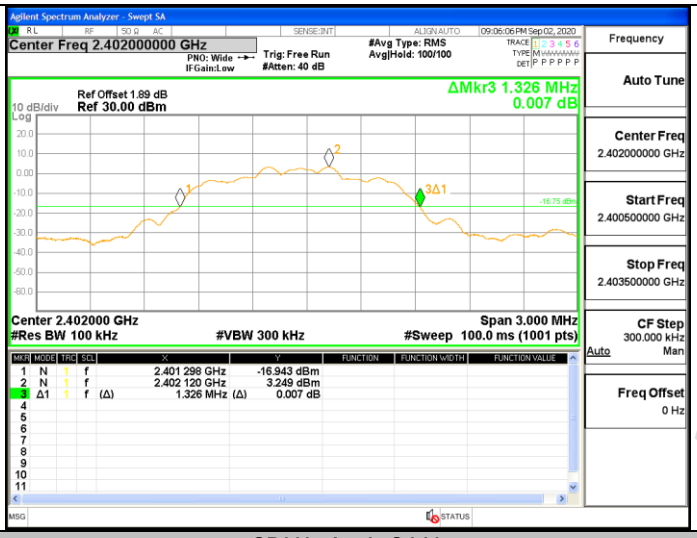

3DH1_Ant1_2441

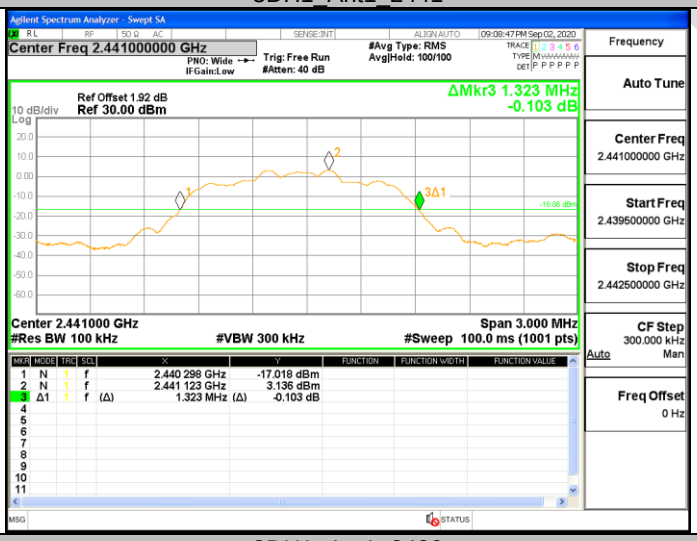

3DH1_Ant1_2480

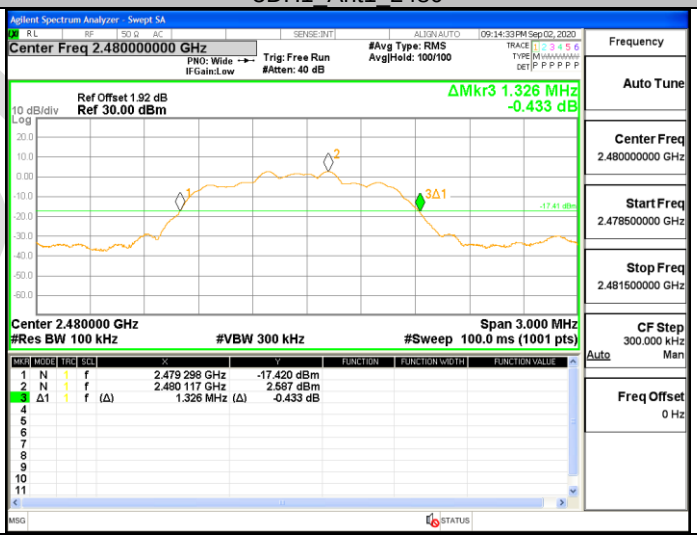

10.2 APPENDIX: MAXIMUM CONDUCTED OUTPUT POWER

Test Result

TestMode	Antenna	Channel	Result[dBm]	Limit[dBm]	Verdict
DH1	Ant1	2402	3.41	<=20.97	PASS
		2441	3.28	<=20.97	PASS
		2480	2.76	<=20.97	PASS
2DH1	Ant1	2402	3.39	<=20.97	PASS
		2441	3.25	<=20.97	PASS
		2480	2.74	<=20.97	PASS
3DH1	Ant1	2402	3.56	<=20.97	PASS
		2441	3.45	<=20.97	PASS
		2480	2.92	<=20.97	PASS

BlueAsia

Test Graphs

DH1_Ant1_2402

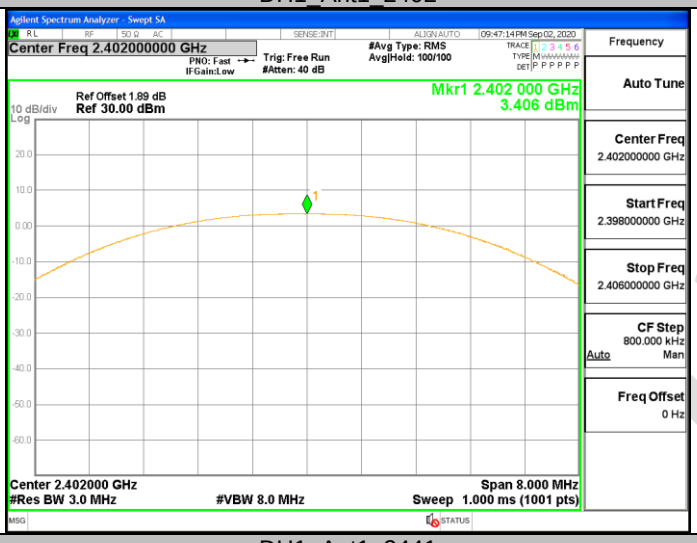

DH1_Ant1_2441

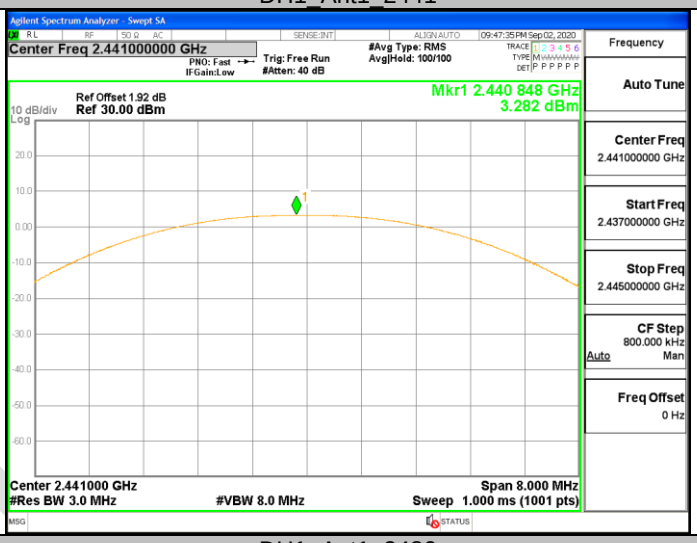

DH1_Ant1_2480

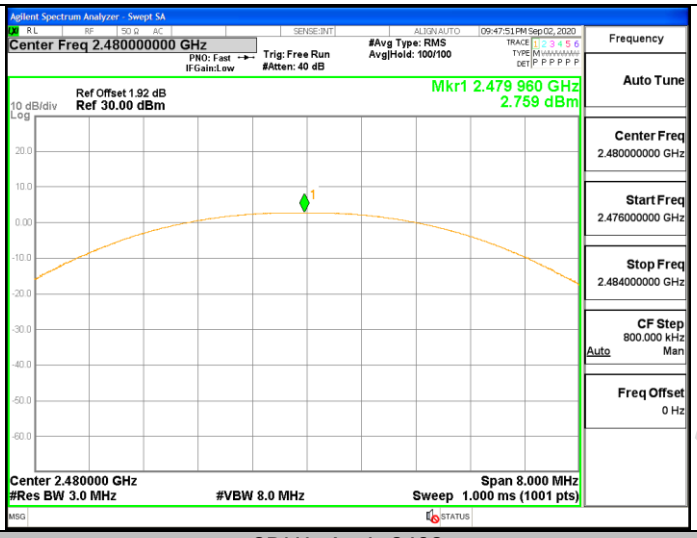

2DH1_Ant1_2402

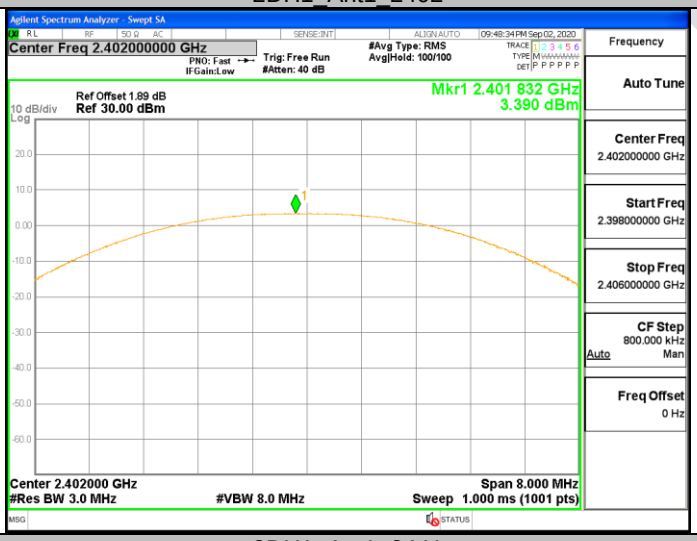

2DH1_Ant1_2441

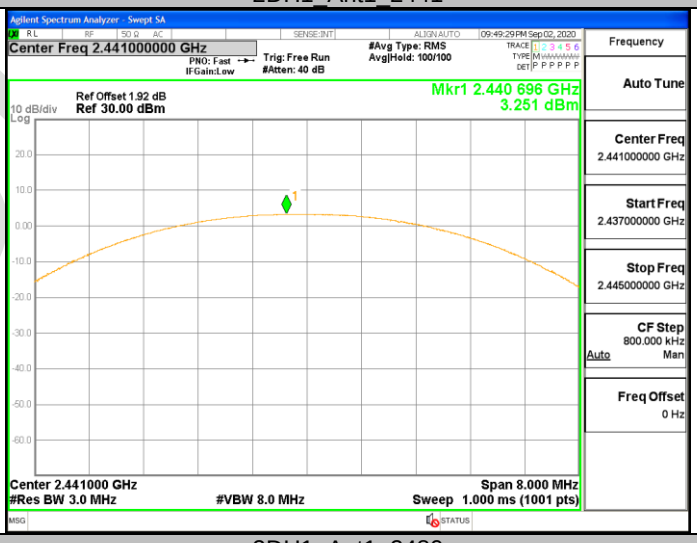

2DH1_Ant1_2480

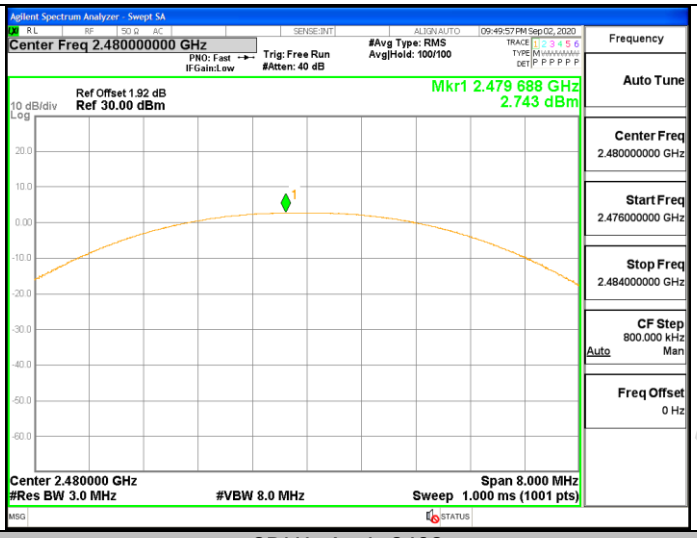

3DH1_Ant1_2402

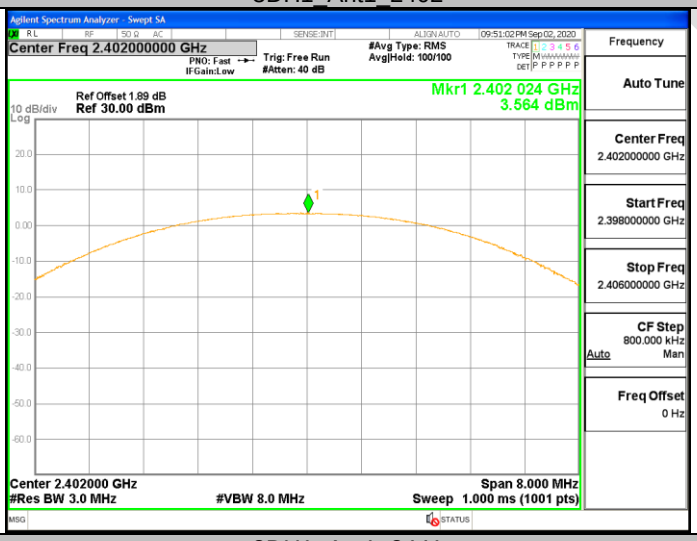

3DH1_Ant1_2441

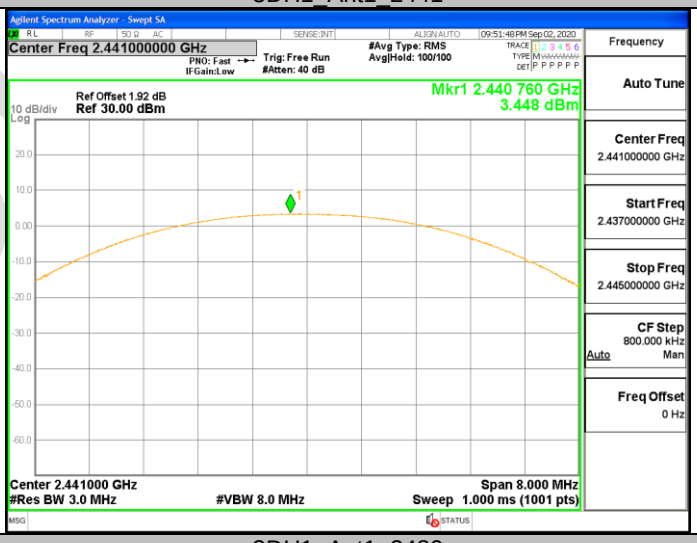

3DH1_Ant1_2480

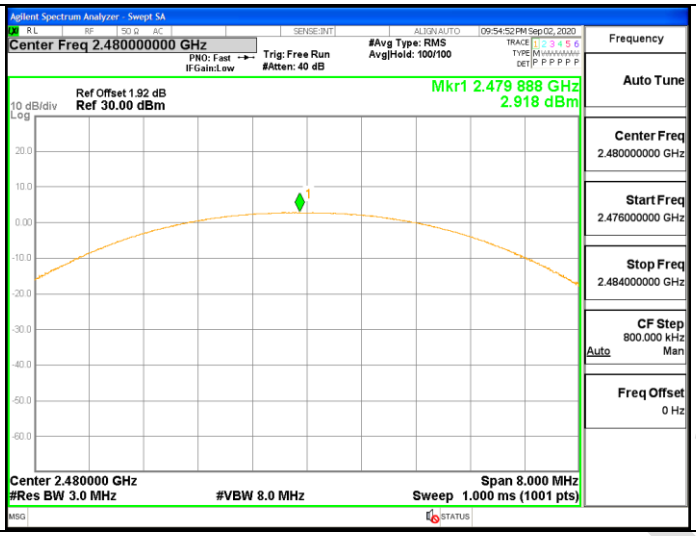
Agilent Spectrum Analyzer - Swept SA
Center Freq 2.480000000 GHz
PNO: Fast
IFGain:Low
Trig: Free Run
#Atten: 40 dB
#Avg Type: RMS
Avg|Hold: 100/100
09:54:52 PM Sep 02, 2020
Frequency
Auto Tune
Ref Offset 1.92 dB
10 dB/div
Ref 30.00 dBm
Log
Mkr1 2.479 888 GHz
2.918 dBm
Center Freq
2.480000000 GHz
Start Freq
2.476000000 GHz
Stop Freq
2.484000000 GHz
CF Step
800.000 kHz
Auto
Man
Freq Offset
0 Hz
Center 2.480000 GHz
#Res BW 3.0 MHz
#VBW 8.0 MHz
Span 8.000 MHz
Sweep 1.000 ms (1001 pts)

BlueAsia

10.3 APPENDIX: CARRIER FREQUENCY SEPARATION

Test Result

TestMode	Antenna	Channel	Result[MHz]	Limit[MHz]	Verdict
DH1	Ant1	Hop	1.008	>=0.750	PASS
2DH1	Ant1	Hop	1.002	>=0.890	PASS
3DH1	Ant1	Hop	1.004	>=0.884	PASS

BlueAsia

Test Graphs

DH1_Ant1_Hop

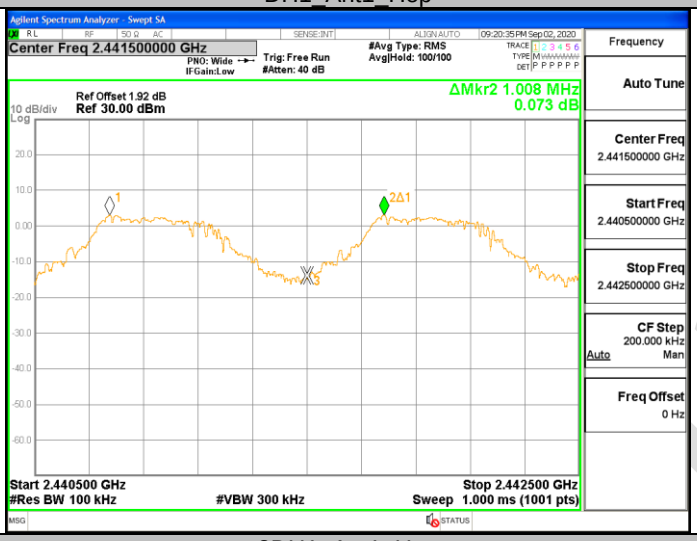

2DH1_Ant1_Hop

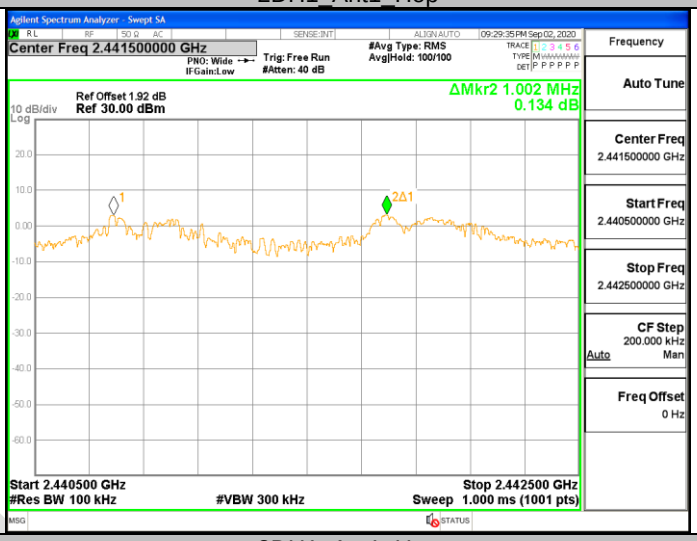

3DH1_Ant1_Hop

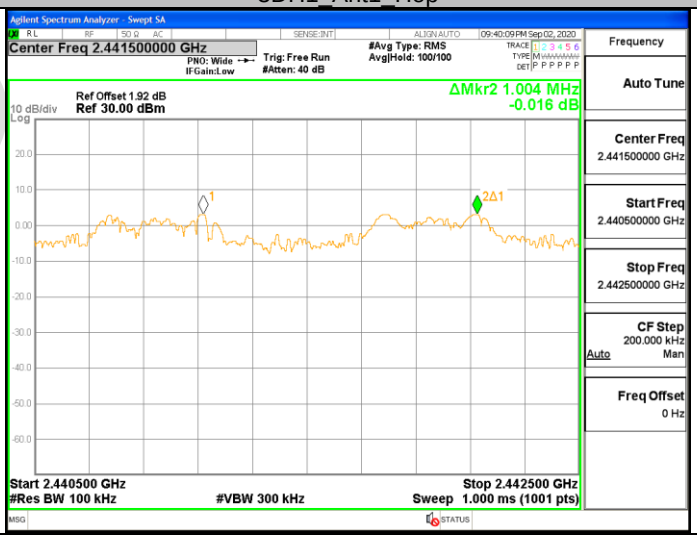

10.4 APPENDIX: TIME OF OCCUPANCY

Test Result

TestMode	Antenna	Channel	BurstWidth [ms]	TotalHops [Num]	Result[s]	Limit[s]	Verdict
DH1	Ant1	Hop	0.37	320	0.118	<=0.4	PASS
DH3	Ant1	Hop	1.62	160	0.259	<=0.4	PASS
DH5	Ant1	Hop	2.87	107	0.306	<=0.4	PASS

The test period: T= 0.4 Second/Channel x 79 Channel = 31.6 s

Test channel: 2441MHz as blow

DH1/2-DH1/3-DH1 time slot=0.37(ms)*(1600/ (2*79))*31.6=118.40ms

DH3/2-DH3/3-DH3 time slot=1.62(ms)*(1600/ (4*79))*31.6=259.20ms

DH5/2-DH5/3-DH5 time slot=2.87(ms)*(1600/ (6*79))*31.6=306.13ms

BlueAsia

Test Graphs

DH1_Ant1_Hop

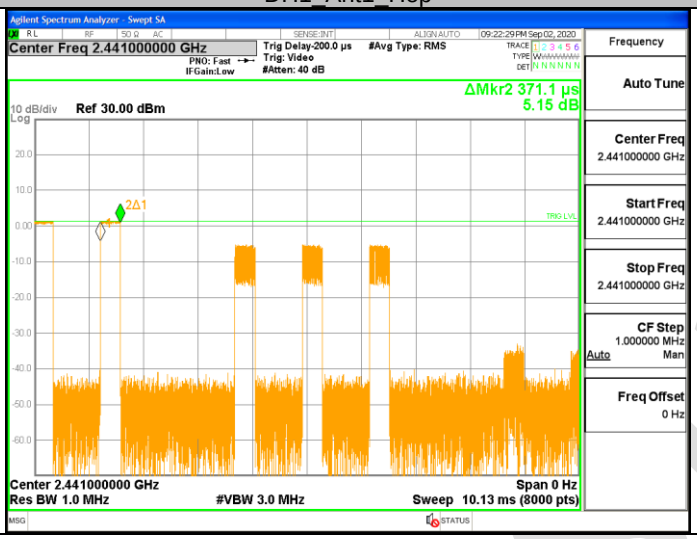

DH3_Ant1_Hop

DH5_Ant1_Hop

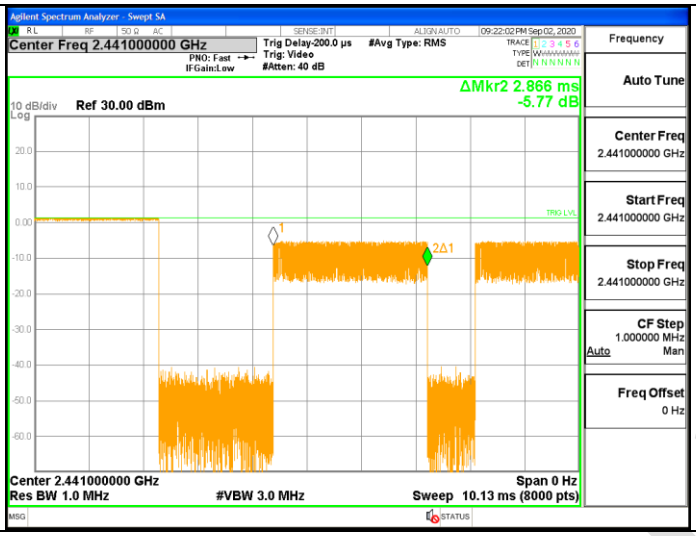
Agilent Spectrum Analyzer - Swept SA
Center Freq 2.441000000 GHz
Trig Delay-200.0 µs
#Avg Type: RMS
Trig: Video
#Atten: 40 dB
ΔMkr2 2.866 ms
-5.77 dB
10 dB/div
Ref 30.00 dBm
Center 2.441000000 GHz
Res BW 1.0 MHz
#VBW 3.0 MHz
Span 0 Hz
Sweep 10.13 ms (8000 pts)
Frequency
Auto Tune
Center Freq
2.441000000 GHz
Start Freq
2.441000000 GHz
Stop Freq
2.441000000 GHz
CF Step
1.000000 MHz
Auto
Man
Freq Offset
0 Hz

BlueAsia

10.5 APPENDIXF: NUMBER OF HOPPING CHANNELS

Test Result

TestMode	Antenna	Channel	Result[Num]	Limit[Num]	Verdict
DH1	Ant1	Hop	79	>=15	PASS
2DH1	Ant1	Hop	79	>=15	PASS
3DH1	Ant1	Hop	79	>=15	PASS

BlueAsia

Test Graphs

DH1_Ant1_Hop

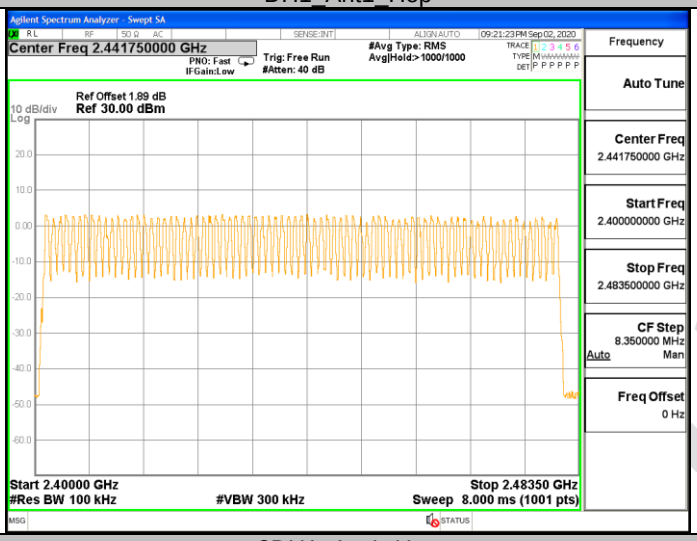

2DH1_Ant1_Hop

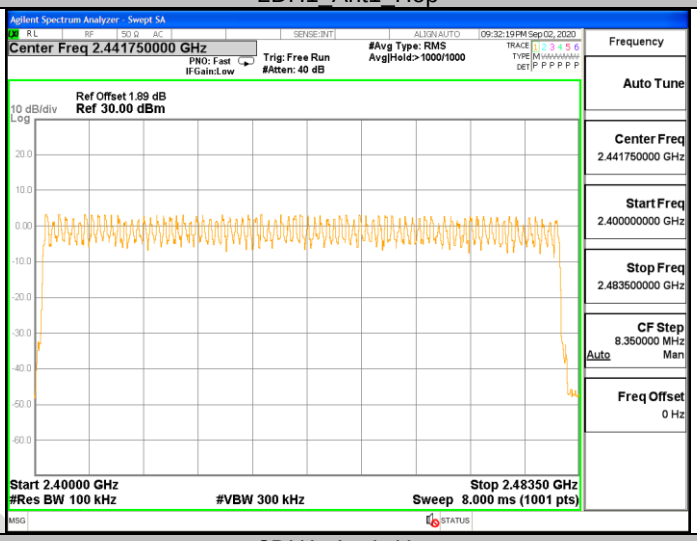

3DH1_Ant1_Hop

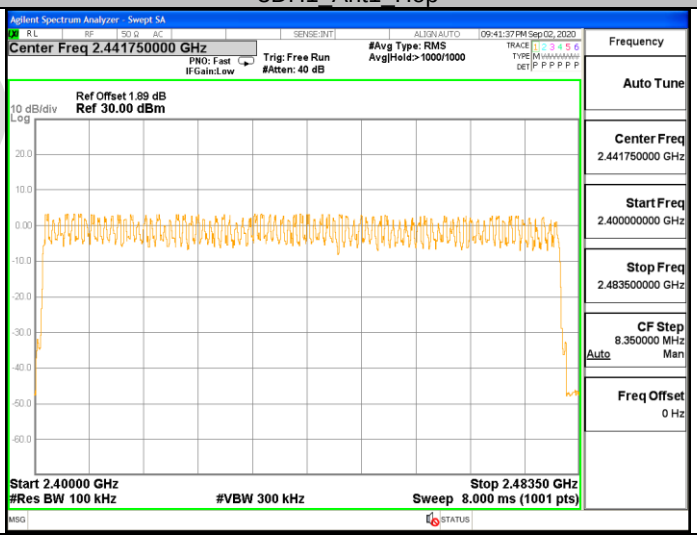

10.6 APPENDIX:BAND EDGE MEASUREMENTS

Test Result

TestMode	Antenna	ChName	Channel	RefLevel [dBm]	Result [dBm]	Limit [dBm]	Verdict
DH1	Ant1	Low	2402	3.19	-47.83	<=-16.81	PASS
		High	2480	2.55	-55.02	<=-17.45	PASS
		Low	Hop_2402	2.92	-48.11	-17.08	PASS
		High	Hop_2480	2.56	-54.62	-17.44	PASS
2DH1	Ant1	Low	2402	3.17	-48.95	<=-16.83	PASS
		High	2480	2.53	-55.31	<=-17.47	PASS
		Low	Hop_2402	2.93	-48.45	-17.07	PASS
		High	Hop_2480	2.55	-55.13	-17.45	PASS
3DH1	Ant1	Low	2402	3.17	-47.73	<=-16.83	PASS
		High	2480	2.54	-54.7	<=-17.46	PASS
		Low	Hop_2402	3.09	-48.25	-16.92	PASS
		High	Hop_2480	2.58	-54.05	-17.42	PASS

BlueAsia

Test Graphs

DH1_Ant1_Low_2402

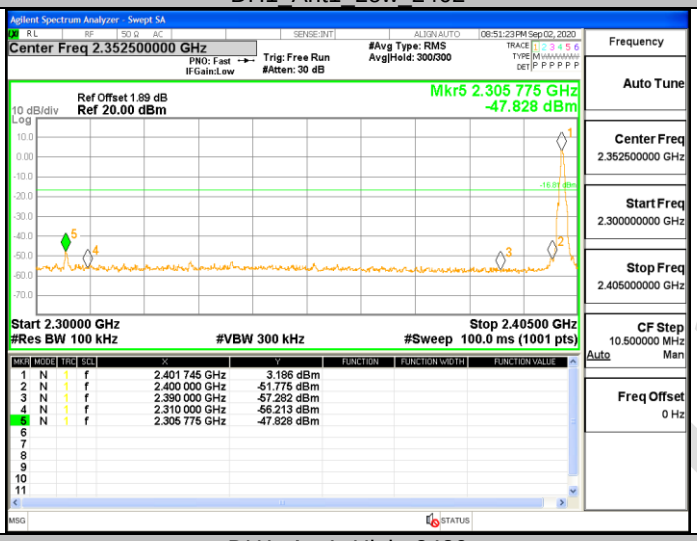

DH1_Ant1_High_2480

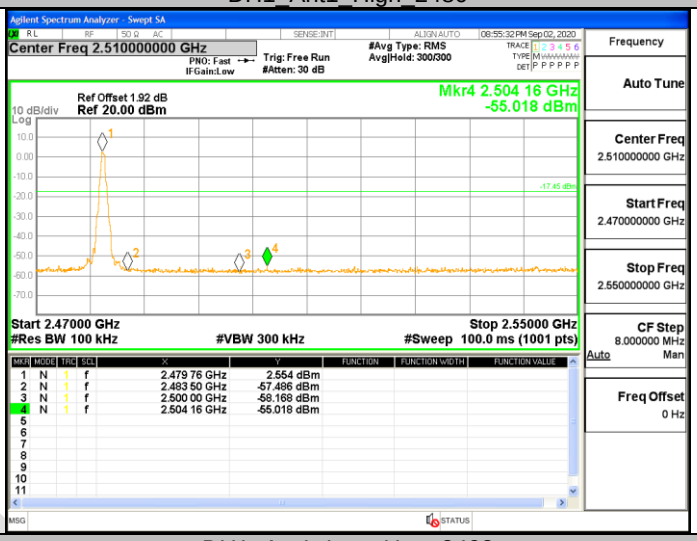

DH1_Ant1_Low_Hop_2402

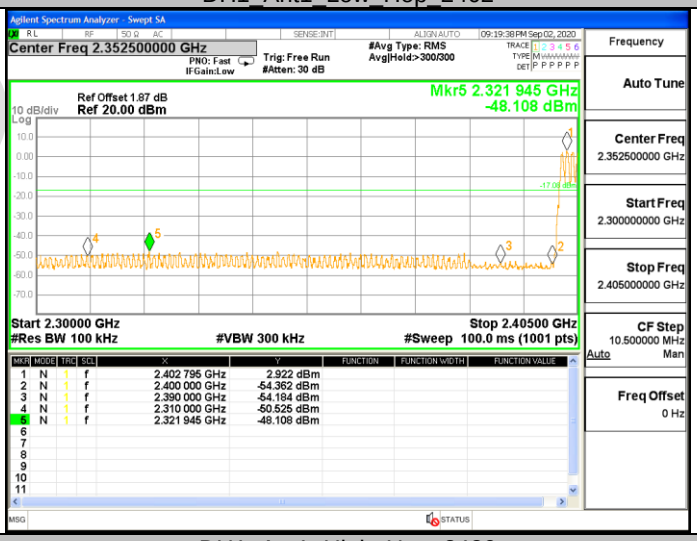

DH1_Ant1_High_Hop_2480

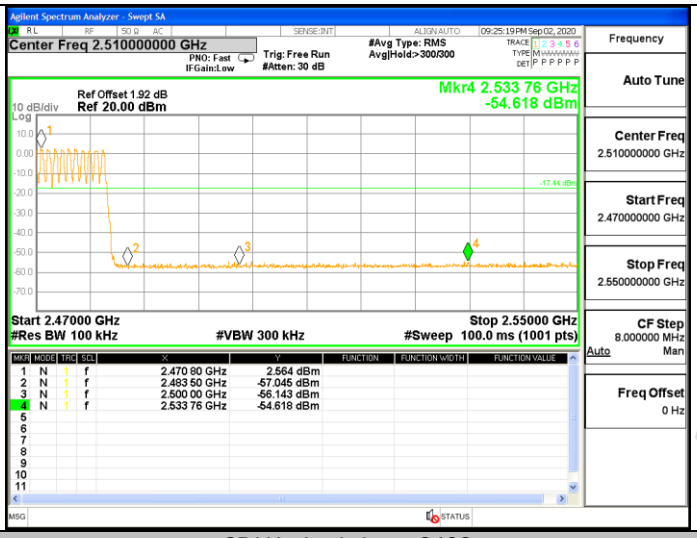

2DH1_Ant1_Low_2402

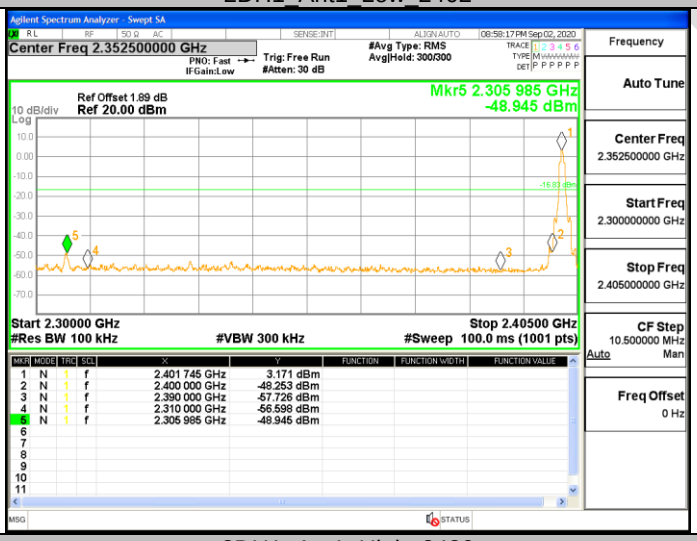

2DH1_Ant1_High_2480

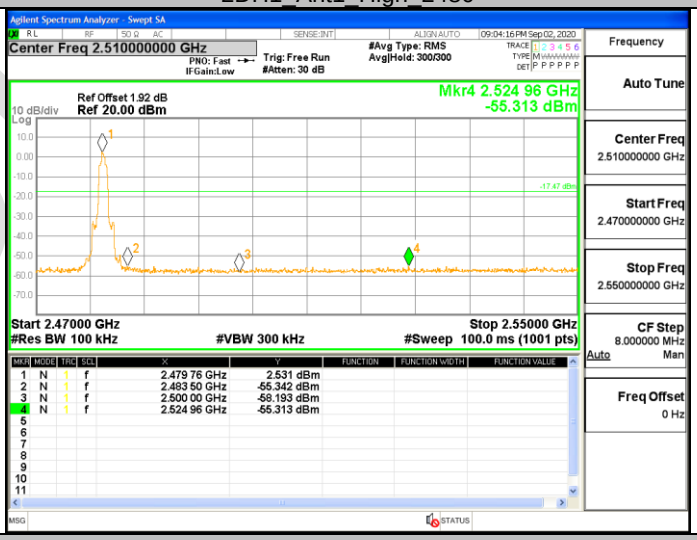

2DH1_Ant1_Low_Hop_2402

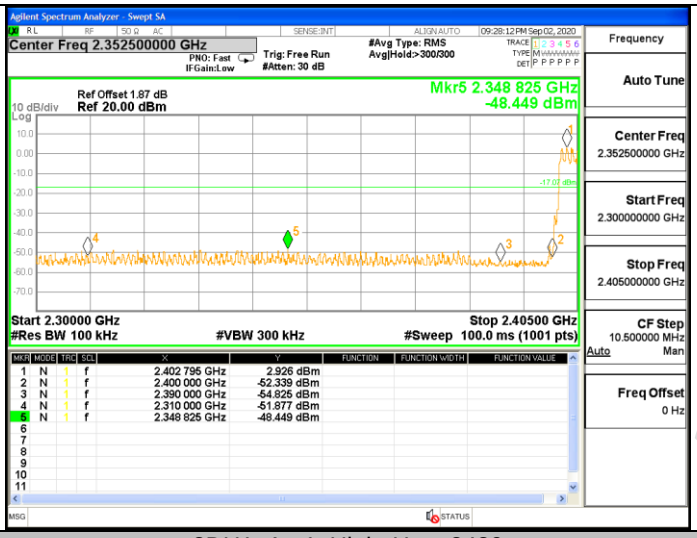

2DH1_Ant1_High_Hop_2480

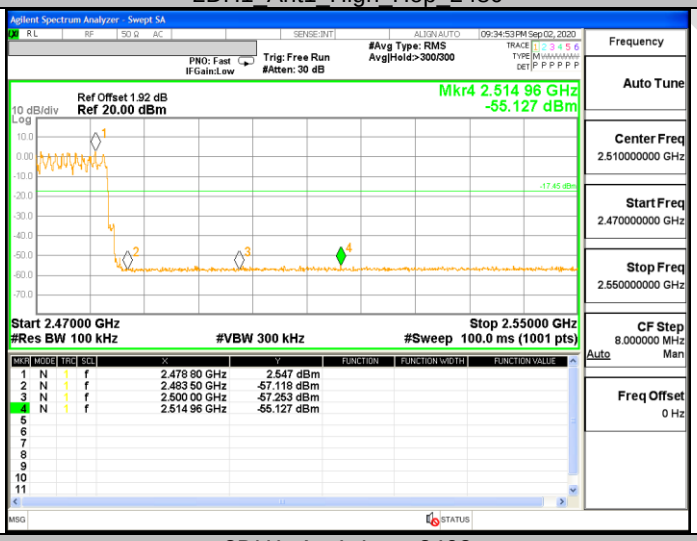

3DH1_Ant1_Low_2402

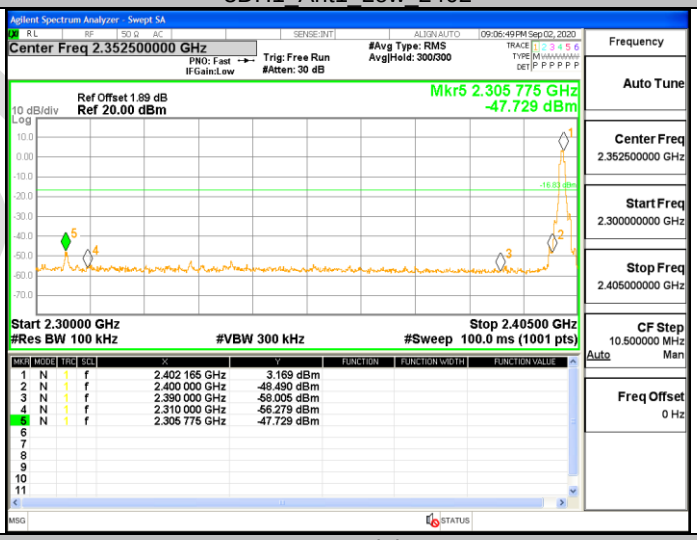

3DH1_Ant1_High_2480

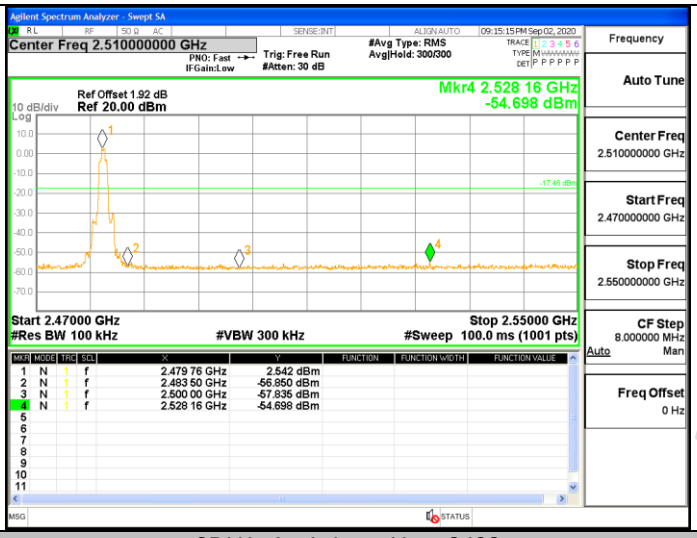

3DH1_Ant1_Low_Hop_2402

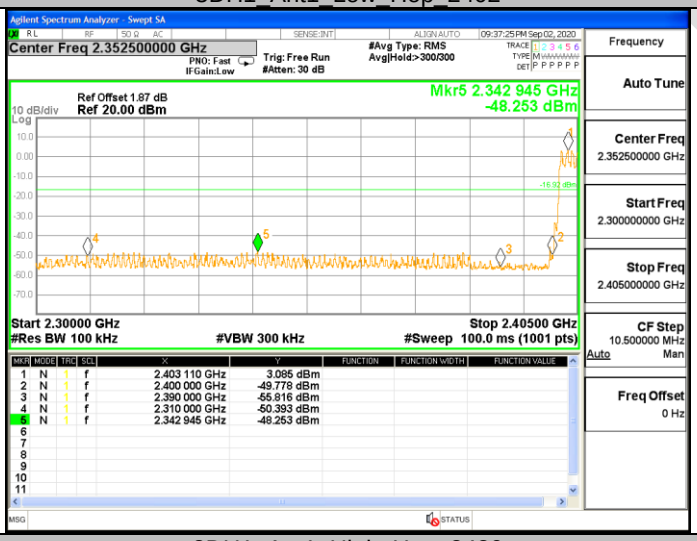

3DH1_Ant1_High_Hop_2480

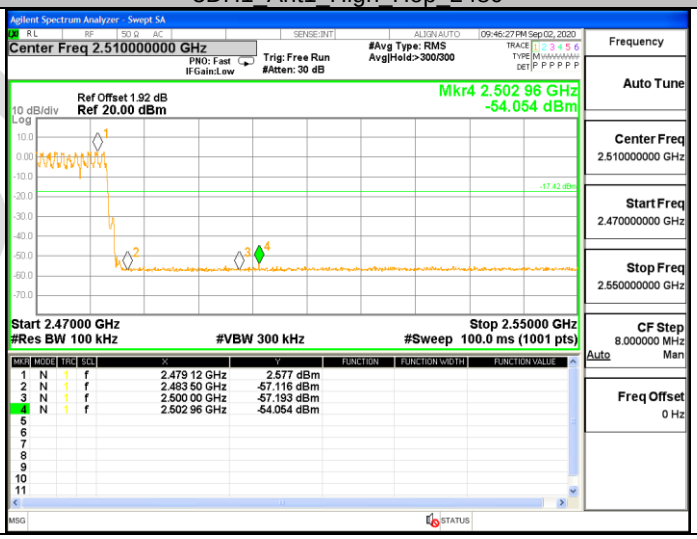

10.7 APPENDIX:CONDUCTED SPURIOUSEMISSION

Test Result

TestMode	Antenna	Channel	FreqRange [MHz]	RefLevel [dBm]	Result [dBm]	Limit [dBm]	Verdict
DH1	Ant1	2402	Reference	3.17	3.17	---	PASS
			30~1000	30~1000	-61.46	<=-16.83	PASS
			1000~26500	1000~26500	-30.032	<=-16.83	PASS
		2441	Reference	3.03	3.03	---	PASS
			30~1000	30~1000	-59.802	<=-16.974	PASS
			1000~26500	1000~26500	-31.203	<=-16.974	PASS
		2480	Reference	2.54	2.54	---	PASS
			30~1000	30~1000	-62.156	<=-17.46	PASS
			1000~26500	1000~26500	-31.231	<=-17.46	PASS
2DH1	Ant1	2402	Reference	3.10	3.10	---	PASS
			30~1000	30~1000	-60.329	<=-16.905	PASS
			1000~26500	1000~26500	-39.726	<=-16.905	PASS
		2441	Reference	3.02	3.02	---	PASS
			30~1000	30~1000	-60.538	<=-16.976	PASS
			1000~26500	1000~26500	-31.035	<=-16.976	PASS
		2480	Reference	2.53	2.53	---	PASS
			30~1000	30~1000	-60.227	<=-17.466	PASS
			1000~26500	1000~26500	-39.067	<=-17.466	PASS
3DH1	Ant1	2402	Reference	3.18	3.18	---	PASS
			30~1000	30~1000	-61.297	<=-16.823	PASS
			1000~26500	1000~26500	-32.356	<=-16.823	PASS
		2441	Reference	3.01	3.01	---	PASS
			30~1000	30~1000	-61.825	<=-16.99	PASS
			1000~26500	1000~26500	-33.616	<=-16.99	PASS
		2480	Reference	2.54	2.54	---	PASS
			30~1000	30~1000	-59.943	<=-17.458	PASS
			1000~26500	1000~26500	-31.556	<=-17.458	PASS

BlueAsia

Test Graphs

DH1_Ant1_2402_0~Reference

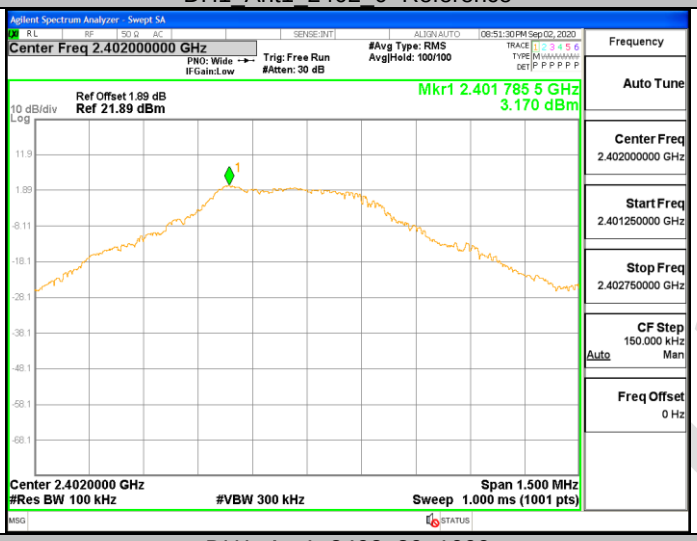

DH1_Ant1_2402_30~1000

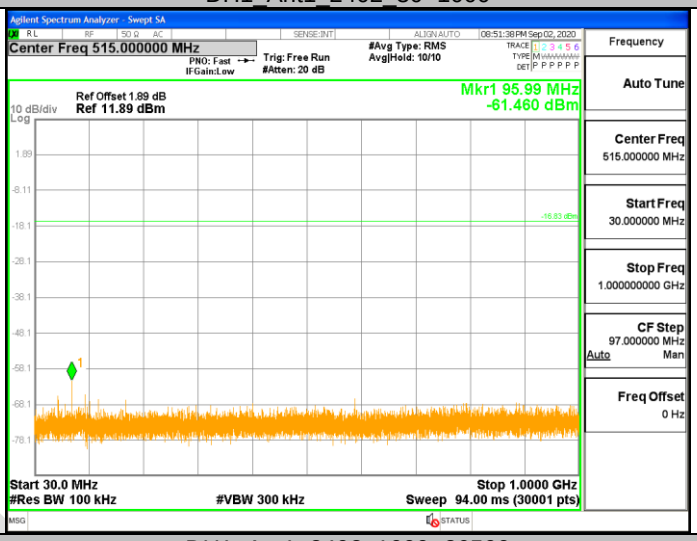

DH1_Ant1_2402_1000~26500

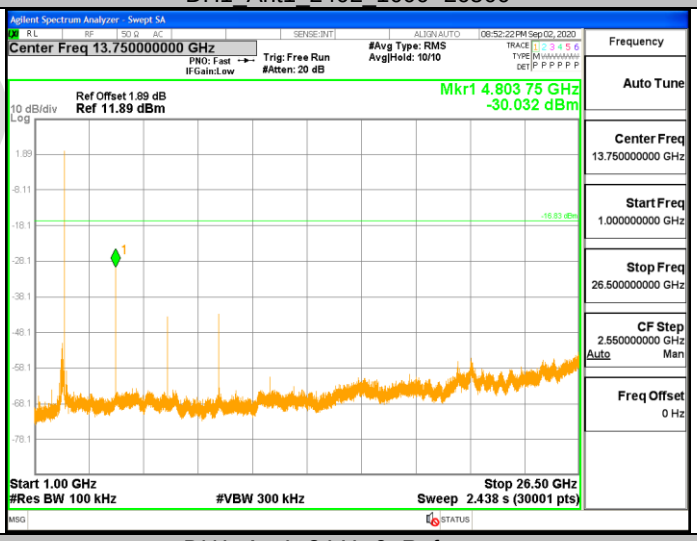

DH1_Ant1_2441_0~Reference

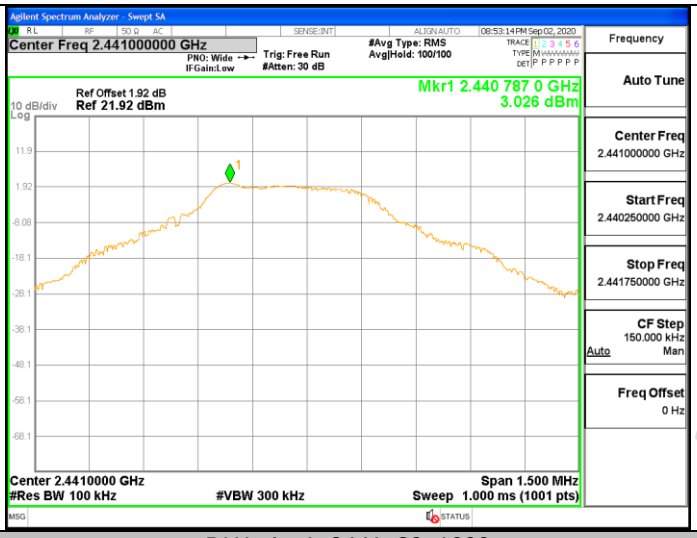

DH1_Ant1_2441_30~1000

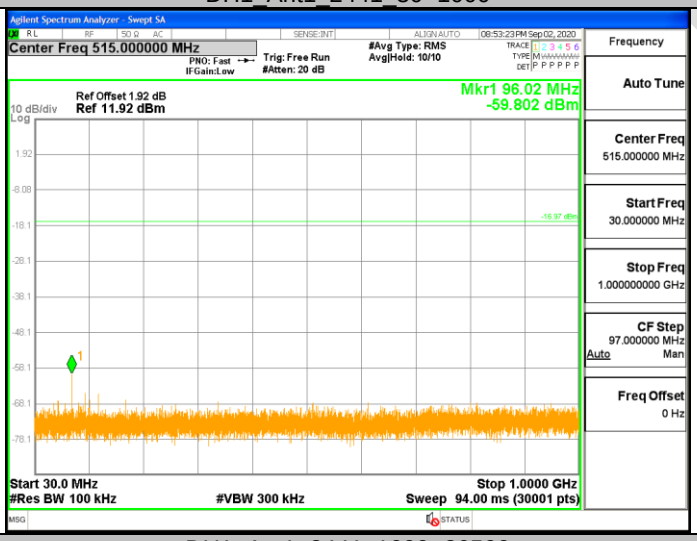

DH1_Ant1_2441_1000~26500

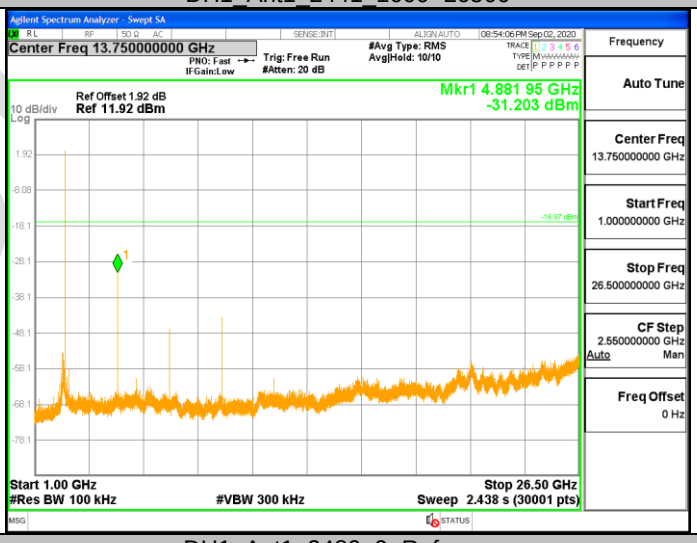

DH1_Ant1_2480_0~Reference

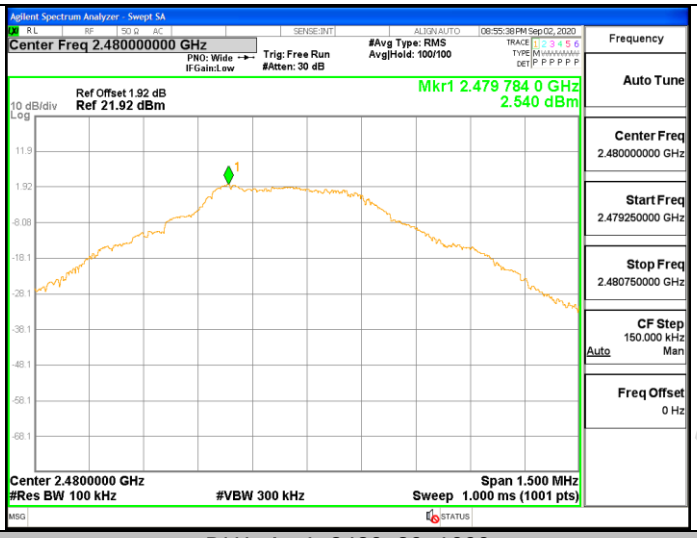

DH1_Ant1_2480_30~1000

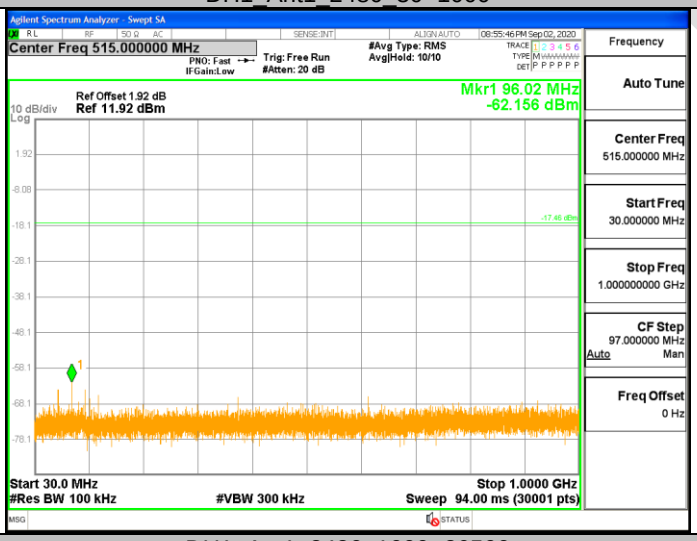

DH1_Ant1_2480_1000~26500

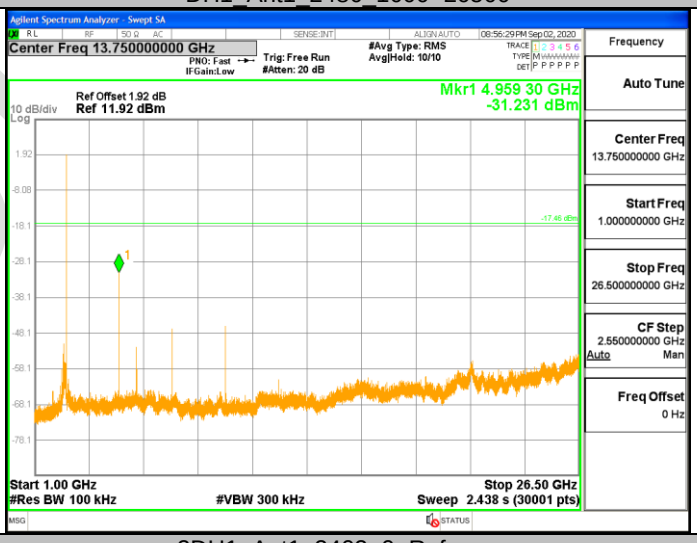

2DH1_Ant1_2402_0~Reference

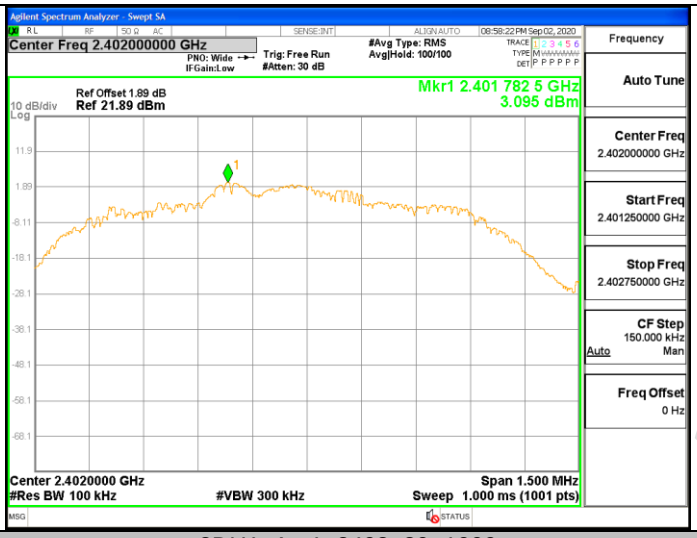

2DH1_Ant1_2402_30~1000

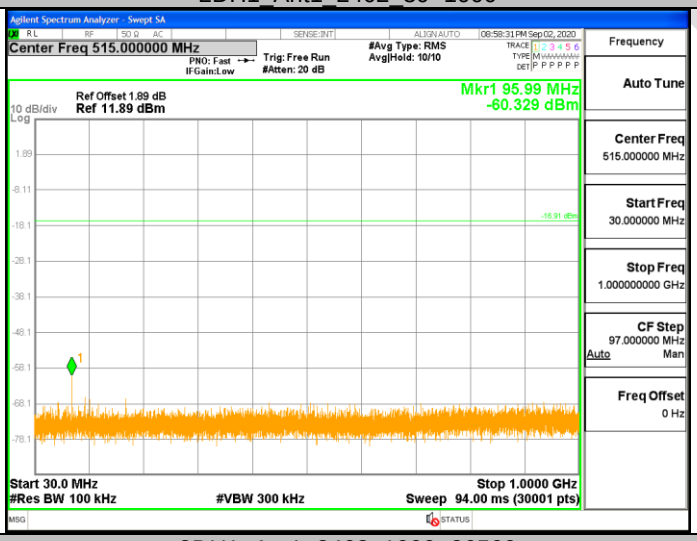

2DH1_Ant1_2402_1000~26500

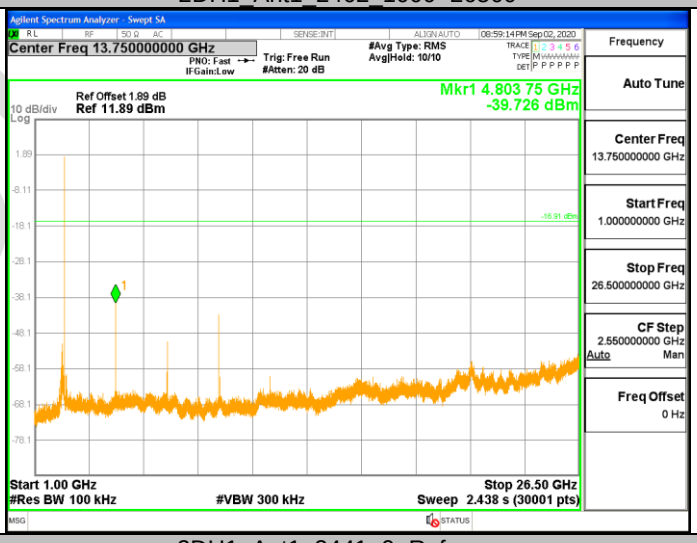

2DH1_Ant1_2441_0~Reference

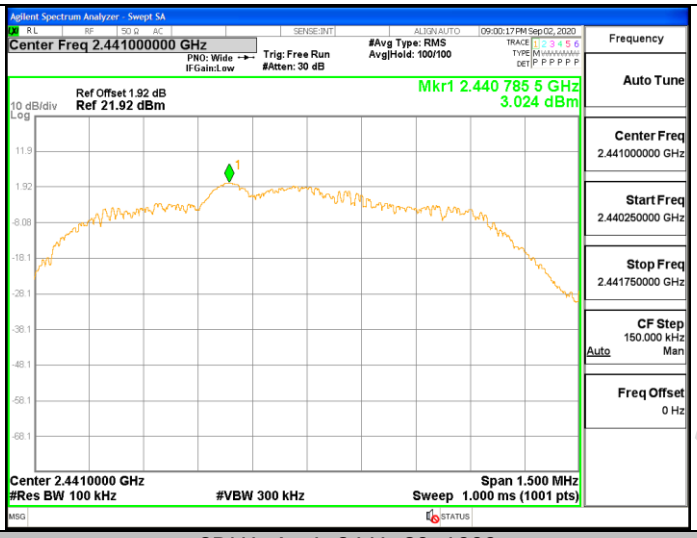

2DH1_Ant1_2441_30~1000

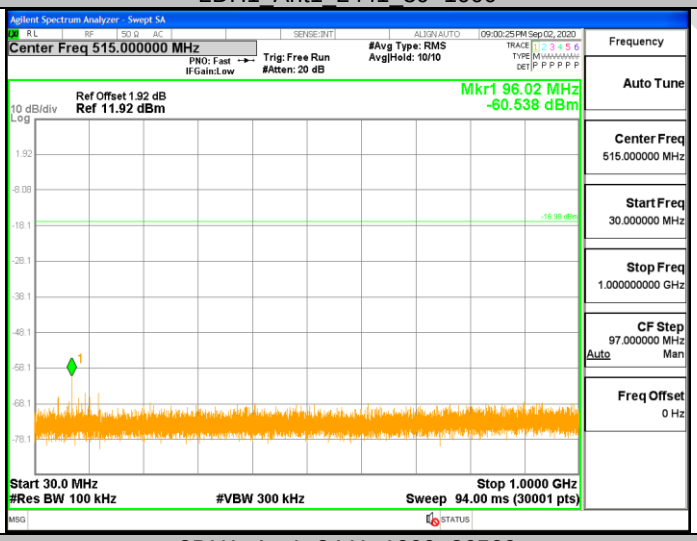

2DH1_Ant1_2441_1000~26500

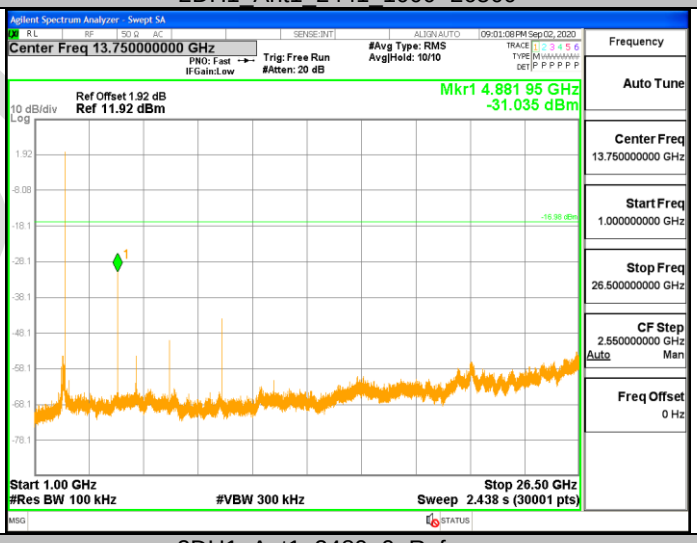

2DH1_Ant1_2480_0~Reference

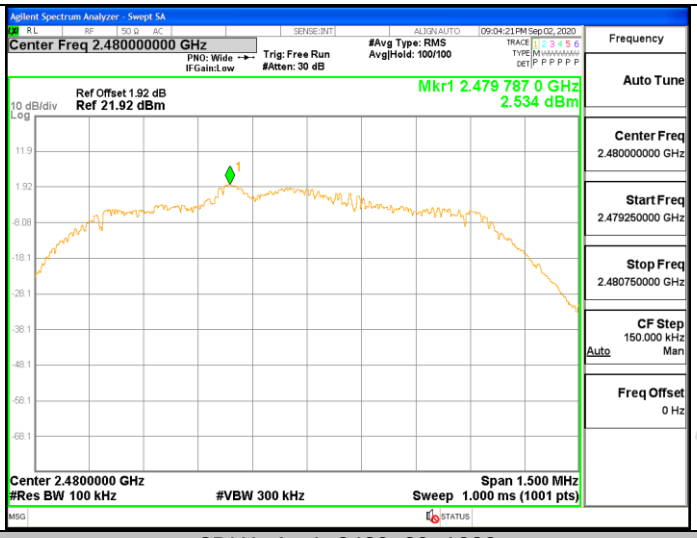

2DH1_Ant1_2480_30~1000

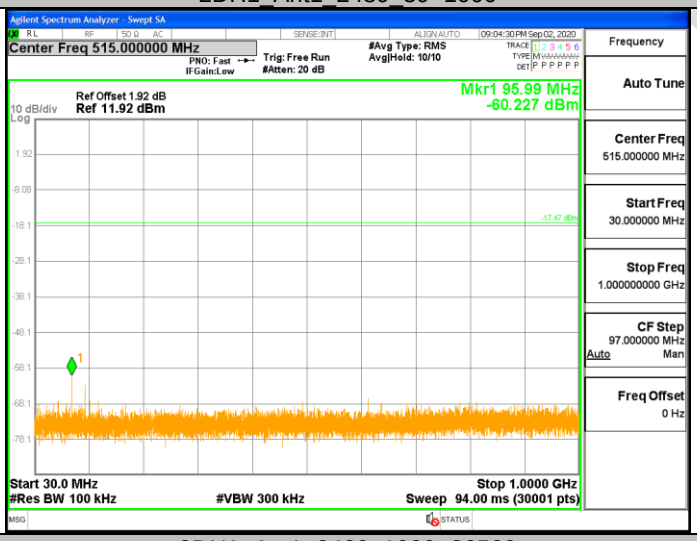

2DH1_Ant1_2480_1000~26500

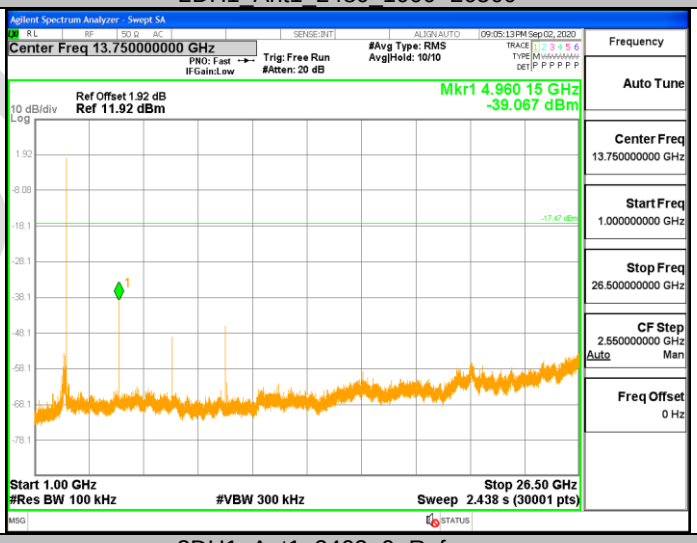

3DH1_Ant1_2402_0~Reference

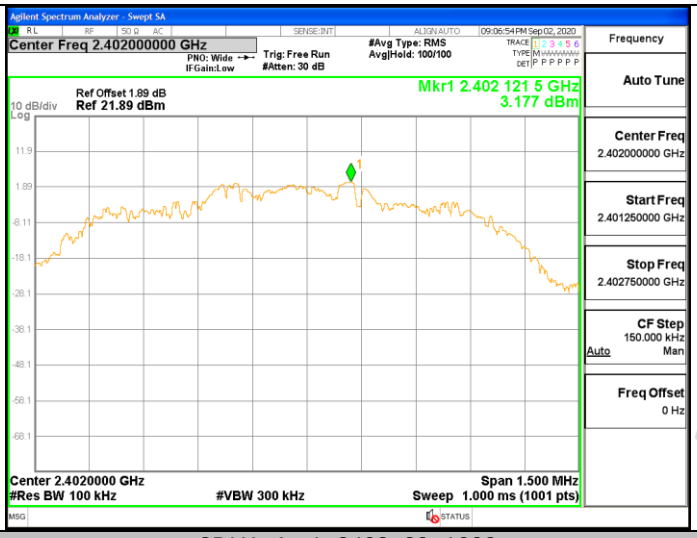

3DH1_Ant1_2402_30~1000

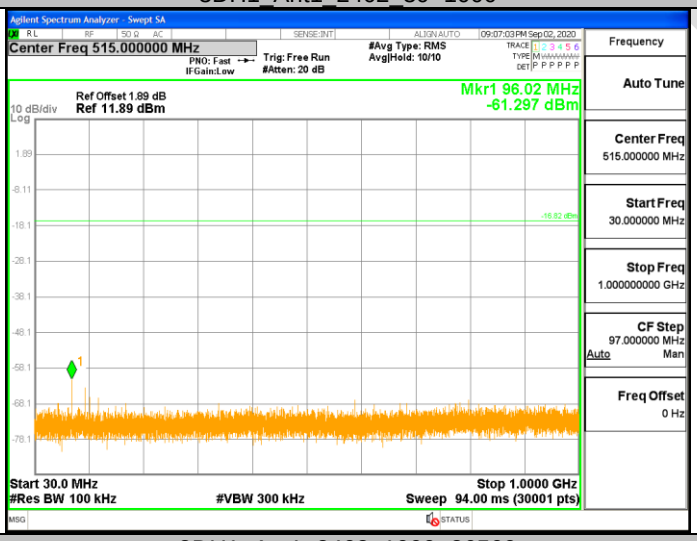

3DH1_Ant1_2402_1000~26500

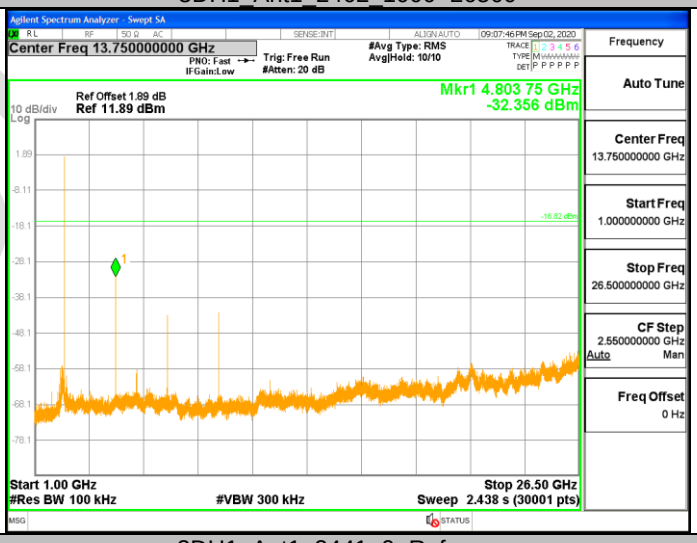

3DH1_Ant1_2441_0~Reference

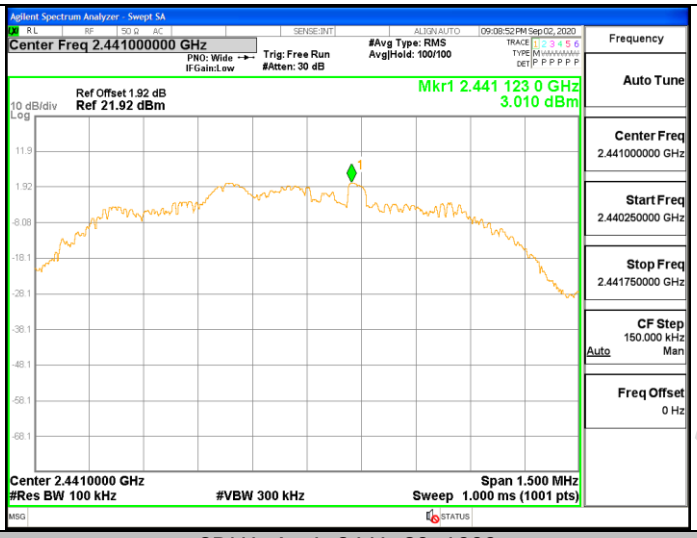

3DH1_Ant1_2441_30~1000

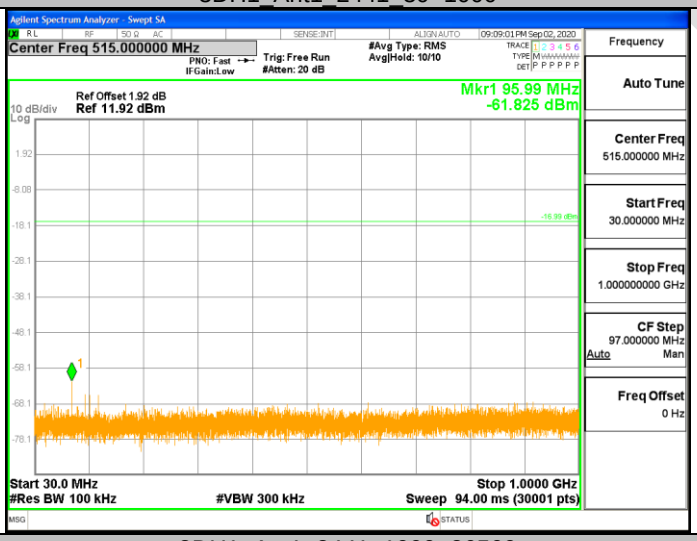

3DH1_Ant1_2441_1000~26500

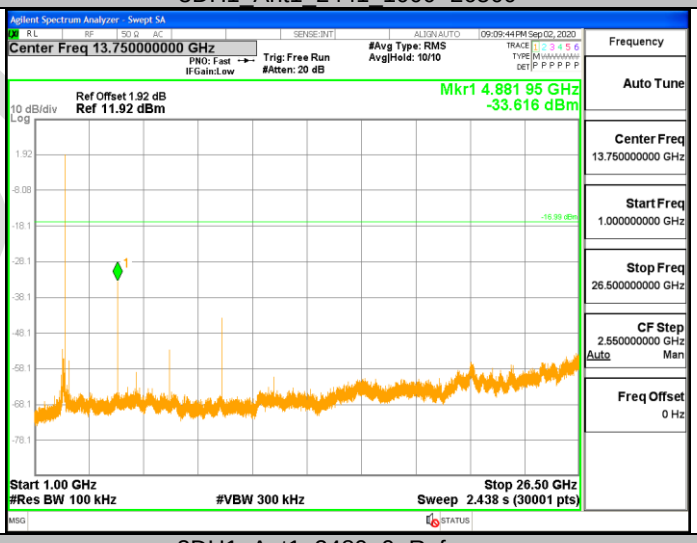

3DH1_Ant1_2480_0~Reference

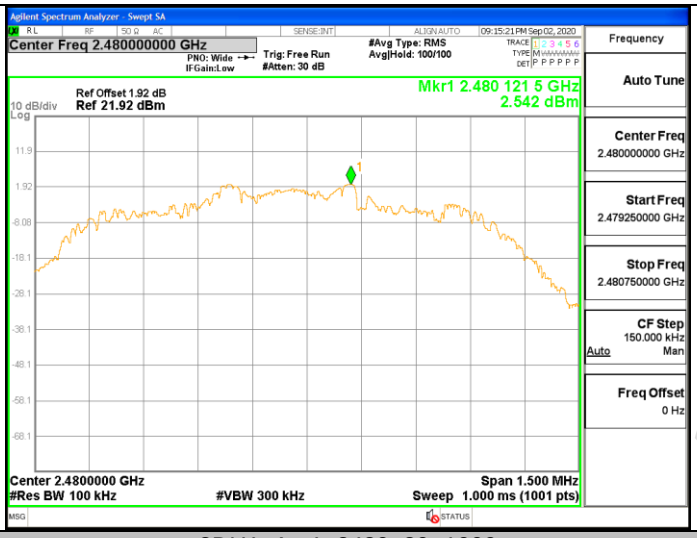

3DH1_Ant1_2480_30~1000

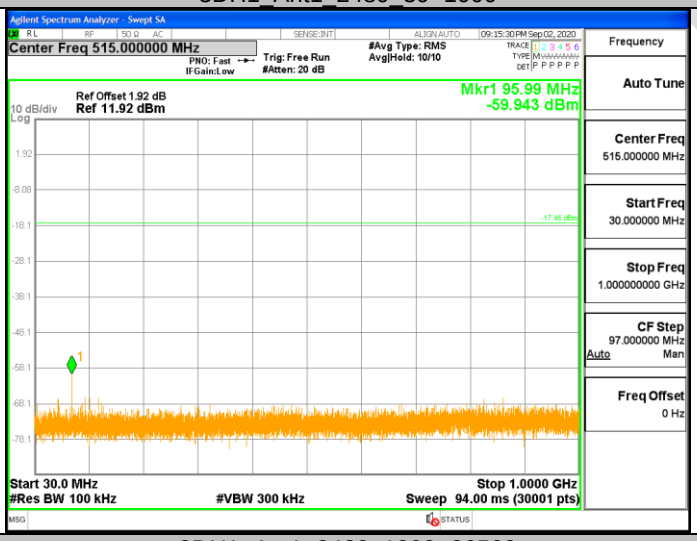
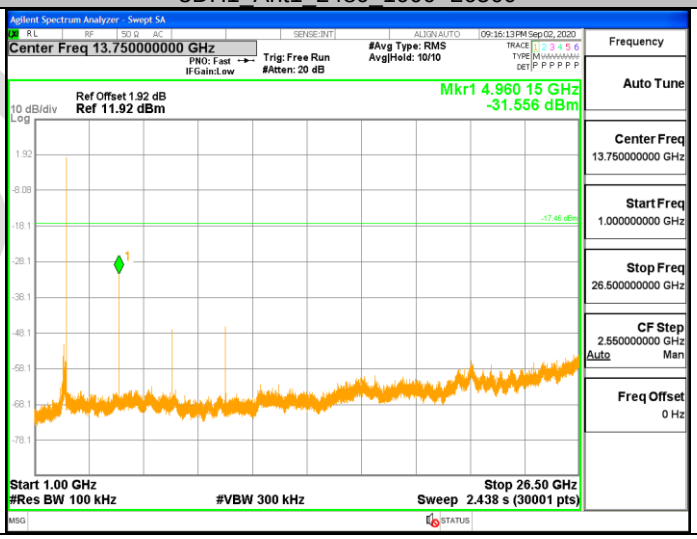
3DH1_Ant1_2480_1000~26500