8. SETUP PHOTOS

ANTENNA PORT CONDUCTED RF MEASUREMENT SETUP

FRONT PHOTO

AC MAINS LINE CONDUCTED EMISSIONS	
FRONT PHOTO	BACK PHOTO

This report shall not be reproduced except in full, without the written approval of UL Verification Services Inc.

3 METER RADIATED SPURIOUS EMISSIONS 30MHZ TO 1GHZ	
	
FRONT PHOTO	BACK PHOTO
3 METER RADIATED SPURIOUS EMISSIONS 1GHZ TO 18GHZ	
	
FRONT PHOTO	BACK PHOTO
3 METER RADIATED SPURIOUS EMISSIONS 18GHZ TO 26GHZ	
	
FRONT PHOTO	BACK PHOTO

This report shall not be reproduced except in full, without the written approval of UL Verification Services Inc.

RADIATED RF MEASUREMENT FOR PORTABLE CONFIGURATION

X-AXIS FRONT PHOTO

Y-AXIS FRONT PHOTO

Z-AXIS FRONT PHOTO

END OF REPORT

This report shall not be reproduced except in full, without the written approval of UL Verification Services Inc.