# 11. SETUP PHOTOS

**ANTENNA PORT AND AC LINE CONDUCTED SETUP**




**RF ANTENNA PORT CONDUCTED**

**AC LINE CONDUCTED (FRONT)**




**AC LINE CONDUCTED (BACK)**


UL VERIFICATION SERVICES INC.
47173 Benicia Street, Fremont, CA 94538; USA TEL:(510) 771-1000 FAX:(510) 661-0888
*This report shall not be reproduced except in full, without the written approval of UL Verification Services Inc.*

**RADIATED RF MEASUREMENT SETUP**



**BELOW 30MHz (FRONT)**




**BELOW 30MHz (BACK)**



**BELOW 1GHz (FRONT)**




**BELOW 1GHz (BACK)**



**ABOVE 1GHz (FRONT)**




**ABOVE 1GHz (BACK)**


UL VERIFICATION SERVICES INC.
47173 Benicia Street, Fremont, CA 94538; USA TEL:(510) 771-1000 FAX:(510) 661-0888
*This report shall not be reproduced except in full, without the written approval of UL Verification Services Inc.*

**ORIENTATIONS**




**X-ORIENTATION**

**Y-ORIENTATION**




**Z-ORIENTATION**

# END OF TEST REPORT


UL VERIFICATION SERVICES INC.
47173 Benicia Street, Fremont, CA 94538; USA TEL:(510) 771-1000 FAX:(510) 661-0888
*This report shall not be reproduced except in full, without the written approval of UL Verification Services Inc.*