FCC RADIO TEST REPORT

FCC ID	:	**2AETL-0725**
Equipment	:	**Digital Media Receiver**
Model Name	:	**MW46WB**
Applicant	:	**Amazon.com Services LLC 410 Terry Avenue North Seattle, WA 98109-5210 United States**
Standard	:	**FCC Part 15 Subpart E §15.407**

The product was received on May 31, 2021 and testing was started from Jul. 16, 2021 and completed on Aug. 18, 2021. We, Sporton International Inc. EMC & Wireless Communications Laboratory, would like to declare that the tested sample has been evaluated in accordance with the test procedures and has been in compliance with the applicable technical standards.

The test results in this variant report apply exclusively to the tested model / sample. Without written approval of Sporton International Inc. EMC & Wireless Communications Laboratory, the test report shall not be reproduced except in full.

Louis Wu

Approved by: Louis Wu

Sporton International Inc. EMC & Wireless Communications Laboratory
No. 52, Huaya 1st Rd., Guishan Dist., Taoyuan City 333, Taiwan (R.O.C.)

Table of Contents

History of this test report **3**
Summary of Test Result **4**
1 General Description **5**
1.1 Product Feature of Equipment Under Test 5
1.2 Product Specification of Equipment Under Test 5
1.3 Modification of EUT 7
1.4 Testing Location 8
1.5 Applicable Standards 8
2 Test Configuration of Equipment Under Test **9**
2.1 Carrier Frequency and Channel 9
2.2 Test Mode 10
2.3 Connection Diagram of Test System 11
2.4 EUT Operation Test Setup 11
2.5 Measurement Results Explanation Example 12
3 Test Result **13**
3.1 26dB & 99% Occupied Bandwidth Measurement 13
3.2 Maximum Conducted Output Power Measurement 15
3.3 Power Spectral Density Measurement 17
3.4 Unwanted Emissions Measurement 19
3.5 Antenna Requirements 24
4 List of Measuring Equipment **25**
5 Uncertainty of Evaluation **26**
Appendix A. Conducted Test Results
Appendix B. Radiated Spurious Emission
Appendix C. Radiated Spurious Emission Plots
Appendix D. Duty Cycle Plots

History of this test report

Report No.	Version	Description	Issued Date
FR153108	01	Initial issue of report	Sep. 08, 2021
FR153108	02	Revise applicant information	Dec. 16, 2021

Summary of Test Result

Report Clause	Ref Std. Clause	Test Items	Result (PASS/FAIL)
3.1	15.403(i)	26dB Bandwidth	Pass
3.1	2.1049	99% Occupied Bandwidth	Reporting only
3.2	15.407(a)	Maximum Conducted Output Power	Pass
3.3	15.407(a)	Power Spectral Density	Pass
3.4	15.407(b)	Unwanted Emissions	Pass
-	15.207	AC Conducted Emission	Not Required
3.5	15.203 15.407(a)	Antenna Requirement	Pass

Note:

1. Not required means after assessing, test items are not necessary to carry out.
2. This is a variant report by adding WLAN 5GHz Band 2 and Band 3. All the test cases were performed on original report which can be referred to Sporton Report Number FR572808-01D. Based on the original report, the test cases were verified.

Declaration of Conformity:
The test results with all measurement uncertainty excluded are presented in accordance with the regulation limits or requirements declared by manufacturers.
Comments and Explanations:
The declared of product specification for EUT presented in the report are provided by the manufacturer, and the manufacturer takes all the responsibilities for the accuracy of product specification.

Reviewed by: Alan Liu

Report Producer: Amy Chen

1 General Description

1.1 Product Feature of Equipment Under Test

Product Feature	
Equipment	Digital Media Receiver
Model Name	MW46WB
FCC ID	2AETL-0725
EUT supports Radios application	WLAN 11b/g/n HT20 WLAN 11a/n HT20/HT40 WLAN 11ac VHT20/VHT40/VHT80 Bluetooth BR/EDR/LE

1.2 Product Specification of Equipment Under Test

Product Specification subjective to this standard	
Tx/Rx Frequency Range	5260 MHz ~ 5320 MHz 5500 MHz ~ 5720 MHz
Maximum Output Power to Antenna	**<5260 MHz ~ 5320 MHz>** **<Ant. 1>** 802.11a: 20.00 dBm / 0.1000 W 802.11n HT20: 20.00 dBm / 0.1000 W 802.11n HT40: 20.00 dBm / 0.1000 W 802.11ac VHT20: 19.90 dBm / 0.0977 W 802.11ac VHT40: 19.90 dBm / 0.0977 W 802.11ac VHT80: 14.20 dBm / 0.0263 W
	<Ant. 2> 802.11a: 19.60 dBm / 0.0912 W 802.11n HT20: 20.00 dBm / 0.1000 W 802.11n HT40: 19.30 dBm / 0.0851 W 802.11ac VHT20: 19.60 dBm / 0.0912 W 802.11ac VHT40: 19.20 dBm / 0.0832 W 802.11ac VHT80: 13.60 dBm / 0.0229 W
	MIMO<Ant. 1+2> 802.11a: 19.78 dBm / 0.0951 W 802.11n HT20: 19.62 dBm / 0.0916 W 802.11n HT40: 21.43 dBm / 0.1390 W 802.11ac VHT20: 19.52 dBm / 0.0895 W 802.11ac VHT40: 21.33 dBm / 0.1358 W 802.11ac VHT80: 13.47 dBm / 0.0222 W

Product Specification subjective to this standard	
Maximum Output Power to Antenna	**<5500 MHz ~ 5720 MHz>** **<Ant. 1>** 802.11a: 20.00 dBm / 0.1000 W 802.11n HT20: 19.90 dBm / 0.0977 W 802.11n HT40: 19.90 dBm / 0.0977 W 802.11ac VHT20: 19.80 dBm / 0.0955 W 802.11ac VHT40: 19.80 dBm / 0.0955 W 802.11ac VHT80: 19.40 dBm / 0.0871 W
	<Ant. 2> 802.11a: 19.90 dBm / 0.0977 W 802.11n HT20: 19.80 dBm / 0.0955 W 802.11n HT40: 19.90 dBm / 0.0977 W 802.11ac VHT20: 19.70 dBm / 0.0933 W 802.11ac VHT40: 19.80 dBm / 0.0955 W 802.11ac VHT80: 19.30 dBm / 0.0851 W
	MIMO<Ant. 1+2> 802.11a: 19.52 dBm / 0.0895 W 802.11n HT20: 19.51 dBm / 0.0893 W 802.11n HT40: 21.37 dBm / 0.1371 W 802.11ac VHT20: 19.41 dBm / 0.0873 W 802.11ac VHT40: 21.27 dBm / 0.1340 W 802.11ac VHT80: 20.97 dBm / 0.1250 W

Product Specification subjective to this standard	
99% Occupied Bandwidth	**<Ant. 1>** 802.11a: 17.88 MHz 802.11n HT20: 18.48 MHz 802.11n HT40: 37.36 MHz 802.11ac VHT80: 76.96 MHz **<Ant. 2>** 802.11a: 17.98 MHz 802.11n HT20: 18.78 MHz 802.11n HT40: 37.66 MHz 802.11ac VHT80: 77.20 MHz **MIMO<Ant. 1>** 802.11a: 17.33 MHz 802.11n HT20: 18.28 MHz 802.11n HT40: 37.06 MHz 802.11ac VHT80: 76.96 MHz **MIMO<Ant. 2>** 802.11a: 17.18 MHz 802.11n HT20: 18.03 MHz 802.11n HT40: 36.96 MHz 802.11ac VHT80: 76.96 MHz
Antenna Type / Gain	**<5260 MHz ~ 5320 MHz>** **Ant. 1 :** Fixed Internal Antenna with gain 5.19 dBi **Ant. 2 :** Fixed Internal Antenna with gain 5.29 dBi **<5500 MHz ~ 5720 MHz>** **Ant. 1 :** Fixed Internal Antenna with gain 5.17 dBi **Ant. 2 :** Fixed Internal Antenna with gain 5.50 dBi
Type of Modulation	802.11a/n : OFDM (BPSK/QPSK/16QAM/64QAM) 802.11ac : OFDM (BPSK/QPSK/16QAM/64QAM/256QAM)
Antenna Function Description	

	Ant. 1	Ant. 2
802.11 a/n/ac	V	V
802.11 a/n/ac MIMO	V	V

Remark:

1. The above EUT's information was declared by manufacturer. Please refer to Comments and Explanations in report summary.
2. MIMO Ant. 1+2 is a calculated result from sum of the power MIMO Ant. 1 and MIMO Ant. 2.

1.3 Modification of EUT

No modifications are made to the EUT during all test items.

1.4 Testing Location

Test Site	Sporton International Inc. EMC & Wireless Communications Laboratory
Test Site Location	No.52, Huaya 1st Rd., Guishan Dist., Taoyuan City 333, Taiwan (R.O.C.) TEL: +886-3-327-3456 FAX: +886-3-328-4978
Test Site No.	**Sporton Site No.**
	TH02-HY

Test Site	Sporton International Inc. Wensan Laboratory
Test Site Location	No.58, Aly. 75, Ln. 564, Wenhua 3rd, Rd., Guishan Dist., Taoyuan City 333010, Taiwan (R.O.C.) TEL: +886-3-327-0868 FAX: +886-3-327-0855
Test Site No.	**Sporton Site No.**
	03CH15-HY (TAF Code: 3786)
Remark	The Radiated Spurious Emission test item subcontracted to Sporton International Inc. Wensan Laboratory

Note: The test site complies with ANSI C63.4 2014 requirement.

FCC designation No.: TW1190 and TW3786

1.5 Applicable Standards

According to the specifications of the manufacturer, the EUT must comply with the requirements of the following standards:

- FCC Part 15 Subpart E
- FCC KDB 789033 D02 General UNII Test Procedures New Rules v02r01.
- FCC KDB 414788 D01 Radiated Test Site v01r01.
- FCC KDB 662911 D01 Multiple Transmitter Output v02r01.
- ANSI C63.10-2013

Remark:

1. All test items were verified and recorded according to the standards and without any deviation during the test.
2. The TAF code is not including all the FCC KDB listed without accreditation.

2 Test Configuration of Equipment Under Test

The EUT has been associated with peripherals and configuration operated in a manner tended to maximize its emission characteristics in a typical application. Frequency range investigated: radiation emission (9 kHz to the 10th harmonic of the highest fundamental frequency or to 40 GHz, whichever is lower).

2.1 Carrier Frequency and Channel

Frequency Band	Channel	Freq. (MHz)	Channel	Freq. (MHz)
5250-5350 MHz Band 2 (U-NII-2A)	52	5260	60	5300
	54*	5270	62*	5310
	56	5280	64	5320
	58#	5290		

Frequency Band	Channel	Freq. (MHz)	Channel	Freq. (MHz)
5470-5725 MHz Band 3 (U-NII-2C)	100	5500	112	5560
	102*	5510	116	5580
	104	5520	132	5660
	106#	5530	134*	5670
	108	5540	136	5680
	110*	5550	140	5700

Frequency Band	Channel	Freq. (MHz)	Channel	Freq. (MHz)
TDWR Channel	118*	5590	124	5620
	120	5600	126*	5630
	122#	5610	128	5640

Frequency Band	Channel	Freq. (MHz)	Channel	Freq. (MHz)
Straddle Channel	138#	5690	144	5720
	142*	5710		

Note:

1. The above Frequency and Channel in "*" were 802.11n HT40 and 802.11ac VHT40.
2. The above Frequency and Channel in "#" were 802.11ac VHT80.

2.2 Test Mode

Final test modes are considering the modulation and worse data rates as below table.

Modulation	Data Rate
802.11a	6 Mbps
802.11n HT20	MCS0
802.11n HT40	MCS0
802.11ac VHT20 (Covered by HT20)	MCS0
802.11ac VHT40 (Covered by HT40)	MCS0
802.11ac VHT80	MCS0

Ch. #		Band II：5250-5350 MHz	Band III：5470-5725MHz
		802.11a	802.11a
L	Low	52	100
M	Middle	60	116
H	High	64	140
Straddle		-	144

Ch. #		Band II：5250-5350 MHz	Band III：5470-5725MHz
		802.11n HT20	802.11n HT20
L	Low	52	100
M	Middle	60	116
H	High	64	140
Straddle		-	144

Ch. #		Band II：5250-5350 MHz	Band III：5470-5725MHz
		802.11n HT40	802.11n HT40
L	Low	54	102
M	Middle	-	110
H	High	62	134
Straddle		-	142

Ch. #		Band II：5250-5350 MHz	Band III：5470-5725MHz
		802.11ac VHT80	802.11ac VHT80
L	Low	-	106
M	Middle	58	-
H	High	-	122
Straddle		-	138

Remark: For radiation spurious emission, the final modulation and the worst data rate was reference the max RF conducted power.

2.3 Connection Diagram of Test System

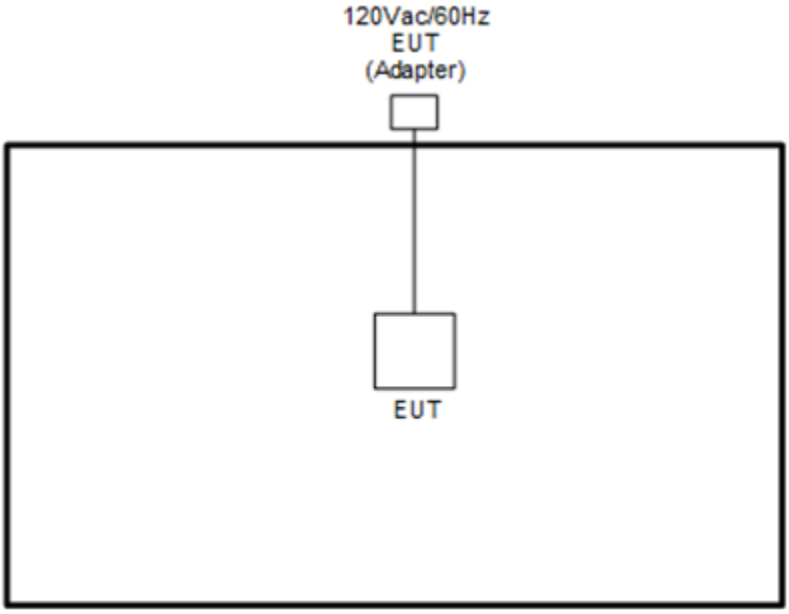

2.4 EUT Operation Test Setup

The RF test items, utility “Compliance 1.0.1.4” was installed in Notebook which was programmed in order to make the EUT get into the engineering modes to provide channel selection, power level, data rate and the application type and for continuous transmitting signals.

2.5 Measurement Results Explanation Example

For all conducted test items:

The offset level is set in the spectrum analyzer to compensate the RF cable loss and attenuator factor between EUT conducted output port and spectrum analyzer. With the offset compensation, the spectrum analyzer reading level is exactly the EUT RF output level.

Example :

The spectrum analyzer offset is derived from RF cable loss and attenuator factor.

Offset = RF cable loss + attenuator factor.

Following shows an offset computation example with cable loss 4.2 dB and 10 dB attenuator.

Offset(dB) = RF cable loss(dB) + attenuator factor(dB).

= 4.2 + 10 = 14.2 (dB)

3 Test Result

3.1 26dB & 99% Occupied Bandwidth Measurement

3.1.1 Description of 26dB & 99% Occupied Bandwidth

This section is for reporting purpose only.

There is no restriction limits for bandwidth.

For Straddle Channel, according to KDB 789033 D02 General UNII Test Procedures New Rules v02r01, if the power and PSD of the devices are uniform and comply with the lower limits specified for the U-NII-2 bands, a single measurement over the entire emission bandwidth can be performed to show compliance.

3.1.2 Measuring Instruments

See list of measuring equipment of this test report.

3.1.3 Test Procedures

1. The testing follows FCC KDB 789033 D02 General UNII Test Procedures New Rules v02r01. Section C) Emission bandwidth
2. Set RBW = approximately 1% of the emission bandwidth.
3. Set the VBW > RBW.
4. Detector = Peak.
5. Trace mode = max hold
6. Measure the maximum width of the emission that is 26 dB down from the peak of the emission. Compare this with the RBW setting of the analyzer. Readjust RBW and repeat measurement as needed until the RBW/EBW ratio is approximately 1%.
7. For 99% Bandwidth Measurement, the spectrum analyzer's resolution bandwidth (RBW) is set 1-5% of the emission bandwidth and set the Video bandwidth (VBW) ≥ 3 * RBW.
8. Measure and record the results in the test report.

3.1.4 Test Setup

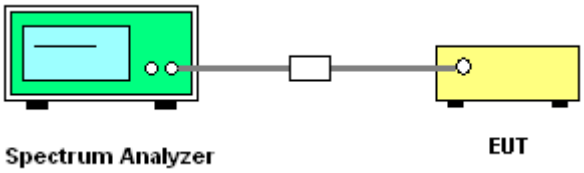

3.1.5 Test Result of 26dB & 99% Occupied Bandwidth

Please refer to Appendix A.

Maximum 26dB Bandwidth	Maximum 99% Occupied Bandwidth
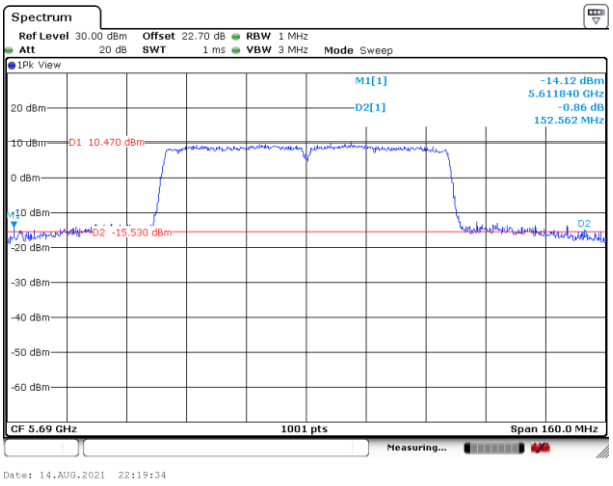	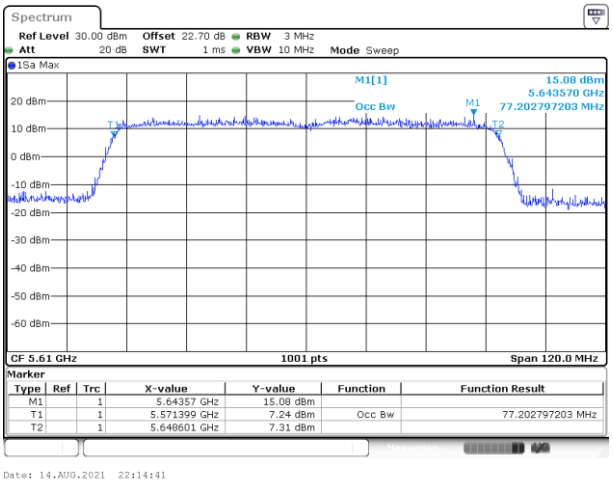

Note: The occupied channel bandwidth is maintained within the band of operation for all of the modulations.

3.2 Maximum Conducted Output Power Measurement

3.2.1 Limit of Maximum Conducted Output Power

<FCC 14-30 CFR 15.407>

For the 5.25–5.725 GHz bands:

■ The maximum conducted output power over the frequency bands of operation shall not exceed the lesser of 250 mW or 11 dBm 10 log B, where B is the 26 dB emission bandwidth in megahertz.

For Straddle Channel, according to KDB 789033 D02 General UNII Test Procedures New Rules v02r01, if the power and PSD of the devices are uniform and comply with the lower limits specified for the U-NII-2 bands, a single measurement over the entire emission bandwidth can be performed to show compliance.

If transmitting antennas of directional gain greater than 6 dBi are used, the peak output power shall be reduced by the amount in dB that the directional gain of the antenna exceeds 6 dBi.

Note that U-NII-2 band, devices with a maximum e.i.r.p. greater than 500 mW shall implement TPC in order to have the capability to operate at least 6 dB below the maximum permitted e.i.r.p. of 1 W.

3.2.2 Measuring Instruments

See list of measuring equipment of this test report.

3.2.3 Test Procedures

The testing follows Method PM-G of FCC KDB 789033 D02 General UNII Test Procedures New Rules v02r01.

Method PM-G (Measurement using a gated RF average power meter):

1. Measurement is performed using a wideband RF power meter.
2. The EUT is configured to transmit at its maximum power control level.
3. Measure the average power of the transmitter.
4. Since the measurement is made only during the ON time of the transmitter, no duty cycle correction factor is required.

For Straddle Channel, according to KDB 789033 D02 General UNII Test Procedures New Rules v02r01, if the power and PSD of the devices are uniform and comply with the lower limits specified for the U-NII-2 bands, a single measurement over the entire emission bandwidth can be performed to show compliance.

3.2.4 Test Setup

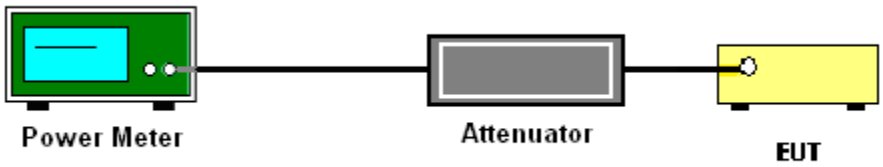

3.2.5 Test Result of Maximum Conducted Output Power

Please refer to Appendix A.

3.3 Power Spectral Density Measurement

3.3.1 Limit of Power Spectral Density

<FCC 14-30 CFR 15.407>

For the 5.25–5.725 GHz bands:

The maximum power spectral density shall not exceed 11 dBm in any 1.0 MHz band.

For Straddle Channel, according to KDB 789033 D02 General UNII Test Procedures New Rules v02r01, if the power and PSD of the devices are uniform and comply with the lower limits specified for the U-NII-2 bands, a single measurement over the entire emission bandwidth can be performed to show compliance.

If transmitting antennas of directional gain greater than 6 dBi are used, the peak output power shall be reduced by the amount in dB that the directional gain of the antenna exceeds 6 dBi.

3.3.2 Measuring Instruments

See list of measuring equipment of this test report.

3.3.3 Test Procedures

The testing follows FCC KDB 789033 D02 General UNII Test Procedures New Rules v02r01.

Section F) Maximum power spectral density.

 # Method SA-3 #

(power averaging (rms) detection with max hold):

- Set span to encompass the entire emission bandwidth (EBW) of the signal.
- Set RBW = 1 MHz.
- Set VBW ≥ 3 MHz.
- Number of points in sweep ≥ 2 Span / RBW.
- Sweep time ≤ (number of points in sweep) × T, when duty cycle is less than 98 percent where T is the minimum transmission duration over which the transmitter is on and is transmitting at its maximum power control level for the tested mode of operation.
  Detector = power averaging (rms).
- Trace mode = max hold.
- Allow max hold to run for at least 60 seconds, or longer as needed to allow the trace to stabilize.

1. The RF output of EUT was connected to the spectrum analyzer by a low loss cable.
2. Each plot has already offset with cable loss, and attenuator loss. Measure the PPSD and record it.
3. For MIMO mode, calculation method follows FCC KDB 662911 D01 Multiple Transmitter Output v02r01.

   Method (a): Measure and sum the spectra across the outputs.

   The total final Power Spectral Density is from a device with 2 transmitter outputs. The spectrum measurements of the individual outputs are all performed with the same span and number of points; the spectrum value in the first spectral bin of output 1 is summed with that in the first spectral bin of output 2 to obtain the value for the first frequency bin of the summed spectrum.

3.3.4 Test Setup

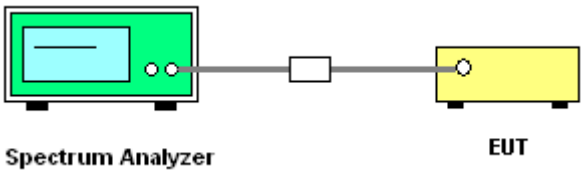

3.3.5 Test Result of Power Spectral Density

Please refer to Appendix A.

Worst Case Power Density (dBm/MHz)

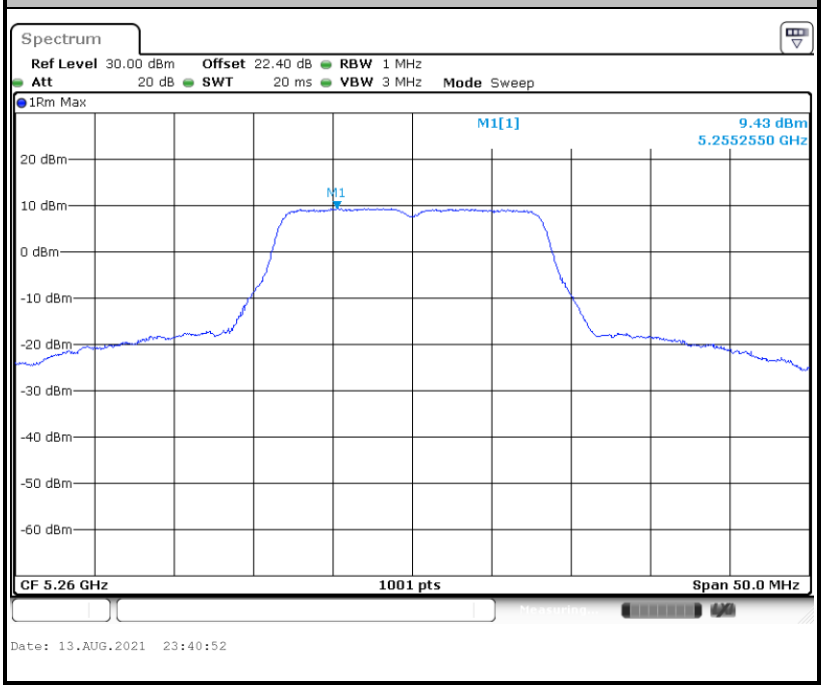

3.4 Unwanted Emissions Measurement

This section is to measure unwanted emissions through radiated measurement for band edge spurious emissions and out of band emissions measurement.

3.4.1 Limit of Unwanted Emissions

(1) For transmitters operating in the 5250-5350 MHz band: all emissions outside of the 5150-5350 MHz band shall not exceed an EIRP of -27 dBm/MHz. Devices operating in the 5250-5350 MHz band that generate emissions in the 5150-5250 MHz band must meet all applicable technical requirements for operation in the 5150-5250 MHz band (including indoor use) or alternatively meet an out-of-band emission EIRP limit of -27 dBm/MHz in the 5150-5250 MHz band.

For transmitters operating in the 5470-5600 MHz and 5650-5725MHz band: all emissions outside of the 5470-5600 MHz and 5650-5725MHz band shall not exceed an EIRP of -27 dBm/MHz.

(2) Unwanted spurious emissions fallen in restricted bands shall comply with the general field strength limits as below table:

Frequency (MHz)	Field Strength (microvolts/meter)	Measurement Distance (meters)
0.009 – 0.490	2400/F(kHz)	300
0.490 – 1.705	24000/F(kHz)	30
1.705 – 30.0	30	30
30 – 88	100	3
88 – 216	150	3
216 - 960	200	3
Above 960	500	3

Note: The following formula is used to convert the EIRP to field strength.

$$E=\frac{1000000\sqrt{30P}}{3}$$ μV/m, where P is the eirp (Watts)

EIRP (dBm)	Field Strength at 3m (dBμV/m)
- 27	68.3

(3) KDB789033 D02 v02r01 G)2)c)

(i) Sections 15.407(b)(1-3) specifies the unwanted emissions limit for the U-NII-1 and U-NII-2 bands. As specified, emissions above 1000 MHz that are outside of the restricted bands are subject to a peak emission limit of −27 dBm/MHz.

(ii) Section 15.407(b)(4) specifies the unwanted emissions limit for the U-NII-3 band. A band emissions mask is specified in Section 15.407(b)(4)(i). The emission limits are based on the use of a peak detector.

3.4.2 Measuring Instruments

See list of measuring equipment of this test report.

3.4.3 Test Procedures

1. The testing follows FCC KDB 789033 D02 General UNII Test Procedures New Rules v02r01. Section G) Unwanted emissions measurement.

(1) Procedure for Unwanted Emissions Measurements Below 1000 MHz

- RBW = 120 kHz
- VBW = 300 kHz
- Detector = Peak
- Trace mode = max hold

(2) Procedure for Peak Unwanted Emissions Measurements Above 1000 MHz

- RBW = 1 MHz
- VBW ≥ 3 MHz
- Detector = Peak
- Sweep time = auto
- Trace mode = max hold

(3) Procedures for Average Unwanted Emissions Measurements Above 1000 MHz

- RBW = 1 MHz
- VBW = 10 Hz, when duty cycle is no less than 98 percent.
- VBW ≥ 1/T, when duty cycle is less than 98 percent where T is the minimum transmission duration over which the transmitter is on and is transmitting at its maximum power control level for the tested mode of operation.

2. The EUT was placed on a turntable with 0.8 meter for frequency below 1 GHz and 1.5 meter for frequency above 1 GHz respectively above ground.
3. The EUT was set 3 meters from the interference receiving antenna which was mounted on the top of a variable height antenna tower.
4. The antenna is a broadband antenna and its height is adjusted between one meter and four meters above ground to find the maximum value of the field strength for both horizontal polarization and vertical polarization of the antenna.
5. For each suspected emission, the EUT was arranged to its worst case and then adjust the antenna tower (from 1 m to 4 m) and turntable (from 0 degree to 360 degrees) to find the maximum reading.
6. For testing below 1 GHz, if the emission level of the EUT in peak mode was 3 dB lower than the limit specified, then peak values of EUT will be reported, otherwise, the emissions will be repeated one by one using the CISPR quasi-peak method and reported.
7. For testing above 1 GHz, the emission level of the EUT in peak mode was 20 dB lower than average limit (that means the emission level in average mode also complies with the limit in average mode), then peak values of EUT will be reported, otherwise, the emissions will be measured in average mode again and reported.

3.4.4 Test Setup

For radiated emissions below 30MHz

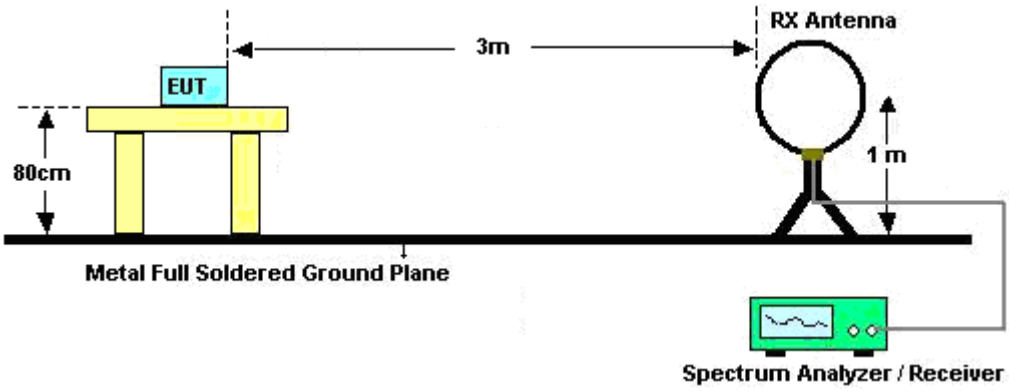

For radiated emissions from 30MHz to 1GHz

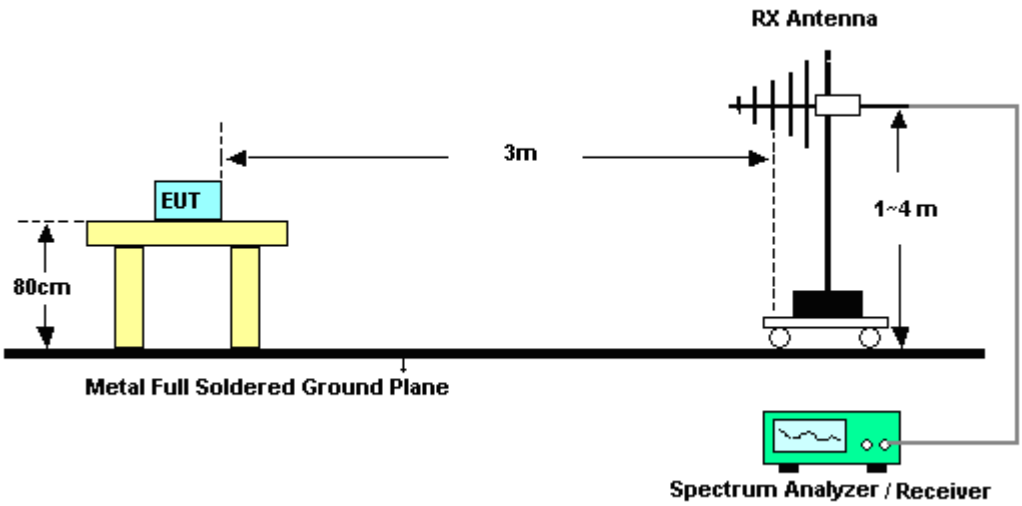

For radiated test from 1GHz to 18GHz

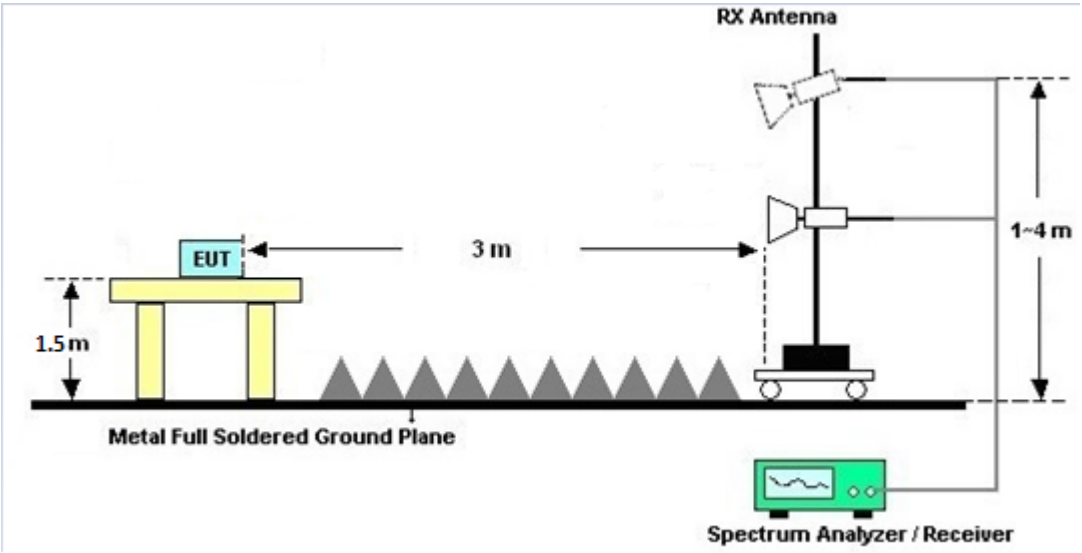

For radiated test above 18GHz

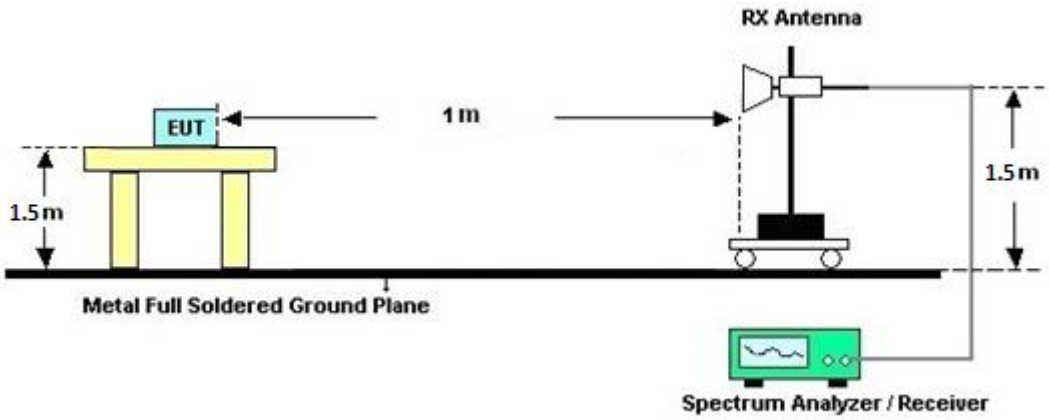

3.4.5 Test Results of Radiated Spurious Emissions (9 kHz ~ 30 MHz)

The low frequency, which started from 9 kHz to 30MHz, was pre-scanned and the result which was 20dB lower than the limit line was not reported.

There is adequate comparison measurement of both open-field test site and alternative test site - semi-Anechoic chamber according to 414788 D01 Radiated Test Site v01r01, and the result came out very similar.

3.4.6 Test Result of Radiated Spurious at Band Edges

Please refer to Appendix B and C.

3.4.7 Duty Cycle

Please refer to Appendix D.

3.4.8 Test Result of Radiated Spurious Emissions (30MHz ~ 10th Harmonic)

Please refer to Appendix B and C.

3.5 Antenna Requirements

3.5.1 Standard Applicable

If transmitting antenna directional gain is greater than 6 dBi, both the peak transmit power and the peak power spectral density shall be reduced by the amount in dB that the directional gain of the antenna exceeds 6 dBi.

3.5.2 Antenna Anti-Replacement Construction

An embedded-in antenna design is used.

3.5.3 Antenna Gain

<CDD Modes >

FCC KDB 662911 D01 Multiple Transmitter Output v02r01

For CDD transmissions, directional gain is calculated as

Directional gain = G_{ANT} + Array Gain, where Array Gain is as follows.

For power spectral density (PSD) measurements on all devices,

Array Gain = 10 log(N_{ANT}/N_{SS}=1) dB.

For power measurements on IEEE 802.11 devices,

Array Gain = 0 dB (i.e., no array gain) for $N_{ANT} \leq 4$.

Directional gain may be calculated by using the formulas applicable to equal gain antennas with G_{ANT} set equal to the gain of the antenna having the highest gain;

The EUT supports CDD mode.

For power, the directional gain G_{ANT} is set equal to the antenna having the highest gain, i.e., F)2)f)i).

For PSD, the directional gain calculation is following F)2)f)ii) of KDB 662911 D01 v02r01.

The power and PSD limit should be modified if the directional gain of EUT is over 6 dBi,

The directional gain “DG” is calculated as following table.

<CDD Modes>

	Ant. 1 (dBi)	Ant. 2 (dBi)	DG for Power (dBi)	DG for PSD (dBi)	Power Limit Reduction (dB)	PSD Limit Reduction (dB)
Band II	5.19	5.29	5.29	8.25	0.00	2.25
Band III	5.17	5.50	5.50	8.35	0.00	2.35

Power limit reduction = Composite gain – 6dBi, (min = 0)

PSD limit reduction = Composite gain + PSD Array gain – 6dBi, (min = 0)

4 List of Measuring Equipment

Instrument	Brand Name	Model No.	Serial No.	Characteristics	Calibration Date	Test Date	Due Date	Remark
Loop Antenna	Rohde & Schwarz	HFH2-Z2	100315	9 kHz~30 MHz	Jan. 04, 2021	Jul. 22, 2021~ Aug. 18, 2021	Jan. 03, 2022	Radiation (03CH15-HY)
Bilog Antenna	TESEQ	CBL 6111D & 00800N1D01N -06	41912 & 05	30MHz~1GHz	Feb. 08, 2021	Jul. 22, 2021~ Aug. 18, 2021	Feb. 07, 2022	Radiation (03CH15-HY)
Amplifier	SONOMA	310N	363440	9kHz~1GHz	Dec. 28, 2020	Jul. 22, 2021~ Aug. 18, 2021	Dec. 27, 2021	Radiation (03CH15-HY)
Horn Antenna	SCHWARZBECK	BBHA 9120 D	9120D-01620	1GHz~18GHz	Nov. 03, 2020	Jul. 22, 2021~ Aug. 18, 2021	Nov. 02, 2021	Radiation (03CH15-HY)
SHF-EHF Horn Antenna	SCHWARZBECK	BBHA 9170	BBHA9170251	18GHz~40GHz	Dec. 02, 2020	Jul. 22, 2021~ Aug. 18, 2021	Dec. 01, 2021	Radiation (03CH15-HY)
Preamplifier	Jet-Power	JPA0118-55-303	1710001800055006	1GHz~18GHz	May 06, 2021	Jul. 22, 2021~ Aug. 18, 2021	May 05, 2022	Radiation (03CH15-HY)
Preamplifier	Keysight	83017A	MY53270195	1GHz~26.5GHz	Aug. 21, 2020	Jul. 22, 2021~ Aug. 18, 2021	Aug. 20, 2021	Radiation (03CH15-HY)
Preamplifier	EMEC	EM18G40G	0600789	18-40GHz	Oct. 27, 2020	Jul. 22, 2021~ Aug. 18, 2021	Oct. 26, 2021	Radiation (03CH15-HY)
EMI Test Receiver	Keysight	N9038A(MXE)	MY54130085	20MHz~8.4GHz	Nov. 02, 2020	Jul. 22, 2021~ Aug. 18, 2021	Nov. 01, 2021	Radiation (03CH15-HY
Spectrum Analyzer	Agilent	E4446A	MY50180136	3Hz~44GHz	May 07, 2021	Jul. 22, 2021~ Aug. 18, 2021	May 06, 2022	Radiation (03CH15-HY)
Antenna Mast	ChainTek	MBS-520-1	N/A	1m~4m	N/A	Jul. 22, 2021~ Aug. 18, 2021	N/A	Radiation (03CH15-HY)
Turn Table	ChainTek	T-200-S-1	N/A	0~360 Degree	N/A	Jul. 22, 2021~ Aug. 18, 2021	N/A	Radiation (03CH15-HY)
Software	Audix	E3 6.2009-8-24 (k5)	RK-000451	N/A	N/A	Jul. 22, 2021~ Aug. 18, 2021	N/A	Radiation (03CH15-HY)
RF Cable	HUBER + SUHNER	SUCOFLEX 104, 102E	MY36980/4, MY9838/4PE,508405/2E	30MHz~18G	Nov. 16, 2020	Jul. 22, 2021~ Aug. 18, 2021	Nov. 15, 2021	Radiation (03CH15-HY)
RF Cable	HUBER + SUHNER	SUCOFLEX 102	505134/2	30MHz-40GHz	Feb. 22, 2021	Jul. 22, 2021~ Aug. 18, 2021	Feb. 21, 2022	Radiation (03CH15-HY)
RF Cable	HUBER + SUHNER	SUCOFLEX 102	800740/2	30MHz-40GHz	Feb. 22, 2021	Jul. 22, 2021~ Aug. 18, 2021	Feb. 21, 2022	Radiation (03CH15-HY)
RF Cable	HUBER + SUHNER	SUCOFLEX 104	MY9837/4PE	9kHz~30MHz	Mar. 11, 2021	Jul. 22, 2021~ Aug. 18, 2021	Mar. 10, 2022	Radiation (03CH15-HY)
Filter	Wainwright	WLJ4-1000-1530-6000-40ST	SN4	1.53GHz Low Pass Filter	Jul. 02, 2021	Jul. 22, 2021~ Aug. 18, 2021	Jul. 01, 2022	Radiation (03CH15-HY)
Filter	Wainwright	WHKX8-5872.5-6750-18000-40ST	SN6	6.75GHz High Pass Filter	Jun. 30, 2021	Jul. 22, 2021~ Aug. 18, 2021	Jun. 29, 2022	Radiation (03CH15-HY)
Hygrometer	Testo	608-H1	34893241	N/A	Mar. 03, 2021	Jul. 16, 2021~ Aug. 17, 2021	Mar. 02, 2022	Conducted (TH02-HY)
Power Sensor	DARE	RPR3006W	16I00054SNO10	10MHz~6GHz	Dec. 16, 2020	Jul. 16, 2021~ Aug. 17, 2021	Dec. 15, 2021	Conducted (TH02-HY)
Signal Analyzer	Rohde & Schwarz	FSV40	101397	10Hz~40GHz	Nov. 27, 2020	Jul. 16, 2021~ Aug. 17, 2021	Nov. 26, 2021	Conducted (TH02-HY)
Switch Box & RF Cable	EM Electronics	EMSW18SE	SW200302	N/A	Mar. 17, 2021	Jul. 16, 2021~ Aug. 17, 2021	Mar. 16, 2022	Conducted (TH02-HY)

5 Uncertainty of Evaluation

Uncertainty of Radiated Emission Measurement (30 MHz ~ 1000 MHz)

Measuring Uncertainty for a Level of Confidence of 95% (U = 2Uc(y))	4.7 dB

Uncertainty of Radiated Emission Measurement (1000 MHz ~ 18000 MHz)

Measuring Uncertainty for a Level of Confidence of 95% (U = 2Uc(y))	5.3 dB

Uncertainty of Radiated Emission Measurement (18000 MHz ~ 40000 MHz)

Measuring Uncertainty for a Level of Confidence of 95% (U = 2Uc(y))	4.9 dB

Appendix A. Test Result of Conducted Test Items

Test Engineer:	Ching Chen and Shiming Liu	Temperature:	23.2~25.9	°C
Test Date:	2021/7/16~2021/8/17	Relative Humidity:	46.5~56.7	%

TEST RESULTS DATA
26dB and 99% OBW

Band II single antenna															
Mod.	Data Rate	NTX	CH.	Freq. (MHz)	99% Bandwidth (MHz)		26 dB Bandwidth (MHz)		99% Bandwidth Power Limit (dBm)		99% Bandwidth EIRP Limit (dBm)		FCC 26dB Bandwidth Power Limit (dBm)		Note
					Ant 1	Ant 2	Ant 1	Ant 2	Ant 1	Ant 2	Ant 1	Ant 2	Ant 1	Ant 2	
11a	6Mbps	1	52	5260	17.88	17.68	33.40	32.20	23.52	23.48	29.52	29.48	23.98	23.98	
11a	6Mbps	1	60	5300	17.68	17.53	33.70	29.35	23.48	23.44	29.48	29.44	23.98	23.98	
11a	6Mbps	1	64	5320	17.28	17.28	23.05	23.30	23.38	23.38	29.38	29.38	23.98	23.98	
HT20	MCS0	1	52	5260	18.48	18.58	32.05	43.20	23.67	23.69	29.67	29.69	23.98	23.98	
HT20	MCS0	1	60	5300	18.48	18.48	32.35	41.85	23.67	23.67	29.67	29.67	23.98	23.98	
HT20	MCS0	1	64	5320	18.23	18.23	23.00	23.30	23.61	23.61	29.61	29.61	23.98	23.98	
HT40	MCS0	1	54	5270	37.36	37.26	81.99	76.14	23.98	23.98	30.00	30.00	23.98	23.98	
HT40	MCS0	1	62	5310	36.76	36.66	41.31	41.04	23.98	23.98	30.00	30.00	23.98	23.98	
VHT80	MCS0	1	58	5290	76.96	76.84	82.08	82.72	23.98	23.98	30.00	30.00	23.98	23.98	

Band II MIMO															
Mod.	Data Rate	NTX	CH.	Freq. (MHz)	99% Bandwidth (MHz)		26 dB Bandwidth (MHz)		99% Bandwidth Power Limit (dBm)		99% Bandwidth EIRP Limit (dBm)		FCC 26dB Bandwidth Power Limit (dBm)		Note
					Ant 1	Ant 2	Ant 1	Ant 2	Ant 1	Ant 2	Ant 1	Ant 2	Ant 1	Ant 2	
11a	6Mbps	2	52	5260	17.33	17.13	23.25	22.70	23.34		29.34		23.98		
11a	6Mbps	2	60	5300	17.33	17.18	26.20	22.60	23.35		29.35		23.98		
11a	6Mbps	2	64	5320	17.33	17.18	23.20	22.65	23.35		29.35		23.98		
HT20	MCS0	2	52	5260	18.23	18.03	23.00	22.80	23.56		29.56		23.98		
HT20	MCS0	2	60	5300	18.28	17.98	23.15	23.00	23.55		29.55		23.98		
HT20	MCS0	2	64	5320	18.23	18.03	23.10	23.00	23.56		29.56		23.98		
HT40	MCS0	2	54	5270	37.06	36.96	70.65	57.06	23.98		30.00		23.98		
HT40	MCS0	2	62	5310	36.86	36.66	41.22	40.77	23.98		30.00		23.98		
VHT80	MCS0	2	58	5290	76.96	76.72	82.24	81.92	23.98		30.00		23.98		

Report Number : FR153108

TEST RESULTS DATA
Average Power Table

FCC Band II single antenna													
Mod.	Data Rate	NTX	CH.	Freq. (MHz)	Average Conducted Power (dBm)			FCC Conducted Power Limit (dBm)		DG (dBi)		EIRP Power Limit (dBm)	Pass/Fail
					Ant 1	Ant 2	SUM	Ant 1	Ant 2	Ant 1	Ant 2		
11a	6Mbps	1	52	5260	20.00	19.60		23.98	23.98	5.19	5.29	26.99	Pass
11a	6Mbps	1	60	5300	20.00	19.60		23.98	23.98	5.19	5.29	26.99	Pass
11a	6Mbps	1	64	5320	16.80	17.80		23.98	23.98	5.19	5.29	26.99	Pass
HT20	MCS0	1	52	5260	20.00	19.80		23.98	23.98	5.19	5.29	26.99	Pass
HT20	MCS0	1	60	5300	20.00	20.00		23.98	23.98	5.19	5.29	26.99	Pass
HT20	MCS0	1	64	5320	17.40	17.30		23.98	23.98	5.19	5.29	26.99	Pass
HT40	MCS0	1	54	5270	20.00	19.30		23.98	23.98	5.19	5.29	26.99	Pass
HT40	MCS0	1	62	5310	15.80	16.00		23.98	23.98	5.19	5.29	26.99	Pass
VHT20	MCS0	1	52	5260	19.90	19.60		23.98	23.98	5.19	5.29	26.99	Pass
VHT20	MCS0	1	60	5300	19.90	19.60		23.98	23.98	5.19	5.29	26.99	Pass
VHT20	MCS0	1	64	5320	17.30	16.90		23.98	23.98	5.19	5.29	26.99	Pass
VHT40	MCS0	1	54	5270	19.90	19.20		23.98	23.98	5.19	5.29	26.99	Pass
VHT40	MCS0	1	62	5310	15.70	15.90		23.98	23.98	5.19	5.29	26.99	Pass
VHT80	MCS0	1	58	5290	14.20	13.60		23.98	23.98	5.19	5.29	26.99	Pass

FCC Band II MIMO													
Mod.	Data Rate	NTX	CH.	Freq. (MHz)	Average Conducted Power (dBm)			FCC Conducted Power Limit (dBm)		DG (dBi)		EIRP Power Limit (dBm)	Pass/Fail
					Ant 1	Ant 2	SUM	Ant 1	Ant 2	Ant 1	Ant 2		
11a	6Mbps	2	52	5260	17.10	16.10	19.64	23.98		5.29		26.99	Pass
11a	6Mbps	2	60	5300	17.20	16.30	19.78	23.98		5.29		26.99	Pass
11a	6Mbps	2	64	5320	16.90	16.30	19.62	23.98		5.29		26.99	Pass
HT20	MCS0	2	52	5260	16.90	16.10	19.53	23.98		5.29		26.99	Pass
HT20	MCS0	2	60	5300	17.00	16.10	19.58	23.98		5.29		26.99	Pass
HT20	MCS0	2	64	5320	16.90	16.30	19.62	23.98		5.29		26.99	Pass
HT40	MCS0	2	54	5270	18.80	18.00	21.43	23.98		5.29		26.99	Pass
HT40	MCS0	2	62	5310	11.60	10.90	14.27	23.98		5.29		26.99	Pass
VHT20	MCS0	2	52	5260	16.80	16.00	19.43	23.98		5.29		26.99	Pass
VHT20	MCS0	2	60	5300	16.90	16.00	19.48	23.98		5.29		26.99	Pass
VHT20	MCS0	2	64	5320	16.80	16.20	19.52	23.98		5.29		26.99	Pass
VHT40	MCS0	2	54	5270	18.70	17.90	21.33	23.98		5.29		26.99	Pass
VHT40	MCS0	2	62	5310	11.50	10.80	14.17	23.98		5.29		26.99	Pass
VHT80	MCS0	2	58	5290	10.80	10.10	13.47	23.98		5.29		26.99	Pass

Report Number : FR153108

TEST RESULTS DATA
Power Spectral Density

Band II single antenna													
Mod.	Data Rate	NTX	CH.	Freq. (MHz)	Average Power Density (dBm/MHz)			Average PSD Limit (dBm/MHz)		DG (dBi)			Pass /Fail
					Ant 1	Ant 2	SUM	Ant 1	Ant 2	Ant 1	Ant 2		
11a	6Mbps	1	52	5260	9.43	9.23		11.00	11.00	5.19	5.29		Pass
11a	6Mbps	1	60	5300	9.41	9.15		11.00	11.00	5.19	5.29		Pass
11a	6Mbps	1	64	5320	5.97	7.12		11.00	11.00	5.19	5.29		Pass
HT20	MCS0	1	52	5260	9.04	9.03		11.00	11.00	5.19	5.29		Pass
HT20	MCS0	1	60	5300	9.06	9.00		11.00	11.00	5.19	5.29		Pass
HT20	MCS0	1	64	5320	6.63	6.46		11.00	11.00	5.19	5.29		Pass
HT40	MCS0	1	54	5270	5.87	5.66		11.00	11.00	5.19	5.29		Pass
HT40	MCS0	1	62	5310	1.65	2.37		11.00	11.00	5.19	5.29		Pass
VHT80	MCS0	1	58	5290	-1.95	-1.85		11.00	11.00	5.19	5.29		Pass

Band II MIMO													
Mod.	Data Rate	NTX	CH.	Freq. (MHz)	Average Power Density (dBm/MHz)			Average PSD Limit (dBm/MHz)		DG (dBi)			Pass /Fail
					Ant 1	Ant 2	SUM	Ant 1	Ant 2	Ant 1	Ant 2		
11a	6Mbps	2	52	5260			8.70	8.75		8.25			Pass
11a	6Mbps	2	60	5300			8.69	8.75		8.25			Pass
11a	6Mbps	2	64	5320			8.68	8.75		8.25			Pass
HT20	MCS0	2	52	5260			8.53	8.75		8.25			Pass
HT20	MCS0	2	60	5300			8.67	8.75		8.25			Pass
HT20	MCS0	2	64	5320			8.65	8.75		8.25			Pass
HT40	MCS0	2	54	5270			7.33	8.75		8.25			Pass
HT40	MCS0	2	62	5310			0.55	8.75		8.25			Pass
VHT80	MCS0	2	58	5290			-2.61	8.75		8.25			Pass

Report Number : FR153108

TEST RESULTS DATA
26dB and 99% OBW

Band III single antenna																
Mod.	Data Rate	NTX	CH.	Freq. (MHz)	99% Bandwidth In U-NII 2C (MHz)		26 dB Bandwidth In U-NII 2C (MHz)		99% Bandwidth Power Limit (dBm)		99% Bandwidth EIRP Limit (dBm)		FCC 26dB Bandwidth Power Limit (dBm)		6 dB Bandwidth for Straddle Channel (MHz)	
					Ant 1	Ant 2	Ant 1	Ant 2	Ant 1	Ant 2	Ant 1	Ant 2	Ant 1	Ant 2	Ant 1	Ant 2
11a	6Mbps	1	100	5500	17.28	17.33	23.15	23.20	23.38	23.39	29.38	29.39	23.98	23.98	----	----
11a	6Mbps	1	116	5580	17.63	17.98	30.00	34.10	23.46	23.55	29.46	29.55	23.98	23.98	----	----
11a	6Mbps	1	140	5700	17.28	17.28	23.10	23.05	23.38	23.38	29.38	29.38	23.98	23.98	----	----
HT20	MCS0	1	100	5500	18.23	18.28	22.95	23.30	23.61	23.62	29.61	29.62	23.98	23.98	----	----
HT20	MCS0	1	116	5580	18.38	18.78	25.55	45.40	23.64	23.74	29.64	29.74	23.98	23.98	----	----
HT20	MCS0	1	140	5700	18.23	18.28	23.05	23.10	23.61	23.62	29.61	29.62	23.98	23.98	----	----
HT40	MCS0	1	102	5510	36.76	36.86	40.95	41.22	23.98	23.98	30.00	30.00	23.98	23.98	----	----
HT40	MCS0	1	110	5550	37.26	37.66	79.74	87.30	23.98	23.98	30.00	30.00	23.98	23.98	----	----
HT40	MCS0	1	134	5670	36.76	37.16	41.31	73.98	23.98	23.98	30.00	30.00	23.98	23.98	----	----
VHT80	MCS0	1	106	5530	76.84	76.96	82.40	82.72	23.98	23.98	30.00	30.00	23.98	23.98	----	----
VHT80	MCS0	1	122	5610	76.96	77.20	82.72	83.36	23.98	23.98	30.00	30.00	23.98	23.98	----	----

Band III MIMO																
Mod.	Data Rate	NTX	CH.	Freq. (MHz)	99% Bandwidth In U-NII 2C (MHz)		26 dB Bandwidth In U-NII 2C (MHz)		99% Bandwidth Power Limit (dBm)		99% Bandwidth EIRP Limit (dBm)		FCC 26dB Bandwidth Power Limit (dBm)		6 dB Bandwidth for Straddle Channel (MHz)	
					Ant 1	Ant 2	Ant 1	Ant 2	Ant 1	Ant 2	Ant 1	Ant 2	Ant 1	Ant 2	Ant 1	Ant 2
11a	6Mbps	2	100	5500	17.28	17.18	23.00	22.65	23.35		29.35		23.98		----	----
11a	6Mbps	2	116	5580	17.28	17.18	23.15	22.70	23.35		29.35		23.98		----	----
11a	6Mbps	2	140	5700	17.33	17.18	23.35	22.65	23.35		29.35		23.98		----	----
HT20	MCS0	2	100	5500	18.23	18.03	23.30	22.95	23.56		29.56		23.98		----	----
HT20	MCS0	2	116	5580	18.28	18.03	23.40	22.90	23.56		29.56		23.98		----	----
HT20	MCS0	2	140	5700	18.28	17.98	23.05	23.05	23.55		29.55		23.98		----	----
HT40	MCS0	2	102	5510	36.66	36.66	41.40	40.77	23.98		30.00		23.98		----	----
HT40	MCS0	2	110	5550	36.86	36.76	48.33	41.04	23.98		30.00		23.98		----	----
HT40	MCS0	2	134	5670	37.06	36.86	50.04	41.31	23.98		30.00		23.98		----	----
VHT80	MCS0	2	106	5530	76.96	76.96	82.40	81.76	23.98		30.00		23.98		----	----
VHT80	MCS0	2	122	5610	76.96	76.96	83.20	82.08	23.98		30.00		23.98		----	----

Band III straddle channel single antenna																
Mod.	Data Rate	NTX	CH.	Freq. (MHz)	99% Bandwidth In U-NII 2C (MHz)		26 dB Bandwidth In U-NII 2C (MHz)		99% Bandwidth Power Limit (dBm)		99% Bandwidth EIRP Limit (dBm)		FCC 26dB Bandwidth Power Limit (dBm)		6 dB Bandwidth for Straddle Channel (MHz)	
					Ant 1	Ant 2	Ant 1	Ant 2	Ant 1	Ant 2	Ant 1	Ant 2	Ant 1	Ant 2	Ant 1	Ant 2
11a	6Mbps	1	144	5720	13.94	14.24	21.55	23.40	22.44	22.54	28.44	28.54	23.98	23.98	3.15	3.15
HT20	MCS0	1	144	5720	14.34	14.34	23.30	28.00	22.57	22.57	28.57	28.57	23.98	23.98	3.8	3.8
HT40	MCS0	1	142	5710	33.68	33.68	59.28	55.05	23.98	23.98	30.00	30.00	23.98	23.98	3.18	3.18
VHT80	MCS0	1	138	5690	73.72	73.84	111.96	113.16	23.98	23.98	30.00	30.00	23.98	23.98	2.762	2.762

Band III straddle channel MIMO																
Mod.	Data Rate	NTX	CH.	Freq. (MHz)	99% Bandwidth In U-NII 2C (MHz)		26 dB Bandwidth In U-NII 2C (MHz)		99% Bandwidth Power Limit (dBm)		99% Bandwidth EIRP Limit (dBm)		FCC 26dB Bandwidth Power Limit (dBm)		6 dB Bandwidth for Straddle Channel (MHz)	
					Ant 1	Ant 2	Ant 1	Ant 2	Ant 1	Ant 2	Ant 1	Ant 2	Ant 1	Ant 2	Ant 1	Ant 2
11a	6Mbps	2	144	5720	13.69	13.54	16.55	16.25	22.32		28.32		23.11		3.15	3.15
HT20	MCS0	2	144	5720	14.19	14.04	16.50	16.50	22.47		28.47		23.17		3.75	3.8
HT40	MCS0	2	142	5710	33.58	33.48	50.91	35.43	23.98		30.00		23.98		3.18	3.18
VHT80	MCS0	2	138	5690	73.72	73.72	111.96	111.48	23.98		30.00		23.98		2.762	2.763

Report Number : FR153108

TEST RESULTS DATA
Average Power Table

FCC Band III single antenna													
Mod.	Data Rate	NTX	CH.	Freq. (MHz)	Average Conducted Power (dBm)			FCC Conducted Power Limit (dBm)		DG (dBi)		EIRP Power Limit (dBm)	Pass/Fail
					Ant 1	Ant 2	SUM	Ant 1	Ant 2	Ant 1	Ant 2		
11a	6Mbps	1	100	5500	17.80	18.30		23.98	23.98	5.17	5.50	26.99	Pass
11a	6Mbps	1	116	5580	19.80	19.70		23.98	23.98	5.17	5.50	26.99	Pass
11a	6Mbps	1	140	5700	16.70	17.50		23.98	23.98	5.17	5.50	26.99	Pass
HT20	MCS0	1	100	5500	17.90	18.40		23.98	23.98	5.17	5.50	26.99	Pass
HT20	MCS0	1	116	5580	19.80	19.70		23.98	23.98	5.17	5.50	26.99	Pass
HT20	MCS0	1	140	5700	16.80	17.50		23.98	23.98	5.17	5.50	26.99	Pass
HT40	MCS0	1	102	5510	15.20	16.20		23.98	23.98	5.17	5.50	26.99	Pass
HT40	MCS0	1	110	5550	19.90	19.90		23.98	23.98	5.17	5.50	26.99	Pass
HT40	MCS0	1	134	5670	17.30	19.10		23.98	23.98	5.17	5.50	26.99	Pass
VHT20	MCS0	1	100	5500	17.80	18.30		23.98	23.98	5.17	5.50	26.99	Pass
VHT20	MCS0	1	116	5580	19.70	19.60		23.98	23.98	5.17	5.50	26.99	Pass
VHT20	MCS0	1	140	5700	16.70	17.40		23.98	23.98	5.17	5.50	26.99	Pass
VHT40	MCS0	1	102	5510	15.10	16.10		23.98	23.98	5.17	5.50	26.99	Pass
VHT40	MCS0	1	110	5550	19.80	19.80		23.98	23.98	5.17	5.50	26.99	Pass
VHT40	MCS0	1	134	5670	17.20	19.00		23.98	23.98	5.17	5.50	26.99	Pass
VHT80	MCS0	1	106	5530	10.70	13.40		23.98	23.98	5.17	5.50	26.99	Pass
VHT80	MCS0	1	122	5610	18.50	18.00		23.98	23.98	5.17	5.50	26.99	Pass

FCC Band III MIMO													
Mod.	Data Rate	NTX	CH.	Freq. (MHz)	Average Conducted Power (dBm)			FCC Conducted Power Limit (dBm)		DG (dBi)		EIRP Power Limit (dBm)	Pass/Fail
					Ant 1	Ant 2	SUM	Ant 1	Ant 2	Ant 1	Ant 2		
11a	6Mbps	2	100	5500	16.70	16.20	19.47	23.98		5.50		26.99	Pass
11a	6Mbps	2	116	5580	16.70	15.80	19.28	23.98		5.50		26.99	Pass
11a	6Mbps	2	140	5700	16.80	16.20	19.52	23.98		5.50		26.99	Pass
HT20	MCS0	2	100	5500	16.70	16.10	19.42	23.98		5.50		26.99	Pass
HT20	MCS0	2	116	5580	16.70	16.00	19.37	23.98		5.50		26.99	Pass
HT20	MCS0	2	140	5700	16.70	16.30	19.51	23.98		5.50		26.99	Pass
HT40	MCS0	2	102	5510	15.60	14.90	18.27	23.98		5.50		26.99	Pass
HT40	MCS0	2	110	5550	18.50	17.70	21.13	23.98		5.50		26.99	Pass
HT40	MCS0	2	134	5670	18.10	17.80	20.96	23.98		5.50		26.99	Pass
VHT20	MCS0	2	100	5500	16.60	16.00	19.32	23.98		5.50		26.99	Pass
VHT20	MCS0	2	116	5580	16.60	15.90	19.27	23.98		5.50		26.99	Pass
VHT20	MCS0	2	140	5700	16.60	16.20	19.41	23.98		5.50		26.99	Pass
VHT40	MCS0	2	102	5510	15.50	14.80	18.17	23.98		5.50		26.99	Pass
VHT40	MCS0	2	110	5550	18.40	17.60	21.03	23.98		5.50		26.99	Pass
VHT40	MCS0	2	134	5670	18.00	17.70	20.86	23.98		5.50		26.99	Pass
VHT80	MCS0	2	106	5530	10.20	9.30	12.78	23.98		5.50		26.99	Pass
VHT80	MCS0	2	122	5610	15.90	15.30	18.62	23.98		5.50		26.99	Pass

FCC Band III straddle channel single antenna													
Mod.	Data Rate	NTX	CH.	Freq. (MHz)	Average Conducted Power (dBm)			FCC Conducted Power Limit (dBm)		DG (dBi)		EIRP Power Limit (dBm)	Pass/Fail
					Ant 1	Ant 2	SUM	Ant 1	Ant 2	Ant 1	Ant 2		
11a	6Mbps	1	144	5720	20.00	19.90		23.98	23.98	5.17	5.50	26.99	Pass
HT20	MCS0	1	144	5720	19.90	19.80		23.98	23.98	5.17	5.50	26.99	Pass
HT40	MCS0	1	142	5710	19.70	19.70		23.98	23.98	5.17	5.50	26.99	Pass
VHT20	MCS0	1	144	5720	19.80	19.70		23.98	23.98	5.17	5.50	26.99	Pass
VHT40	MCS0	1	142	5710	19.60	19.60		23.98	23.98	5.17	5.50	26.99	Pass
VHT80	MCS0	1	138	5690	19.40	19.30		23.98	23.98	5.17	5.50	26.99	Pass

FCC Band III straddle channel MIMO													
Mod.	Data Rate	NTX	CH.	Freq. (MHz)	Average Conducted Power (dBm)			FCC Conducted Power Limit (dBm)		DG (dBi)		EIRP Power Limit (dBm)	Pass/Fail
					Ant 1	Ant 2	SUM	Ant 1	Ant 2	Ant 1	Ant 2		
11a	6Mbps	2	144	5720	16.70	16.30	19.51	23.11		5.50		26.99	Pass
HT20	MCS0	2	144	5720	16.70	16.10	19.42	23.17		5.50		26.99	Pass
HT40	MCS0	2	142	5710	18.70	18.00	21.37	23.98		5.50		26.99	Pass
VHT20	MCS0	2	144	5720	16.60	16.00	19.32	23.98		5.50		26.99	Pass
VHT40	MCS0	2	142	5710	18.60	17.90	21.27	23.98		5.50		26.99	Pass
VHT80	MCS0	2	138	5690	18.20	17.70	20.97	23.98		5.50		26.99	Pass

Report Number : FR153108

TEST RESULTS DATA
Power Spectral Density

Band III single antenna													
Mod.	Data Rate	NTX	CH.	Freq. (MHz)	Average Power Density (dBm/MHz)			Average PSD Limit (dBm/MHz)		DG (dBi)			Pass /Fail
					Ant 1	Ant 2	SUM	Ant 1	Ant 2	Ant 1	Ant 2		
11a	6Mbps	1	100	5500	7.40	7.61		11.00	11.00	5.17	5.50		Pass
11a	6Mbps	1	116	5580	9.22	9.00		11.00	11.00	5.17	5.50		Pass
11a	6Mbps	1	140	5700	6.36	6.65		11.00	11.00	5.17	5.50		Pass
HT20	MCS0	1	100	5500	6.98	7.37		11.00	11.00	5.17	5.50		Pass
HT20	MCS0	1	116	5580	9.18	8.98		11.00	11.00	5.17	5.50		Pass
HT20	MCS0	1	140	5700	5.88	6.71		11.00	11.00	5.17	5.50		Pass
HT40	MCS0	1	102	5510	1.19	2.28		11.00	11.00	5.17	5.50		Pass
HT40	MCS0	1	110	5550	5.88	6.31		11.00	11.00	5.17	5.50		Pass
HT40	MCS0	1	134	5670	3.02	5.32		11.00	11.00	5.17	5.50		Pass
VHT80	MCS0	1	106	5530	-5.26	-2.28		11.00	11.00	5.17	5.50		Pass
VHT80	MCS0	1	122	5610	2.62	2.30		11.00	11.00	5.17	5.50		Pass

Band III MIMO													
Mod.	Data Rate	NTX	CH.	Freq. (MHz)	Average Power Density (dBm/MHz)			Average PSD Limit (dBm/MHz)		DG (dBi)			Pass /Fail
					Ant 1	Ant 2	SUM	Ant 1	Ant 2	Ant 1	Ant 2		
11a	6Mbps	2	100	5500			8.51	8.65		8.35			Pass
11a	6Mbps	2	116	5580			8.55	8.65		8.35			Pass
11a	6Mbps	2	140	5700			8.39	8.65		8.35			Pass
HT20	MCS0	2	100	5500			8.50	8.65		8.35			Pass
HT20	MCS0	2	116	5580			8.32	8.65		8.35			Pass
HT20	MCS0	2	140	5700			8.33	8.65		8.35			Pass
HT40	MCS0	2	102	5510			4.35	8.65		8.35			Pass
HT40	MCS0	2	110	5550			7.23	8.65		8.35			Pass
HT40	MCS0	2	134	5670			6.97	8.65		8.35			Pass
VHT80	MCS0	2	106	5530			-3.21	8.65		8.35			Pass
VHT80	MCS0	2	122	5610			2.40	8.65		8.35			Pass

Band III straddle channel single antenna													
Mod.	Data Rate	NTX	CH.	Freq. (MHz)	Average Power Density (dBm/MHz)			Average PSD Limit (dBm/MHz)		DG (dBi)			Pass /Fail
					Ant 1	Ant 2	SUM	Ant 1	Ant 2	Ant 1	Ant 2		
11a	6Mbps	1	144	5720	9.23	9.26		11.00	11.00	5.17	5.50		Pass
HT20	MCS0	1	144	5720	9.03	9.04		11.00	11.00	5.17	5.50		Pass
HT40	MCS0	1	142	5710	5.67	5.80		11.00	11.00	5.17	5.50		Pass
VHT80	MCS0	1	138	5690	3.67	3.26		11.00	11.00	5.17	5.50		Pass

Band III straddle channel MIMO													
Mod.	Data Rate	NTX	CH.	Freq. (MHz)	Average Power Density (dBm/MHz)			Average PSD Limit (dBm/MHz)		DG (dBi)			Pass /Fail
					Ant 1	Ant 2	SUM	Ant 1	Ant 2	Ant 1	Ant 2		
11a	6Mbps	2	144	5720			8.49	8.65		8.35			Pass
HT20	MCS0	2	144	5720			8.25	8.65		8.35			Pass
HT40	MCS0	2	142	5710			7.24	8.65		8.35			Pass
VHT80	MCS0	2	138	5690			4.58	8.65		8.35			Pass

Appendix B. Radiated Spurious Emission

Test Engineer :	Leo Lee, Mancy Chou, and Bigshow Wang	Temperature :	23~26°C
		Relative Humidity :	40~56%

Band 2 - 5250~5350MHz

WIFI 802.11a (Band Edge @ 3m)

WIFI Ant.	Note	Frequency	Level	Over Limit	Limit Line	Read Level	Antenna Factor	Path Loss	Preamp Factor	Ant Pos	Table Pos	Peak Avg.	Pol.
1		(MHz)	(dBμV/m)	(dB)	(dBμV/m)	(dBμV)	(dB/m)	(dB)	(dB)	(cm)	(deg)	(P/A)	(H/V)
802.11a CH 52 5260MHz		4822	51.69	-22.31	74	41.03	31.1	9.63	30.07	296	339	P	H
		4822	41.88	-12.12	54	31.22	31.1	9.63	30.07	296	339	A	H
		5129.88	50.89	-23.11	74	39.12	31.8	9.98	30.01	200	355	P	H
		5146.2	40.87	-13.13	54	29.09	31.8	9.99	30.01	200	355	A	H
	*	5260	109.34	-	-	98.04	31.2	10.1	30	200	355	P	H
	*	5260	101.69	-	-	90.39	31.2	10.1	30	200	355	A	H
		5353.2	50.92	-23.08	74	39.63	31.12	10.17	30	200	355	P	H
		5363.04	40.82	-13.18	54	29.46	31.18	10.18	30	200	355	A	H
		4822	55.33	-18.67	74	44.67	31.1	9.63	30.07	201	60	P	V
		4822	46.51	-7.49	54	35.85	31.1	9.63	30.07	201	60	A	V
		5026.18	52.04	-21.96	74	40.68	31.51	9.87	30.02	202	69	P	V
		5146.88	42.38	-11.62	54	30.6	31.8	9.99	30.01	202	69	A	V
	*	5260	114.04	-	-	102.74	31.2	10.1	30	202	69	P	V
	*	5260	105.97	-	-	94.67	31.2	10.1	30	202	69	A	V
		5373.12	52.58	-21.42	74	41.15	31.24	10.19	30	202	69	P	V
		5373.6	42.41	-11.59	54	30.98	31.24	10.19	30	202	69	A	V

WIFI Ant. 1	Note	Frequency (MHz)	Level (dBμV/m)	Over Limit (dB)	Limit Line (dBμV/m)	Read Level (dBμV)	Antenna Factor (dB/m)	Path Loss (dB)	Preamp Factor (dB)	Ant Pos (cm)	Table Pos (deg)	Peak Avg. (P/A)	Pol. (H/V)
802.11a CH 60 5300MHz		4858	51.64	-22.36	74	40.95	31.08	9.67	30.06	290	338	P	H
		4858	41.74	-12.26	54	31.05	31.08	9.67	30.06	290	338	A	H
		5129.2	50.22	-23.78	74	38.45	31.8	9.98	30.01	200	353	P	H
		5092.14	40.6	-13.4	54	28.89	31.78	9.94	30.01	200	353	A	H
	*	5300	109.23	-	-	97.9	31.2	10.13	30	200	353	P	H
	*	5300	101.28	-	-	89.95	31.2	10.13	30	200	353	A	H
		5350.8	58.4	-15.6	74	47.13	31.1	10.17	30	200	353	P	H
		5350.08	48.76	-5.24	54	37.49	31.1	10.17	30	200	353	A	H
		4858	55.45	-18.55	74	44.76	31.08	9.67	30.06	206	60	P	V
		4858	45.41	-8.59	54	34.72	31.08	9.67	30.06	206	60	A	V
		5132.94	51.46	-22.54	74	39.69	31.8	9.98	30.01	200	68	P	V
		5080.24	41.86	-12.14	54	30.2	31.76	9.92	30.02	200	68	A	V
	*	5300	113.47	-	-	102.14	31.2	10.13	30	200	68	P	V
	*	5300	105.79	-	-	94.46	31.2	10.13	30	200	68	A	V
		5350.32	63.01	-10.99	74	51.74	31.1	10.17	30	200	68	P	V
		5350.08	52.77	-1.23	54	41.5	31.1	10.17	30	200	68	A	V
802.11a CH 64 5320MHz	*	5320	106.06	-	-	94.75	31.16	10.15	30	200	352	P	H
	*	5320	98.46	-	-	87.15	31.16	10.15	30	200	352	A	H
		5352.64	57.27	-16.73	74	45.98	31.12	10.17	30	200	352	P	H
		5350.08	46.81	-7.19	54	35.54	31.1	10.17	30	200	352	A	H
	*	5320	110.62	-	-	99.31	31.16	10.15	30	211	64	P	V
	*	5320	103.12	-	-	91.81	31.16	10.15	30	211	64	A	V
		5350.4	61.45	-12.55	74	50.18	31.1	10.17	30	211	64	P	V
		5350.24	50.95	-3.05	54	39.68	31.1	10.17	30	211	64	A	V
Remark	1. No other spurious found. 2. All results are PASS against Peak and Average limit line.												

Band 2 5250~5350MHz

WIFI 802.11a (Harmonic @ 3m)

WIFI Ant. 1	Note	Frequency (MHz)	Level (dBμV/m)	Over Limit (dB)	Limit Line (dBμV/m)	Read Level (dBμV)	Antenna Factor (dB/m)	Path Loss (dB)	Preamp Factor (dB)	Ant Pos (cm)	Table Pos (deg)	Peak Avg. (P/A)	Pol. (H/V)
802.11a CH 52 5260MHz		10520	51.78	-16.42	68.2	58.38	39.7	14.63	60.93	100	0	P	H
		15780	49.95	-24.05	74	57.1	37.16	17.14	61.45	100	0	P	H
		18000	60.27	-13.73	74	49.57	49	18.94	57.24	100	22	P	H
		18000	49.35	-4.65	54	38.65	49	18.94	57.24	100	22	A	H
		10520	51.22	-16.98	68.2	57.82	39.7	14.63	60.93	100	0	P	V
		15780	54.6	-19.4	74	61.75	37.16	17.14	61.45	394	311	P	V
		15780	43.26	-10.74	54	50.41	37.16	17.14	61.45	394	311	A	V
		17989	60.17	-13.83	74	49.71	48.8	18.93	57.27	100	17	P	V
		17989	49.12	-4.88	54	38.66	48.8	18.93	57.27	100	17	A	V
802.11a CH 60 5300MHz		10600	54.82	-19.18	74	61.37	39.7	14.67	60.92	202	359	P	H
		10600	45.88	-8.12	54	52.43	39.7	14.67	60.92	202	359	A	H
		15900	55.98	-18.02	74	62.58	37.2	17.19	60.99	201	353	P	H
		15900	41	-13	54	47.6	37.2	17.19	60.99	201	353	A	H
		18000	59.35	-14.65	74	48.65	49	18.94	57.24	100	22	P	H
		18000	48.94	-5.06	54	38.24	49	18.94	57.24	100	22	A	H
		10600	55.31	-18.69	74	61.86	39.7	14.67	60.92	300	6	P	V
		10600	45.25	-8.75	54	51.8	39.7	14.67	60.92	300	6	A	V
		15900	56.17	-17.83	74	62.77	37.2	17.19	60.99	386	301	P	V
		15900	44.12	-9.88	54	50.72	37.2	17.19	60.99	386	301	A	V
		18000	58.92	-15.08	74	48.22	49	18.94	57.24	100	15	P	V
		18000	49.22	-4.78	54	38.52	49	18.94	57.24	100	15	A	V

WIFI Ant. 1	Note	Frequency (MHz)	Level (dBμV/m)	Over Limit (dB)	Limit Line (dBμV/m)	Read Level (dBμV)	Antenna Factor (dB/m)	Path Loss (dB)	Preamp Factor (dB)	Ant Pos (cm)	Table Pos (deg)	Peak Avg. (P/A)	Pol. (H/V)
802.11a CH 64 5320MHz		10640	54.49	-19.51	74	60.93	39.78	14.69	60.91	174	2	P	H
		10640	44.26	-9.74	54	50.7	39.78	14.69	60.91	174	2	A	H
		15960	48.74	-25.26	74	55.01	37.26	17.23	60.76	100	0	P	H
		18000	59.56	-14.44	74	48.86	49	18.94	57.24	100	18	P	H
		18000	48.93	-5.07	54	38.23	49	18.94	57.24	100	18	A	H
		10640	49.73	-24.27	74	56.17	39.78	14.69	60.91	100	0	P	V
		15960	47.64	-26.36	74	53.91	37.26	17.23	60.76	100	0	P	V
		18000	58.98	-15.02	74	48.28	49	18.94	57.24	100	22	P	V
		18000	49.18	-4.82	54	38.48	49	18.94	57.24	100	22	A	V
Remark	1. No other spurious found. 2. All results are PASS against Peak and Average limit line.												

Band 2 5250~5350MHz

WIFI 802.11n HT20 (Band Edge @ 3m)

WIFI Ant. 1	Note	Frequency (MHz)	Level (dBμV/m)	Over Limit (dB)	Limit Line (dBμV/m)	Read Level (dBμV)	Antenna Factor (dB/m)	Path Loss (dB)	Preamp Factor (dB)	Ant Pos (cm)	Table Pos (deg)	Peak Avg. (P/A)	Pol. (H/V)
802.11n HT20 CH 52 5260MHz		4822	52.03	-21.97	74	41.37	31.1	9.63	30.07	200	354	P	H
		4822	43	-11	54	32.34	31.1	9.63	30.07	200	354	A	H
		5047.94	50.72	-23.28	74	39.17	31.68	9.89	30.02	200	354	P	H
		5147.56	40.78	-13.22	54	29	31.8	9.99	30.01	200	354	A	H
	*	5260	109.42	-	-	98.12	31.2	10.1	30	200	354	P	H
	*	5260	101.42	-	-	90.12	31.2	10.1	30	200	354	A	H
		5457.12	50.76	-23.24	74	38.89	31.6	10.26	29.99	200	354	P	H
		5365.2	40.85	-13.15	54	29.48	31.19	10.18	30	200	354	A	H
		4822	56.98	-17.02	74	46.32	31.1	9.63	30.07	182	56	P	V
		4822	47.7	-6.3	54	37.04	31.1	9.63	30.07	182	56	A	V
		5129.54	51.33	-22.67	74	39.56	31.8	9.98	30.01	200	68	P	V
		5149.94	41.95	-12.05	54	30.16	31.8	10	30.01	200	68	A	V
	*	5260	113.64	-	-	102.34	31.2	10.1	30	200	68	P	V
	*	5260	105.57	-	-	94.27	31.2	10.1	30	200	68	A	V
		5356.08	52.88	-21.12	74	41.57	31.14	10.17	30	200	68	P	V
		5352.24	42.47	-11.53	54	31.19	31.11	10.17	30	200	68	P	V

WIFI Ant. 1	Note	Frequency (MHz)	Level (dBμV/m)	Over Limit (dB)	Limit Line (dBμV/m)	Read Level (dBμV)	Antenna Factor (dB/m)	Path Loss (dB)	Preamp Factor (dB)	Ant Pos (cm)	Table Pos (deg)	Peak Avg. (P/A)	Pol. (H/V)
802.11n HT20 CH 60 5300MHz		4858.5	52.2	-21.8	74	41.51	31.08	9.67	30.06	293	335	P	H
		4858.5	42.52	-11.48	54	31.83	31.08	9.67	30.06	293	335	A	H
		5104.72	50.38	-23.62	74	38.64	31.8	9.95	30.01	200	353	P	H
		5098.26	40.68	-13.32	54	28.95	31.8	9.94	30.01	200	353	A	H
	*	5300	108.93	-	-	97.6	31.2	10.13	30	200	353	P	H
	*	5300	101.13	-	-	89.8	31.2	10.13	30	200	353	A	H
		5352.72	58.68	-15.32	74	47.39	31.12	10.17	30	200	353	P	H
		5350.08	49.01	-4.99	54	37.74	31.1	10.17	30	200	353	A	H
		4858.5	56.11	-17.89	74	45.42	31.08	9.67	30.06	185	56	P	V
		4858.5	46.29	-7.71	54	35.6	31.08	9.67	30.06	185	56	A	V
		5089.08	51.17	-22.83	74	39.47	31.78	9.93	30.01	201	68	P	V
		5081.6	41.74	-12.26	54	30.07	31.76	9.93	30.02	201	68	A	V
	*	5300	113.27	-	-	101.94	31.2	10.13	30	201	68	P	V
	*	5300	105.51	-	-	94.18	31.2	10.13	30	201	68	A	V
		5351.28	63.04	-10.96	74	51.76	31.11	10.17	30	201	68	P	V
		5350.08	52.83	-1.17	54	41.56	31.1	10.17	30	201	68	A	V
802.11n HT20 CH 64 5320MHz	*	5320	106.72	-	-	95.41	31.16	10.15	30	200	352	P	H
	*	5320	98.77	-	-	87.46	31.16	10.15	30	200	352	A	H
		5351.68	61.62	-12.38	74	50.34	31.11	10.17	30	200	352	P	H
		5350.4	48.81	-5.19	54	37.54	31.1	10.17	30	200	352	A	H
	*	5320	111.08	-	-	99.77	31.16	10.15	30	200	61	P	V
	*	5320	102.88	-	-	91.57	31.16	10.15	30	200	61	A	V
		5350.08	65.58	-8.42	74	54.31	31.1	10.17	30	200	61	P	V
		5350.08	52.97	-1.03	54	41.7	31.1	10.17	30	200	61	A	V
Remark	1. No other spurious found. 2. All results are PASS against Peak and Average limit line.												

Band 2 5250~5350MHz

WIFI 802.11n HT20 (Harmonic @ 3m)

WIFI Ant. 1	Note	Frequency (MHz)	Level (dBµV/m)	Over Limit (dB)	Limit Line (dBµV/m)	Read Level (dBµV)	Antenna Factor (dB/m)	Path Loss (dB)	Preamp Factor (dB)	Ant Pos (cm)	Table Pos (deg)	Peak Avg. (P/A)	Pol. (H/V)
802.11n HT20 CH 52 5260MHz		10520	50.45	-17.75	68.2	57.05	39.7	14.63	60.93	100	0	P	H
		15780	49.35	-24.65	74	56.5	37.16	17.14	61.45	100	0	P	H
		17989	59.24	-14.76	74	48.78	48.8	18.93	57.27	100	17	P	H
		17989	48.72	-5.28	54	38.26	48.8	18.93	57.27	100	17	A	H
		10531	49.18	-19.02	68.2	55.77	39.7	14.64	60.93	100	0	P	V
		15780	53.72	-20.28	74	60.87	37.16	17.14	61.45	393	310	P	V
		15780	43.72	-10.28	54	50.87	37.16	17.14	61.45	393	310	A	V
		18000	60.04	-13.96	74	49.34	49	18.94	57.24	101	28	P	V
		18000	49.17	-4.83	54	38.47	49	18.94	57.24	101	28	A	V
802.11n HT20 CH 60 5300MHz		10600	55.57	-18.43	74	62.12	39.7	13.97	60.92	194	1	P	H
		10600	43.47	-10.53	54	50.02	39.7	13.97	60.92	194	1	A	H
		15900	51.53	-22.47	74	58.13	37.2	16.85	60.99	208	22	P	H
		15900	39.01	-14.99	54	45.61	37.2	16.85	60.99	208	22	A	H
		17989	60.46	-13.54	74	50	48.8	18.23	57.27	300	134	P	H
		17989	50.25	-3.75	54	39.79	48.8	18.23	57.27	300	134	A	H
		10600	55.34	-18.66	74	61.89	39.7	13.97	60.92	269	7	P	V
		10600	42.8	-11.2	54	49.35	39.7	13.97	60.92	269	7	A	V
		15900	54.9	-19.1	74	61.5	37.2	16.85	60.99	400	317	P	V
		15900	40.47	-13.53	54	47.07	37.2	16.85	60.99	400	317	A	V
		18000	60.21	-13.79	74	49.51	49	18.24	57.24	100	236	P	V
		18000	50.37	-3.63	54	39.67	49	18.24	57.24	100	236	A	V

WIFI Ant. 1	Note	Frequency (MHz)	Level (dBμV/m)	Over Limit (dB)	Limit Line (dBμV/m)	Read Level (dBμV)	Antenna Factor (dB/m)	Path Loss (dB)	Preamp Factor (dB)	Ant Pos (cm)	Table Pos (deg)	Peak Avg. (P/A)	Pol. (H/V)
802.11n HT20 CH 64 5320MHz		10640	47.62	-26.38	74	54.06	39.78	14.69	60.91	308	339	P	H
		10640	35.67	-18.33	54	42.11	39.78	14.69	60.91	308	339	A	H
		15960	48.16	-25.84	74	54.43	37.26	17.23	60.76	100	0	P	H
		17989	59.37	-14.63	74	48.91	48.8	18.93	57.27	322	384	P	H
		17989	49.44	-4.56	54	38.98	48.8	18.93	57.27	322	384	A	H
		10640	52.54	-21.46	74	58.98	39.78	14.69	60.91	188	325	P	V
		10640	40.39	-13.61	54	46.83	39.78	14.69	60.91	188	325	A	V
		15960	47.67	-26.33	74	53.94	37.26	17.23	60.76	100	0	P	V
		17989	60.47	-13.53	74	50.01	48.8	18.93	57.27	320	354	P	V
		17989	50.16	-3.84	54	39.7	48.8	18.93	57.27	320	354	A	V
Remark	1. No other spurious found. 2. All results are PASS against Peak and Average limit line.												

Band 2 5250~5350MHz

WIFI 802.11n HT40 (Band Edge @ 3m)

WIFI Ant. 1	Note	Frequency (MHz)	Level (dBμV/m)	Over Limit (dB)	Limit Line (dBμV/m)	Read Level (dBμV)	Antenna Factor (dB/m)	Path Loss (dB)	Preamp Factor (dB)	Ant Pos (cm)	Table Pos (deg)	Peak Avg. (P/A)	Pol. (H/V)
802.11n HT40 CH 54 5270MHz		5142.8	51.75	-22.25	74	39.97	31.8	9.99	30.01	203	353	P	H
		5148.24	42.55	-11.45	54	30.76	31.8	10	30.01	203	353	A	H
	*	5270	105.51	-	-	94.2	31.2	10.11	30	203	353	P	H
	*	5270	97.25	-	-	85.94	31.2	10.11	30	203	353	A	H
		5356.8	55.46	-18.54	74	44.14	31.14	10.18	30	203	353	P	H
		5351.52	47.37	-6.63	54	36.09	31.11	10.17	30	203	353	A	H
		5147.22	52.49	-21.51	74	40.71	31.8	9.99	30.01	203	68	P	V
		5149.6	45.09	-8.91	54	33.3	31.8	10	30.01	203	68	A	V
	*	5270	110.19	-	-	98.88	31.2	10.11	30	203	68	P	V
	*	5270	102.39	-	-	91.08	31.2	10.11	30	203	68	A	V
		5352.96	59.86	-14.14	74	48.57	31.12	10.17	30	203	68	P	V
		5350.08	51.93	-2.07	54	40.66	31.1	10.17	30	203	68	A	V
802.11n HT40 CH 62 5310MHz		5092.82	50.46	-23.54	74	38.74	31.79	9.94	30.01	204	353	P	H
		5090.1	40.61	-13.39	54	28.91	31.78	9.93	30.01	204	353	A	H
	*	5310	101.49	-	-	90.17	31.18	10.14	30	204	353	P	H
	*	5310	93.3	-	-	81.98	31.18	10.14	30	204	353	A	H
		5352.48	58.71	-15.29	74	47.43	31.11	10.17	30	204	353	P	H
		5350.56	48.97	-5.03	54	37.7	31.1	10.17	30	204	353	A	H
		5072.08	50.32	-23.68	74	38.68	31.74	9.92	30.02	210	68	P	V
		5146.2	41.13	-12.87	54	29.35	31.8	9.99	30.01	210	68	A	V
	*	5310	106.27	-	-	94.95	31.18	10.14	30	210	68	P	V
	*	5310	98.31	-	-	86.99	31.18	10.14	30	210	68	A	V
		5354.4	61.75	-12.25	74	50.45	31.13	10.17	30	210	68	P	V
		5351.76	53.28	-0.72	54	42	31.11	10.17	30	210	68	A	V
Remark	1. No other spurious found. 2. All results are PASS against Peak and Average limit line.												

Band 2 5250~5350MHz

WIFI 802.11n HT40 (Harmonic @ 3m)

WIFI Ant. 1	Note	Frequency (MHz)	Level (dBμV/m)	Over Limit (dB)	Limit Line (dBμV/m)	Read Level (dBμV)	Antenna Factor (dB/m)	Path Loss (dB)	Preamp Factor (dB)	Ant Pos (cm)	Table Pos (deg)	Peak Avg. (P/A)	Pol. (H/V)
802.11n HT40 CH 54 5270MHz		10540	49.42	-18.78	68.2	56	39.7	14.64	60.92	100	0	P	H
		15810	47.03	-26.97	74	54.1	37.11	17.15	61.33	100	0	P	H
		18000	60.05	-13.95	74	49.35	49	18.94	57.24	369	366	P	H
		18000	50.27	-3.73	54	39.57	49	18.94	57.24	369	366	A	H
		10540	47.98	-20.22	68.2	54.56	39.7	14.64	60.92	100	0	P	V
		15810	46.7	-27.3	74	53.77	37.11	17.15	61.33	100	0	P	V
		17978	59.6	-14.4	74	49.36	48.6	18.93	57.29	388	355	P	V
		17978	49.81	-4.19	54	39.57	48.6	18.93	57.29	388	355	A	V
802.11n HT40 CH 62 5310MHz		10620	49.44	-24.56	74	55.93	39.74	14.68	60.91	100	0	P	H
		15930	44.91	-29.09	74	51.34	37.23	17.22	60.88	100	0	P	H
		17989	60.3	-13.7	74	49.84	48.8	18.93	57.27	390	346	P	H
		17989	50.15	-3.85	54	39.69	48.8	18.93	57.27	390	346	A	H
		10620	47.73	-26.27	74	54.22	39.74	14.68	60.91	100	0	P	V
		15930	45.55	-28.45	74	51.98	37.23	17.22	60.88	100	0	P	V
		18000	60.17	-13.83	74	49.47	49	18.94	57.24	378	370	P	V
		18000	50.39	-3.61	54	39.69	49	18.94	57.24	378	370	A	V
Remark	1. No other spurious found. 2. All results are PASS against Peak and Average limit line.												

Band 2 5250~5350MHz

WIFI 802.11ac VHT80 (Band Edge @ 3m)

WIFI Ant. 1	Note	Frequency (MHz)	Level (dBμV/m)	Over Limit (dB)	Limit Line (dBμV/m)	Read Level (dBμV)	Antenna Factor (dB/m)	Path Loss (dB)	Preamp Factor (dB)	Ant Pos (cm)	Table Pos (deg)	Peak Avg. (P/A)	Pol. (H/V)
802.11ac VHT80 CH 58 5290MHz		5148.24	50.85	-23.15	74	39.06	31.8	10	30.01	294	331	P	H
		5149.6	44.23	-9.77	54	32.44	31.8	10	30.01	294	331	A	H
	*	5290	98.34	-	-	87.02	31.2	10.12	30	294	331	P	H
	*	5290	90.58	-	-	79.26	31.2	10.12	30	294	331	A	H
		5352.48	56.76	-17.24	74	45.48	31.11	10.17	30	294	331	P	H
		5387.52	48.84	-5.16	54	37.31	31.33	10.2	30	294	331	A	H
		5146.54	52.82	-21.18	74	41.04	31.8	9.99	30.01	202	69	P	V
		5147.22	45.55	-8.45	54	33.77	31.8	9.99	30.01	202	69	A	V
	*	5290	101.88	-	-	90.56	31.2	10.12	30	202	69	P	V
	*	5290	95.14	-	-	83.82	31.2	10.12	30	202	69	A	V
		5352	58.94	-15.06	74	47.66	31.11	10.17	30	202	69	P	V
		5361.12	52.53	-1.47	54	41.18	31.17	10.18	30	202	69	A	V
Remark	1. No other spurious found. 2. All results are PASS against Peak and Average limit line.												

Band 2 5250~5350MHz

WIFI 802.11ac VHT80 (Harmonic @ 3m)

WIFI Ant. 1	Note	Frequency (MHz)	Level (dBμV/m)	Over Limit (dB)	Limit Line (dBμV/m)	Read Level (dBμV)	Antenna Factor (dB/m)	Path Loss (dB)	Preamp Factor (dB)	Ant Pos (cm)	Table Pos (deg)	Peak Avg. (P/A)	Pol. (H/V)
802.11ac VHT80 CH 58 5290MHz		10580	47.21	-20.99	68.2	53.77	39.7	14.66	60.92	100	0	P	H
		15870	45.67	-28.33	74	52.42	37.17	17.18	61.1	100	0	P	H
		17989	59.26	-14.74	74	48.8	48.8	18.93	57.27	386	369	P	H
		17989	49.34	-4.66	54	38.88	48.8	18.93	57.27	386	369	A	H
		10580	47.3	-20.9	68.2	53.86	39.7	14.66	60.92	100	0	P	V
		15870	45.92	-28.08	74	52.67	37.17	17.18	61.1	100	0	P	V
		17989	59.5	-14.5	74	49.04	48.8	18.93	57.27	376	348	P	V
		17989	49.73	-4.27	54	39.27	48.8	18.93	57.27	376	348	A	V
Remark	1. No other spurious found. 2. All results are PASS against Peak and Average limit line.												

Band 3 - 5470~5725MHz

WIFI 802.11a (Band Edge @ 3m)

WIFI Ant. 1	Note	Frequency (MHz)	Level (dBμV/m)	Over Limit (dB)	Limit Line (dBμV/m)	Read Level (dBμV)	Antenna Factor (dB/m)	Path Loss (dB)	Preamp Factor (dB)	Ant Pos (cm)	Table Pos (deg)	Peak Avg. (P/A)	Pol. (H/V)
802.11a CH 100 5500MHz		5453.68	53.7	-20.3	74	41.83	31.6	10.26	29.99	203	341	P	H
		5468.56	56.87	-11.33	68.2	44.99	31.6	10.27	29.99	203	341	P	H
		5459.28	44.59	-9.41	54	32.72	31.6	10.26	29.99	203	341	A	H
	*	5500	105.57	-	-	93.66	31.6	10.3	29.99	203	341	P	H
	*	5500	98.04	-	-	86.13	31.6	10.3	29.99	203	341	A	H
		5458	60.96	-13.04	74	49.09	31.6	10.26	29.99	101	99	P	V
		5469.52	65.85	-2.35	68.2	53.97	31.6	10.27	29.99	101	99	P	V
		5460	49.7	-4.3	54	37.83	31.6	10.26	29.99	101	99	A	V
	*	5500	110.9	-	-	98.99	31.6	10.3	29.99	101	99	P	V
	*	5500	103.27	-	-	91.36	31.6	10.3	29.99	101	99	A	V
802.11a CH 116 5580MHz		5377.6	48.67	-25.33	74	37.21	31.27	10.19	30	213	315	P	H
		5467.12	48.74	-19.46	68.2	36.86	31.6	10.27	29.99	213	315	P	H
		5457.52	39.51	-14.49	54	27.64	31.6	10.26	29.99	213	315	A	H
	*	5580	104.64	-	-	92.77	31.56	10.36	30.05	213	315	P	H
	*	5580	96.91	-	-	85.04	31.56	10.36	30.05	213	315	A	H
		5762.48	48.3	-19.9	68.2	36.12	31.8	10.56	30.18	213	315	P	H
		5416.96	50.64	-23.36	74	38.94	31.47	10.22	29.99	100	107	P	V
		5468.56	51.68	-16.52	68.2	39.8	31.6	10.27	29.99	100	107	P	V
		5459.92	41.99	-12.01	54	30.12	31.6	10.26	29.99	100	107	A	V
	*	5580	111.97	-	-	100.1	31.56	10.36	30.05	100	107	P	V
	*	5580	104.33	-	-	92.46	31.56	10.36	30.05	100	107	A	V
		5732.87	49.66	-18.54	68.2	37.52	31.77	10.53	30.16	100	107	P	V
802.11a CH 140 5700MHz	*	5700	106.14	-	-	94.08	31.7	10.49	30.13	219	334	P	H
	*	5700	98.56	-	-	86.5	31.7	10.49	30.13	219	334	A	H
		5726.68	61.78	-6.42	68.2	49.66	31.75	10.52	30.15	219	334	P	H
	*	5700	108.45	-	-	96.39	31.7	10.49	30.13	194	95	P	V
	*	5700	100.95	-	-	88.89	31.7	10.49	30.13	194	95	A	V
		5725.4	62.51	-5.69	68.2	50.39	31.75	10.52	30.15	194	95	P	V
Remark	1. No other spurious found. 2. All results are PASS against Peak and Average limit line.												

Band 3 - 5470~5725MHz

WIFI 802.11a (Harmonic @ 3m)

WIFI Ant. 1	Note	Frequency (MHz)	Level (dBμV/m)	Over Limit (dB)	Limit Line (dBμV/m)	Read Level (dBμV)	Antenna Factor (dB/m)	Path Loss (dB)	Preamp Factor (dB)	Ant Pos (cm)	Table Pos (deg)	Peak Avg. (P/A)	Pol. (H/V)
802.11a CH 100 5500MHz		11000	49.23	-24.77	74	54.81	40.4	14.88	60.86	100	0	P	H
		16500	53.79	-14.41	68.2	55.77	38.9	17.68	58.56	100	0	P	H
		17989	60.09	-13.91	74	49.63	48.8	18.93	57.27	100	12	P	H
		17989	49.04	-4.96	54	38.58	48.8	18.93	57.27	100	12	A	H
		11000	49.7	-24.3	74	55.28	40.4	14.88	60.86	100	0	P	V
		16500	53.32	-14.88	68.2	55.3	38.9	17.68	58.56	100	0	P	V
		18000	59.7	-14.3	74	49	49	18.94	57.24	100	21	P	V
		18000	48.83	-5.17	54	38.13	49	18.94	57.24	100	21	A	V
802.11a CH 116 5580MHz		11160	52.86	-21.14	74	58.8	39.96	14.96	60.86	218	296	P	H
		11160	42.35	-11.65	54	48.29	39.96	14.96	60.86	218	296	A	H
		16740	56.44	-11.76	68.2	57.25	39.94	17.88	58.63	100	0	P	H
		18000	59.5	-14.5	74	48.8	49	18.94	57.24	100	11	P	H
		18000	48.95	-5.05	54	38.25	49	18.94	57.24	100	11	A	H
		11160	49.8	-24.2	74	55.74	39.96	14.96	60.86	100	0	P	V
		16740	56.09	-12.11	68.2	56.9	39.94	17.88	58.63	100	0	P	V
		18000	59.85	-14.15	74	49.15	49	18.94	57.24	100	32	P	V
		18000	48.96	-5.04	54	38.26	49	18.94	57.24	100	32	A	V
802.11a CH 140 5700MHz		11400	47.17	-26.83	74	52.96	40	15.08	60.87	100	0	P	H
		17100	51.85	-16.35	68.2	51.71	40.6	18.18	58.64	100	0	P	H
		18000	59.13	-14.87	74	48.43	49	18.94	57.24	100	15	P	H
		18000	49.35	-4.65	54	38.65	49	18.94	57.24	100	15	A	H
		11400	48.58	-25.42	74	54.37	40	15.08	60.87	100	0	P	V
		17100	52.2	-16	68.2	52.06	40.6	18.18	58.64	100	0	P	V
		17989	59.98	-14.02	74	49.52	48.8	18.93	57.27	100	22	P	V
		17989	48.82	-5.18	54	38.36	48.8	18.93	57.27	100	22	A	V
Remark	1. No other spurious found. 2. All results are PASS against Peak and Average limit line.												

Band 3 - 5470~5725MHz

WIFI 802.11n HT20 (Band Edge @ 3m)

WIFI Ant. 1	Note	Frequency (MHz)	Level (dBμV/m)	Over Limit (dB)	Limit Line (dBμV/m)	Read Level (dBμV)	Antenna Factor (dB/m)	Path Loss (dB)	Preamp Factor (dB)	Ant Pos (cm)	Table Pos (deg)	Peak Avg. (P/A)	Pol. (H/V)
802.11n HT20 CH 100 5500MHz		5459.92	54.26	-19.74	74	42.39	31.6	10.26	29.99	218	342	P	H
		5468.56	60.97	-7.23	68.2	49.09	31.6	10.27	29.99	218	342	P	H
		5460	45.01	-8.99	54	33.14	31.6	10.26	29.99	218	342	A	H
	*	5500	106.37	-	-	94.46	31.6	10.3	29.99	218	342	P	H
	*	5500	97.53	-	-	85.62	31.6	10.3	29.99	218	342	A	H
		5460.08	58.11	-10.09	68.2	46.24	31.6	10.26	29.99	191	121	P	V
		5467.76	64.64	-3.56	68.2	52.76	31.6	10.27	29.99	191	121	P	V
		5459.92	48.7	-5.3	54	36.83	31.6	10.26	29.99	191	121	A	V
	*	5500	110.54	-	-	98.63	31.6	10.3	29.99	191	121	P	V
	*	5500	102.42	-	-	90.51	31.6	10.3	29.99	191	121	A	V
802.11n HT20 CH 116 5580MHz		5446.96	49.99	-24.01	74	38.14	31.59	10.25	29.99	219	338	P	H
		5462.8	48.96	-19.24	68.2	37.09	31.6	10.26	29.99	219	338	P	H
		5456.08	39.79	-14.21	54	27.92	31.6	10.26	29.99	219	338	A	H
	*	5580	108.63	-	-	96.76	31.56	10.36	30.05	219	338	P	H
	*	5580	99.82	-	-	87.95	31.56	10.36	30.05	219	338	A	H
		5727.2	49.1	-19.1	68.2	36.98	31.75	10.52	30.15	219	338	P	H
		5453.92	50.29	-23.71	74	38.42	31.6	10.26	29.99	184	124	P	V
		5460.4	50.45	-17.75	68.2	38.58	31.6	10.26	29.99	184	124	P	V
		5459.68	41.19	-12.81	54	29.32	31.6	10.26	29.99	184	124	A	V
	*	5580	112.79	-	-	100.92	31.56	10.36	30.05	184	124	P	V
	*	5580	104.32	-	-	92.45	31.56	10.36	30.05	184	124	A	V
		5733.5	49.31	-18.89	68.2	37.17	31.77	10.53	30.16	184	124	P	V
802.11n HT20 CH 140 5700MHz	*	5700	106.79	-	-	94.73	31.7	10.49	30.13	206	334	P	H
	*	5700	98.6	-	-	86.54	31.7	10.49	30.13	206	334	A	H
		5727.08	64.4	-3.8	68.2	52.28	31.75	10.52	30.15	206	334	P	H
	*	5700	108.86	-	-	96.8	31.7	10.49	30.13	175	96	P	V
	*	5700	100.58	-	-	88.52	31.7	10.49	30.13	175	96	A	V
		5726.52	65.18	-3.02	68.2	53.06	31.75	10.52	30.15	175	96	P	V
Remark	1. No other spurious found. 2. All results are PASS against Peak and Average limit line.												

Band 3 - 5470~5725MHz

WIFI 802.11n HT20 (Harmonic @ 3m)

WIFI Ant. 1	Note	Frequency (MHz)	Level (dBμV/m)	Over Limit (dB)	Limit Line (dBμV/m)	Read Level (dBμV)	Antenna Factor (dB/m)	Path Loss (dB)	Preamp Factor (dB)	Ant Pos (cm)	Table Pos (deg)	Peak Avg. (P/A)	Pol. (H/V)
802.11n HT20 CH 100 5500MHz		11000	49.99	-24.01	74	55.57	40.4	14.88	60.86	100	0	P	H
		16500	52.53	-15.67	68.2	54.51	38.9	17.68	58.56	100	0	P	H
		17989	59.33	-14.67	74	48.87	48.8	18.93	57.27	100	13	P	H
		17989	48.72	-5.28	54	38.26	48.8	18.93	57.27	100	13	A	H
		11000	49.27	-24.73	74	54.85	40.4	14.88	60.86	100	0	P	V
		16500	53.07	-15.13	68.2	55.05	38.9	17.68	58.56	100	0	P	V
		18000	60.48	-13.52	74	49.78	49	18.94	57.24	100	17	P	V
		18000	48.82	-5.18	54	38.12	49	18.94	57.24	100	17	A	V
802.11n HT20 CH 116 5580MHz		11160	49.74	-24.26	74	55.68	39.96	14.96	60.86	100	0	P	H
		16740	54.83	-13.37	68.2	55.64	39.94	17.88	58.63	100	0	P	H
		17989	59.62	-14.38	74	49.16	48.8	18.93	57.27	100	21	P	H
		17989	48.61	-5.39	54	38.15	48.8	18.93	57.27	100	21	A	H
		11160	53.3	-20.7	74	59.24	39.96	14.96	60.86	224	303	P	V
		11160	43.3	-10.7	54	49.24	39.96	14.96	60.86	224	303	A	V
		16740	56.55	-11.65	68.2	57.36	39.94	17.88	58.63	100	0	P	V
		18000	59.68	-14.32	74	48.98	49	18.94	57.24	100	19	P	V
		18000	48.96	-5.04	54	38.26	49	18.94	57.24	100	19	A	V
802.11n HT20 CH 140 5700MHz		11400	47.34	-26.66	74	53.13	40	15.08	60.87	100	0	P	H
		17100	52.67	-15.53	68.2	52.53	40.6	18.18	58.64	100	0	P	H
		17989	58.91	-15.09	74	48.45	48.8	18.93	57.27	100	28	P	H
		17989	48.44	-5.56	54	37.98	48.8	18.93	57.27	100	28	A	H
		11400	47.17	-26.83	74	52.96	40	15.08	60.87	100	0	P	V
		17100	51.61	-16.59	68.2	51.47	40.6	18.18	58.64	100	0	P	V
		18000	59.9	-14.1	74	49.2	49	18.94	57.24	100	9	P	V
		18000	49.25	-4.75	54	38.55	49	18.94	57.24	100	9	A	V
Remark	1. No other spurious found. 2. All results are PASS against Peak and Average limit line.												

Band 3 - 5470~5725MHz

WIFI 802.11n HT40 (Band Edge @ 3m)

WIFI Ant. 1	Note	Frequency (MHz)	Level (dBµV/m)	Over Limit (dB)	Limit Line (dBµV/m)	Read Level (dBµV)	Antenna Factor (dB/m)	Path Loss (dB)	Preamp Factor (dB)	Ant Pos (cm)	Table Pos (deg)	Peak Avg. (P/A)	Pol. (H/V)
802.11n HT40 CH 102 5510MHz		5452.33	54.24	-19.76	74	42.38	31.6	10.25	29.99	245	338	P	H
		5469.34	59.95	-8.25	68.2	48.07	31.6	10.27	29.99	245	338	P	H
		5459.89	46.15	-7.85	54	34.28	31.6	10.26	29.99	245	338	A	H
	*	5510	100.19	-	-	88.31	31.58	10.3	30	245	338	P	H
	*	5510	92.59	-	-	80.71	31.58	10.3	30	245	338	A	H
		5750.195	48.97	-19.23	68.2	36.79	31.8	10.55	30.17	245	338	P	H
		5459.89	62.65	-11.35	74	50.78	31.6	10.26	29.99	100	121	P	V
		5465.83	66.67	-1.53	68.2	54.79	31.6	10.27	29.99	100	121	P	V
		5459.89	51.79	-2.21	54	39.92	31.6	10.26	29.99	100	121	A	V
	*	5510	105.26	-	-	93.38	31.58	10.3	30	100	121	P	V
	*	5510	97.6	-	-	85.72	31.58	10.3	30	100	121	A	V
		5759.015	49.18	-19.02	68.2	37.01	31.8	10.55	30.18	100	121	P	V
802.11n HT40 CH 110 5550MHz		5448.55	58.07	-15.93	74	46.22	31.59	10.25	29.99	227	341	P	H
		5468.8	59.1	-9.1	68.2	47.22	31.6	10.27	29.99	227	341	P	H
		5459.89	46.82	-7.18	54	34.95	31.6	10.26	29.99	227	341	A	H
	*	5550	105.16	-	-	93.35	31.5	10.34	30.03	227	341	P	H
	*	5550	96.94	-	-	85.13	31.5	10.34	30.03	227	341	A	H
		5733.185	49.44	-18.76	68.2	37.3	31.77	10.53	30.16	227	341	P	H
		5455.3	61.33	-12.67	74	49.46	31.6	10.26	29.99	100	114	P	V
		5465.83	65.28	-2.92	68.2	53.4	31.6	10.27	29.99	100	114	P	V
		5459.89	52.03	-1.97	54	40.16	31.6	10.26	29.99	100	114	A	V
	*	5550	110.78	-	-	98.97	31.5	10.34	30.03	100	114	P	V
	*	5550	102.03	-	-	90.22	31.5	10.34	30.03	100	114	A	V
		5755.235	50.87	-17.33	68.2	38.69	31.8	10.55	30.17	100	114	P	V

WIFI Ant. 1	Note	Frequency (MHz)	Level (dBμV/m)	Over Limit (dB)	Limit Line (dBμV/m)	Read Level (dBμV)	Antenna Factor (dB/m)	Path Loss (dB)	Preamp Factor (dB)	Ant Pos (cm)	Table Pos (deg)	Peak Avg. (P/A)	Pol. (H/V)
802.11n HT40 CH 134 5670MHz		5382.56	48.93	-25.07	74	37.43	31.3	10.2	30	219	337	P	H
		5461.74	48.76	-19.44	68.2	36.89	31.6	10.26	29.99	219	337	P	H
		5447.68	40.5	-13.5	54	28.65	31.59	10.25	29.99	219	337	A	H
	*	5670	103.55	-	-	91.5	31.7	10.46	30.11	219	337	P	H
	*	5670	95.96	-	-	83.91	31.7	10.46	30.11	219	337	A	H
		5726.325	62.52	-5.68	68.2	50.4	31.75	10.52	30.15	219	337	P	H
		5407.35	49.98	-24.02	74	38.33	31.43	10.22	30	165	100	P	V
		5469.51	48.96	-19.24	68.2	37.08	31.6	10.27	29.99	165	100	P	V
		5439.17	41.31	-12.69	54	29.5	31.56	10.24	29.99	165	100	A	V
	*	5670	106	-	-	93.95	31.7	10.46	30.11	165	100	P	V
	*	5670	98.76	-	-	86.71	31.7	10.46	30.11	165	100	A	V
		5725.975	63.87	-4.33	68.2	51.75	31.75	10.52	30.15	165	100	P	V
Remark	1. No other spurious found. 2. All results are PASS against Peak and Average limit line.												

Band 3 - 5470~5725MHz

WIFI 802.11n HT40 (Harmonic @ 3m)

WIFI Ant. 1	Note	Frequency (MHz)	Level (dBμV/m)	Over Limit (dB)	Limit Line (dBμV/m)	Read Level (dBμV)	Antenna Factor (dB/m)	Path Loss (dB)	Preamp Factor (dB)	Ant Pos (cm)	Table Pos (deg)	Peak Avg. (P/A)	Pol. (H/V)
802.11n HT40 CH 102 5510MHz		11020	49.84	-24.16	74	55.45	40.36	14.89	60.86	100	0	P	H
		16530	47.88	-20.32	68.2	49.88	38.87	17.7	58.57	100	0	P	H
		17989	59.81	-14.19	74	49.35	48.8	18.93	57.27	100	12	P	H
		17989	49.01	-4.99	54	38.55	48.8	18.93	57.27	100	12	A	H
		11020	49.65	-24.35	74	55.26	40.36	14.89	60.86	100	0	P	V
		16530	48.13	-20.07	68.2	50.13	38.87	17.7	58.57	100	0	P	V
		17989	59.39	-14.61	74	48.93	48.8	18.93	57.27	100	13	P	V
		17989	48.83	-5.17	54	38.37	48.8	18.93	57.27	100	13	A	V
802.11n HT40 CH 110 5550MHz		11100	53.62	-20.38	74	59.35	40.2	14.93	60.86	239	31	P	H
		11100	44.15	-9.85	54	49.88	40.2	14.93	60.86	239	31	A	H
		16650	51.92	-16.28	68.2	53.47	39.25	17.8	58.6	100	0	P	H
		17989	59.61	-14.39	74	49.15	48.8	18.93	57.27	100	20	P	H
		17989	48.64	-5.36	54	38.18	48.8	18.93	57.27	100	20	A	H
		11100	49.52	-24.48	74	55.25	40.2	14.93	60.86	100	0	P	V
		16650	53.47	-14.73	68.2	55.02	39.25	17.8	58.6	100	0	P	V
		18000	60.38	-13.62	74	49.68	49	18.94	57.24	100	21	P	V
		18000	49.27	-4.73	54	38.57	49	18.94	57.24	100	21	A	V
802.11n HT40 CH 134 5670MHz		11340	47.59	-26.41	74	53.47	39.94	15.05	60.87	100	0	P	H
		17010	50.46	-17.74	68.2	50.44	40.6	18.11	58.69	100	0	P	H
		18000	58.77	-15.23	74	48.07	49	18.94	57.24	100	19	P	H
		18000	48.98	-5.02	54	38.28	49	18.94	57.24	100	19	A	H
		11340	48.14	-25.86	74	54.02	39.94	15.05	60.87	100	0	P	V
		17010	50.54	-17.66	68.2	50.52	40.6	18.11	58.69	100	0	P	V
		18000	59.36	-14.64	74	48.66	49	18.94	57.24	100	34	P	V
		18000	49.35	-4.65	54	38.65	49	18.94	57.24	100	34	A	V
Remark	1. No other spurious found. 2. All results are PASS against Peak and Average limit line.												

Band 3 - 5470~5725MHz

WIFI 802.11ac VHT80 (Band Edge @ 3m)

WIFI Ant. 1	Note	Frequency (MHz)	Level (dBμV/m)	Over Limit (dB)	Limit Line (dBμV/m)	Read Level (dBμV)	Antenna Factor (dB/m)	Path Loss (dB)	Preamp Factor (dB)	Ant Pos (cm)	Table Pos (deg)	Peak Avg. (P/A)	Pol. (H/V)
802.11ac VHT80 CH 106 5530MHz		5457.52	52.52	-21.48	74	40.65	31.6	10.26	29.99	294	328	P	H
		5463.76	53.8	-14.4	68.2	41.93	31.6	10.26	29.99	294	328	P	H
		5459.68	46.66	-7.34	54	34.79	31.6	10.26	29.99	294	328	A	H
	*	5530	92.77	-	-	80.92	31.54	10.32	30.01	294	328	P	H
	*	5530	86.03	-	-	74.18	31.54	10.32	30.01	294	328	A	H
		5734.13	48.59	-19.61	68.2	36.45	31.77	10.53	30.16	294	328	P	H
		5458.96	58.13	-15.87	74	46.26	31.6	10.26	29.99	100	113	P	V
		5468.8	62.36	-5.84	68.2	50.48	31.6	10.27	29.99	100	113	P	V
		5457.04	52.62	-1.38	54	40.75	31.6	10.26	29.99	100	113	A	V
	*	5530	98.79	-	-	86.94	31.54	10.32	30.01	100	113	P	V
	*	5530	90.72	-	-	78.87	31.54	10.32	30.01	100	113	A	V
		5756.495	48.42	-19.78	68.2	36.24	31.8	10.55	30.17	100	113	P	V
802.11ac VHT80 CH 122 5610MHz		5454.4	54.04	-19.96	74	42.17	31.6	10.26	29.99	308	316	P	H
		5468.8	55.61	-12.59	68.2	43.73	31.6	10.27	29.99	308	316	P	H
		5458.96	47.77	-6.23	54	35.9	31.6	10.26	29.99	308	316	A	H
	*	5610	100.78	-	-	88.84	31.62	10.39	30.07	308	316	P	H
	*	5610	93.53	-	-	81.59	31.62	10.39	30.07	308	316	A	H
		5725.94	55.75	-12.45	68.2	43.63	31.75	10.52	30.15	308	316	P	H
		5458.72	59.6	-14.4	74	47.73	31.6	10.26	29.99	102	86	P	V
		5469.04	62.1	-6.1	68.2	50.22	31.6	10.27	29.99	102	86	P	V
		5459.44	53.25	-0.75	54	41.38	31.6	10.26	29.99	102	86	A	V
	*	5610	105.41	-	-	93.47	31.62	10.39	30.07	102	86	P	V
	*	5610	98.54	-	-	86.6	31.62	10.39	30.07	102	86	A	V
		5742.32	60.84	-7.36	68.2	48.68	31.78	10.54	30.16	102	86	P	V
Remark	1. No other spurious found. 2. All results are PASS against Peak and Average limit line.												

Band 3 5470~5725MHz

WIFI 802.11ac VHT80 (Harmonic @ 3m)

WIFI Ant. 1	Note	Frequency (MHz)	Level (dBμV/m)	Over Limit (dB)	Limit Line (dBμV/m)	Read Level (dBμV)	Antenna Factor (dB/m)	Path Loss (dB)	Preamp Factor (dB)	Ant Pos (cm)	Table Pos (deg)	Peak Avg. (P/A)	Pol. (H/V)
802.11ac VHT80 CH 106 5530MHz		11060	48.56	-25.44	74	54.23	40.28	14.91	60.86	100	0	P	H
		16590	47.24	-20.96	68.2	49.27	38.81	17.75	58.59	100	0	P	H
		18000	58.39	-15.61	74	47.69	49	18.94	57.24	100	17	P	H
		18000	48.96	-5.04	54	38.26	49	18.94	57.24	100	17	A	H
		11060	49.36	-24.64	74	55.03	40.28	14.91	60.86	100	0	P	V
		16590	47.92	-20.28	68.2	49.95	38.81	17.75	58.59	100	0	P	V
		18000	58.58	-15.42	74	47.88	49	18.94	57.24	100	18	P	V
		18000	48.97	-5.03	54	38.27	49	18.94	57.24	100	18	A	V
802.11ac VHT80 CH 122 5610MHz		11220	47.74	-26.26	74	53.79	39.82	14.99	60.86	100	0	P	H
		16830	50.53	-17.67	68.2	50.89	40.33	17.96	58.65	100	0	P	H
		18000	58.44	-15.56	74	47.74	49	18.94	57.24	100	21	P	H
		18000	49.22	-4.78	54	38.52	49	18.94	57.24	100	21	A	H
		11220	47.99	-26.01	74	54.04	39.82	14.99	60.86	100	0	P	V
		16830	50.43	-17.77	68.2	50.79	40.33	17.96	58.65	100	0	P	V
		18000	59.49	-14.51	74	48.79	49	18.94	57.24	100	17	P	V
		18000	49.25	-4.75	54	38.55	49	18.94	57.24	100	17	A	V
Remark	1. No other spurious found. 2. All results are PASS against Peak and Average limit line.												

Band 3 - Straddle Channel

WIFI 802.11a (Band Edge @ 3m)

WIFI Ant. 1	Note	Frequency (MHz)	Level (dBμV/m)	Over Limit (dB)	Limit Line (dBμV/m)	Read Level (dBμV)	Antenna Factor (dB/m)	Path Loss (dB)	Preamp Factor (dB)	Ant Pos (cm)	Table Pos (deg)	Peak Avg. (P/A)	Pol. (H/V)
802.11a CH 144 5720MHz		5453.35	48.43	-25.57	74	36.56	31.6	10.26	29.99	220	335	P	H
		5461.93	49.35	-18.85	68.2	37.48	31.6	10.26	29.99	220	335	P	H
		5397.19	39.33	-14.67	54	27.74	31.38	10.21	30	220	335	A	H
	*	5720	109.35	-	-	97.25	31.74	10.51	30.15	220	335	P	H
	*	5720	101.72	-	-	89.62	31.74	10.51	30.15	220	335	A	H
		5902.75	50.52	-17.68	68.2	38.02	32.11	10.67	30.28	220	335	P	H
		5449.06	49.84	-24.16	74	37.98	31.6	10.25	29.99	171	95	P	V
		5468.17	48.47	-19.73	68.2	36.59	31.6	10.27	29.99	171	95	P	V
		5401.48	40.65	-13.35	54	29.03	31.41	10.21	30	171	95	A	V
	*	5720	110.89	-	-	98.79	31.74	10.51	30.15	171	95	P	V
	*	5720	103.24	-	-	91.14	31.74	10.51	30.15	171	95	A	V
		5919	50.06	-18.14	68.2	37.53	32.14	10.68	30.29	171	95	P	V
Remark	1. No other spurious found. 2. All results are PASS against Peak and Average limit line.												

Band 3 - Straddle Channel

WIFI 802.11a (Harmonic @ 3m)

WIFI Ant. 1	Note	Frequency (MHz)	Level (dBμV/m)	Over Limit (dB)	Limit Line (dBμV/m)	Read Level (dBμV)	Antenna Factor (dB/m)	Path Loss (dB)	Preamp Factor (dB)	Ant Pos (cm)	Table Pos (deg)	Peak Avg. (P/A)	Pol. (H/V)
802.11a CH 144 5720MHz		11440	48.35	-25.65	74	54.08	40.04	15.1	60.87	100	0	P	H
		17160	54.88	-13.32	68.2	54.53	40.72	18.23	58.6	100	0	P	H
		18000	59.84	-14.16	74	49.14	49	18.94	57.24	100	22	P	H
		18000	49.18	-4.82	54	38.48	49	18.94	57.24	100	22	A	H
		11440	47.26	-26.74	74	52.99	40.04	15.1	60.87	100	0	P	V
		17160	54.98	-13.22	68.2	54.63	40.72	18.23	58.6	100	0	P	V
		17989	59.57	-14.43	74	49.11	48.8	18.93	57.27	100	21	P	V
		17989	49.05	-4.95	54	38.59	48.8	18.93	57.27	100	21	A	V
Remark	1. No other spurious found. 2. All results are PASS against Peak and Average limit line.												

Band 3 - Straddle Channel

WIFI 802.11n HT20 (Band Edge @ 3m)

WIFI Ant. 1	Note	Frequency (MHz)	Level (dBμV/m)	Over Limit (dB)	Limit Line (dBμV/m)	Read Level (dBμV)	Antenna Factor (dB/m)	Path Loss (dB)	Preamp Factor (dB)	Ant Pos (cm)	Table Pos (deg)	Peak Avg. (P/A)	Pol. (H/V)
802.11n HT20 CH 144 5720MHz		5451.79	49.02	-24.98	74	37.16	31.6	10.25	29.99	200	337	P	H
		5469.34	48.12	-20.08	68.2	36.24	31.6	10.27	29.99	200	337	P	H
		5418.64	39.36	-14.64	54	27.65	31.47	10.23	29.99	200	337	A	H
	*	5720	109.32	-	-	97.22	31.74	10.51	30.15	200	337	P	H
	*	5720	101.41	-	-	89.31	31.74	10.51	30.15	200	337	A	H
		5940	49.69	-18.51	68.2	37.12	32.18	10.7	30.31	200	337	P	H
		5404.21	50.01	-23.99	74	38.38	31.42	10.21	30	200	93	P	V
		5461.54	49.46	-18.74	68.2	37.59	31.6	10.26	29.99	200	93	P	V
		5401.48	40.45	-13.55	54	28.83	31.41	10.21	30	200	93	A	V
	*	5720	111.01	-	-	98.91	31.74	10.51	30.15	200	93	P	V
	*	5720	102.34	-	-	90.24	31.74	10.51	30.15	200	93	A	V
		5853.5	50.34	-17.86	68.2	37.93	32.01	10.64	30.24	200	93	P	V
Remark	1. No other spurious found. 2. All results are PASS against Peak and Average limit line.												

Band 3 - Straddle Channel

WIFI 802.11n HT20 (Harmonic @ 3m)

WIFI Ant. 1	Note	Frequency (MHz)	Level (dBμV/m)	Over Limit (dB)	Limit Line (dBμV/m)	Read Level (dBμV)	Antenna Factor (dB/m)	Path Loss (dB)	Preamp Factor (dB)	Ant Pos (cm)	Table Pos (deg)	Peak Avg. (P/A)	Pol. (H/V)
802.11n HT20 CH 144 5720MHz		11440	49.44	-24.56	74	55.17	40.04	15.1	60.87	100	0	P	H
		17160	54.88	-13.32	68.2	54.53	40.72	18.23	58.6	100	0	P	H
		17989	59.22	-14.78	74	48.76	48.8	18.93	57.27	100	24	P	H
		17989	49.09	-4.91	54	38.63	48.8	18.93	57.27	100	24	A	H
		11440	48.39	-25.61	74	54.12	40.04	15.1	60.87	100	0	P	V
		17160	54.13	-14.07	68.2	53.78	40.72	18.23	58.6	100	0	P	V
		18000	59.79	-14.21	74	49.09	49	18.94	57.24	100	14	P	V
		18000	48.96	-5.04	54	38.26	49	18.94	57.24	100	14	A	V
Remark	1. No other spurious found. 2. All results are PASS against Peak and Average limit line.												

Band 3 - Straddle Channel

WIFI 802.11n HT40 (Band Edge @ 3m)

WIFI Ant. 1	Note	Frequency (MHz)	Level (dBμV/m)	Over Limit (dB)	Limit Line (dBμV/m)	Read Level (dBμV)	Antenna Factor (dB/m)	Path Loss (dB)	Preamp Factor (dB)	Ant Pos (cm)	Table Pos (deg)	Peak Avg. (P/A)	Pol. (H/V)
802.11n HT40 CH 142 5710MHz		5440.09	48.65	-25.35	74	36.84	31.56	10.24	29.99	217	335	P	H
		5470.12	48.36	-101.64	150	36.48	31.6	10.27	29.99	217	335	P	H
		5457.25	40.3	-13.7	54	28.43	31.6	10.26	29.99	217	335	A	H
	*	5710	106.56	-	-	94.48	31.72	10.5	30.14	217	335	P	H
	*	5710	100.58	-	-	88.5	31.72	10.5	30.14	217	335	A	H
		5858	50.31	-17.89	68.2	37.9	32.02	10.64	30.25	217	335	P	H
		5441.65	50.14	-23.86	74	38.31	31.57	10.25	29.99	176	97	P	V
		5463.49	49.48	-18.72	68.2	37.61	31.6	10.26	29.99	176	97	P	V
		5455.69	41.24	-12.76	54	29.37	31.6	10.26	29.99	176	97	A	V
	*	5710	108.32	-	-	96.24	31.72	10.5	30.14	176	97	P	V
	*	5710	100.46	-	-	88.38	31.72	10.5	30.14	176	97	A	V
		5925.25	50.25	-17.95	68.2	37.71	32.15	10.69	30.3	176	97	P	V
Remark	1. No other spurious found. 2. All results are PASS against Peak and Average limit line.												

Band 3 - Straddle Channel

WIFI 802.11n HT40 (Harmonic @ 3m)

WIFI Ant. 1	Note	Frequency (MHz)	Level (dBμV/m)	Over Limit (dB)	Limit Line (dBμV/m)	Read Level (dBμV)	Antenna Factor (dB/m)	Path Loss (dB)	Preamp Factor (dB)	Ant Pos (cm)	Table Pos (deg)	Peak Avg. (P/A)	Pol. (H/V)
802.11n HT40 CH 142 5710MHz		11420	48.4	-25.6	74	54.16	40.02	15.09	60.87	100	0	P	H
		17130	51.15	-17.05	68.2	50.9	40.66	18.21	58.62	100	0	P	H
		17989	58.98	-15.02	74	48.52	48.8	18.93	57.27	100	12	P	H
		17989	48.73	-5.27	54	38.27	48.8	18.93	57.27	100	12	A	H
		11420	48.28	-25.72	74	54.04	40.02	15.09	60.87	100	0	P	V
		17130	52.05	-16.15	68.2	51.8	40.66	18.21	58.62	100	0	P	V
		17989	59.38	-14.62	74	48.92	48.8	18.93	57.27	100	28	P	V
		17989	49.12	-4.88	54	38.66	48.8	18.93	57.27	100	28	A	V
Remark	1. No other spurious found. 2. All results are PASS against Peak and Average limit line.												

Band 3 - Straddle Channel

WIFI 802.11ac VHT80 (Band Edge @ 3m)

WIFI Ant. 1	Note	Frequency (MHz)	Level (dBμV/m)	Over Limit (dB)	Limit Line (dBμV/m)	Read Level (dBμV)	Antenna Factor (dB/m)	Path Loss (dB)	Preamp Factor (dB)	Ant Pos (cm)	Table Pos (deg)	Peak Avg. (P/A)	Pol. (H/V)
802.11ac VHT80 CH 138 5690MHz		5459.98	50.09	-23.91	74	38.22	31.6	10.26	29.99	297	327	P	H
		5470	50.13	-18.07	68.2	38.25	31.6	10.27	29.99	297	327	P	H
		5455.3	43.37	-10.63	54	31.5	31.6	10.26	29.99	297	327	A	H
	*	5690	102.16	-	-	90.11	31.7	10.48	30.13	297	327	P	H
	*	5690	95.08	-	-	83.03	31.7	10.48	30.13	297	327	A	H
		5853.7	54.79	-13.41	68.2	42.38	32.01	10.64	30.24	297	327	P	H
		5459.2	54.03	-19.97	74	42.16	31.6	10.26	29.99	100	107	P	V
		5469.73	54.74	-13.46	68.2	42.86	31.6	10.27	29.99	100	107	P	V
		5452.18	47.27	-6.73	54	35.41	31.6	10.25	29.99	100	107	A	V
	*	5690	105.6	-	-	93.55	31.7	10.48	30.13	100	107	P	V
	*	5690	98.24	-	-	86.19	31.7	10.48	30.13	100	107	A	V
		5850.1	55.82	-12.38	68.2	43.42	32	10.64	30.24	100	107	P	V
Remark	1. No other spurious found. 2. All results are PASS against Peak and Average limit line.												

Band 3 - Straddle Channel

WIFI 802.11ac VHT80 (Harmonic @ 3m)

WIFI Ant. 1	Note	Frequency (MHz)	Level (dBμV/m)	Over Limit (dB)	Limit Line (dBμV/m)	Read Level (dBμV)	Antenna Factor (dB/m)	Path Loss (dB)	Preamp Factor (dB)	Ant Pos (cm)	Table Pos (deg)	Peak Avg. (P/A)	Pol. (H/V)
802.11ac VHT80 CH 138 5690MHz		11380	48.37	-25.63	74	54.19	39.98	15.07	60.87	100	0	P	H
		17070	51.15	-17.05	68.2	51.05	40.6	18.16	58.66	100	0	P	H
		17989	58.81	-15.19	74	48.35	48.8	18.93	57.27	100	9	P	H
		17989	48.94	-5.06	54	38.48	48.8	18.93	57.27	100	9	A	H
		11380	47.61	-26.39	74	53.43	39.98	15.07	60.87	100	0	P	V
		17070	50.66	-17.54	68.2	50.56	40.6	18.16	58.66	100	0	P	V
		17989	59.37	-14.63	74	48.91	48.8	18.93	57.27	100	21	P	V
		17989	49.12	-4.88	54	38.66	48.8	18.93	57.27	100	21	A	V
Remark	1. No other spurious found. 2. All results are PASS against Peak and Average limit line.												

Emission above 18GHz

WIFI 802.11n HT40 (SHF @ 3m)

WIFI Ant. 1	Note	Frequency (MHz)	Level (dBμV/m)	Over Limit (dB)	Limit Line (dBμV/m)	Read Level (dBμV)	Antenna Factor (dB/m)	Path Loss (dB)	Preamp Factor (dB)	Ant Pos (cm)	Table Pos (deg)	Peak Avg. (P/A)	Pol. (H/V)
802.11n HT40 SHF		20512	36.93	-37.07	74	57.22	38.11	6.04	54.9	150	0	P	H
		30676	41.56	-26.64	68.2	59.65	39.7	7.39	55.64	150	0	P	H
		20680	37.64	-36.36	74	57.68	38.24	6.09	54.83	150	0	P	V
		30690	41.62	-26.58	68.2	59.7	39.7	7.4	55.64	150	0	P	V
Remark	1. No other spurious found. 2. All results are PASS against limit line.												

Emission below 1GHz

WIFI 802.11n HT40 (LF @ 3m)

WIFI Ant. 1	Note	Frequency (MHz)	Level (dBμV/m)	Over Limit (dB)	Limit Line (dBμV/m)	Read Level (dBμV)	Antenna Factor (dB/m)	Path Loss (dB)	Preamp Factor (dB)	Ant Pos (cm)	Table Pos (deg)	Peak Avg. (P/A)	Pol. (H/V)
802.11n HT40 LF		30	22.17	-17.83	40	29.46	24.59	0.61	32.49	-	-	P	H
		192.96	26.03	-17.47	43.5	41.82	14.77	1.89	32.45	-	-	P	H
		318.09	21.78	-24.22	46	32.42	19.44	2.43	32.51	-	-	P	H
		456.8	24.39	-21.61	46	30.69	23.27	2.86	32.43	-	-	P	H
		559.62	26.25	-19.75	46	29.6	26.03	3.22	32.6	-	-	P	H
		869.05	32.13	-13.87	46	30.84	29.03	4.04	31.78	100	0	P	H
		58.13	28.98	-11.02	40	48.58	11.94	1.01	32.55	100	0	P	V
		185.2	23.68	-19.82	43.5	39.51	14.79	1.85	32.47	-	-	P	V
		265.71	23.2	-22.8	46	33.5	19.85	2.28	32.43	-	-	P	V
		567.38	26.86	-19.14	46	30.15	26.03	3.25	32.57	-	-	P	V
		763.32	29.9	-16.1	46	30.45	28.09	3.73	32.37	-	-	P	V
		902.03	31	-15	46	29.56	28.96	4.1	31.62	-	-	P	V
Remark	1. No other spurious found. 2. All results are PASS against limit line.												

Band 2 - 5250~5350MHz

WIFI 802.11a (Band Edge @ 3m)

WIFI Ant. 2	Note	Frequency (MHz)	Level (dBµV/m)	Over Limit (dB)	Limit Line (dBµV/m)	Read Level (dBµV)	Antenna Factor (dB/m)	Path Loss (dB)	Preamp Factor (dB)	Ant Pos (cm)	Table Pos (deg)	Peak Avg. (P/A)	Pol. (H/V)
802.11a CH 52 5260MHz		5066.3	49.47	-24.53	74	37.85	31.73	9.91	30.02	211	86	P	H
		5095.88	39.91	-14.09	54	28.19	31.79	9.94	30.01	211	86	A	H
	*	5260	104.27	-	-	92.97	31.2	10.1	30	211	86	P	H
	*	5260	96.53	-	-	85.23	31.2	10.1	30	211	86	A	H
		5422.32	51.08	-22.92	74	39.35	31.49	10.23	29.99	211	86	P	H
		5427.12	41.44	-12.56	54	29.69	31.51	10.23	29.99	211	86	A	H
		5102	50.51	-23.49	74	38.77	31.8	9.95	30.01	182	68	P	V
		5097.92	41.87	-12.13	54	30.14	31.8	9.94	30.01	182	68	A	V
	*	5260	111.94	-	-	100.64	31.2	10.1	30	182	68	P	V
	*	5260	104.13	-	-	92.83	31.2	10.1	30	182	68	A	V
		5418	51.2	-22.8	74	39.49	31.47	10.23	29.99	182	68	P	V
		5421.84	43.22	-10.78	54	31.49	31.49	10.23	29.99	182	68	A	V
802.11a CH 60 5300MHz		5132.6	49.41	-24.59	74	37.64	31.8	9.98	30.01	237	18	P	H
		5132.26	40.13	-13.87	54	28.36	31.8	9.98	30.01	237	18	A	H
	*	5300	107.26	-	-	95.93	31.2	10.13	30	237	18	P	H
	*	5300	99.37	-	-	88.04	31.2	10.13	30	237	18	A	H
		5351.52	55.14	-18.86	74	43.86	31.11	10.17	30	237	18	P	H
		5351.04	45.21	-8.79	54	33.93	31.11	10.17	30	237	18	A	H
		5146.2	50.88	-23.12	74	39.1	31.8	9.99	30.01	164	65	P	V
		5143.82	41.78	-12.22	54	30	31.8	9.99	30.01	164	65	A	V
	*	5300	112.12	-	-	100.79	31.2	10.13	30	164	65	P	V
	*	5300	105.38	-	-	94.05	31.2	10.13	30	164	65	A	V
		5351.04	59.95	-14.05	74	48.67	31.11	10.17	30	164	65	P	V
		5350.32	49.73	-4.27	54	38.46	31.1	10.17	30	164	65	A	V

WIFI Ant. 2	Note	Frequency (MHz)	Level (dBμV/m)	Over Limit (dB)	Limit Line (dBμV/m)	Read Level (dBμV)	Antenna Factor (dB/m)	Path Loss (dB)	Preamp Factor (dB)	Ant Pos (cm)	Table Pos (deg)	Peak Avg. (P/A)	Pol. (H/V)
802.11a CH 64 5320MHz	*	5320	105.73	-	-	94.42	31.16	10.15	30	247	18	P	H
	*	5320	97.88	-	-	86.57	31.16	10.15	30	247	18	A	H
		5351.68	60.18	-13.82	74	48.9	31.11	10.17	30	247	18	P	H
		5350.08	47.74	-6.26	54	36.47	31.1	10.17	30	247	18	A	H
	*	5320	110.79	-	-	99.48	31.16	10.15	30	203	64	P	V
	*	5320	103.23	-	-	91.92	31.16	10.15	30	203	64	A	V
		5351.04	64.06	-9.94	74	52.78	31.11	10.17	30	203	64	P	V
		5350.08	53.17	-0.83	54	41.9	31.1	10.17	30	203	64	A	V
Remark	1. No other spurious found. 2. All results are PASS against Peak and Average limit line.												

Band 2 5250~5350MHz

WIFI 802.11a (Harmonic @ 3m)

WIFI Ant. 2	Note	Frequency (MHz)	Level (dBμV/m)	Over Limit (dB)	Limit Line (dBμV/m)	Read Level (dBμV)	Antenna Factor (dB/m)	Path Loss (dB)	Preamp Factor (dB)	Ant Pos (cm)	Table Pos (deg)	Peak Avg. (P/A)	Pol. (H/V)
802.11a CH 52 5260MHz		10520	52.43	-15.77	68.2	59.03	39.7	14.63	60.93	100	0	P	H
		15780	45.71	-28.29	74	52.86	37.16	17.14	61.45	100	0	P	H
		17989	60.19	-13.81	74	49.73	48.8	18.93	57.27	100	24	P	H
		17989	49.02	-4.98	54	38.56	48.8	18.93	57.27	100	24	A	H
		10520	51	-17.2	68.2	57.6	39.7	14.63	60.93	100	0	P	V
		15780	45.89	-28.11	74	53.04	37.16	17.14	61.45	100	0	P	V
		17989	59.07	-14.93	74	48.61	48.8	18.93	57.27	100	18	P	V
		17989	49.11	-4.89	54	38.65	48.8	18.93	57.27	100	18	A	V
802.11a CH 60 5300MHz		10600	56.03	-17.97	74	62.58	39.7	14.67	60.92	203	42	P	H
		10600	44.19	-9.81	54	50.74	39.7	14.67	60.92	203	42	A	H
		15900	45.54	-28.46	74	52.14	37.2	17.19	60.99	100	0	P	H
		18000	59.4	-14.6	74	48.7	49	18.94	57.24	100	35	P	H
		18000	49.4	-4.6	54	38.7	49	18.94	57.24	100	35	A	H
		10600	56.46	-17.54	74	63.01	39.7	14.67	60.92	208	98	P	V
		10600	44.02	-9.98	54	50.57	39.7	14.67	60.92	208	98	A	V
		15900	45.11	-28.89	74	51.71	37.2	17.19	60.99	100	0	P	V
		18000	59.4	-14.6	74	48.7	49	18.94	57.24	100	29	P	V
		18000	49.37	-4.63	54	38.67	49	18.94	57.24	100	29	A	V
802.11a CH 64 5320MHz		10640	55.43	-18.57	74	61.87	39.78	14.69	60.91	200	43	P	H
		10640	46.25	-7.75	54	52.69	39.78	14.69	60.91	200	43	A	H
		15960	45.93	-28.07	74	52.2	37.26	17.23	60.76	100	0	P	H
		18000	60.18	-13.82	74	49.48	49	18.94	57.24	100	16	P	H
		18000	49.13	-4.87	54	38.43	49	18.94	57.24	100	16	A	H
		10640	55.37	-18.63	74	61.81	39.78	14.69	60.91	201	351	P	V
		10640	45.57	-8.43	54	52.01	39.78	14.69	60.91	201	351	A	V
		15960	45.96	-28.04	74	52.23	37.26	17.23	60.76	100	0	P	V
		17989	60.44	-13.56	74	49.98	48.8	18.93	57.27	100	32	P	V
		17989	48.64	-5.36	54	38.18	48.8	18.93	57.27	100	32	A	V
Remark	1. No other spurious found. 2. All results are PASS against Peak and Average limit line.												

Band 2 5250~5350MHz

WIFI 802.11n HT20 (Band Edge @ 3m)

WIFI Ant. 2	Note	Frequency (MHz)	Level (dBμV/m)	Over Limit (dB)	Limit Line (dBμV/m)	Read Level (dBμV)	Antenna Factor (dB/m)	Path Loss (dB)	Preamp Factor (dB)	Ant Pos (cm)	Table Pos (deg)	Peak Avg. (P/A)	Pol. (H/V)
802.11n HT20 CH 52 5260MHz		5102.34	49.26	-24.74	74	37.52	31.8	9.95	30.01	253	18	P	H
		5101.32	40.38	-13.62	54	28.64	31.8	9.95	30.01	253	18	A	H
	*	5260	106.88	-	-	95.58	31.2	10.1	30	253	18	P	H
	*	5260	98.73	-	-	87.43	31.2	10.1	30	253	18	A	H
		5414.4	49.81	-24.19	74	38.13	31.46	10.22	30	253	18	P	H
		5415.12	40.44	-13.56	54	28.76	31.46	10.22	30	253	18	A	H
		5102.68	50.76	-23.24	74	39.02	31.8	9.95	30.01	181	69	P	V
		5101.32	41.71	-12.29	54	29.97	31.8	9.95	30.01	181	69	A	V
	*	5260	113.41	-	-	102.11	31.2	10.1	30	181	69	P	V
	*	5260	104.83	-	-	93.53	31.2	10.1	30	181	69	A	V
		5426.88	52.24	-21.76	74	40.49	31.51	10.23	29.99	181	69	P	V
		5418.72	43.16	-10.84	54	31.45	31.47	10.23	29.99	181	69	A	V
802.11n HT20 CH 60 5300MHz		5044.54	49.72	-24.28	74	38.19	31.66	9.89	30.02	236	17	P	H
		5134.64	40.03	-13.97	54	28.26	31.8	9.98	30.01	236	17	A	H
	*	5300	107.34	-	-	96.01	31.2	10.13	30	236	17	P	H
	*	5300	99.2	-	-	87.87	31.2	10.13	30	236	17	A	H
		5351.28	58.84	-15.16	74	47.56	31.11	10.17	30	236	17	P	H
		5350.32	45.78	-8.22	54	34.51	31.1	10.17	30	236	17	A	H
		5074.46	51.1	-22.9	74	39.45	31.75	9.92	30.02	201	65	P	V
		5143.14	41.58	-12.42	54	29.8	31.8	9.99	30.01	201	65	A	V
	*	5300	112.61	-	-	101.28	31.2	10.13	30	201	65	P	V
	*	5300	104.5	-	-	93.17	31.2	10.13	30	201	65	A	V
		5350.08	60.12	-13.88	74	48.85	31.1	10.17	30	201	65	P	V
		5350.8	50.63	-3.37	54	39.36	31.1	10.17	30	201	65	A	V

WIFI Ant. 2	Note	Frequency (MHz)	Level (dBμV/m)	Over Limit (dB)	Limit Line (dBμV/m)	Read Level (dBμV)	Antenna Factor (dB/m)	Path Loss (dB)	Preamp Factor (dB)	Ant Pos (cm)	Table Pos (deg)	Peak Avg. (P/A)	Pol. (H/V)
802.11n HT20 CH 64 5320MHz	*	5320	104.83	-	-	93.52	31.16	10.15	30	248	17	P	H
	*	5320	96.95	-	-	85.64	31.16	10.15	30	248	17	A	H
		5350.56	57.08	-16.92	74	45.81	31.1	10.17	30	248	17	P	H
		5350.08	47.01	-6.99	54	35.74	31.1	10.17	30	248	17	A	H
	*	5320	110.5	-	-	99.19	31.16	10.15	30	200	64	P	V
	*	5320	102.52	-	-	91.21	31.16	10.15	30	200	64	A	V
		5350.56	64.94	-9.06	74	53.67	31.1	10.17	30	200	64	P	V
		5350.24	52.45	-1.55	54	41.18	31.1	10.17	30	200	64	A	V
Remark	1. No other spurious found. 2. All results are PASS against Peak and Average limit line.												

Band 2 5250~5350MHz

WIFI 802.11n HT20 (Harmonic @ 3m)

WIFI Ant. 2	Note	Frequency (MHz)	Level (dBμV/m)	Over Limit (dB)	Limit Line (dBμV/m)	Read Level (dBμV)	Antenna Factor (dB/m)	Path Loss (dB)	Preamp Factor (dB)	Ant Pos (cm)	Table Pos (deg)	Peak Avg. (P/A)	Pol. (H/V)
802.11n HT20 CH 52 5260MHz		10520	52.62	-15.58	68.2	59.22	39.7	14.63	60.93	100	0	P	H
		15780	45.44	-28.56	74	52.59	37.16	17.14	61.45	100	0	P	H
		17989	59.62	-14.38	74	49.16	48.8	18.93	57.27	100	28	P	H
		17989	48.82	-5.18	54	38.36	48.8	18.93	57.27	100	28	A	H
		10520	51.75	-16.45	68.2	58.35	39.7	14.63	60.93	100	0	P	V
		15780	47.92	-26.08	74	55.07	37.16	17.14	61.45	100	0	P	V
		18000	59	-15	74	48.3	49	18.94	57.24	100	22	P	V
		18000	49.29	-4.71	54	38.59	49	18.94	57.24	100	22	A	V
802.11n HT20 CH 60 5300MHz		10600	55.71	-18.29	74	62.26	39.7	14.67	60.92	210	41	P	H
		10600	44.05	-9.95	54	50.6	39.7	14.67	60.92	210	41	A	H
		15900	45.73	-28.27	74	52.33	37.2	17.19	60.99	100	0	P	H
		18000	60.43	-13.57	74	49.73	49	18.94	57.24	365	315	P	H
		18000	50.57	-3.43	54	39.87	49	18.94	57.24	365	315	A	H
		10600	55.02	-18.98	74	61.57	39.7	14.67	60.92	204	351	P	V
		10600	43.06	-10.94	54	49.61	39.7	14.67	60.92	204	351	A	V
		15900	45.81	-28.19	74	52.41	37.2	17.19	60.99	100	0	P	V
		18000	59.58	-14.42	74	48.88	49	18.94	57.24	299	287	P	V
		18000	49.5	-4.5	54	38.8	49	18.94	57.24	299	287	A	V
802.11n HT20 CH 64 5320MHz		10640	55.72	-18.28	74	62.16	39.78	14.69	60.91	205	50	P	H
		10640	42.99	-11.01	54	49.43	39.78	14.69	60.91	205	50	A	H
		15960	45.25	-28.75	74	51.52	37.26	17.23	60.76	100	0	P	H
		17945	58.84	-15.16	74	49.31	48.01	18.89	57.37	267	268	P	H
		17945	49.23	-4.77	54	39.7	48.01	18.89	57.37	267	268	A	H
		10640	54.44	-19.56	74	60.88	39.78	14.69	60.91	203	98	P	V
		10640	42.2	-11.8	54	48.64	39.78	14.69	60.91	203	98	A	V
		15960	45.68	-28.32	74	51.95	37.26	17.23	60.76	100	0	P	V
		17978	59.36	-14.64	74	49.12	48.6	18.93	57.29	298	236	P	V
		17978	49.69	-4.31	54	39.45	48.6	18.93	57.29	298	236	A	V
Remark	1. No other spurious found. 2. All results are PASS against Peak and Average limit line.												

Band 2 5250~5350MHz

WIFI 802.11n HT40 (Band Edge @ 3m)

WIFI Ant. 2	Note	Frequency (MHz)	Level (dBμV/m)	Over Limit (dB)	Limit Line (dBμV/m)	Read Level (dBμV)	Antenna Factor (dB/m)	Path Loss (dB)	Preamp Factor (dB)	Ant Pos (cm)	Table Pos (deg)	Peak Avg. (P/A)	Pol. (H/V)
802.11n HT40 CH 54 5270MHz		5117.98	49.78	-24.22	74	38.03	31.8	9.96	30.01	203	354	P	H
		5149.26	41.48	-12.52	54	29.69	31.8	10	30.01	203	354	A	H
	*	5270	101.21	-	-	89.9	31.2	10.11	30	203	354	P	H
	*	5270	93.88	-	-	82.57	31.2	10.11	30	203	354	A	H
		5352.72	54.96	-19.04	74	43.67	31.12	10.17	30	203	354	P	H
		5350.08	46.05	-7.95	54	34.78	31.1	10.17	30	203	354	A	H
		5145.52	55.14	-18.86	74	43.36	31.8	9.99	30.01	179	70	P	V
		5148.58	46.07	-7.93	54	34.28	31.8	10	30.01	179	70	A	V
	*	5270	109.19	-	-	97.88	31.2	10.11	30	179	70	P	V
	*	5270	100.87	-	-	89.56	31.2	10.11	30	179	70	A	V
		5354.4	59.56	-14.44	74	48.26	31.13	10.17	30	179	70	P	V
		5350.08	51.26	-2.74	54	39.99	31.1	10.17	30	179	70	A	V
802.11n HT40 CH 62 5310MHz		5037.74	49.52	-24.48	74	38.06	31.6	9.88	30.02	227	327	P	H
		5095.2	40.29	-13.71	54	28.57	31.79	9.94	30.01	227	327	A	H
	*	5310	97.46	-	-	86.14	31.18	10.14	30	227	327	P	H
	*	5310	89.75	-	-	78.43	31.18	10.14	30	227	327	A	H
		5353.2	56.92	-17.08	74	45.63	31.12	10.17	30	227	327	P	H
		5350.08	47.28	-6.72	54	36.01	31.1	10.17	30	227	327	A	H
		5146.88	49.9	-24.1	74	38.12	31.8	9.99	30.01	202	65	P	V
		5145.86	41.23	-12.77	54	29.45	31.8	9.99	30.01	202	65	A	V
	*	5310	105.89	-	-	94.57	31.18	10.14	30	202	65	P	V
	*	5310	98.02	-	-	86.7	31.18	10.14	30	202	65	A	V
		5352.48	63.12	-10.88	74	51.84	31.11	10.17	30	202	65	P	V
		5350.8	52.54	-1.46	54	41.27	31.1	10.17	30	202	65	A	V
Remark	1. No other spurious found. 2. All results are PASS against Peak and Average limit line.												

Band 2 5250~5350MHz

WIFI 802.11n HT40 (Harmonic @ 3m)

WIFI Ant. 2	Note	Frequency (MHz)	Level (dBμV/m)	Over Limit (dB)	Limit Line (dBμV/m)	Read Level (dBμV)	Antenna Factor (dB/m)	Path Loss (dB)	Preamp Factor (dB)	Ant Pos (cm)	Table Pos (deg)	Peak Avg. (P/A)	Pol. (H/V)
802.11n HT40 CH 54 5270MHz		10540	50.75	-17.45	68.2	57.33	39.7	14.64	60.92	100	0	P	H
		15810	45.54	-28.46	74	52.61	37.11	17.15	61.33	100	0	P	H
		18000	59.48	-14.52	74	48.78	49	18.94	57.24	359	254	P	H
		18000	49.57	-4.43	54	38.87	49	18.94	57.24	359	254	A	H
		10540	48.57	-19.63	68.2	55.15	39.7	14.64	60.92	100	0	P	V
		15810	45.85	-28.15	74	52.92	37.11	17.15	61.33	100	0	P	V
		17989	59.49	-14.51	74	49.03	48.8	18.93	57.27	364	302	P	V
		17989	49.88	-4.12	54	39.42	48.8	18.93	57.27	364	302	A	V
802.11n HT40 CH 62 5310MHz		10620	51.03	-22.97	74	57.52	39.74	14.68	60.91	174	341	P	H
		15930	45.89	-28.11	74	52.32	37.23	17.22	60.88	100	0	P	H
		17989	60.09	-13.91	74	49.63	48.8	18.93	57.27	352	268	P	H
		17989	49.93	-4.07	54	39.47	48.8	18.93	57.27	352	268	A	H
		10620	48.43	-25.57	74	54.92	39.74	14.68	60.91	100	0	P	V
		15930	45.22	-28.78	74	51.65	37.23	17.22	60.88	100	0	P	V
		17989	59.74	-14.26	74	49.28	48.8	18.93	57.27	349	272	P	V
		17989	50.16	-3.84	54	39.7	48.8	18.93	57.27	349	272	A	V
Remark	1. No other spurious found. 2. All results are PASS against Peak and Average limit line.												

Band 2 5250~5350MHz

WIFI 802.11ac VHT80 (Band Edge @ 3m)

WIFI Ant. 2	Note	Frequency (MHz)	Level (dBμV/m)	Over Limit (dB)	Limit Line (dBμV/m)	Read Level (dBμV)	Antenna Factor (dB/m)	Path Loss (dB)	Preamp Factor (dB)	Ant Pos (cm)	Table Pos (deg)	Peak Avg. (P/A)	Pol. (H/V)
802.11ac VHT80 CH 58 5290MHz		5077.52	49.4	-24.6	74	37.74	31.76	9.92	30.02	210	16	P	H
		5143.48	42.46	-11.54	54	30.68	31.8	9.99	30.01	210	16	A	H
	*	5290	95.13	-	-	83.81	31.2	10.12	30	210	16	P	H
	*	5290	87.86	-	-	76.54	31.2	10.12	30	210	16	A	H
		5381.76	53.28	-20.72	74	41.79	31.29	10.2	30	210	16	P	H
		5387.52	46.76	-7.24	54	35.23	31.33	10.2	30	210	16	A	H
		5148.24	52.72	-21.28	74	40.93	31.8	10	30.01	185	63	P	V
		5142.8	46.85	-7.15	54	35.07	31.8	9.99	30.01	185	63	A	V
	*	5290	101.13	-	-	89.81	31.2	10.12	30	185	63	P	V
	*	5290	93.82	-	-	82.5	31.2	10.12	30	185	63	A	V
		5350.56	57.88	-16.12	74	46.61	31.1	10.17	30	185	63	P	V
		5361.12	51.66	-2.34	54	40.31	31.17	10.18	30	185	63	A	V
Remark	1. No other spurious found. 2. All results are PASS against Peak and Average limit line.												

Band 2 5250~5350MHz

WIFI 802.11ac VHT80 (Harmonic @ 3m)

WIFI Ant. 2	Note	Frequency (MHz)	Level (dBμV/m)	Over Limit (dB)	Limit Line (dBμV/m)	Read Level (dBμV)	Antenna Factor (dB/m)	Path Loss (dB)	Preamp Factor (dB)	Ant Pos (cm)	Table Pos (deg)	Peak Avg. (P/A)	Pol. (H/V)
802.11ac VHT80 CH 58 5290MHz		10580	46.96	-21.24	68.2	53.52	39.7	14.66	60.92	100	0	P	H
		15870	45.22	-28.78	74	51.97	37.17	17.18	61.1	100	0	P	H
		18000	59.67	-14.33	74	48.97	49	18.94	57.24	100	268	P	H
		18000	49.47	-4.53	54	38.77	49	18.94	57.24	100	268	A	H
		10580	47.02	-21.18	68.2	53.58	39.7	14.66	60.92	100	0	P	V
		15870	45.45	-28.55	74	52.2	37.17	17.18	61.1	100	0	P	V
		17989	59.22	-14.78	74	48.76	48.8	18.93	57.27	300	156	P	V
		17989	49.28	-4.72	54	38.82	48.8	18.93	57.27	300	156	A	V
Remark	1. No other spurious found. 2. All results are PASS against Peak and Average limit line.												

Band 3 - 5470~5725MHz

WIFI 802.11a (Band Edge @ 3m)

WIFI Ant. 2	Note	Frequency (MHz)	Level (dBµV/m)	Over Limit (dB)	Limit Line (dBµV/m)	Read Level (dBµV)	Antenna Factor (dB/m)	Path Loss (dB)	Preamp Factor (dB)	Ant Pos (cm)	Table Pos (deg)	Peak Avg. (P/A)	Pol. (H/V)
802.11a CH 100 5500MHz		5454.48	57.6	-16.4	74	45.73	31.6	10.26	29.99	209	87	P	H
		5468.4	63.95	-4.25	68.2	52.07	31.6	10.27	29.99	209	87	P	H
		5459.92	46.79	-7.21	54	34.92	31.6	10.26	29.99	209	87	A	H
	*	5500	107.15	-	-	95.24	31.6	10.3	29.99	209	87	P	H
	*	5500	99.59	-	-	87.68	31.6	10.3	29.99	209	87	A	H
		5460.08	57.68	-10.52	68.2	45.81	31.6	10.26	29.99	269	25	P	V
		5469.52	63.43	-4.77	68.2	51.55	31.6	10.27	29.99	269	25	P	V
		5457.2	48.56	-5.44	54	36.69	31.6	10.26	29.99	269	25	A	V
	*	5500	110.91	-	-	99	31.6	10.3	29.99	269	25	P	V
	*	5500	103.34	-	-	91.43	31.6	10.3	29.99	269	25	A	V
802.11a CH 116 5580MHz		5115	51.48	-22.52	74	39.73	31.8	9.96	30.01	287	50	P	H
		5115	42.14	-11.86	54	30.39	31.8	9.96	30.01	287	50	A	H
		5458	49.11	-24.89	74	37.24	31.6	10.26	29.99	212	71	P	H
		5463.28	49.23	-18.97	68.2	37.36	31.6	10.26	29.99	212	71	P	H
		5416.96	40.16	-13.84	54	28.46	31.47	10.22	29.99	212	71	A	H
	*	5580	108.71	-	-	96.84	31.56	10.36	30.05	212	71	P	H
	*	5580	101.02	-	-	89.15	31.56	10.36	30.05	212	71	A	H
		5740.745	50.77	-17.43	68.2	38.62	31.78	10.53	30.16	212	71	P	H
		5115	54.23	-19.77	74	42.48	31.8	9.96	30.01	167	23	P	V
		5115	44.28	-9.72	54	32.53	31.8	9.96	30.01	167	23	A	V
		5425.36	49.97	-24.03	74	38.23	31.5	10.23	29.99	256	20	P	V
		5469.76	49.94	-18.26	68.2	38.06	31.6	10.27	29.99	256	20	P	V
		5427.28	40.93	-13.07	54	29.18	31.51	10.23	29.99	256	20	A	V
	*	5580	111.07	-	-	99.2	31.56	10.36	30.05	256	20	P	V
	*	5580	103.5	-	-	91.63	31.56	10.36	30.05	256	20	A	V
		5745.155	50.4	-17.8	68.2	38.24	31.79	10.54	30.17	256	20	P	V

WIFI Ant. 2	Note	Frequency (MHz)	Level (dBμV/m)	Over Limit (dB)	Limit Line (dBμV/m)	Read Level (dBμV)	Antenna Factor (dB/m)	Path Loss (dB)	Preamp Factor (dB)	Ant Pos (cm)	Table Pos (deg)	Peak Avg. (P/A)	Pol. (H/V)
802.11a CH 140 5700MHz	*	5700	106.78	-	-	94.72	31.7	10.49	30.13	198	93	P	H
	*	5700	98.96	-	-	86.9	31.7	10.49	30.13	198	93	A	H
		5725.8	61.51	-6.69	68.2	49.39	31.75	10.52	30.15	198	93	P	H
	*	5700	110.27	-	-	98.21	31.7	10.49	30.13	332	88	P	V
	*	5700	102.65	-	-	90.59	31.7	10.49	30.13	332	88	A	V
		5725.8	63.59	-4.61	68.2	51.47	31.75	10.52	30.15	332	88	P	V
Remark	1. No other spurious found. 2. All results are PASS against Peak and Average limit line.												

Band 3 - 5470~5725MHz

WIFI 802.11a (Harmonic @ 3m)

WIFI Ant. 2	Note	Frequency (MHz)	Level (dBμV/m)	Over Limit (dB)	Limit Line (dBμV/m)	Read Level (dBμV)	Antenna Factor (dB/m)	Path Loss (dB)	Preamp Factor (dB)	Ant Pos (cm)	Table Pos (deg)	Peak Avg. (P/A)	Pol. (H/V)
802.11a CH 100 5500MHz		11000	51.72	-22.28	74	57.3	40.4	14.88	60.86	175	51	P	H
		11000	42.28	-11.72	54	47.86	40.4	14.88	60.86	175	51	A	H
		16500	47.67	-20.53	68.2	49.65	38.9	17.68	58.56	100	0	P	H
		18000	58.85	-15.15	74	48.15	49	18.94	57.24	100	22	P	H
		18000	49.21	-4.79	54	38.51	49	18.94	57.24	100	22	A	H
		11000	51.35	-22.65	74	56.93	40.4	14.88	60.86	200	84	P	V
		11000	43.17	-10.83	54	48.75	40.4	14.88	60.86	200	84	A	V
		16500	49.54	-18.66	68.2	51.52	38.9	17.68	58.56	100	0	P	V
		18000	59.11	-14.89	74	48.41	49	18.94	57.24	100	17	P	V
		18000	48.93	-5.07	54	38.23	49	18.94	57.24	100	17	A	V
802.11a CH 116 5580MHz		11160	51.77	-22.23	74	57.71	39.96	14.96	60.86	200	16	P	H
		11160	38.85	-15.15	54	44.79	39.96	14.96	60.86	200	16	A	H
		16740	49.82	-18.38	68.2	50.63	39.94	17.88	58.63	100	0	P	H
		17989	59.26	-14.74	74	48.8	48.8	18.93	57.27	100	21	P	H
		17989	48.73	-5.27	54	38.27	48.8	18.93	57.27	100	21	A	V
		11160	49.75	-24.25	74	55.69	39.96	14.96	60.86	100	0	P	V
		16740	49.94	-18.26	68.2	50.75	39.94	17.88	58.63	100	0	P	V
		17989	58.69	-15.31	74	48.23	48.8	18.93	57.27	100	18	P	V
		17989	49.11	-4.89	54	38.65	48.8	18.93	57.27	100	18	A	V
802.11a CH 140 5700MHz		11400	49.19	-24.81	74	54.98	40	15.08	60.87	100	0	P	H
		17100	49.62	-18.58	68.2	49.48	40.6	18.18	58.64	100	0	P	H
		18000	59.44	-14.56	74	48.74	49	18.94	57.24	300	136	P	H
		18000	49.65	-4.35	54	38.95	49	18.94	57.24	300	136	A	H
		11400	48.95	-25.05	74	54.74	40	15.08	60.87	100	0	P	V
		17100	51.35	-16.85	68.2	51.21	40.6	18.18	58.64	100	0	P	V
		17989	59.09	-14.91	74	48.63	48.8	18.93	57.27	100	247	P	V
		17989	49.22	-4.78	54	38.76	48.8	18.93	57.27	100	247	A	V
Remark	1. No other spurious found. 2. All results are PASS against Peak and Average limit line.												

Band 3 - 5470~5725MHz

WIFI 802.11n HT20 (Band Edge @ 3m)

WIFI Ant. 2	Note	Frequency (MHz)	Level (dBμV/m)	Over Limit (dB)	Limit Line (dBμV/m)	Read Level (dBμV)	Antenna Factor (dB/m)	Path Loss (dB)	Preamp Factor (dB)	Ant Pos (cm)	Table Pos (deg)	Peak Avg. (P/A)	Pol. (H/V)
802.11n HT20 CH 100 5500MHz		5452.08	54.94	-19.06	74	43.08	31.6	10.25	29.99	193	85	P	H
		5467.28	63.09	-5.11	68.2	51.21	31.6	10.27	29.99	193	85	P	H
		5460	46.42	-7.58	54	34.55	31.6	10.26	29.99	193	85	A	H
	*	5500	107.36	-	-	95.45	31.6	10.3	29.99	193	85	P	H
	*	5500	99.39	-	-	87.48	31.6	10.3	29.99	193	85	A	H
		5458.8	57.84	-16.16	74	45.97	31.6	10.26	29.99	281	19	P	V
		5467.92	67.19	-1.01	68.2	55.31	31.6	10.27	29.99	281	19	P	V
		5459.92	48.57	-5.43	54	36.7	31.6	10.26	29.99	281	19	A	V
	*	5500	110.52	-	-	98.61	31.6	10.3	29.99	281	19	P	V
	*	5500	102.71	-	-	90.8	31.6	10.3	29.99	281	19	A	V
802.11n HT20 CH 116 5580MHz		5411.68	50.51	-23.49	74	38.84	31.45	10.22	30	185	89	P	H
		5461.6	50.61	-17.59	68.2	38.74	31.6	10.26	29.99	185	89	P	H
		5418.4	40.51	-13.49	54	28.8	31.47	10.23	29.99	185	89	A	H
	*	5580	107.79	-	-	95.92	31.56	10.36	30.05	185	89	P	H
	*	5580	100.12	-	-	88.25	31.56	10.36	30.05	185	89	A	H
		5739.17	50.94	-17.26	68.2	38.79	31.78	10.53	30.16	185	89	P	H
		5427.04	51.27	-22.73	74	39.52	31.51	10.23	29.99	332	86	P	V
		5467.84	50.54	-17.66	68.2	38.66	31.6	10.27	29.99	332	86	P	V
		5414.56	41.62	-12.38	54	29.94	31.46	10.22	30	332	86	A	V
	*	5580	111.97	-	-	100.1	31.56	10.36	30.05	332	86	P	V
	*	5580	103.86	-	-	91.99	31.56	10.36	30.05	332	86	A	V
		5731.61	50.87	-17.33	68.2	38.75	31.76	10.52	30.16	332	86	P	V
802.11n HT20 CH 140 5700MHz	*	5700	107.55	-	-	95.49	31.7	10.49	30.13	190	91	P	H
	*	5700	99.56	-	-	87.5	31.7	10.49	30.13	190	91	A	H
		5725.08	61.16	-7.04	68.2	49.04	31.75	10.52	30.15	190	91	P	H
	*	5700	110.17	-	-	98.11	31.7	10.49	30.13	300	62	P	V
	*	5700	101.91	-	-	89.85	31.7	10.49	30.13	300	62	A	V
		5725.16	67.34	-0.86	68.2	55.22	31.75	10.52	30.15	300	62	P	V
Remark	1. No other spurious found. 2. All results are PASS against Peak and Average limit line.												

Band 3 - 5470~5725MHz

WIFI 802.11n HT20 (Harmonic @ 3m)

WIFI Ant. 2	Note	Frequency (MHz)	Level (dBμV/m)	Over Limit (dB)	Limit Line (dBμV/m)	Read Level (dBμV)	Antenna Factor (dB/m)	Path Loss (dB)	Preamp Factor (dB)	Ant Pos (cm)	Table Pos (deg)	Peak Avg. (P/A)	Pol. (H/V)
802.11n HT20 CH 100 5500MHz		11000	52.76	-21.24	74	58.34	40.4	14.88	60.86	318	326	P	H
		11000	42.17	-11.83	54	47.75	40.4	14.88	60.86	318	326	A	H
		16500	48.59	-19.61	68.2	50.57	38.9	17.68	58.56	100	0	P	H
		17989	59.2	-14.8	74	48.74	48.8	18.93	57.27	100	17	P	H
		17989	48.71	-5.29	54	38.25	48.8	18.93	57.27	100	17	A	H
		11000	49.86	-24.14	74	55.44	40.4	14.88	60.86	100	0	P	V
		16500	48.29	-19.91	68.2	50.27	38.9	17.68	58.56	100	0	P	V
		18000	60.31	-13.69	74	49.61	49	18.94	57.24	100	32	P	V
		18000	48.66	-5.34	54	37.96	49	18.94	57.24	100	32	A	V
802.11n HT20 CH 116 5580MHz		11160	51.37	-22.63	74	57.31	39.96	14.96	60.86	196	16	P	H
		11160	41.96	-12.04	54	47.9	39.96	14.96	60.86	196	16	A	H
		16740	49	-19.2	68.2	49.81	39.94	17.88	58.63	100	0	P	H
		18000	59.53	-14.47	74	48.83	49	18.94	57.24	100	28	P	H
		18000	48.95	-5.05	54	38.25	49	18.94	57.24	100	28	A	H
		11160	48.95	-25.05	74	54.89	39.96	14.96	60.86	100	0	P	V
		16740	49.39	-18.81	68.2	50.2	39.94	17.88	58.63	100	0	P	V
		17989	59.25	-14.75	74	48.79	48.8	18.93	57.27	100	22	P	V
		17989	48.71	-5.29	54	38.25	48.8	18.93	57.27	100	22	A	V
802.11n HT20 CH 140 5700MHz		11400	48.13	-25.87	74	53.92	40	15.08	60.87	100	0	P	H
		17100	50.43	-17.77	68.2	50.29	40.6	18.18	58.64	100	0	P	H
		17989	58.77	-15.23	74	48.31	48.8	18.93	57.27	100	28	P	H
		17989	48.72	-5.28	54	38.26	48.8	18.93	57.27	100	28	A	H
		11400	48.47	-25.53	74	54.26	40	15.08	60.87	100	0	P	V
		17100	49.98	-18.22	68.2	49.84	40.6	18.18	58.64	100	0	P	V
		17989	58.82	-15.18	74	48.36	48.8	18.93	57.27	100	17	P	V
		17989	48.77	-5.23	54	38.31	48.8	18.93	57.27	100	17	A	V
Remark	1. No other spurious found. 2. All results are PASS against Peak and Average limit line.												

Band 3 - 5470~5725MHz

WIFI 802.11n HT40 (Band Edge @ 3m)

WIFI Ant. 2	Note	Frequency (MHz)	Level (dBμV/m)	Over Limit (dB)	Limit Line (dBμV/m)	Read Level (dBμV)	Antenna Factor (dB/m)	Path Loss (dB)	Preamp Factor (dB)	Ant Pos (cm)	Table Pos (deg)	Peak Avg. (P/A)	Pol. (H/V)
802.11n HT40 CH 102 5510MHz		5458.54	58.5	-15.5	74	46.63	31.6	10.26	29.99	150	35	P	H
		5467.99	63.45	-4.75	68.2	51.57	31.6	10.27	29.99	150	35	P	H
		5459.89	48.16	-5.84	54	36.29	31.6	10.26	29.99	150	35	A	H
	*	5510	101.5	-	-	89.62	31.58	10.3	30	150	35	P	H
	*	5510	93.97	-	-	82.09	31.58	10.3	30	150	35	P	H
		5727.515	50.09	-18.11	68.2	37.96	31.76	10.52	30.15	150	35	P	H
		5457.19	61.85	-12.15	74	49.98	31.6	10.26	29.99	278	22	P	V
		5468.8	67.41	-0.79	68.2	55.53	31.6	10.27	29.99	278	22	P	V
		5459.62	52.19	-1.81	54	40.32	31.6	10.26	29.99	278	22	A	V
	*	5510	106.35	-	-	94.47	31.58	10.3	30	278	22	P	V
	*	5510	98.31	-	-	86.43	31.58	10.3	30	278	22	A	V
		5736.335	49.81	-18.39	68.2	37.67	31.77	10.53	30.16	278	22	P	V
802.11n HT40 CH 110 5550MHz		5459.35	55.66	-18.34	74	43.79	31.6	10.26	29.99	156	35	P	H
		5465.83	58.42	-9.78	68.2	46.54	31.6	10.27	29.99	156	35	P	H
		5459.89	47.57	-6.43	54	35.7	31.6	10.26	29.99	156	35	A	H
	*	5550	104.55	-	-	92.74	31.5	10.34	30.03	156	35	P	H
	*	5550	97.01	-	-	85.2	31.5	10.34	30.03	156	35	A	H
		5737.28	49.45	-18.75	68.2	37.31	31.77	10.53	30.16	156	35	P	H
		5456.65	59.54	-14.46	74	47.67	31.6	10.26	29.99	350	91	P	V
		5469.34	61.84	-6.36	68.2	49.96	31.6	10.27	29.99	350	91	P	V
		5458.54	50.33	-3.67	54	38.46	31.6	10.26	29.99	350	91	A	V
	*	5550	108.82	-	-	97.01	31.5	10.34	30.03	350	91	P	V
	*	5550	101.39	-	-	89.58	31.5	10.34	30.03	350	91	A	V
		5725	51.24	-16.96	68.2	39.12	31.75	10.52	30.15	350	91	P	V

WIFI Ant. 2	Note	Frequency (MHz)	Level (dBμV/m)	Over Limit (dB)	Limit Line (dBμV/m)	Read Level (dBμV)	Antenna Factor (dB/m)	Path Loss (dB)	Preamp Factor (dB)	Ant Pos (cm)	Table Pos (deg)	Peak Avg. (P/A)	Pol. (H/V)
802.11n HT40 CH 134 5670MHz		5438.06	50.42	-23.58	74	38.62	31.55	10.24	29.99	181	91	P	H
		5469.51	49.06	-19.14	68.2	37.18	31.6	10.27	29.99	181	91	P	H
		5450.27	41.03	-12.97	54	29.17	31.6	10.25	29.99	181	91	A	H
	*	5670	105.29	-	-	93.24	31.7	10.46	30.11	181	91	P	H
	*	5670	98.05	-	-	86	31.7	10.46	30.11	181	91	A	H
		5725.975	65.3	-2.9	68.2	53.18	31.75	10.52	30.15	181	91	P	H
		5405.87	50.31	-23.69	74	38.68	31.42	10.21	30	338	97	P	V
		5469.88	50.22	-17.98	68.2	38.34	31.6	10.27	29.99	338	97	P	V
		5442.5	41.33	-12.67	54	29.5	31.57	10.25	29.99	338	97	A	V
	*	5670	108.97	-	-	96.92	31.7	10.46	30.11	338	97	P	V
	*	5670	100.95	-	-	88.9	31.7	10.46	30.11	338	97	A	V
		5726.325	66.44	-1.76	68.2	54.32	31.75	10.52	30.15	338	97	P	V
Remark	1. No other spurious found. 2. All results are PASS against Peak and Average limit line.												

Band 3 - 5470~5725MHz

WIFI 802.11n HT40 (Harmonic @ 3m)

WIFI Ant. 2	Note	Frequency (MHz)	Level (dBμV/m)	Over Limit (dB)	Limit Line (dBμV/m)	Read Level (dBμV)	Antenna Factor (dB/m)	Path Loss (dB)	Preamp Factor (dB)	Ant Pos (cm)	Table Pos (deg)	Peak Avg. (P/A)	Pol. (H/V)
802.11n HT40 CH 102 5510MHz		11020	49.62	-24.38	74	55.23	40.36	14.89	60.86	100	0	P	H
		16530	48.28	-19.92	68.2	50.28	38.87	17.7	58.57	100	0	P	H
		18000	59.78	-14.22	74	49.08	49	18.94	57.24	100	28	P	H
		18000	49.17	-4.83	54	38.47	49	18.94	57.24	100	28	A	H
		11020	49.11	-24.89	74	54.72	40.36	14.89	60.86	100	0	P	V
		16530	48.17	-20.03	68.2	50.17	38.87	17.7	58.57	100	0	P	V
		18000	60.41	-13.59	74	49.71	49	18.94	57.24	100	15	P	V
		18000	49.25	-4.75	54	38.55	49	18.94	57.24	100	15	A	V
802.11n HT40 CH 110 5550MHz		11100	49.83	-24.17	74	55.56	40.2	14.93	60.86	100	0	P	H
		16650	48.83	-19.37	68.2	50.38	39.25	17.8	58.6	100	0	P	H
		18000	59.2	-14.8	74	48.5	49	18.94	57.24	100	17	P	H
		18000	49.29	-4.71	54	38.59	49	18.94	57.24	100	17	A	H
		11100	49.18	-24.82	74	54.91	40.2	14.93	60.86	100	0	P	V
		16650	48.07	-20.13	68.2	49.62	39.25	17.8	58.6	100	0	P	V
		18000	59.19	-14.81	74	48.49	49	18.94	57.24	100	25	P	V
		18000	48.96	-5.04	54	38.26	49	18.94	57.24	100	25	A	V
802.11n HT40 CH 134 5670MHz		11340	48.12	-25.88	74	54	39.94	15.05	60.87	100	0	P	H
		17010	50.68	-17.52	68.2	50.66	40.6	18.11	58.69	100	0	P	H
		18000	59.39	-14.61	74	48.69	49	18.94	57.24	100	17	P	H
		18000	49.15	-4.85	54	38.45	49	18.94	57.24	100	17	A	H
		11340	48.01	-25.99	74	53.89	39.94	15.05	60.87	100	0	P	V
		17010	49.84	-18.36	68.2	49.82	40.6	18.11	58.69	100	0	P	V
		17989	58.75	-15.25	74	48.29	48.8	18.93	57.27	100	12	P	V
		17989	48.73	-5.27	54	38.27	48.8	18.93	57.27	100	12	A	V
Remark	1. No other spurious found. 2. All results are PASS against Peak and Average limit line.												

Band 3 - 5470~5725MHz

WIFI 802.11ac VHT80 (Band Edge @ 3m)

WIFI Ant. 2	Note	Frequency (MHz)	Level (dBμV/m)	Over Limit (dB)	Limit Line (dBμV/m)	Read Level (dBμV)	Antenna Factor (dB/m)	Path Loss (dB)	Preamp Factor (dB)	Ant Pos (cm)	Table Pos (deg)	Peak Avg. (P/A)	Pol. (H/V)
802.11ac VHT80 CH 106 5530MHz		5438.08	55.67	-18.33	74	43.87	31.55	10.24	29.99	202	85	P	H
		5463.04	55.9	-12.3	68.2	44.03	31.6	10.26	29.99	202	85	P	H
		5442.16	48.89	-5.11	54	37.06	31.57	10.25	29.99	202	85	A	H
	*	5530	96.58	-	-	84.73	31.54	10.32	30.01	202	85	P	H
	*	5530	89.64	-	-	77.79	31.54	10.32	30.01	202	85	A	H
		5760.275	47.98	-20.22	68.2	35.8	31.8	10.56	30.18	202	85	P	H
		5438.32	60	-14	74	48.2	31.55	10.24	29.99	276	20	P	V
		5467.36	60.18	-8.02	68.2	48.3	31.6	10.27	29.99	276	20	P	V
		5442.4	53.14	-0.86	54	41.31	31.57	10.25	29.99	276	20	A	V
	*	5530	100.31	-	-	88.46	31.54	10.32	30.01	276	20	P	V
	*	5530	92.67	-	-	80.82	31.54	10.32	30.01	276	20	A	V
		5739.8	49.31	-18.89	68.2	37.16	31.78	10.53	30.16	276	20	P	V
802.11ac VHT80 CH 122 5610MHz		5458.24	56.85	-17.15	74	44.98	31.6	10.26	29.99	221	75	P	H
		5465.92	59.5	-8.7	68.2	47.62	31.6	10.27	29.99	221	75	P	H
		5458.48	48.97	-5.03	54	37.1	31.6	10.26	29.99	221	75	A	H
	*	5610	102.67	-	-	90.73	31.62	10.39	30.07	221	75	P	H
	*	5610	95.43	-	-	83.49	31.62	10.39	30.07	221	75	A	H
		5729.72	58.97	-9.23	68.2	46.85	31.76	10.52	30.16	221	75	P	H
		5459.44	60.05	-13.95	74	48.18	31.6	10.26	29.99	345	87	P	V
		5469.76	60.27	-7.93	68.2	48.39	31.6	10.27	29.99	345	87	P	V
		5443.6	51.62	-2.38	54	39.79	31.57	10.25	29.99	345	87	A	V
	*	5610	105.17	-	-	93.23	31.62	10.39	30.07	345	87	P	V
	*	5610	97.94	-	-	86	31.62	10.39	30.07	345	87	A	V
		5727.2	62.52	-5.68	68.2	50.4	31.75	10.52	30.15	345	87	P	V
Remark	1. No other spurious found. 2. All results are PASS against Peak and Average limit line.												

Band 3 5470~5725MHz

WIFI 802.11ac VHT80 (Harmonic @ 3m)

WIFI Ant. 2	Note	Frequency (MHz)	Level (dBμV/m)	Over Limit (dB)	Limit Line (dBμV/m)	Read Level (dBμV)	Antenna Factor (dB/m)	Path Loss (dB)	Preamp Factor (dB)	Ant Pos (cm)	Table Pos (deg)	Peak Avg. (P/A)	Pol. (H/V)
802.11ac VHT80 CH 106 5530MHz		11060	49.04	-24.96	74	54.71	40.28	14.91	60.86	100	0	P	H
		16590	48.09	-20.11	68.2	50.12	38.81	17.75	58.59	100	0	P	H
		17989	58.7	-15.3	74	48.24	48.8	18.93	57.27	100	11	P	H
		17989	48.96	-5.04	54	38.5	48.8	18.93	57.27	100	11	A	H
		11060	49.45	-24.55	74	55.12	40.28	14.91	60.86	100	0	P	V
		16590	48.48	-19.72	68.2	50.51	38.81	17.75	58.59	100	0	P	V
		18000	58.96	-15.04	74	48.26	49	18.94	57.24	100	17	P	V
		18000	49.35	-4.65	54	38.65	49	18.94	57.24	100	17	A	V
802.11ac VHT80 CH 122 5610MHz		11220	48.72	-25.28	74	54.77	39.82	14.99	60.86	100	0	P	H
		16830	49.77	-18.43	68.2	50.13	40.33	17.96	58.65	100	0	P	H
		18000	59.01	-14.99	74	48.31	49	18.94	57.24	100	28	P	H
		18000	49.24	-4.76	54	38.54	49	18.94	57.24	100	28	A	H
		11220	47.7	-26.3	74	53.75	39.82	14.99	60.86	100	0	P	V
		16830	49.46	-18.74	68.2	49.82	40.33	17.96	58.65	100	0	P	V
		17989	58.57	-15.43	74	48.11	48.8	18.23	57.27	326	157	P	V
		17989	48.62	-5.38	54	38.16	48.8	18.23	57.27	326	157	A	V
Remark	1. No other spurious found. 2. All results are PASS against Peak and Average limit line.												

Band 3 - Straddle Channel

WIFI 802.11a (Band Edge @ 3m)

WIFI Ant. 2	Note	Frequency (MHz)	Level (dBµV/m)	Over Limit (dB)	Limit Line (dBµV/m)	Read Level (dBµV)	Antenna Factor (dB/m)	Path Loss (dB)	Preamp Factor (dB)	Ant Pos (cm)	Table Pos (deg)	Peak Avg. (P/A)	Pol. (H/V)
802.11a CH 144 5720MHz		5435.02	49.03	-24.97	74	37.24	31.54	10.24	29.99	150	89	P	H
		5465.05	48.38	-19.82	68.2	36.5	31.6	10.27	29.99	150	89	P	H
		5458.81	39.83	-14.17	54	27.96	31.6	10.26	29.99	150	89	A	H
	*	5720	109.25	-	-	97.15	31.74	10.51	30.15	150	89	P	H
	*	5720	101.5	-	-	89.4	31.74	10.51	30.15	150	89	A	H
		5910.25	51.14	-17.06	68.2	38.63	32.12	10.68	30.29	150	89	P	H
		5367.94	49.67	-24.33	74	38.28	31.21	10.18	30	300	81	P	V
		5465.44	50.33	-17.87	68.2	38.45	31.6	10.27	29.99	300	81	P	V
		5399.53	40.56	-13.44	54	28.95	31.4	10.21	30	300	81	A	V
	*	5720	111.38	-	-	99.28	31.74	10.51	30.15	300	81	P	V
	*	5720	103.7	-	-	91.6	31.74	10.51	30.15	300	81	A	V
		5851.25	51.55	-16.65	68.2	39.15	32	10.64	30.24	300	81	P	V
Remark	1. No other spurious found. 2. All results are PASS against Peak and Average limit line.												

Band 3 - Straddle Channel

WIFI 802.11a (Harmonic @ 3m)

WIFI Ant. 2	Note	Frequency (MHz)	Level (dBµV/m)	Over Limit (dB)	Limit Line (dBµV/m)	Read Level (dBµV)	Antenna Factor (dB/m)	Path Loss (dB)	Preamp Factor (dB)	Ant Pos (cm)	Table Pos (deg)	Peak Avg. (P/A)	Pol. (H/V)
802.11a CH 144 5720MHz		11440	49.19	-24.81	74	54.92	40.04	15.1	60.87	100	0	P	H
		17160	49.14	-19.06	68.2	48.79	40.72	18.23	58.6	100	0	P	H
		17978	59.43	-14.57	74	49.19	48.6	18.93	57.29	354	284	P	H
		17978	49.39	-4.61	54	39.15	48.6	18.93	57.29	354	284	A	H
		11440	49.9	-24.1	74	55.63	40.04	15.1	60.87	100	0	P	V
		17160	50.36	-17.84	68.2	50.01	40.72	18.23	58.6	100	0	P	V
		18000	58.87	-15.13	74	48.17	49	18.94	57.24	251	168	P	V
		18000	48.85	-5.15	54	38.15	49	18.94	57.24	251	168	A	V
Remark	1. No other spurious found. 2. All results are PASS against Peak and Average limit line.												

Band 3 - Straddle Channel

WIFI 802.11n HT20 (Band Edge @ 3m)

WIFI Ant. 2	Note	Frequency (MHz)	Level (dBμV/m)	Over Limit (dB)	Limit Line (dBμV/m)	Read Level (dBμV)	Antenna Factor (dB/m)	Path Loss (dB)	Preamp Factor (dB)	Ant Pos (cm)	Table Pos (deg)	Peak Avg. (P/A)	Pol. (H/V)
802.11n HT20 CH 144 5720MHz		5447.89	49.84	-24.16	74	37.99	31.59	10.25	29.99	160	88	P	H
		5468.56	48.22	-19.98	68.2	36.34	31.6	10.27	29.99	160	88	P	H
		5436.58	39.97	-14.03	54	28.17	31.55	10.24	29.99	160	88	A	H
	*	5720	109.7	-	-	97.6	31.74	10.51	30.15	160	88	P	H
	*	5720	101.49	-	-	89.39	31.74	10.51	30.15	160	88	A	H
		5875.25	51.72	-16.48	68.2	39.28	32.05	10.65	30.26	160	88	P	H
		5396.8	50.58	-23.42	74	38.99	31.38	10.21	30	317	92	P	V
		5467	49.28	-18.92	68.2	37.4	31.6	10.27	29.99	317	92	P	V
		5407.72	40.57	-13.43	54	28.92	31.43	10.22	30	317	92	A	V
	*	5720	111.83	-	-	99.73	31.74	10.51	30.15	317	92	P	V
	*	5720	104.16	-	-	92.06	31.74	10.51	30.15	317	92	A	V
		5879.5	52.22	-15.98	68.2	39.76	32.06	10.66	30.26	317	92	P	V
Remark	1. No other spurious found. 2. All results are PASS against Peak and Average limit line.												

Band 3 - Straddle Channel

WIFI 802.11n HT20 (Harmonic @ 3m)

WIFI Ant. 2	Note	Frequency (MHz)	Level (dBμV/m)	Over Limit (dB)	Limit Line (dBμV/m)	Read Level (dBμV)	Antenna Factor (dB/m)	Path Loss (dB)	Preamp Factor (dB)	Ant Pos (cm)	Table Pos (deg)	Peak Avg. (P/A)	Pol. (H/V)
802.11n HT20 CH 144 5720MHz		11440	48.83	-25.17	74	54.56	40.04	15.1	60.87	100	0	P	H
		17160	49.81	-18.39	68.2	49.46	40.72	18.23	58.6	100	0	P	H
		17989	60.47	-13.53	74	50.01	48.8	18.93	57.27	100	15	P	H
		17989	48.68	-5.32	54	38.22	48.8	18.93	57.27	100	15	A	H
		11440	48.72	-25.28	74	54.45	40.04	15.1	60.87	100	0	P	V
		17160	49.7	-18.5	68.2	49.35	40.72	18.23	58.6	100	0	P	V
		18000	58.83	-15.17	74	48.13	49	18.94	57.24	100	23	P	V
		18000	48.94	-5.06	54	38.24	49	18.94	57.24	100	23	A	V
Remark	1. No other spurious found. 2. All results are PASS against Peak and Average limit line.												

Band 3 - Straddle Channel

WIFI 802.11n HT40 (Band Edge @ 3m)

WIFI Ant. 2	Note	Frequency (MHz)	Level (dBμV/m)	Over Limit (dB)	Limit Line (dBμV/m)	Read Level (dBμV)	Antenna Factor (dB/m)	Path Loss (dB)	Preamp Factor (dB)	Ant Pos (cm)	Table Pos (deg)	Peak Avg. (P/A)	Pol. (H/V)
802.11n HT40 CH 142 5710MHz		5362.87	49.25	-24.75	74	37.89	31.18	10.18	30	161	90	P	H
		5463.88	49.86	-18.34	68.2	37.99	31.6	10.26	29.99	161	90	P	H
		5452.18	40.61	-13.39	54	28.75	31.6	10.25	29.99	161	90	A	H
	*	5710	106.61	-	-	94.53	31.72	10.5	30.14	161	90	P	H
	*	5710	98.85	-	-	86.77	31.72	10.5	30.14	161	90	A	H
		5862.75	50.89	-17.31	68.2	38.47	32.03	10.64	30.25	161	90	P	H
		5387.83	50.18	-23.82	74	38.65	31.33	10.2	30	317	62	P	V
		5467.39	49.21	-18.99	68.2	37.33	31.6	10.27	29.99	317	62	P	V
		5399.53	40.93	-13.07	54	29.32	31.4	10.21	30	317	62	A	V
	*	5710	108.73	-	-	96.65	31.72	10.5	30.14	317	62	P	V
	*	5710	101.11	-	-	89.03	31.72	10.5	30.14	317	62	A	V
		5869.5	51.81	-16.39	68.2	39.38	32.04	10.65	30.26	317	62	P	V
Remark	1. No other spurious found. 2. All results are PASS against Peak and Average limit line.												

Band 3 - Straddle Channel

WIFI 802.11n HT40 (Harmonic @ 3m)

WIFI Ant. 2	Note	Frequency (MHz)	Level (dBμV/m)	Over Limit (dB)	Limit Line (dBμV/m)	Read Level (dBμV)	Antenna Factor (dB/m)	Path Loss (dB)	Preamp Factor (dB)	Ant Pos (cm)	Table Pos (deg)	Peak Avg. (P/A)	Pol. (H/V)
802.11n HT40 CH 142 5710MHz		11420	48.1	-25.9	74	53.86	40.02	15.09	60.87	100	0	P	H
		17130	50.16	-18.04	68.2	49.91	40.66	18.21	58.62	100	0	P	H
		17989	58.82	-15.18	74	48.36	48.8	18.93	57.27	100	26	P	H
		17989	48.94	-5.06	54	38.48	48.8	18.93	57.27	100	26	A	H
		11420	47.65	-26.35	74	53.41	40.02	15.09	60.87	100	0	P	V
		17130	48.91	-19.29	68.2	48.66	40.66	18.21	58.62	100	0	P	V
		17989	58.95	-15.05	74	48.49	48.8	18.93	57.27	100	15	P	V
		17989	48.64	-5.36	54	38.18	48.8	18.93	57.27	100	15	A	V
Remark	1. No other spurious found. 2. All results are PASS against Peak and Average limit line.												

Band 3 - Straddle Channel

WIFI 802.11ac VHT80 (Band Edge @ 3m)

WIFI Ant. 2	Note	Frequency (MHz)	Level (dBμV/m)	Over Limit (dB)	Limit Line (dBμV/m)	Read Level (dBμV)	Antenna Factor (dB/m)	Path Loss (dB)	Preamp Factor (dB)	Ant Pos (cm)	Table Pos (deg)	Peak Avg. (P/A)	Pol. (H/V)
802.11ac VHT80 CH 138 5690MHz		5459.59	48.65	-25.35	74	36.78	31.6	10.26	29.99	212	62	P	H
		5468.56	49.84	-18.36	68.2	37.96	31.6	10.27	29.99	212	62	P	H
		5449.06	43.16	-10.84	54	31.3	31.6	10.25	29.99	212	62	A	H
	*	5690	101.57	-	-	89.52	31.7	10.48	30.13	212	62	P	H
	*	5690	94.68	-	-	82.63	31.7	10.48	30.13	212	62	A	H
		5859.4	52.4	-15.8	68.2	39.99	32.02	10.64	30.25	212	62	P	H
		5450.62	50.54	-23.46	74	38.68	31.6	10.25	29.99	196	19	P	V
		5465.44	50.46	-17.74	68.2	38.58	31.6	10.27	29.99	196	19	P	V
		5459.2	44.06	-9.94	54	32.19	31.6	10.26	29.99	196	19	A	V
	*	5690	103.34	-	-	91.29	31.7	10.48	30.13	196	19	P	V
	*	5690	96.55	-	-	84.5	31.7	10.48	30.13	196	19	A	V
		5857.6	57.75	-10.45	68.2	45.34	32.02	10.64	30.25	196	19	P	V
Remark	1. No other spurious found. 2. All results are PASS against Peak and Average limit line.												

Band 3 - Straddle Channel

WIFI 802.11ac VHT80 (Harmonic @ 3m)

WIFI Ant. 2	Note	Frequency (MHz)	Level (dBμV/m)	Over Limit (dB)	Limit Line (dBμV/m)	Read Level (dBμV)	Antenna Factor (dB/m)	Path Loss (dB)	Preamp Factor (dB)	Ant Pos (cm)	Table Pos (deg)	Peak Avg. (P/A)	Pol. (H/V)
802.11ac VHT80 CH 138 5690MHz		11380	48.82	-25.18	74	54.64	39.98	15.07	60.87	100	0	P	H
		17070	49.29	-18.91	68.2	49.19	40.6	18.16	58.66	100	0	P	H
		17989	58.78	-15.22	74	48.32	48.8	18.93	57.27	100	19	P	H
		17989	48.64	-5.36	54	38.18	48.8	18.93	57.27	100	19	A	H
		11380	48.28	-25.72	74	54.1	39.98	15.07	60.87	100	0	P	V
		17070	49.76	-18.44	68.2	49.66	40.6	18.16	58.66	100	0	P	V
		18000	59.32	-14.68	74	48.62	49	18.94	57.24	100	12	P	V
		18000	48.95	-5.05	54	38.25	49	18.94	57.24	100	12	A	V
Remark	1. No other spurious found. 2. All results are PASS against Peak and Average limit line.												

Emission above 18GHz

WIFI 802.11n HT40 (SHF @ 3m)

WIFI Ant. 2	Note	Frequency (MHz)	Level (dBμV/m)	Over Limit (dB)	Limit Line (dBμV/m)	Read Level (dBμV)	Antenna Factor (dB/m)	Path Loss (dB)	Preamp Factor (dB)	Ant Pos (cm)	Table Pos (deg)	Peak Avg. (P/A)	Pol. (H/V)
802.11n HT40 SHF		23152	39.35	-28.85	68.2	57.88	38.66	-3.12	54.07	150	0	P	H
		34176	40.72	-27.48	68.2	59.18	41.37	-1.75	58.08	150	0	P	H
		23088	39.09	-34.91	74	57.55	38.76	-3.14	54.08	150	0	P	V
		34960	40.22	-27.98	68.2	57.41	42.74	-1.44	58.49	150	0	P	V
Remark	1. No other spurious found. 2. All results are PASS against limit line.												

Emission below 1GHz

WIFI 802.11n HT40 (LF @ 3m)

WIFI Ant. 2	Note	Frequency (MHz)	Level (dBμV/m)	Over Limit (dB)	Limit Line (dBμV/m)	Read Level (dBμV)	Antenna Factor (dB/m)	Path Loss (dB)	Preamp Factor (dB)	Ant Pos (cm)	Table Pos (deg)	Peak Avg. (P/A)	Pol. (H/V)
802.11n HT40 LF		30	22.85	-17.15	40	30.14	24.59	0.61	32.49	-	-	P	H
		121.18	21.22	-22.28	43.5	34.9	17.38	1.49	32.55	-	-	P	H
		191.02	26.16	-17.34	43.5	41.97	14.76	1.89	32.46	-	-	P	H
		632.37	26.92	-19.08	46	29.74	26.17	3.4	32.39	-	-	P	H
		748.77	29.19	-16.81	46	30.06	27.89	3.69	32.45	-	-	P	H
		944.71	32.69	-13.31	46	29.36	30.41	4.25	31.33	100	0	P	H
		52.31	25.85	-14.15	40	44.17	13.33	0.93	32.58	100	0	P	V
		188.11	23.23	-20.27	43.5	39.13	14.7	1.86	32.46	-	-	P	V
		267.65	23.87	-22.13	46	34.51	19.5	2.29	32.43	-	-	P	V
		525.67	26.09	-19.91	46	31.61	23.98	3.11	32.61	-	-	P	V
		702.21	28.57	-17.43	46	31.05	26.39	3.58	32.45	-	-	P	V
		862.26	31.14	-14.86	46	29.91	29.03	4.02	31.82	-	-	P	V
Remark	1. No other spurious found. 2. All results are PASS against limit line.												

Band 2 - 5250~5350MHz

WIFI 802.11a (Band Edge @ 3m)

WIFI Ant. 1+2	Note	Frequency (MHz)	Level (dBµV/m)	Over Limit (dB)	Limit Line (dBµV/m)	Read Level (dBµV)	Antenna Factor (dB/m)	Path Loss (dB)	Preamp Factor (dB)	Ant Pos (cm)	Table Pos (deg)	Peak Avg. (P/A)	Pol. (H/V)
802.11a CH 52 5260MHz		4822	54.1	-19.9	74	43.44	31.1	9.63	30.07	299	332	P	H
		4822	44.88	-9.12	54	34.22	31.1	9.63	30.07	299	332	A	H
		5040.46	50.34	-23.66	74	38.86	31.62	9.88	30.02	205	13	P	H
		5149.26	42.29	-11.71	54	30.5	31.8	10	30.01	205	13	A	H
	*	5260	110.96	-	-	99.66	31.2	10.1	30	205	13	P	H
	*	5260	102.84	-	-	91.54	31.2	10.1	30	205	13	A	H
		5378.16	50.66	-23.34	74	39.2	31.27	10.19	30	205	13	P	H
		5411.76	43.68	-10.32	54	32.01	31.45	10.22	30	205	13	A	H
		4822	59.36	-14.64	74	48.7	31.1	9.63	30.07	214	49	P	V
		4822	50.52	-3.48	54	39.86	31.1	9.63	30.07	214	49	A	V
		5147.9	50.96	-23.04	74	39.17	31.8	10	30.01	196	66	P	V
		5044.54	42.6	-11.4	54	31.07	31.66	9.89	30.02	196	66	A	V
	*	5260	116.8	-	-	105.5	31.2	10.1	30	196	66	P	V
	*	5260	109.29	-	-	97.99	31.2	10.1	30	196	66	A	V
		5372.64	53.05	-20.95	74	41.62	31.24	10.19	30	196	66	P	V
		5417.28	43.87	-10.13	54	32.17	31.47	10.22	29.99	196	66	A	V
802.11a CH 60 5300MHz		4858	53.66	-20.34	74	42.97	31.08	9.67	30.06	294	334	P	H
		4858	44.81	-9.19	54	34.12	31.08	9.67	30.06	294	334	A	H
		5046.92	49.59	-24.41	74	38.04	31.68	9.89	30.02	200	13	P	H
		5082.96	40.2	-13.8	54	28.52	31.77	9.93	30.02	200	13	A	H
	*	5300	111.3	-	-	99.97	31.2	10.13	30	200	13	P	H
	*	5300	103.77	-	-	92.44	31.2	10.13	30	200	13	A	H
		5350.32	59.53	-14.47	74	48.26	31.1	10.17	30	200	13	P	H
		5350.08	48.46	-5.54	54	37.19	31.1	10.17	30	200	13	A	H
		4858	58.78	-15.22	74	48.09	31.08	9.67	30.06	186	50	P	V
		4858	50.12	-3.88	54	39.43	31.08	9.67	30.06	186	50	A	V
		5140.42	51.21	-22.79	74	39.43	31.8	9.99	30.01	205	66	P	V
		5087.04	42.52	-11.48	54	30.83	31.77	9.93	30.01	205	66	A	V
	*	5300	116.52	-	-	105.19	31.2	10.13	30	205	66	P	V
	*	5300	109.17	-	-	97.84	31.2	10.13	30	205	66	A	V
		5350.56	62.78	-11.22	74	51.51	31.1	10.17	30	205	66	P	V
		5352.24	53	-1	54	41.72	31.11	10.17	30	205	66	A	V

WIFI Ant. 1+2	Note	Frequency (MHz)	Level (dBμV/m)	Over Limit (dB)	Limit Line (dBμV/m)	Read Level (dBμV)	Antenna Factor (dB/m)	Path Loss (dB)	Preamp Factor (dB)	Ant Pos (cm)	Table Pos (deg)	Peak Avg. (P/A)	Pol. (H/V)
802.11a CH 64 5320MHz		4876.5	52.93	-21.07	74	42.24	31.05	9.69	30.05	291	333	P	H
		4876.5	42.34	-11.66	54	31.65	31.05	9.69	30.05	291	333	A	H
	*	5320	109.06	-	-	97.75	31.16	10.15	30	195	16	P	H
	*	5320	101.7	-	-	90.39	31.16	10.15	30	195	16	A	H
		5352.24	57.17	-16.83	74	45.89	31.11	10.17	30	195	16	P	H
		5350.08	49.44	-4.56	54	38.17	31.1	10.17	30	195	16	A	H
		4876.5	55	-19	74	44.31	31.05	9.69	30.05	208	49	P	V
		4876.5	46.57	-7.43	54	35.88	31.05	9.69	30.05	208	49	A	V
	*	5320	114.8	-	-	103.49	31.16	10.15	30	205	61	P	V
	*	5320	107.33	-	-	96.02	31.16	10.15	30	205	61	A	V
		5354.4	60.93	-13.07	74	49.63	31.13	10.17	30	205	61	P	V
		5352.72	51.61	-2.39	54	40.32	31.12	10.17	30	205	61	A	V
Remark	1. No other spurious found. 2. All results are PASS against Peak and Average limit line.												

Band 2 5250~5350MHz

WIFI 802.11a (Harmonic @ 3m)

WIFI Ant. 1+2	Note	Frequency (MHz)	Level (dBμV/m)	Over Limit (dB)	Limit Line (dBμV/m)	Read Level (dBμV)	Antenna Factor (dB/m)	Path Loss (dB)	Preamp Factor (dB)	Ant Pos (cm)	Table Pos (deg)	Peak Avg. (P/A)	Pol. (H/V)
802.11a CH 52 5260MHz		10520	53.17	-15.03	68.2	59.77	39.7	14.63	60.93	100	0	P	H
		15780	49.3	-24.7	74	56.45	37.16	17.14	61.45	100	0	P	H
		18000	58.79	-15.21	74	48.09	49	18.94	57.24	343	268	P	H
		18000	48.8	-5.2	54	38.1	49	18.94	57.24	343	268	A	H
		10520	52.47	-15.73	68.2	59.07	39.7	14.63	60.93	100	0	P	V
		15780	49.25	-24.75	74	56.4	37.16	17.14	61.45	100	0	P	V
		17989	58.77	-15.23	74	48.31	48.8	18.93	57.27	351	298	P	V
		17989	49.83	-4.17	54	39.37	48.8	18.93	57.27	351	298	A	V
802.11a CH 60 5300MHz		10600	57.1	-16.9	74	63.65	39.7	14.67	60.92	198	357	P	H
		10600	45.61	-8.39	54	52.16	39.7	14.67	60.92	198	357	A	H
		15900	48.42	-25.58	74	55.02	37.2	17.19	60.99	185	1	P	H
		15900	35.95	-18.05	54	42.55	37.2	17.19	60.99	185	1	A	H
		18000	58.73	-15.27	74	48.03	49	18.94	57.24	349	186	P	H
		18000	49.61	-4.39	54	38.91	49	18.94	57.24	349	186	A	H
		10600	57.11	-16.89	74	63.66	39.7	14.67	60.92	205	356	P	V
		10600	45	-9	54	51.55	39.7	14.67	60.92	205	356	A	V
		15900	52.33	-21.67	74	58.93	37.2	17.19	60.99	202	99	P	V
		15900	38.61	-15.39	54	45.21	37.2	17.19	60.99	202	99	A	V
		18000	58.77	-15.23	74	48.07	49	18.94	57.24	312	212	P	V
		18000	49.33	-4.67	54	38.63	49	18.94	57.24	312	212	A	V
802.11a CH 64 5320MHz		10640	54.96	-19.04	74	61.4	39.78	14.69	60.91	206	45	P	H
		10640	45.19	-8.81	54	51.63	39.78	14.69	60.91	206	45	A	H
		15960	47.78	-26.22	74	54.05	37.26	17.23	60.76	100	0	P	H
		17989	59.36	-14.64	74	48.9	48.8	18.93	57.27	300	178	P	H
		17989	48.97	-5.03	54	38.51	48.8	18.93	57.27	300	178	A	H
		10640	54.03	-19.97	74	60.47	39.78	14.69	60.91	195	355	P	V
		10640	44.23	-9.77	54	50.67	39.78	14.69	60.91	195	355	A	V
		15960	47.86	-26.14	74	54.13	37.26	17.23	60.76	100	0	P	V
		18000	59.51	-14.49	74	48.81	49	18.94	57.24	100	264	P	V
		18000	49.49	-4.51	54	38.79	49	18.94	57.24	100	264	A	V
Remark	1. No other spurious found. 2. All results are PASS against Peak and Average limit line.												

Band 2 5250~5350MHz

WIFI 802.11n HT20 (Band Edge @ 3m)

WIFI Ant. 1+2	Note	Frequency (MHz)	Level (dBμV/m)	Over Limit (dB)	Limit Line (dBμV/m)	Read Level (dBμV)	Antenna Factor (dB/m)	Path Loss (dB)	Preamp Factor (dB)	Ant Pos (cm)	Table Pos (deg)	Peak Avg. (P/A)	Pol. (H/V)
802.11n HT20 CH 52 5260MHz		4822	53.89	-20.11	74	43.23	31.1	9.63	30.07	300	330	P	H
		4822	44.11	-9.89	54	33.45	31.1	9.63	30.07	300	330	A	H
		5147.56	49.95	-24.05	74	38.17	31.8	9.99	30.01	204	355	P	H
		5147.22	40.52	-13.48	54	28.74	31.8	9.99	30.01	204	355	A	H
	*	5260	109.95	-	-	98.65	31.2	10.1	30	204	355	P	H
	*	5260	102.83	-	-	91.53	31.2	10.1	30	204	355	A	H
		5379.36	49.63	-24.37	74	38.16	31.28	10.19	30	204	355	P	H
		5418.72	40.99	-13.01	54	29.28	31.47	10.23	29.99	204	355	A	H
		4822	58.79	-15.21	74	48.13	31.1	9.63	30.07	203	49	P	V
		4822	49.81	-4.19	54	39.15	31.1	9.63	30.07	203	49	A	V
		5142.12	52.28	-21.72	74	40.5	31.8	9.99	30.01	205	76	P	V
		5149.26	42.8	-11.2	54	31.01	31.8	10	30.01	205	76	A	V
	*	5260	116.19	-	-	104.89	31.2	10.1	30	205	76	P	V
	*	5260	108.52	-	-	97.22	31.2	10.1	30	205	76	A	V
		5363.76	52.59	-21.41	74	41.23	31.18	10.18	30	205	76	P	V
		5416.56	43.09	-10.91	54	31.4	31.47	10.22	30	205	76	A	V
802.11n HT20 CH 60 5300MHz		4858	52.63	-21.37	74	41.94	31.08	9.67	30.06	326	334	P	H
		4858	43.17	-10.83	54	32.48	31.08	9.67	30.06	326	334	A	H
		5059.84	50.39	-23.61	74	38.79	31.72	9.9	30.02	209	355	P	H
		5138.04	40.35	-13.65	54	28.58	31.8	9.98	30.01	209	355	A	H
	*	5300	110.25	-	-	98.92	31.2	10.13	30	209	355	P	H
	*	5300	102.55	-	-	91.22	31.2	10.13	30	209	355	A	H
		5351.76	56.25	-17.75	74	44.97	31.11	10.17	30	209	355	P	H
		5350.32	48.3	-5.7	54	37.03	31.1	10.17	30	209	355	A	H
		4858	57.26	-16.74	74	46.57	31.08	9.67	30.06	222	52	P	V
		4858	48.24	-5.76	54	37.55	31.08	9.67	30.06	222	52	A	V
		5139.4	50.41	-23.59	74	38.63	31.8	9.99	30.01	186	71	P	V
		5147.56	42.59	-11.41	54	30.81	31.8	9.99	30.01	186	71	A	V
	*	5300	115.6	-	-	104.27	31.2	10.13	30	186	71	P	V
	*	5300	107.6	-	-	96.27	31.2	10.13	30	186	71	A	V
		5350.8	61.12	-12.88	74	49.85	31.1	10.17	30	186	71	P	V
		5350.08	52	-2	54	40.73	31.1	10.17	30	186	71	A	V

WIFI Ant. 1+2	Note	Frequency (MHz)	Level (dBμV/m)	Over Limit (dB)	Limit Line (dBμV/m)	Read Level (dBμV)	Antenna Factor (dB/m)	Path Loss (dB)	Preamp Factor (dB)	Ant Pos (cm)	Table Pos (deg)	Peak Avg. (P/A)	Pol. (H/V)
802.11n HT20 CH 64 5320MHz	*	5320	108.08	-	-	96.77	31.16	10.15	30	211	352	P	H
	*	5320	100.69	-	-	89.38	31.16	10.15	30	211	352	A	H
		5351.52	60.35	-13.65	74	49.07	31.11	10.17	30	211	352	P	H
		5351.28	49.18	-4.82	54	37.9	31.11	10.17	30	211	352	A	H
	*	5320	114.02	-	-	102.71	31.16	10.15	30	209	67	P	V
	*	5320	106.38	-	-	95.07	31.16	10.15	30	209	67	A	V
		5351.04	62.25	-11.75	74	50.97	31.11	10.17	30	209	67	P	V
		5351.04	52.69	-1.31	54	41.41	31.11	10.17	30	209	67	A	V
Remark	1. No other spurious found. 2. All results are PASS against Peak and Average limit line.												

Band 2 5250~5350MHz

WIFI 802.11n HT20 (Harmonic @ 3m)

WIFI Ant. 1+2	Note	Frequency (MHz)	Level (dBμV/m)	Over Limit (dB)	Limit Line (dBμV/m)	Read Level (dBμV)	Antenna Factor (dB/m)	Path Loss (dB)	Preamp Factor (dB)	Ant Pos (cm)	Table Pos (deg)	Peak Avg. (P/A)	Pol. (H/V)
802.11n HT20 CH 52 5260MHz		10520	52.46	-15.74	68.2	59.06	39.7	14.63	60.93	100	0	P	H
		15780	48.7	-25.3	74	55.85	37.16	17.14	61.45	100	0	P	H
		17989	59.42	-14.58	74	48.96	48.8	18.93	57.27	300	158	P	H
		17989	49.23	-4.77	54	38.77	48.8	18.93	57.27	300	158	A	H
		10520	52.8	-15.4	68.2	59.4	39.7	14.63	60.93	100	0	P	V
		15780	49.99	-24.01	74	57.14	37.16	17.14	61.45	100	0	P	V
		17989	59	-15	74	48.54	48.8	18.93	57.27	100	274	P	V
		17989	49.16	-4.84	54	38.7	48.8	18.93	57.27	100	274	A	V
802.11n HT20 CH 60 5300MHz		10600	58.37	-15.63	74	64.92	39.7	14.67	60.92	212	42	P	H
		10600	45.63	-8.37	54	52.18	39.7	14.67	60.92	212	42	A	H
		15900	48.38	-25.62	74	54.98	37.2	17.19	60.99	100	0	P	H
		18000	58.89	-15.11	74	48.19	49	18.94	57.24	300	125	P	H
		18000	48.98	-5.02	54	38.28	49	18.94	57.24	300	125	A	H
		10600	57.53	-16.47	74	64.08	39.7	14.67	60.92	209	350	P	V
		10600	45.33	-8.67	54	51.88	39.7	14.67	60.92	209	350	A	V
		15900	51.41	-22.59	74	58.01	37.2	17.19	60.99	197	64	P	V
		15900	39.81	-14.19	54	46.41	37.2	17.19	60.99	197	64	A	V
		18000	59.12	-14.88	74	48.42	49	18.94	57.24	100	234	P	V
		18000	49.27	-4.73	54	38.57	49	18.94	57.24	100	234	A	V
802.11n HT20 CH 64 5320MHz		10640	58.15	-15.85	74	64.59	39.78	13.99	60.91	216	48	P	H
		10640	47.46	-6.54	54	53.9	39.78	13.99	60.91	216	48	A	H
		15960	48.06	-25.94	74	54.33	37.26	16.88	60.76	100	0	P	H
		17989	59.31	-14.69	74	48.85	48.8	18.23	57.27	300	147	P	H
		17989	49.11	-4.89	54	38.65	48.8	18.23	57.27	300	147	A	H
		10640	55.48	-18.52	74	61.92	39.78	13.99	60.91	204	349	P	V
		10640	46.03	-7.97	54	52.47	39.78	13.99	60.91	204	349	A	V
		15960	48.02	-25.98	74	54.29	37.26	16.88	60.76	100	0	P	V
		18000	60.07	-13.93	74	49.37	49	18.24	57.24	100	235	P	V
		18000	50.18	-3.82	54	39.48	49	18.24	57.24	100	235	A	V
Remark	1. No other spurious found. 2. All results are PASS against Peak and Average limit line.												

Band 2 5250~5350MHz

WIFI 802.11n HT40 (Band Edge @ 3m)

WIFI Ant. 1+2	Note	Frequency (MHz)	Level (dBμV/m)	Over Limit (dB)	Limit Line (dBμV/m)	Read Level (dBμV)	Antenna Factor (dB/m)	Path Loss (dB)	Preamp Factor (dB)	Ant Pos (cm)	Table Pos (deg)	Peak Avg. (P/A)	Pol. (H/V)
802.11n HT40 CH 54 5270MHz		5144.16	51.57	-22.43	74	39.79	31.8	9.99	30.01	211	356	P	H
		5149.26	42.52	-11.48	54	30.73	31.8	10	30.01	211	356	A	H
	*	5270	106.15	-	-	94.84	31.2	10.11	30	211	356	P	H
	*	5270	100.68	-	-	89.37	31.2	10.11	30	211	356	A	H
		5351.76	55.28	-18.72	74	44	31.11	10.17	30	211	356	P	H
		5350.08	48.04	-5.96	54	36.77	31.1	10.17	30	211	356	A	H
		5149.94	55.85	-18.15	74	44.06	31.8	10	30.01	202	75	P	V
		5149.94	46.75	-7.25	54	34.96	31.8	10	30.01	202	75	A	V
	*	5270	112.97	-	-	101.66	31.2	10.11	30	202	75	P	V
	*	5270	104.63	-	-	93.32	31.2	10.11	30	202	75	A	V
		5351.76	62.33	-11.67	74	51.05	31.11	10.17	30	202	75	P	V
		5351.04	53.04	-0.96	54	41.76	31.11	10.17	30	202	75	A	V
802.11n HT40 CH 62 5310MHz		5142.12	48.76	-25.24	74	36.98	31.8	9.99	30.01	214	354	P	H
		5092.14	40.73	-13.27	54	29.02	31.78	9.94	30.01	214	354	A	H
	*	5310	100.42	-	-	89.1	31.18	10.14	30	214	354	P	H
	*	5310	92.85	-	-	81.53	31.18	10.14	30	214	354	A	H
		5357.52	55.69	-18.31	74	44.36	31.15	10.18	30	214	354	P	H
		5352.24	47.41	-6.59	54	36.13	31.11	10.17	30	214	354	A	H
		5093.16	49.97	-24.03	74	38.25	31.79	9.94	30.01	206	63	P	V
		5146.88	41.27	-12.73	54	29.49	31.8	9.99	30.01	206	63	A	V
	*	5310	106.08	-	-	94.76	31.18	10.14	30	206	63	P	V
	*	5310	98.41	-	-	87.09	31.18	10.14	30	206	63	A	V
		5351.52	60.88	-13.12	74	49.6	31.11	10.17	30	206	63	P	V
		5351.28	53.08	-0.92	54	41.8	31.11	10.17	30	206	63	A	V
Remark	1. No other spurious found. 2. All results are PASS against Peak and Average limit line.												

Band 2 5250~5350MHz

WIFI 802.11n HT40 (Harmonic @ 3m)

WIFI Ant. 1+2	Note	Frequency (MHz)	Level (dBμV/m)	Over Limit (dB)	Limit Line (dBμV/m)	Read Level (dBμV)	Antenna Factor (dB/m)	Path Loss (dB)	Preamp Factor (dB)	Ant Pos (cm)	Table Pos (deg)	Peak Avg. (P/A)	Pol. (H/V)
802.11n HT40 CH 54 5270MHz		10540	51.22	-16.98	68.2	57.8	39.7	14.64	60.92	100	0	P	H
		15810	47.16	-26.84	74	54.23	37.11	17.15	61.33	100	0	P	H
		17989	58.6	-15.4	74	48.14	48.8	18.93	57.27	300	156	P	H
		17989	49.16	-4.84	54	38.7	48.8	18.93	57.27	300	156	A	H
		10540	50.61	-17.59	68.2	57.19	39.7	14.64	60.92	100	0	P	V
		15810	46.49	-27.51	74	53.56	37.11	17.15	61.33	100	0	P	V
		18000	58.96	-15.04	74	48.26	49	18.94	57.24	100	267	P	V
		18000	49.57	-4.43	54	38.87	49	18.94	57.24	100	267	A	V
802.11n HT40 CH 62 5310MHz		10620	47.41	-26.59	74	53.9	39.74	14.68	60.91	100	0	P	H
		15930	44.98	-29.02	74	51.41	37.23	17.22	60.88	100	0	P	H
		18000	59.45	-14.55	74	48.75	49	18.94	57.24	300	138	P	H
		18000	49.61	-4.39	54	38.91	49	18.94	57.24	300	138	A	H
		10620	48.79	-25.21	74	55.28	39.74	14.68	60.91	100	0	P	V
		15930	44.82	-29.18	74	51.25	37.23	17.22	60.88	100	0	P	V
		17989	58.98	-15.02	74	48.52	48.8	18.93	57.27	100	243	P	V
		17989	49.43	-4.57	54	38.97	48.8	18.93	57.27	100	243	A	V
Remark	1. No other spurious found. 2. All results are PASS against Peak and Average limit line.												

Band 2 5250~5350MHz

WIFI 802.11ac VHT80 (Band Edge @ 3m)

WIFI Ant. 1+2	Note	Frequency (MHz)	Level (dBμV/m)	Over Limit (dB)	Limit Line (dBμV/m)	Read Level (dBμV)	Antenna Factor (dB/m)	Path Loss (dB)	Preamp Factor (dB)	Ant Pos (cm)	Table Pos (deg)	Peak Avg. (P/A)	Pol. (H/V)
802.11ac VHT80 CH 58 5290MHz		5080.92	48.6	-25.4	74	36.94	31.76	9.92	30.02	205	357	P	H
		5135.32	42.52	-11.48	54	30.75	31.8	9.98	30.01	205	357	A	H
	*	5290	96.7	-	-	85.38	31.2	10.12	30	205	357	P	H
	*	5290	89.62	-	-	78.3	31.2	10.12	30	205	357	A	H
		5357.04	54.1	-19.9	74	42.78	31.14	10.18	30	205	357	P	H
		5354.16	48.23	-5.77	54	36.94	31.12	10.17	30	205	357	A	H
		5149.26	50.46	-23.54	74	38.67	31.8	10	30.01	195	69	P	V
		5149.94	43.93	-10.07	54	32.14	31.8	10	30.01	195	69	A	V
	*	5290	102.97	-	-	91.65	31.2	10.12	30	195	69	P	V
	*	5290	95.98	-	-	84.66	31.2	10.12	30	195	69	A	V
		5355.84	59.06	-14.94	74	47.75	31.14	10.17	30	195	69	P	V
		5387.52	52.87	-1.13	54	41.34	31.33	10.2	30	195	69	A	V
Remark	1. No other spurious found. 2. All results are PASS against Peak and Average limit line.												

Band 2 5250~5350MHz

WIFI 802.11ac VHT80 (Harmonic @ 3m)

WIFI Ant. 1+2	Note	Frequency (MHz)	Level (dBμV/m)	Over Limit (dB)	Limit Line (dBμV/m)	Read Level (dBμV)	Antenna Factor (dB/m)	Path Loss (dB)	Preamp Factor (dB)	Ant Pos (cm)	Table Pos (deg)	Peak Avg. (P/A)	Pol. (H/V)
802.11ac VHT80 CH 58 5290MHz		10580	47.84	-20.36	68.2	54.4	39.7	14.66	60.92	100	0	P	H
		15870	45.86	-28.14	74	52.61	37.17	17.18	61.1	100	0	P	H
		18000	59.75	-14.25	74	49.05	49	18.94	57.24	300	136	P	H
		18000	49.98	-4.02	54	39.28	49	18.94	57.24	300	136	A	H
		10580	47.27	-20.93	68.2	53.83	39.7	14.66	60.92	100	0	P	V
		15870	46.14	-27.86	74	52.89	37.17	17.18	61.1	100	0	P	V
		18000	60.04	-13.96	74	49.34	49	18.94	57.24	100	254	P	V
		18000	50.34	-3.66	54	39.64	49	18.94	57.24	100	254	A	V
Remark	1. No other spurious found. 2. All results are PASS against Peak and Average limit line.												

Band 3 - 5470~5725MHz

WIFI 802.11a (Band Edge @ 3m)

WIFI Ant. 1+2	Note	Frequency (MHz)	Level (dBμV/m)	Over Limit (dB)	Limit Line (dBμV/m)	Read Level (dBμV)	Antenna Factor (dB/m)	Path Loss (dB)	Preamp Factor (dB)	Ant Pos (cm)	Table Pos (deg)	Peak Avg. (P/A)	Pol. (H/V)
802.11a CH 100 5500MHz		5041.5	54.94	-19.06	74	43.45	31.63	9.88	30.02	289	328	P	H
		5041.5	44.31	-9.69	54	32.82	31.63	9.88	30.02	289	328	A	H
		5453.04	55.64	-18.36	74	43.77	31.6	10.26	29.99	199	91	P	H
		5467.44	63.62	-4.58	68.2	51.74	31.6	10.27	29.99	199	91	P	H
		5457.84	46.67	-7.33	54	34.8	31.6	10.26	29.99	199	91	A	H
	*	5500	108.71	-	-	96.8	31.6	10.3	29.99	199	91	P	H
	*	5500	101.06	-	-	89.15	31.6	10.3	29.99	199	91	A	H
		5041.5	56.76	-17.24	74	45.27	31.63	9.88	30.02	198	52	P	V
		5041.5	47.88	-6.12	54	36.39	31.63	9.88	30.02	198	52	A	V
		5459.76	61.02	-12.98	74	49.15	31.6	10.26	29.99	201	49	P	V
		5469.68	66.47	-1.73	68.2	54.59	31.6	10.27	29.99	201	49	P	V
		5460	51.1	-2.9	54	39.23	31.6	10.26	29.99	201	49	A	V
	*	5500	114.24	-	-	102.33	31.6	10.3	29.99	201	49	P	V
	*	5500	106.85	-	-	94.94	31.6	10.3	29.99	201	49	A	V
802.11a CH 116 5580MHz		5115	53.48	-20.52	74	41.73	31.8	9.96	30.01	289	328	P	H
		5115	44.2	-9.8	54	32.45	31.8	9.96	30.01	289	328	A	H
		5433.04	49.52	-24.48	74	37.74	31.53	10.24	29.99	202	347	P	H
		5469.76	49.23	-18.97	68.2	37.35	31.6	10.27	29.99	202	347	P	H
		5458.72	40.43	-13.57	54	28.56	31.6	10.26	29.99	202	347	A	H
	*	5580	110.42	-	-	98.55	31.56	10.36	30.05	202	347	P	H
	*	5580	102.74	-	-	90.87	31.56	10.36	30.05	202	347	A	H
		5725.31	48.71	-19.49	68.2	36.59	31.75	10.52	30.15	202	347	P	H
		5115	57.24	-16.76	74	45.49	31.8	9.96	30.01	206	45	P	V
		5115	47.26	-6.74	54	35.51	31.8	9.96	30.01	206	45	A	V
		5422.24	50.7	-23.3	74	38.97	31.49	10.23	29.99	179	122	P	V
		5459.92	50.59	-23.41	74	38.72	31.6	10.26	29.99	179	122	P	V
		5416.96	42.18	-11.82	54	30.48	31.47	10.22	29.99	179	122	A	V
	*	5580	114.72	-	-	102.85	31.56	10.36	30.05	179	122	P	V
	*	5580	107.27	-	-	95.4	31.56	10.36	30.05	179	122	A	V
		5733.815	49.51	-18.69	68.2	37.37	31.77	10.53	30.16	179	122	P	V

WIFI Ant. 1+2	Note	Frequency (MHz)	Level (dBμV/m)	Over Limit (dB)	Limit Line (dBμV/m)	Read Level (dBμV)	Antenna Factor (dB/m)	Path Loss (dB)	Preamp Factor (dB)	Ant Pos (cm)	Table Pos (deg)	Peak Avg. (P/A)	Pol. (H/V)
802.11a CH 140 5700MHz	*	5700	109.01	-	-	96.95	31.7	10.49	30.13	194	97	P	H
	*	5700	101.45	-	-	89.39	31.7	10.49	30.13	194	97	A	H
		5725.96	66.87	-1.33	68.2	54.75	31.75	10.52	30.15	194	97	P	H
	*	5700	111.89	-	-	99.83	31.7	10.49	30.13	283	94	P	V
	*	5700	104.43	-	-	92.37	31.7	10.49	30.13	283	94	A	V
		5726.6	67.44	-0.76	68.2	55.32	31.75	10.52	30.15	283	94	P	V
Remark	1. No other spurious found. 2. All results are PASS against Peak and Average limit line.												

Band 3 - 5470~5725MHz

WIFI 802.11a (Harmonic @ 3m)

WIFI Ant. 1+2	Note	Frequency (MHz)	Level (dBμV/m)	Over Limit (dB)	Limit Line (dBμV/m)	Read Level (dBμV)	Antenna Factor (dB/m)	Path Loss (dB)	Preamp Factor (dB)	Ant Pos (cm)	Table Pos (deg)	Peak Avg. (P/A)	Pol. (H/V)
802.11a CH 100 5500MHz		11000	57.25	-16.75	74	62.83	40.4	14.88	60.86	200	30	P	H
		11000	47.16	-6.84	54	52.74	40.4	14.88	60.86	200	30	A	H
		16500	53.73	-14.47	68.2	55.71	38.9	17.68	58.56	100	0	P	H
		17989	59.59	-14.41	74	49.13	48.8	18.93	57.27	300	105	P	H
		17989	49.93	-4.07	54	39.47	48.8	18.93	57.27	300	105	A	H
		11000	55	-19	74	60.58	40.4	14.88	60.86	200	135	P	V
		11000	45.28	-8.72	54	50.86	40.4	14.88	60.86	200	135	A	V
		16500	53.93	-14.27	68.2	55.91	38.9	17.68	58.56	100	0	P	V
		18000	59.69	-14.31	74	48.99	49	18.94	57.24	100	249	P	V
		18000	49.44	-4.56	54	38.74	49	18.94	57.24	100	249	A	V
802.11a CH 116 5580MHz		11160	55.55	-18.45	74	61.49	39.96	14.96	60.86	210	28	P	H
		11160	46.28	-7.72	54	52.22	39.96	14.96	60.86	210	28	A	H
		16740	54.3	-13.9	68.2	55.11	39.94	17.88	58.63	100	0	P	H
		18000	60.13	-13.87	74	49.43	49	18.94	57.24	300	141	P	H
		18000	50.35	-3.65	54	39.65	49	18.94	57.24	300	141	A	H
		11160	56.17	-17.83	74	62.11	39.96	14.96	60.86	204	96	P	V
		11160	46.85	-7.15	54	52.79	39.96	14.96	60.86	204	96	A	V
		16740	55.19	-13.01	68.2	56	39.94	17.88	58.63	100	0	P	V
		17989	60.17	-13.83	74	49.71	48.8	18.93	57.27	100	284	P	V
		17989	50.31	-3.69	54	39.85	48.8	18.93	57.27	100	284	A	V
802.11a CH 140 5700MHz		11400	49.35	-24.65	74	55.14	40	15.08	60.87	100	0	P	H
		17100	55.73	-12.47	68.2	55.59	40.6	18.18	58.64	100	0	P	H
		17989	59.06	-14.94	74	48.6	48.8	18.93	57.27	300	146	P	H
		17989	49.11	-4.89	54	38.65	48.8	18.93	57.27	300	146	A	H
		11400	49.21	-24.79	74	55	40	15.08	60.87	100	0	P	V
		17100	56.3	-11.9	68.2	56.16	40.6	18.18	58.64	100	0	P	V
		17989	59.36	-14.64	74	48.9	48.8	18.93	57.27	100	249	P	V
		17989	49.41	-4.59	54	38.95	48.8	18.93	57.27	100	249	A	V
Remark	1. No other spurious found. 2. All results are PASS against Peak and Average limit line.												

Band 3 - 5470~5725MHz

WIFI 802.11n HT20 (Band Edge @ 3m)

WIFI Ant. 1+2	Note	Frequency (MHz)	Level (dBμV/m)	Over Limit (dB)	Limit Line (dBμV/m)	Read Level (dBμV)	Antenna Factor (dB/m)	Path Loss (dB)	Preamp Factor (dB)	Ant Pos (cm)	Table Pos (deg)	Peak Avg. (P/A)	Pol. (H/V)
802.11n HT20 CH 100 5500MHz		5459.92	60.28	-13.72	74	48.41	31.6	10.26	29.99	201	95	P	H
		5469.36	66.44	-1.76	68.2	54.56	31.6	10.27	29.99	201	95	P	H
		5460	48.39	-5.61	54	36.52	31.6	10.26	29.99	201	95	A	H
	*	5500	108.76	-	-	96.85	31.6	10.3	29.99	201	95	P	H
	*	5500	100.86	-	-	88.95	31.6	10.3	29.99	201	95	A	H
		5456.08	54.11	-19.89	74	42.24	31.6	10.26	29.99	199	51	P	V
		5468.24	62.77	-5.43	68.2	50.89	31.6	10.27	29.99	199	51	P	V
		5459.92	44.26	-9.74	54	32.39	31.6	10.26	29.99	199	51	A	V
	*	5500	112.85	-	-	100.94	31.6	10.3	29.99	199	51	P	V
	*	5500	104.75	-	-	92.84	31.6	10.3	29.99	199	51	A	V
802.11n HT20 CH 116 5580MHz		5443.6	50.7	-23.3	74	38.87	31.57	10.25	29.99	205	320	P	H
		5467.6	49.93	-18.27	68.2	38.05	31.6	10.27	29.99	205	320	P	H
		5455.84	40.3	-13.7	54	28.43	31.6	10.26	29.99	205	320	A	H
	*	5580	108.95	-	-	97.08	31.56	10.36	30.05	205	320	P	H
	*	5580	101.39	-	-	89.52	31.56	10.36	30.05	205	320	A	H
		5753.66	49.97	-18.23	68.2	37.79	31.8	10.55	30.17	205	320	P	H
		5456.56	51.6	-22.4	74	39.73	31.6	10.26	29.99	182	150	P	V
		5462.32	51.04	-17.16	68.2	39.17	31.6	10.26	29.99	182	150	P	V
		5459.92	42.22	-11.78	54	30.35	31.6	10.26	29.99	182	150	A	V
	*	5580	113.43	-	-	101.56	31.56	10.36	30.05	182	150	P	V
	*	5580	106.05	-	-	94.18	31.56	10.36	30.05	182	150	A	V
		5730.98	50.04	-18.16	68.2	37.92	31.76	10.52	30.16	182	150	P	V
802.11n HT20 CH 140 5700MHz	*	5700	108.9	-	-	96.84	31.7	10.49	30.13	202	322	P	H
	*	5700	101.13	-	-	89.07	31.7	10.49	30.13	202	322	A	H
		5726.92	65.67	-2.53	68.2	53.55	31.75	10.52	30.15	202	322	P	H
	*	5700	99.82	-	-	87.76	31.7	10.49	30.13	186	160	P	V
	*	5700	92.62	-	-	80.56	31.7	10.49	30.13	186	160	A	V
		5726.28	58.34	-9.86	68.2	46.22	31.75	10.52	30.15	186	160	P	V
Remark	1. No other spurious found. 2. All results are PASS against Peak and Average limit line.												

Band 3 - 5470~5725MHz

WIFI 802.11n HT20 (Harmonic @ 3m)

WIFI Ant. 1+2	Note	Frequency (MHz)	Level (dBμV/m)	Over Limit (dB)	Limit Line (dBμV/m)	Read Level (dBμV)	Antenna Factor (dB/m)	Path Loss (dB)	Preamp Factor (dB)	Ant Pos (cm)	Table Pos (deg)	Peak Avg. (P/A)	Pol. (H/V)
802.11n HT20 CH 100 5500MHz		11000	55.25	-18.75	74	60.83	40.4	14.88	60.86	200	28	P	H
		11000	43.81	-10.19	54	49.39	40.4	14.88	60.86	200	28	A	H
		16504	53.68	-14.52	68.2	55.66	38.9	17.68	58.56	100	0	P	H
		18000	60.69	-13.31	74	49.99	49	18.94	57.24	100	14	P	H
		18000	48.85	-5.15	54	38.15	49	18.94	57.24	100	14	A	H
		11000	52.58	-21.42	74	58.16	40.4	14.88	60.86	100	140	P	V
		11000	44.12	-9.88	54	49.7	40.4	14.88	60.86	100	140	A	V
		16500	53.93	-14.27	68.2	55.91	38.9	17.68	58.56	100	0	P	V
		17989	60.27	-13.73	74	49.81	48.8	18.93	57.27	100	22	P	V
		17989	48.72	-5.28	54	38.26	48.8	18.93	57.27	100	22	A	V
802.11n HT20 CH 116 5580MHz		11160	55.2	-18.8	74	61.14	39.96	14.96	60.86	200	15	P	H
		11160	43.9	-10.1	54	49.84	39.96	14.96	60.86	200	15	A	H
		16740	54.7	-13.5	68.2	55.51	39.94	17.88	58.63	100	0	P	H
		17978	58.67	-15.33	74	48.43	48.6	18.93	57.29	100	12	P	H
		17978	48.6	-5.4	54	38.36	48.6	18.93	57.29	100	12	A	H
		11160	54.08	-19.92	74	60.02	39.96	14.96	60.86	100	163	P	V
		11160	42.34	-11.66	54	48.28	39.96	14.96	60.86	100	163	A	V
		16740	55.13	-13.07	68.2	55.94	39.94	17.88	58.63	100	0	P	V
		17989	59.24	-14.76	74	48.78	48.8	18.93	57.27	100	12	P	V
		17989	48.68	-5.32	54	38.22	48.8	18.93	57.27	100	12	A	V
802.11n HT20 CH 140 5700MHz		11400	48.36	-25.64	74	54.15	40	15.08	60.87	100	0	P	H
		17100	51.74	-16.46	68.2	51.6	40.6	18.18	58.64	100	0	P	H
		18000	59.31	-14.69	74	48.61	49	18.94	57.24	100	18	P	H
		18000	48.87	-5.13	54	38.17	49	18.94	57.24	100	18	A	H
		11400	48.37	-25.63	74	54.16	40	15.08	60.87	100	0	P	V
		17100	51.59	-16.61	68.2	51.45	40.6	18.18	58.64	100	0	P	V
		17989	59.07	-14.93	74	48.61	48.8	18.93	57.27	100	25	P	V
		17989	48.72	-5.28	54	38.26	48.8	18.93	57.27	100	25	A	V
Remark	1. No other spurious found. 2. All results are PASS against Peak and Average limit line.												

Band 3 - 5470~5725MHz

WIFI 802.11n HT40 (Band Edge @ 3m)

WIFI Ant. 1+2	Note	Frequency (MHz)	Level (dBμV/m)	Over Limit (dB)	Limit Line (dBμV/m)	Read Level (dBμV)	Antenna Factor (dB/m)	Path Loss (dB)	Preamp Factor (dB)	Ant Pos (cm)	Table Pos (deg)	Peak Avg. (P/A)	Pol. (H/V)
802.11n HT40 CH 102 5510MHz		5458.96	56.97	-17.03	74	45.1	31.6	10.26	29.99	203	183	P	H
		5469.52	62.23	-5.97	68.2	50.35	31.6	10.27	29.99	203	183	P	H
		5459.68	48.36	-5.64	54	36.49	31.6	10.26	29.99	203	183	A	H
	*	5510	102.6	-	-	90.72	31.58	10.3	30	203	183	P	H
	*	5510	94.94	-	-	83.06	31.58	10.3	30	203	183	A	H
		5740.745	48.32	-19.88	68.2	36.17	31.78	10.53	30.16	203	183	P	H
		5459.92	63.26	-10.74	74	51.39	31.6	10.26	29.99	187	147	P	V
		5470	66.47	-1.73	68.2	54.59	31.6	10.27	29.99	187	147	P	V
		5459.92	52.58	-1.42	54	40.71	31.6	10.26	29.99	187	147	A	V
	*	5510	107.25	-	-	95.37	31.58	10.3	30	187	147	P	V
	*	5510	99.58	-	-	87.7	31.58	10.3	30	187	147	A	V
		5735.075	48.77	-19.43	68.2	36.63	31.77	10.53	30.16	187	147	P	V
802.11n HT40 CH 110 5550MHz		5459.92	58.58	-15.42	74	46.71	31.6	10.26	29.99	204	340	P	H
		5467.36	62.28	-5.92	68.2	50.4	31.6	10.27	29.99	204	340	P	H
		5459.92	49.56	-4.44	54	37.69	31.6	10.26	29.99	204	340	A	H
	*	5550	106.9	-	-	95.09	31.5	10.34	30.03	204	340	P	H
	*	5550	99.27	-	-	87.46	31.5	10.34	30.03	204	340	A	H
		5740.745	49.93	-18.27	68.2	37.78	31.78	10.53	30.16	204	340	P	H
		5459.68	63.84	-10.16	74	51.97	31.6	10.26	29.99	190	109	P	V
		5469.28	65.2	-3	68.2	53.32	31.6	10.27	29.99	190	109	P	V
		5459.92	53.26	-0.74	54	41.39	31.6	10.26	29.99	190	109	A	V
	*	5550	110.69	-	-	98.88	31.5	10.34	30.03	190	109	P	V
	*	5550	103.57	-	-	91.76	31.5	10.34	30.03	190	109	P	V
		5732.555	50.8	-17.4	68.2	38.66	31.77	10.53	30.16	190	109	A	V

WIFI Ant. 1+2	Note	Frequency (MHz)	Level (dBµV/m)	Over Limit (dB)	Limit Line (dBµV/m)	Read Level (dBµV)	Antenna Factor (dB/m)	Path Loss (dB)	Preamp Factor (dB)	Ant Pos (cm)	Table Pos (deg)	Peak Avg. (P/A)	Pol. (H/V)
802.11n HT40 CH 134 5670MHz		5416.97	48.32	-25.68	74	36.62	31.47	10.22	29.99	205	312	P	H
		5469.51	47.96	-20.24	68.2	36.08	31.6	10.27	29.99	205	312	P	H
		5435.1	40.54	-13.46	54	28.75	31.54	10.24	29.99	205	312	A	H
	*	5670	106.32	-	-	94.27	31.7	10.46	30.11	205	312	P	H
	*	5670	98.57	-	-	86.52	31.7	10.46	30.11	205	312	A	H
		5729.475	63.19	-5.01	68.2	51.07	31.76	10.52	30.16	205	312	P	H
		5421.78	50.82	-23.18	74	39.09	31.49	10.23	29.99	189	130	P	V
		5469.14	50.16	-18.04	68.2	38.28	31.6	10.27	29.99	189	130	P	V
		5446.94	42.21	-11.79	54	30.36	31.59	10.25	29.99	189	130	A	V
	*	5670	108.82	-	-	96.77	31.7	10.46	30.11	189	130	P	V
	*	5670	101.61	-	-	89.56	31.7	10.46	30.11	189	130	A	V
		5725	66.98	-1.22	68.2	54.86	31.75	10.52	30.15	189	130	P	V
Remark	1. No other spurious found. 2. All results are PASS against Peak and Average limit line.												

Band 3 - 5470~5725MHz

WIFI 802.11n HT40 (Harmonic @ 3m)

WIFI Ant. 1+2	Note	Frequency (MHz)	Level (dBμV/m)	Over Limit (dB)	Limit Line (dBμV/m)	Read Level (dBμV)	Antenna Factor (dB/m)	Path Loss (dB)	Preamp Factor (dB)	Ant Pos (cm)	Table Pos (deg)	Peak Avg. (P/A)	Pol. (H/V)
802.11n HT40 CH 102 5510MHz		11020	49.91	-24.09	74	55.52	40.36	14.89	60.86	100	0	P	H
		16530	48.58	-19.62	68.2	50.58	38.87	17.7	58.57	100	0	P	H
		18000	59.58	-14.42	74	48.88	49	18.94	57.24	300	103	P	H
		18000	49.37	-4.63	54	38.67	49	18.94	57.24	300	103	A	H
		11020	49.42	-24.58	74	55.03	40.36	14.89	60.86	100	0	P	V
		16530	48.74	-19.46	68.2	50.74	38.87	17.7	58.57	100	0	P	V
		17989	59.34	-14.66	74	48.88	48.8	18.93	57.27	100	230	P	V
		17989	49.43	-4.57	54	38.97	48.8	18.93	57.27	100	230	A	V
802.11n HT40 CH 110 5550MHz		11100	55.36	-18.64	74	61.09	40.2	14.93	60.86	220	29	P	H
		11100	45.46	-8.54	54	51.19	40.2	14.93	60.86	220	29	A	H
		16650	52.23	-15.97	68.2	53.78	39.25	17.8	58.6	100	0	P	H
		17989	60.22	-13.78	74	49.76	48.8	18.93	57.27	300	139	P	H
		17989	50.43	-3.57	54	39.97	48.8	18.93	57.27	300	139	A	H
		11100	53.14	-20.86	74	58.87	40.2	14.93	60.86	204	96	P	V
		11100	44.36	-9.64	54	50.09	40.2	14.93	60.86	204	96	A	V
		16650	53.07	-15.13	68.2	54.62	39.25	17.8	58.6	100	0	P	V
		18000	59.42	-14.58	74	48.72	49	18.94	57.24	100	256	P	V
		18000	49.38	-4.62	54	38.68	49	18.94	57.24	100	256	A	V
802.11n HT40 CH 134 5670MHz		11340	48.38	-25.62	74	54.26	39.94	15.05	60.87	100	0	P	H
		17010	51.13	-17.07	68.2	51.11	40.6	18.11	58.69	100	0	P	H
		17989	59.47	-14.53	74	49.01	48.8	18.93	57.27	300	134	P	H
		17989	49.32	-4.68	54	38.86	48.8	18.93	57.27	300	134	A	H
		11340	48.47	-25.53	74	54.35	39.94	15.05	60.87	100	0	P	V
		17010	50.99	-17.21	68.2	50.97	40.6	18.11	58.69	100	0	P	V
		17978	59.49	-14.51	74	49.25	48.6	18.93	57.29	100	249	P	V
		17978	49.91	-4.09	54	39.67	48.6	18.93	57.29	100	249	A	V
Remark	1. No other spurious found. 2. All results are PASS against Peak and Average limit line.												

Band 3 - 5470~5725MHz

WIFI 802.11ac VHT80 (Band Edge @ 3m)

WIFI Ant. 1+2	Note	Frequency (MHz)	Level (dBμV/m)	Over Limit (dB)	Limit Line (dBμV/m)	Read Level (dBμV)	Antenna Factor (dB/m)	Path Loss (dB)	Preamp Factor (dB)	Ant Pos (cm)	Table Pos (deg)	Peak Avg. (P/A)	Pol. (H/V)
802.11ac VHT80 CH 106 5530MHz		5457.28	56.11	-17.89	74	44.24	31.6	10.26	29.99	206	314	P	H
		5469.28	55.8	-12.4	68.2	43.92	31.6	10.27	29.99	206	314	P	H
		5459.68	48.94	-5.06	54	37.07	31.6	10.26	29.99	206	314	A	H
	*	5530	95.44	-	-	83.59	31.54	10.32	30.01	206	314	P	H
	*	5530	88.31	-	-	76.46	31.54	10.32	30.01	206	314	A	H
		5752.715	48.94	-19.26	68.2	36.76	31.8	10.55	30.17	206	314	P	H
		5457.04	58.85	-15.15	74	46.98	31.6	10.26	29.99	170	120	P	V
		5464.48	60.32	-7.88	68.2	48.45	31.6	10.26	29.99	170	120	P	V
		5458.96	53.18	-0.82	54	41.31	31.6	10.26	29.99	170	120	A	V
	*	5530	99.73	-	-	87.88	31.54	10.32	30.01	170	120	P	V
	*	5530	92.97	-	-	81.12	31.54	10.32	30.01	170	120	A	V
		5740.43	48.01	-20.19	68.2	35.86	31.78	10.53	30.16	170	120	P	V
802.11ac VHT80 CH 122 5610MHz		5454.16	53.85	-20.15	74	41.98	31.6	10.26	29.99	204	346	P	H
		5467.36	54.75	-13.45	68.2	42.87	31.6	10.27	29.99	204	346	P	H
		5454.4	48.03	-5.97	54	36.16	31.6	10.26	29.99	204	346	A	H
	*	5610	101.4	-	-	89.46	31.62	10.39	30.07	204	346	P	H
	*	5610	94.49	-	-	82.55	31.62	10.39	30.07	204	346	A	H
		5742.32	54.02	-14.18	68.2	41.86	31.78	10.54	30.16	204	346	P	H
		5459.44	59.52	-14.48	74	47.65	31.6	10.26	29.99	100	114	P	V
		5467.36	59.17	-9.03	68.2	47.29	31.6	10.27	29.99	100	114	P	V
		5454.64	52.4	-1.6	54	40.53	31.6	10.26	29.99	100	114	A	V
	*	5610	106.41	-	-	94.47	31.62	10.39	30.07	100	114	P	V
	*	5610	96.83	-	-	84.89	31.62	10.39	30.07	100	114	A	V
		5727.83	57.7	-10.5	68.2	45.57	31.76	10.52	30.15	100	114	P	V
Remark	1. No other spurious found. 2. All results are PASS against Peak and Average limit line.												

Band 3 5470~5725MHz

WIFI 802.11ac VHT80 (Harmonic @ 3m)

WIFI Ant. 1+2	Note	Frequency (MHz)	Level (dBμV/m)	Over Limit (dB)	Limit Line (dBμV/m)	Read Level (dBμV)	Antenna Factor (dB/m)	Path Loss (dB)	Preamp Factor (dB)	Ant Pos (cm)	Table Pos (deg)	Peak Avg. (P/A)	Pol. (H/V)
802.11ac VHT80 CH 106 5530MHz		11060	49.38	-24.62	74	55.05	40.28	14.91	60.86	100	0	P	H
		16590	48.66	-19.54	68.2	50.69	38.81	17.75	58.59	100	0	P	H
		18000	59.7	-14.3	74	49	49	18.94	57.24	300	142	P	H
		18000	49.57	-4.43	54	38.87	49	18.94	57.24	300	142	A	H
		11060	49.91	-24.09	74	55.58	40.28	14.91	60.86	100	0	P	V
		16590	48.04	-20.16	68.2	50.07	38.81	17.75	58.59	100	0	P	V
		17989	60.05	-13.95	74	49.59	48.8	18.93	57.27	100	241	P	V
		17989	50.08	-3.92	54	39.62	48.8	18.93	57.27	100	241	A	V
802.11ac VHT80 CH 122 5610MHz		11220	48.66	-25.34	74	54.71	39.82	14.99	60.86	100	0	P	H
		16830	50.84	-17.36	68.2	51.2	40.33	17.96	58.65	100	0	P	H
		18000	59.56	-14.44	74	48.86	49	18.94	57.24	300	132	P	H
		18000	49.62	-4.38	54	38.92	49	18.94	57.24	300	132	A	H
		11220	47.96	-26.04	74	54.01	39.82	14.99	60.86	100	0	P	V
		16830	50.82	-17.38	68.2	51.18	40.33	17.96	58.65	100	0	P	V
		17989	59.4	-14.6	74	48.94	48.8	18.93	57.27	100	274	P	V
		17989	49.31	-4.69	54	38.85	48.8	18.93	57.27	100	274	A	V
Remark	1. No other spurious found. 2. All results are PASS against Peak and Average limit line.												

Band 3 - Straddle Channel

WIFI 802.11a (Band Edge @ 3m)

WIFI Ant. 1+2	Note	Frequency (MHz)	Level (dBμV/m)	Over Limit (dB)	Limit Line (dBμV/m)	Read Level (dBμV)	Antenna Factor (dB/m)	Path Loss (dB)	Preamp Factor (dB)	Ant Pos (cm)	Table Pos (deg)	Peak Avg. (P/A)	Pol. (H/V)
802.11a CH 144 5720MHz		5384.71	48.74	-25.26	74	37.23	31.31	10.2	30	188	91	P	H
		5468.56	48.82	-19.38	68.2	36.94	31.6	10.27	29.99	188	91	P	H
		5402.26	40.36	-13.64	54	28.74	31.41	10.21	30	188	91	A	H
	*	5720	111.87	-	-	99.77	31.74	10.51	30.15	188	91	P	H
	*	5720	104.26	-	-	92.16	31.74	10.51	30.15	188	91	A	H
		5882.25	51.24	-16.96	68.2	38.79	32.06	10.66	30.27	188	91	P	H
		5398.75	50.85	-23.15	74	39.25	31.39	10.21	30	166	44	P	V
		5465.83	48.4	-19.8	68.2	36.52	31.6	10.27	29.99	166	44	P	V
		5402.26	42.12	-11.88	54	30.5	31.41	10.21	30	166	44	A	V
	*	5720	113.28	-	-	101.18	31.74	10.51	30.15	166	44	P	V
	*	5720	105.8	-	-	93.7	31.74	10.51	30.15	166	44	A	V
		5884.5	50.42	-17.78	68.2	37.96	32.07	10.66	30.27	166	44	P	V
Remark	1. No other spurious found. 2. All results are PASS against Peak and Average limit line.												

Band 3 - Straddle Channel

WIFI 802.11a (Harmonic @ 3m)

WIFI Ant. 1+2	Note	Frequency (MHz)	Level (dBμV/m)	Over Limit (dB)	Limit Line (dBμV/m)	Read Level (dBμV)	Antenna Factor (dB/m)	Path Loss (dB)	Preamp Factor (dB)	Ant Pos (cm)	Table Pos (deg)	Peak Avg. (P/A)	Pol. (H/V)
802.11a CH 144 5720MHz		11440	51.43	-22.57	74	57.16	40.04	15.1	60.87	245	320	P	H
		11440	40.18	-13.82	54	45.91	40.04	15.1	60.87	245	320	A	H
		17160	54.51	-13.69	68.2	54.16	40.72	18.23	58.6	100	0	P	H
		17989	59.79	-14.21	74	49.33	48.8	18.93	57.27	300	148	P	H
		17989	50.03	-3.97	54	39.57	48.8	18.93	57.27	300	148	A	H
		11440	50.46	-23.54	74	56.19	40.04	15.1	60.87	253	162	P	V
		11440	39.28	-14.72	54	45.01	40.04	15.1	60.87	253	162	A	V
		17160	53.84	-14.36	68.2	53.49	40.72	18.23	58.6	100	0	P	V
		17989	60.89	-13.11	74	50.43	48.8	18.93	57.27	267	357	P	V
		17989	50.79	-3.21	54	40.33	48.8	18.93	57.27	267	357	A	V
Remark	1. No other spurious found. 2. All results are PASS against Peak and Average limit line.												

Band 3 - Straddle Channel

WIFI 802.11n HT20 (Band Edge @ 3m)

WIFI Ant. 1+2	Note	Frequency (MHz)	Level (dBμV/m)	Over Limit (dB)	Limit Line (dBμV/m)	Read Level (dBμV)	Antenna Factor (dB/m)	Path Loss (dB)	Preamp Factor (dB)	Ant Pos (cm)	Table Pos (deg)	Peak Avg. (P/A)	Pol. (H/V)
802.11n HT20 CH 144 5720MHz		5443.6	49.04	-24.96	74	37.21	31.57	10.25	29.99	204	326	P	H
		5466.22	48.03	-20.17	68.2	36.15	31.6	10.27	29.99	204	326	P	H
		5404.99	39.92	-14.08	54	28.29	31.42	10.21	30	204	326	A	H
	*	5720	109.28	-	-	97.18	31.74	10.51	30.15	204	326	P	H
	*	5720	101.65	-	-	89.55	31.74	10.51	30.15	204	326	A	H
		5925.5	49.95	-18.25	68.2	37.41	32.15	10.69	30.3	204	326	P	H
		5398.75	51.12	-22.88	74	39.52	31.39	10.21	30	187	125	P	V
		5461.93	49.09	-19.11	68.2	37.22	31.6	10.26	29.99	187	125	P	V
		5401.48	42.13	-11.87	54	30.51	31.41	10.21	30	187	125	A	V
	*	5720	112.77	-	-	100.67	31.74	10.51	30.15	187	125	P	V
	*	5720	105.08	-	-	92.98	31.74	10.51	30.15	187	125	P	V
		5873	51.3	-16.9	68.2	38.86	32.05	10.65	30.26	187	125	A	V
Remark	1. No other spurious found. 2. All results are PASS against Peak and Average limit line.												

Band 3 - Straddle Channel

WIFI 802.11n HT20 (Harmonic @ 3m)

WIFI Ant. 1+2	Note	Frequency (MHz)	Level (dBμV/m)	Over Limit (dB)	Limit Line (dBμV/m)	Read Level (dBμV)	Antenna Factor (dB/m)	Path Loss (dB)	Preamp Factor (dB)	Ant Pos (cm)	Table Pos (deg)	Peak Avg. (P/A)	Pol. (H/V)
802.11n HT20 CH 144 5720MHz		11440	52.48	-21.52	74	58.21	40.04	15.1	60.87	200	15	P	H
		11440	41.16	-12.84	54	46.89	40.04	15.1	60.87	200	15	A	H
		17160	53.58	-14.62	68.2	53.23	40.72	18.23	58.6	100	0	P	H
		17989	59.76	-14.24	74	49.3	48.8	18.93	57.27	100	14	P	H
		17989	48.68	-5.32	54	38.22	48.8	18.93	57.27	100	14	A	H
		11440	49.94	-24.06	74	55.67	40.04	15.1	60.87	100	0	P	V
		17160	53.43	-14.77	68.2	53.08	40.72	18.23	58.6	100	0	P	V
		18000	59.73	-14.27	74	49.03	49	18.94	57.24	100	17	P	V
		18000	48.87	-5.13	54	38.17	49	18.94	57.24	100	17	A	V
Remark	1. No other spurious found. 2. All results are PASS against Peak and Average limit line.												

Band 3 - Straddle Channel

WIFI 802.11n HT40 (Band Edge @ 3m)

WIFI Ant. 1+2	Note	Frequency (MHz)	Level (dBμV/m)	Over Limit (dB)	Limit Line (dBμV/m)	Read Level (dBμV)	Antenna Factor (dB/m)	Path Loss (dB)	Preamp Factor (dB)	Ant Pos (cm)	Table Pos (deg)	Peak Avg. (P/A)	Pol. (H/V)
802.11n HT40 CH 142 5710MHz		5455.3	49.35	-24.65	74	37.48	31.6	10.26	29.99	207	320	P	H
		5461.54	49.34	-18.86	68.2	37.47	31.6	10.26	29.99	207	320	P	H
		5457.25	40.64	-13.36	54	28.77	31.6	10.26	29.99	207	320	A	H
	*	5710	106.96	-	-	94.88	31.72	10.5	30.14	207	320	P	H
	*	5710	99.82	-	-	87.74	31.72	10.5	30.14	207	320	A	H
		5869.25	51.27	-16.93	68.2	38.84	32.04	10.65	30.26	207	320	P	H
		5381.2	50.51	-23.49	74	39.03	31.29	10.19	30	186	154	P	V
		5465.05	50.27	-17.93	68.2	38.39	31.6	10.27	29.99	186	154	P	V
		5454.91	42.12	-11.88	54	30.25	31.6	10.26	29.99	186	154	A	V
	*	5710	109.44	-	-	97.36	31.72	10.5	30.14	186	154	P	V
	*	5710	102.1	-	-	90.02	31.72	10.5	30.14	186	154	A	V
		5861.25	51.41	-16.79	68.2	39	32.02	10.64	30.25	186	154	P	V
Remark	1. No other spurious found. 2. All results are PASS against Peak and Average limit line.												

Band 3 - Straddle Channel

WIFI 802.11n HT40 (Harmonic @ 3m)

WIFI Ant. 1+2	Note	Frequency (MHz)	Level (dBμV/m)	Over Limit (dB)	Limit Line (dBμV/m)	Read Level (dBμV)	Antenna Factor (dB/m)	Path Loss (dB)	Preamp Factor (dB)	Ant Pos (cm)	Table Pos (deg)	Peak Avg. (P/A)	Pol. (H/V)
802.11n HT40 CH 142 5710MHz		11420	49.11	-24.89	74	54.87	40.02	15.09	60.87	100	0	P	H
		17130	51.18	-17.02	68.2	50.93	40.66	18.21	58.62	100	0	P	H
		18000	59.25	-14.75	74	48.55	49	18.94	57.24	300	124	P	H
		18000	49.35	-4.65	54	38.65	49	18.94	57.24	300	124	A	H
		11420	48.93	-25.07	74	54.69	40.02	15.09	60.87	100	0	P	V
		17130	51.76	-16.44	68.2	51.51	40.66	18.21	58.62	100	0	P	V
		18000	60.29	-13.71	74	49.59	49	18.94	57.24	100	267	P	V
		18000	50.32	-3.68	54	39.62	49	18.94	57.24	100	267	A	V
Remark	1. No other spurious found. 2. All results are PASS against Peak and Average limit line.												

Band 3 - Straddle Channel

WIFI 802.11ac VHT80 (Band Edge @ 3m)

WIFI Ant. 1+2	Note	Frequency (MHz)	Level (dBμV/m)	Over Limit (dB)	Limit Line (dBμV/m)	Read Level (dBμV)	Antenna Factor (dB/m)	Path Loss (dB)	Preamp Factor (dB)	Ant Pos (cm)	Table Pos (deg)	Peak Avg. (P/A)	Pol. (H/V)
802.11ac VHT80 CH 138 5690MHz		5449.45	52.92	-21.08	74	41.06	31.6	10.25	29.99	200	91	P	H
		5465.05	53.32	-14.88	68.2	41.44	31.6	10.27	29.99	200	91	P	H
		5452.57	46.16	-7.84	54	34.3	31.6	10.25	29.99	200	91	A	H
	*	5690	104.78	-	-	92.73	31.7	10.48	30.13	200	91	P	H
	*	5690	98.69	-	-	86.64	31.7	10.48	30.13	200	91	A	H
		5856.2	59.8	-8.4	68.2	47.4	32.01	10.64	30.25	200	91	P	H
		5459.98	56.17	-17.83	74	44.3	31.6	10.26	29.99	100	117	P	V
		5466.22	58.5	-9.7	68.2	46.62	31.6	10.27	29.99	100	117	P	V
		5452.18	50.81	-3.19	54	38.95	31.6	10.25	29.99	100	117	A	V
	*	5690	107.92	-	-	95.87	31.7	10.48	30.13	100	117	P	V
	*	5690	101.02	-	-	88.97	31.7	10.48	30.13	100	117	A	V
		5852	59.66	-8.54	68.2	47.26	32	10.64	30.24	100	117	P	V
Remark	1. No other spurious found. 2. All results are PASS against Peak and Average limit line.												

Band 3 - Straddle Channel

WIFI 802.11ac VHT80 (Harmonic @ 3m)

WIFI Ant. 1+2	Note	Frequency (MHz)	Level (dBμV/m)	Over Limit (dB)	Limit Line (dBμV/m)	Read Level (dBμV)	Antenna Factor (dB/m)	Path Loss (dB)	Preamp Factor (dB)	Ant Pos (cm)	Table Pos (deg)	Peak Avg. (P/A)	Pol. (H/V)
802.11ac VHT80 CH 138 5690MHz		11380	48	-26	74	53.82	39.98	15.07	60.87	100	0	P	H
		17070	50.68	-17.52	68.2	50.58	40.6	18.16	58.66	100	0	P	H
		18000	60.18	-13.82	74	49.48	49	18.94	57.24	300	135	P	H
		18000	50.23	-3.77	54	39.53	49	18.94	57.24	300	135	A	H
		11380	47.66	-26.34	74	53.48	39.98	15.07	60.87	100	0	P	V
		17070	50.99	-17.21	68.2	50.89	40.6	18.16	58.66	100	0	P	V
		17989	60.14	-13.86	74	49.68	48.8	18.93	57.27	100	264	P	V
		17989	50.22	-3.78	54	39.76	48.8	18.93	57.27	100	264	A	V
Remark	1. No other spurious found. 2. All results are PASS against Peak and Average limit line.												

Emission above 18GHz

WIFI 802.11a (SHF @ 3m)

WIFI Ant. 1+2	Note	Frequency (MHz)	Level (dBμV/m)	Over Limit (dB)	Limit Line (dBμV/m)	Read Level (dBμV)	Antenna Factor (dB/m)	Path Loss (dB)	Preamp Factor (dB)	Ant Pos (cm)	Table Pos (deg)	Peak Avg. (P/A)	Pol. (H/V)
802.11a SHF		21312	38.17	-35.83	74	57.75	38.4	-3.28	54.7	150	0	P	H
		32300	39.05	-29.15	68.2	57.76	40.3	-1.95	57.06	150	0	P	H
		22232	38.78	-35.22	74	58.1	38.58	-3.29	54.61	150	0	P	V
		33364	39.56	-28.64	68.2	57.82	40.85	-1.86	57.25	150	0	P	V
Remark	1. No other spurious found. 2. All results are PASS against limit line.												

Emission below 1GHz

WIFI 802.11a (LF @ 3m)

WIFI Ant. 1+2	Note	Frequency (MHz)	Level (dBμV/m)	Over Limit (dB)	Limit Line (dBμV/m)	Read Level (dBμV)	Antenna Factor (dB/m)	Path Loss (dB)	Preamp Factor (dB)	Ant Pos (cm)	Table Pos (deg)	Peak Avg. (P/A)	Pol. (H/V)
802.11a LF		30.97	21.93	-18.07	40	29.6	24.21	0.62	32.5	-	-	P	H
		120.21	22.4	-21.1	43.5	36.05	17.43	1.47	32.55	-	-	P	H
		191.99	25.71	-17.79	43.5	41.52	14.76	1.89	32.46	-	-	P	H
		313.24	22.91	-23.09	46	33.61	19.39	2.41	32.5	-	-	P	H
		558.65	26.61	-19.39	46	30.06	25.94	3.22	32.61	-	-	P	H
		824.43	31.42	-14.58	46	31.48	28.05	3.91	32.02	100	0	P	H
		49.4	33.87	-6.13	40	50.99	14.57	0.89	32.58	100	0	P	V
		190.05	23.58	-19.92	43.5	39.42	14.74	1.88	32.46	-	-	P	V
		268.62	24.13	-21.87	46	34.95	19.33	2.28	32.43	-	-	P	V
		425.76	23.42	-22.58	46	30.13	22.94	2.76	32.41	-	-	P	V
		570.29	27.47	-18.53	46	30.88	25.89	3.26	32.56	-	-	P	V
		718.7	30.46	-15.54	46	32.49	26.81	3.61	32.45	-	-	P	V
Remark	1. No other spurious found. 2. All results are PASS against limit line.												

Note symbol

*	**Fundamental Frequency** which can be ignored. However, the level of any unwanted emissions shall not exceed the level of the fundamental frequency.
!	Test result is **over limit** line.
P/A	**P**eak or **A**verage
H/V	**H**orizontal or **V**ertical

A calculation example for radiated spurious emission is shown as below:

WIFI	Note	Frequency	Level	Over	Limit	Read	Antenna	Path	Preamp	Ant	Table	Peak	Pol.
				Limit	Line	Level	Factor	Loss	Factor	Pos	Pos	Avg.	
		(MHz)	(dBμV/m)	(dB)	(dBμV/m)	(dBμV)	(dB/m)	(dB)	(dB)	(cm)	(deg)	(P/A)	(H/V)
802.11b CH 01 2412MHz		2390	55.45	-18.55	74	54.51	32.22	4.58	35.86	103	308	P	H
		2390	43.54	-10.46	54	42.6	32.22	4.58	35.86	103	308	A	H

1. Path Loss(dB) = Cable loss(dB) + Filter loss(dB) + Attenuator loss(dB)
2. Level(dBμV/m) = Antenna Factor(dB/m) + Path Loss(dB) + Read Level(dBμV) - Preamp Factor(dB)
3. Over Limit(dB) = Level(dBμV/m) – Limit Line(dBμV/m)

For Peak Limit @ 2390MHz:

1. Level(dBμV/m)

= Antenna Factor(dB/m) + Path Loss(dB) + Read Level(dBμV) - Preamp Factor(dB)

= 32.22(dB/m) + 4.58(dB) + 54.51(dBμV) – 35.86 (dB)

= 55.45 (dBμV/m)

2. Over Limit(dB)

= Level(dBμV/m) – Limit Line(dBμV/m)

= 55.45(dBμV/m) – 74(dBμV/m)

= -18.55(dB)

For Average Limit @ 2390MHz:

1. Level(dBμV/m)

= Antenna Factor(dB/m) + Path Loss(dB) + Read Level(dBμV) - Preamp Factor(dB)

= 32.22(dB/m) + 4.58(dB) + 42.6(dBμV) – 35.86 (dB)

= 43.54 (dBμV/m)

2. Over Limit(dB) = Level(dBμV/m) – Limit Line(dBμV/m)

= 43.54(dBμV/m) – 54(dBμV/m)

= -10.46(dB)

Both peak and average measured complies with the limit line, so test result is “PASS”.

Appendix C. Radiated Spurious Emission

Test Engineer :	Leo Lee, Mancy Chou, and Bigshow Wang	**Temperature :**	23~26°C
		Relative Humidity :	40~56%

Note symbol

-L	**Low channel location**
-R	**High channel location**

Band 2 - 5250~5350MHz

WIFI 802.11a (Band Edge @ 3m)

WIFI	Band 2 5250~5350MHz Band Edge @ 3m	
ANT	802.11a CH52 5260MHz - L	
1	Horizontal	Fundamental
Peak	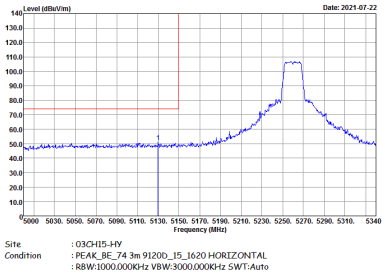	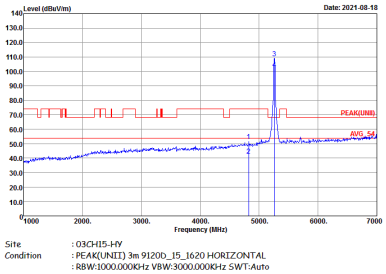
Avg.	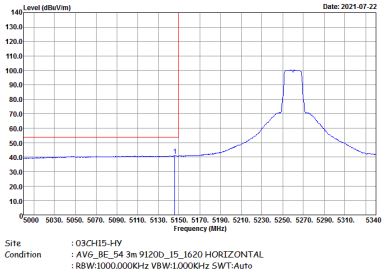	Left blank

WIFI	Band 2 5250~5350MHz Band Edge @ 3m	
ANT	802.11a CH52 5260MHz - R	
1	Horizontal	Fundamental
Peak	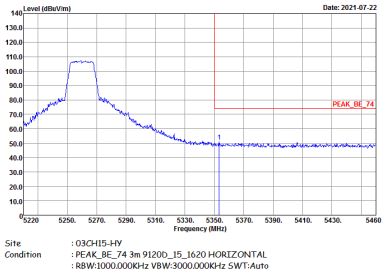	Left blank
Avg.	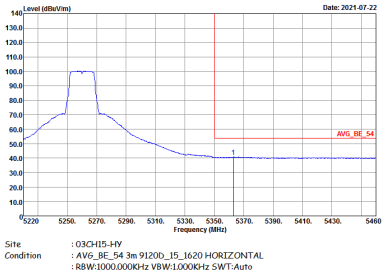	Left blank

WIFI	Band 2 5250~5350MHz Band Edge @ 3m	
ANT	802.11a CH52 5260MHz - L	
1	Vertical	Fundamental
Peak	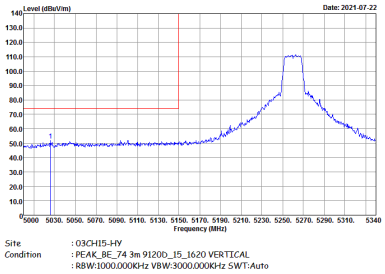	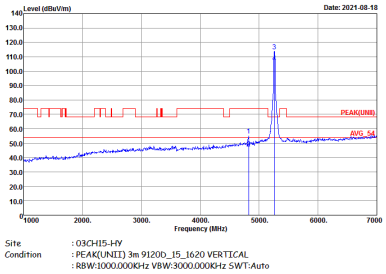
Avg.	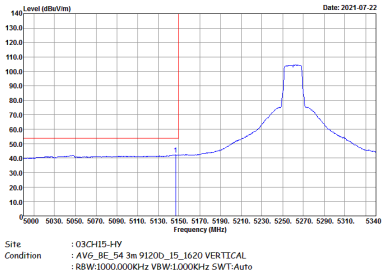	Left blank

WIFI	Band 2 5250~5350MHz Band Edge @ 3m	
ANT	802.11a CH52 5260MHz - R	
1	Vertical	Fundamental
Peak	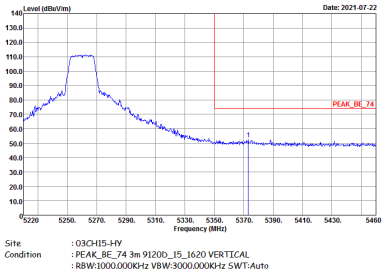	Left blank
Avg.	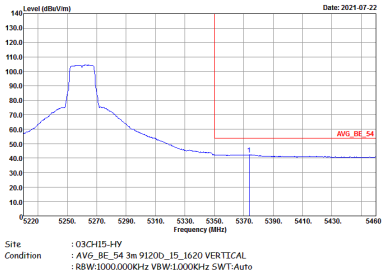	Left blank

WIFI	Band 2 5250~5350MHz Band Edge @ 3m	
ANT	802.11a CH60 5300MHz - L	
1	Horizontal	Fundamental
Peak	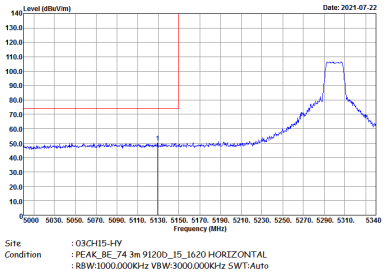	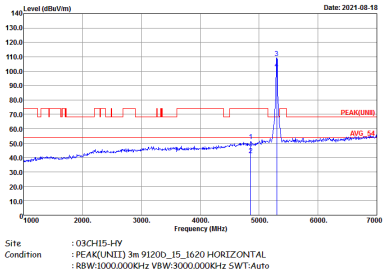
Avg.	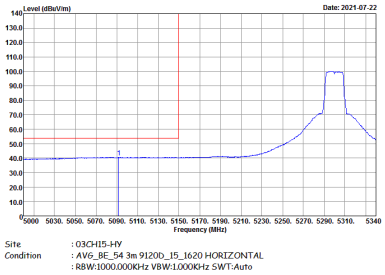	Left blank

WIFI	Band 2 5250~5350MHz Band Edge @ 3m	
ANT	802.11a CH60 5300MHz - R	
1	Horizontal	Fundamental
Peak	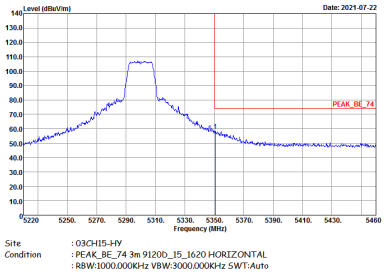	Left blank
Avg.	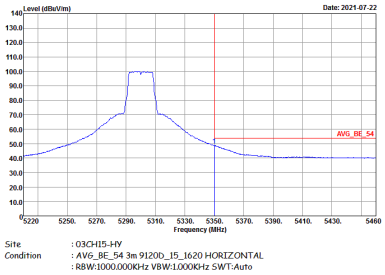	Left blank

WIFI	Band 2 5250~5350MHz Band Edge @ 3m	
ANT	802.11a CH60 5300MHz - L	
1	Vertical	Fundamental
Peak	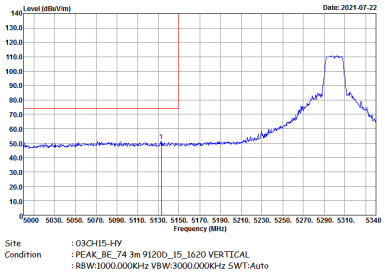	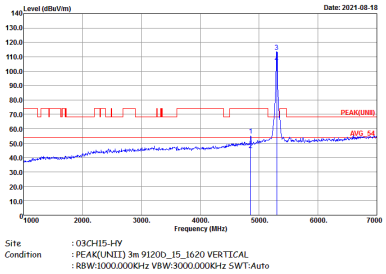
Avg.	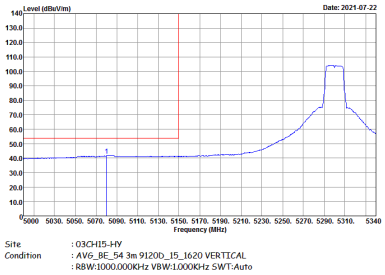	Left blank

WIFI	Band 2 5250~5350MHz Band Edge @ 3m	
ANT	802.11a CH60 5300MHz - R	
1	Vertical	Fundamental
Peak	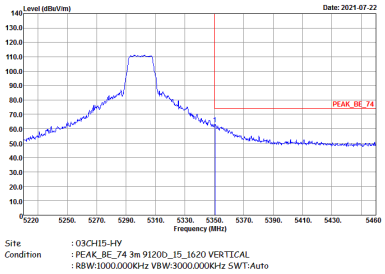	Left blank
Avg.	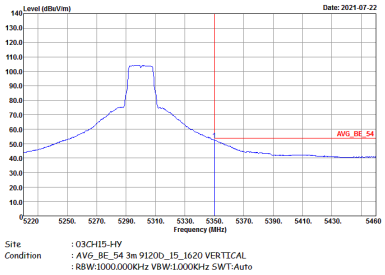	Left blank

WIFI	Band 2 5250~5350MHz Band Edge @ 3m	
ANT	802.11a CH64 5320MHz	
1	Horizontal	Fundamental
Peak	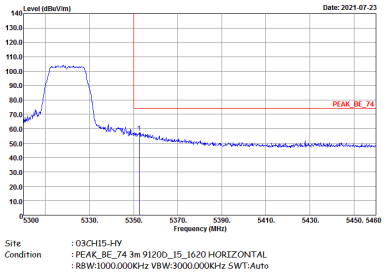	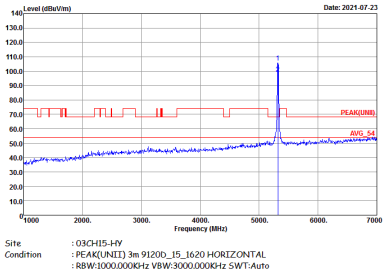
Avg.	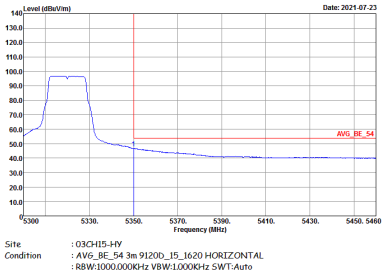	Left blank

WIFI	Band 2 5250~5350MHz Band Edge @ 3m	
ANT	802.11a CH64 5320MHz	
1	Vertical	Fundamental
Peak	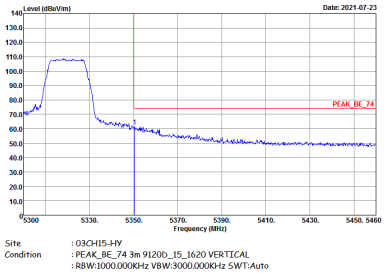	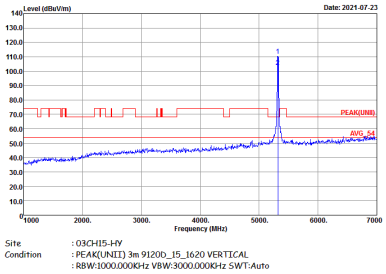
Avg.	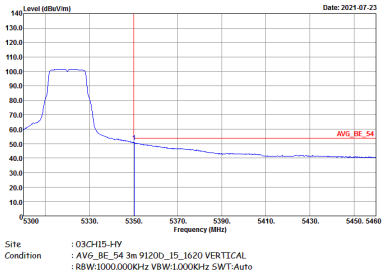	Left blank

Band 2 5250~5350MHz

WIFI 802.11n HT20 (Band Edge @ 3m)

WIFI	Band 2 5250~5350MHz Band Edge @ 3m	
ANT	802.11n HT20 CH52 5260MHz - L	
1	Horizontal	Fundamental
Peak	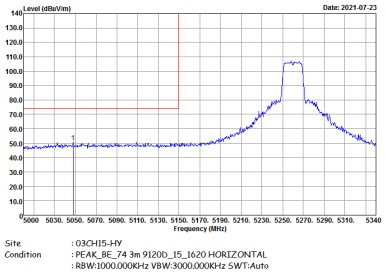	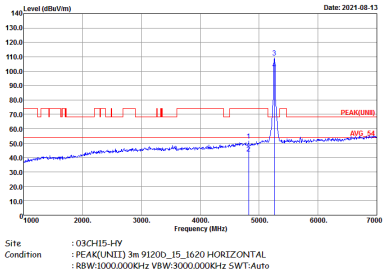
Avg.	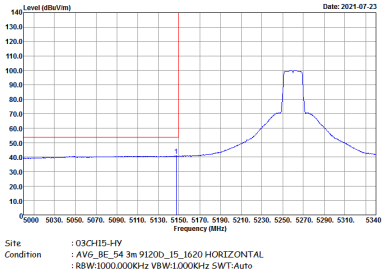	Left blank

WIFI	Band 2 5250~5350MHz Band Edge @ 3m	
ANT	802.11n HT20 CH52 5260MHz - R	
1	Horizontal	Fundamental
Peak	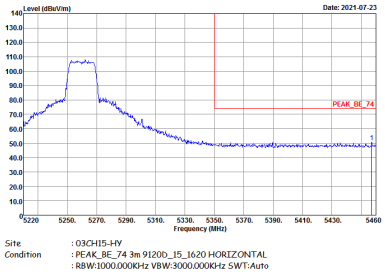	Left blank
Avg.	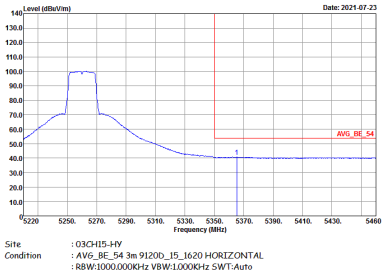	Left blank

WIFI	Band 2 5250~5350MHz Band Edge @ 3m	
ANT	802.11n HT20 CH52 5260MHz - L	
1	Vertical	Fundamental
Peak	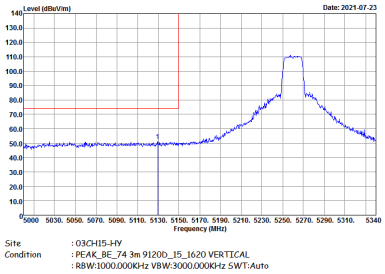	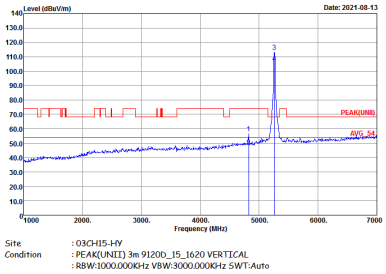
Avg.	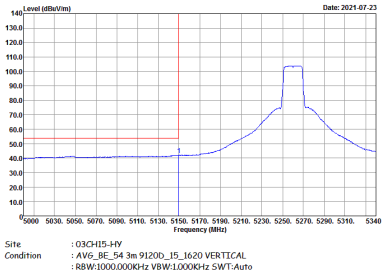	Left blank

WIFI	Band 2 5250~5350MHz Band Edge @ 3m	
ANT	802.11n HT20 CH52 5260MHz - R	
1	Vertical	Fundamental
Peak	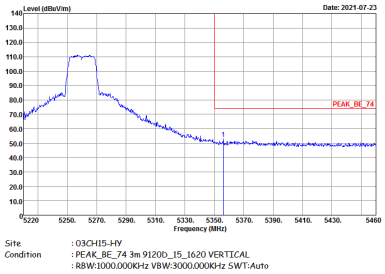	Left blank
Avg.	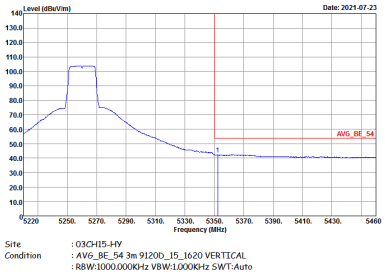	Left blank

WIFI	Band 2 5250~5350MHz Band Edge @ 3m	
ANT	802.11n HT20 CH60 5300MHz - L	
1	Horizontal	Fundamental
Peak	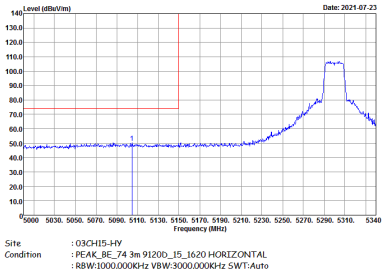	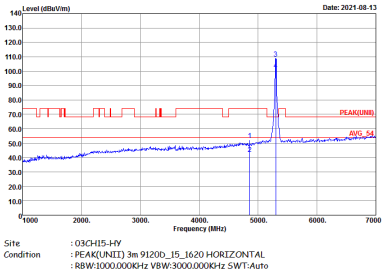
Avg.	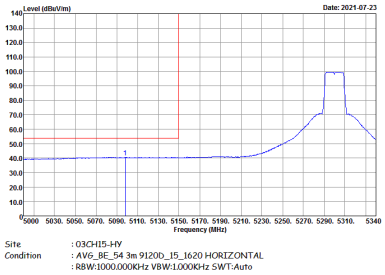	Left blank

WIFI	Band 2 5250~5350MHz Band Edge @ 3m	
ANT	802.11n HT20 CH60 5300MHz - R	
1	Horizontal	Vertical
Peak	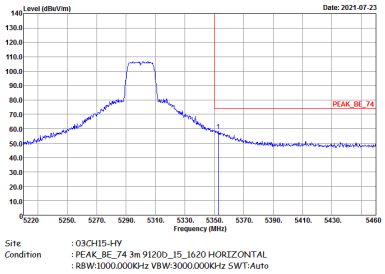	Left blank
Avg.	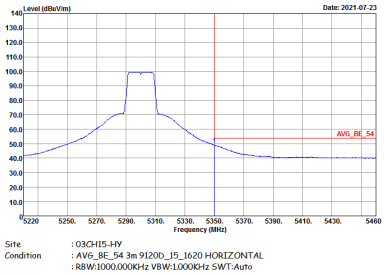	Left blank

WIFI	Band 2 5250~5350MHz Band Edge @ 3m	
ANT	802.11n HT20 CH60 5300MHz - L	
1	Vertical	Fundamental
Peak	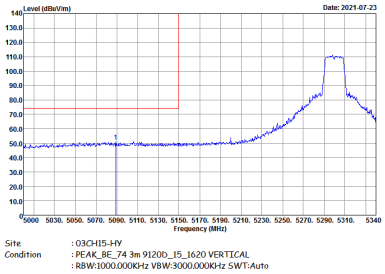	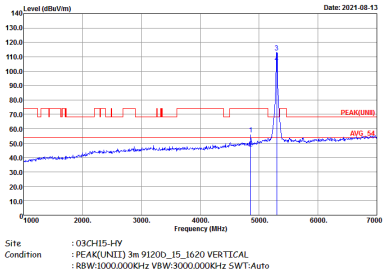
Avg.	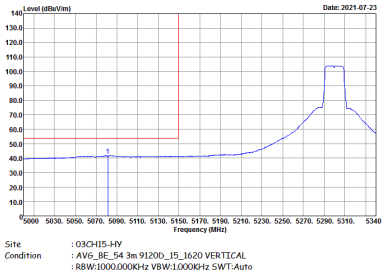	Left blank

WIFI	Band 2 5250~5350MHz Band Edge @ 3m	
ANT	802.11n HT20 CH60 5300MHz - R	
1	Vertical	Fundamental
Peak	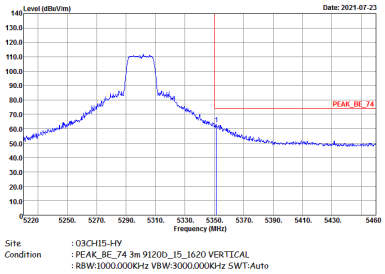	Left blank
Avg.	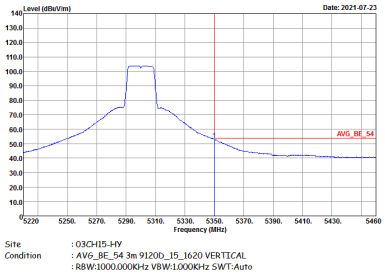	Left blank

WIFI	Band 2 5250~5350MHz Band Edge @ 3m	
ANT	802.11n HT20 CH64 5320MHz	
1	Horizontal	Fundamental
Peak	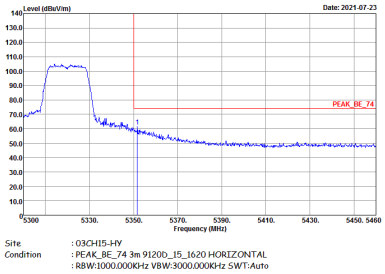	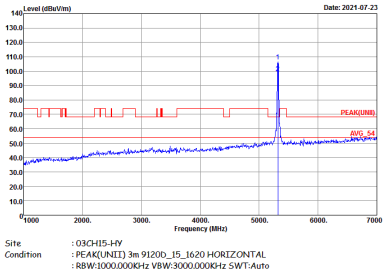
Avg.	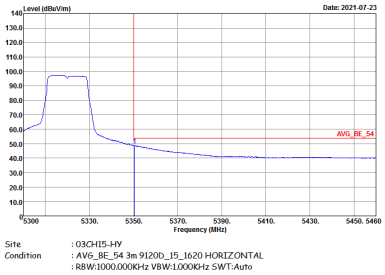	Left blank

WIFI	Band 2 5250~5350MHz Band Edge @ 3m	
ANT	802.11n HT20 CH64 5320MHz	
1	Vertical	Fundamental
Peak	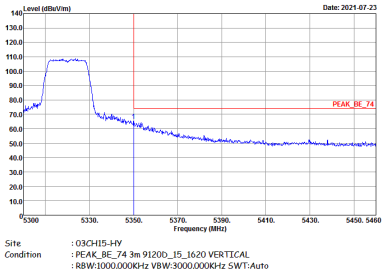	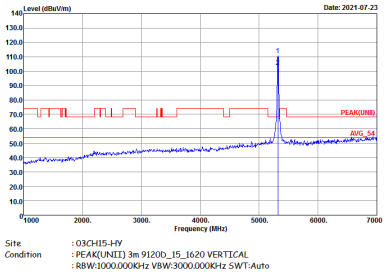
Avg.	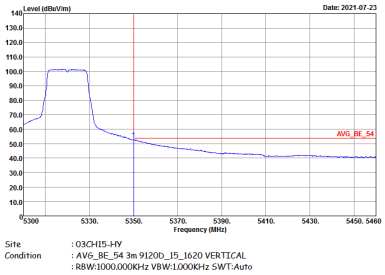	Left blank

Band 2 5250~5350MHz

WIFI 802.11n HT40 (Band Edge @ 3m)

WIFI	Band 2 5250~5350MHz Band Edge @ 3m	
ANT	802.11n HT40 CH54 5270MHz - L	
1	Horizontal	Fundamental
Peak	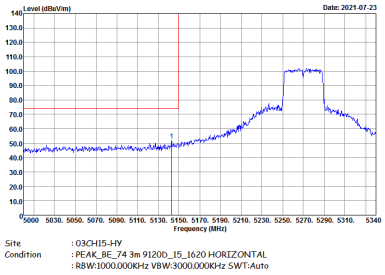	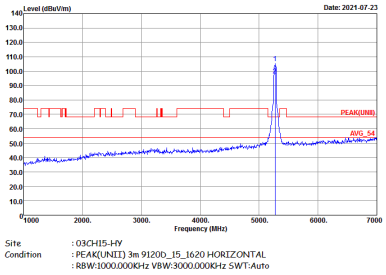
Avg.	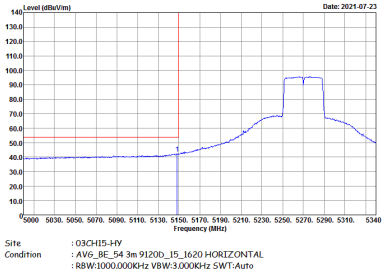	Left blank

WIFI	Band 2 5250~5350MHz Band Edge @ 3m	
ANT	802.11n HT40 CH54 5270MHz - R	
1	Horizontal	Fundamental
Peak	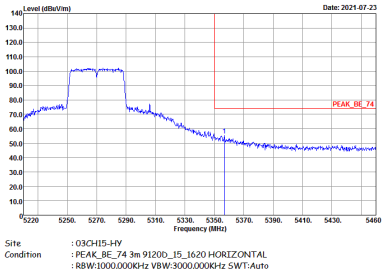	Left blank
Avg.	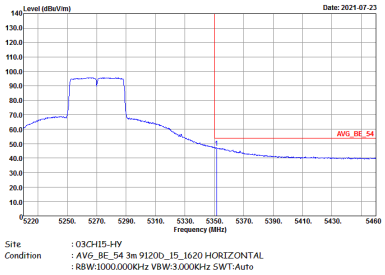	Left blank

WIFI	Band 2 5250~5350MHz Band Edge @ 3m	
ANT	802.11n HT40 CH54 5270MHz - L	
1	Vertical	Vertical
Peak	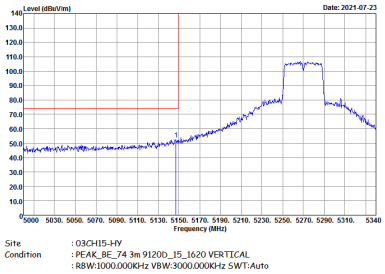	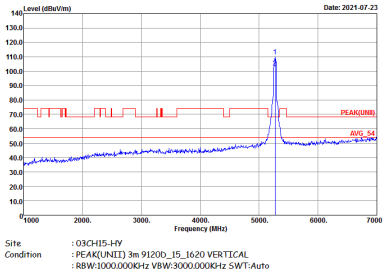
Avg.	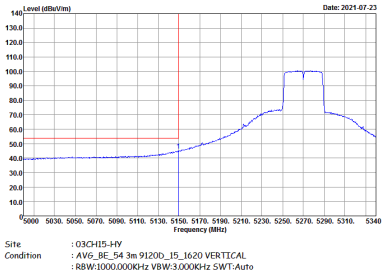	Left blank

WIFI	Band 2 5250~5350MHz Band Edge @ 3m	
ANT	802.11n HT40 CH54 5270MHz - R	
1	Vertical	Vertical
Peak	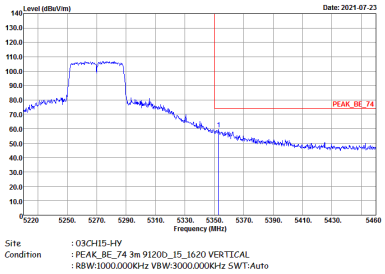	Left blank
Avg.	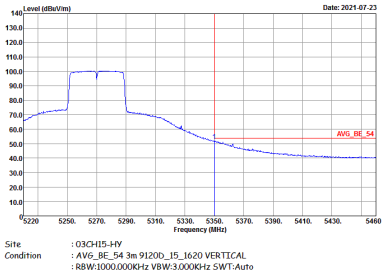	Left blank

WIFI	Band 2 5250~5350MHz Band Edge @ 3m	
ANT	802.11n HT40 CH62 5310MHz - L	
1	Horizontal	Fundamental
Peak	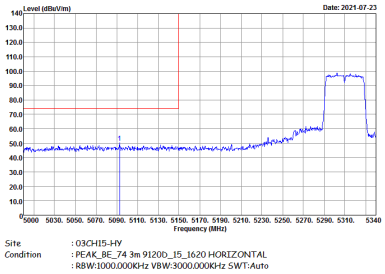	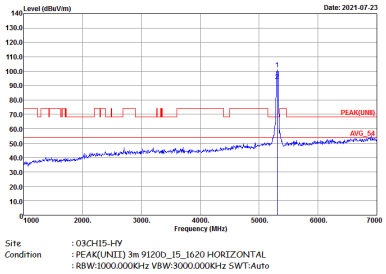
Avg.	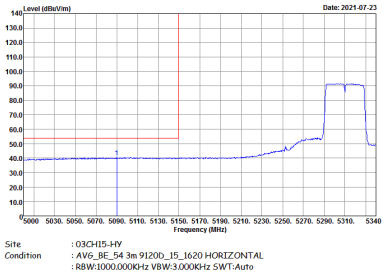	Left blank

WIFI	Band 2 5250~5350MHz Band Edge @ 3m	
ANT	802.11n HT40 CH62 5310MHz - R	
1	Horizontal	Fundamental
Peak	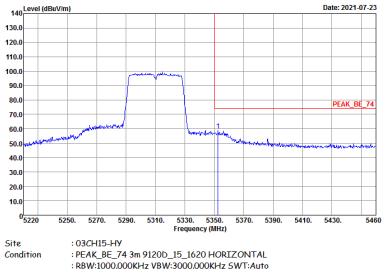	Left blank
Avg.	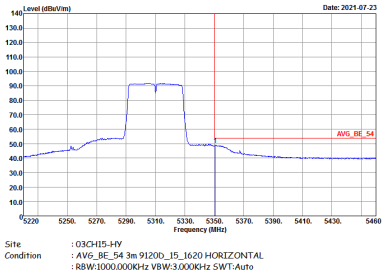	Left blank

WIFI	Band 2 5250~5350MHz Band Edge @ 3m	
ANT	802.11n HT40 CH62 5310MHz - L	
1	Vertical	Fundamental
Peak	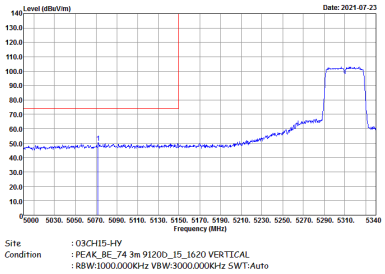	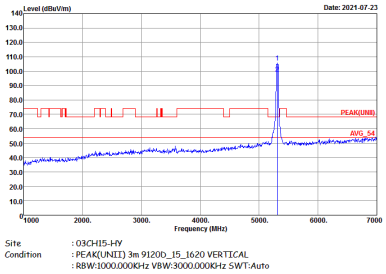
Avg.	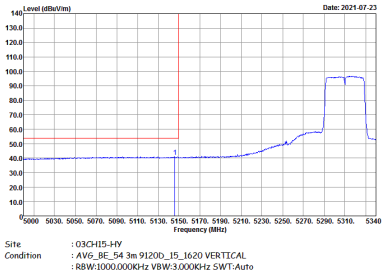	Left blank

WIFI	Band 2 5250~5350MHz Band Edge @ 3m	
ANT	802.11n HT40 CH62 5310MHz - R	
1	Vertical	Fundamental
Peak	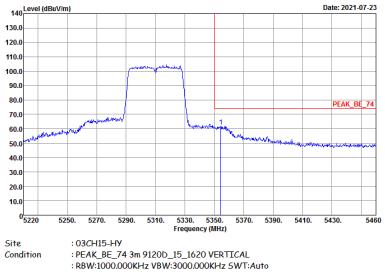	Left blank
Avg.	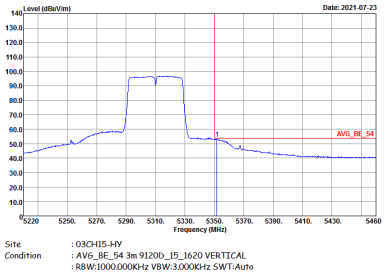	Left blank

Band 2 5250~5350MHz

WIFI 802.11ac VHT80 (Band Edge @ 3m)

WIFI	Band 2 5250~5350MHz Band Edge @ 3m	
ANT	802.11ac VHT80 CH58 5290MHz - L	
1	Horizontal	Fundamental
Peak	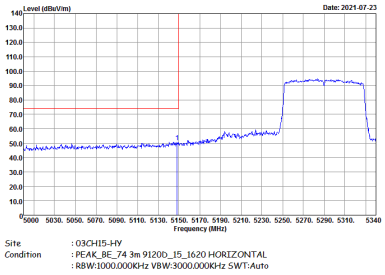	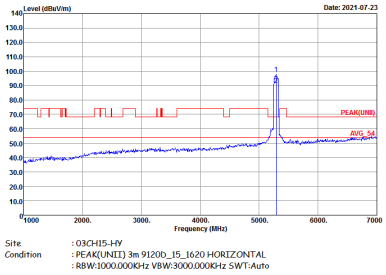
Avg.	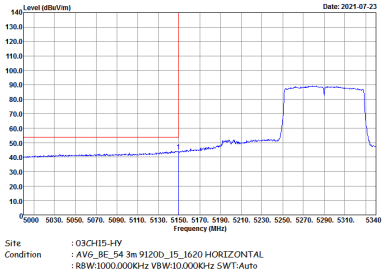	Left blank

WIFI	Band 2 5250~5350MHz Band Edge @ 3m	
ANT	802.11ac VHT80 CH58 5290MHz - R	
1	Horizontal	Fundamental
Peak	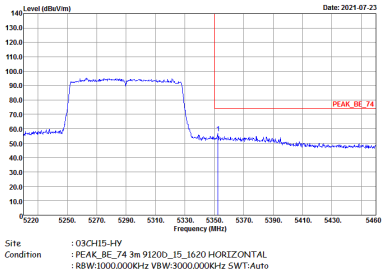	Left blank
Avg.	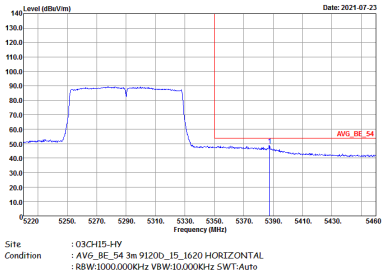	Left blank

WIFI	Band 2 5250~5350MHz Band Edge @ 3m	
ANT	802.11ac VHT80 CH58 5290MHz - L	
1	Vertical	Fundamental
Peak	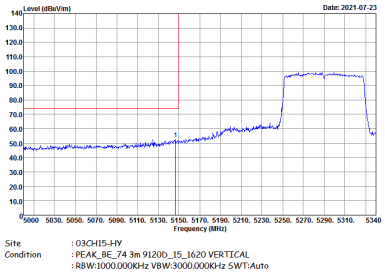	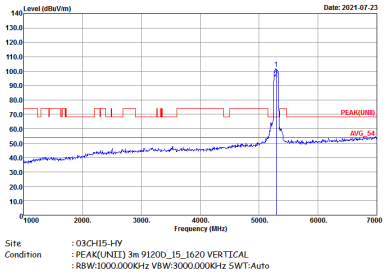
Avg.	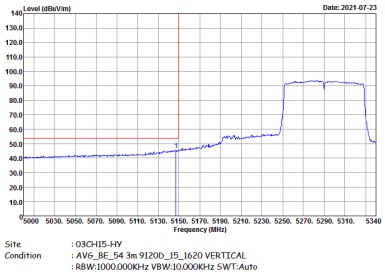	Left blank

WIFI	Band 2 5250~5350MHz Band Edge @ 3m	
ANT	802.11ac VHT80 CH58 5290MHz - R	
1	Vertical	Fundamental
Peak	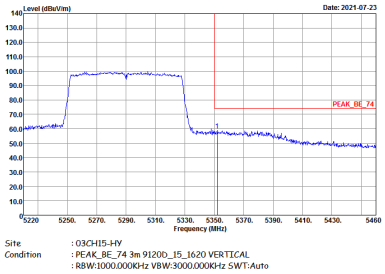	Left blank
Avg.	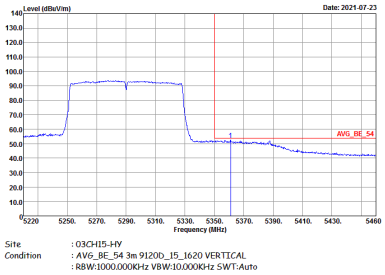	Left blank

Band 2 - 5250~5350MHz

WIFI 802.11a (Harmonic @ 3m)

WIFI	Band 2 5250~5350MHz Harmonic @ 3m	
ANT	802.11a CH52 5260MHz	
1	Horizontal	Vertical
Peak Avg.	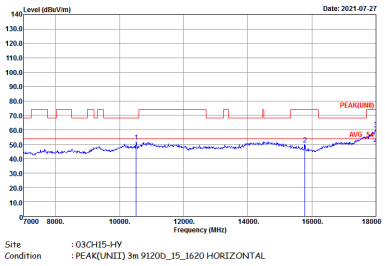	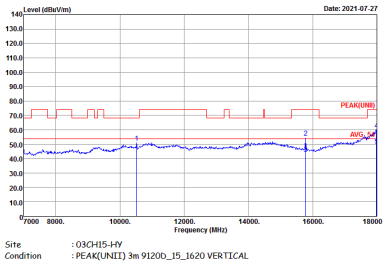

WIFI	Band 2 5250~5350MHz Harmonic @ 3m	
ANT	802.11a CH60 5300MHz	
1	Horizontal	Vertical
Peak Avg.	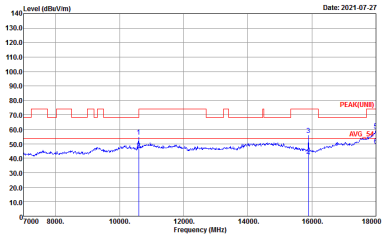	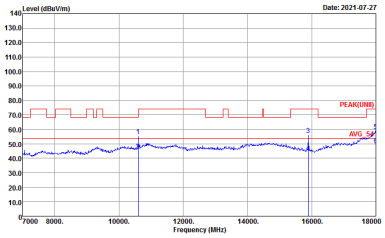

WIFI	Band 2 5250~5350MHz Harmonic @ 3m	
ANT	802.11a CH64 5320MHz	
1	Horizontal	Vertical
Peak Avg.	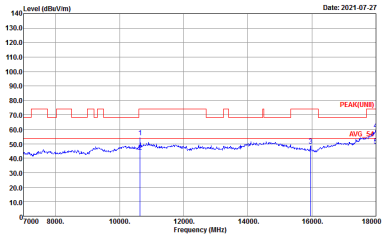	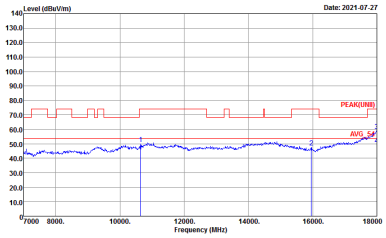

Band 2 5250~5350MHz

WIFI 802.11n HT20 (Harmonic @ 3m)

WIFI	Band 2 5250~5350MHz Harmonic @ 3m	
ANT	802.11n HT20 CH52 5260MHz	
1	Horizontal	Vertical
Peak Avg.	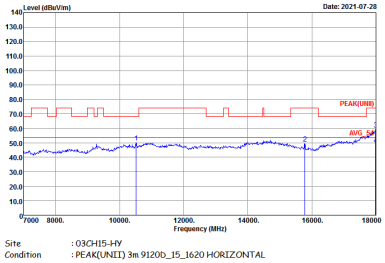	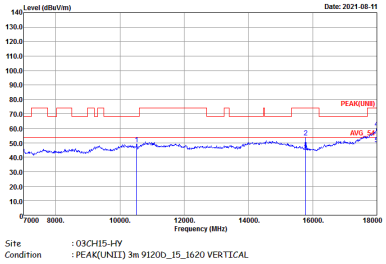

WIFI	Band 2 5250~5350MHz Harmonic @ 3m	
ANT	802.11n HT20 CH60 5300MHz	
1	Horizontal	Vertical
Peak Avg.	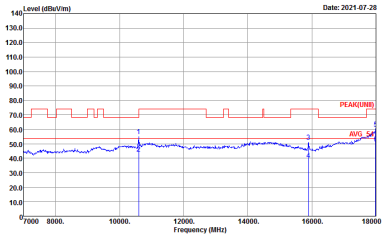	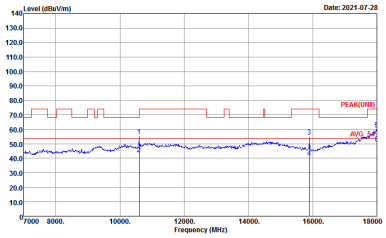

WIFI	Band 2 5250~5350MHz Harmonic @ 3m	
ANT	802.11n HT20 CH64 5320MHz	
1	Horizontal	Vertical
Peak Avg.	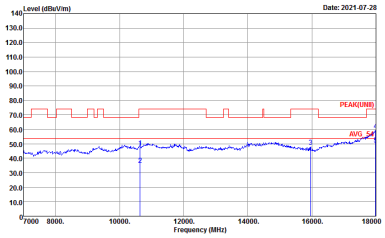	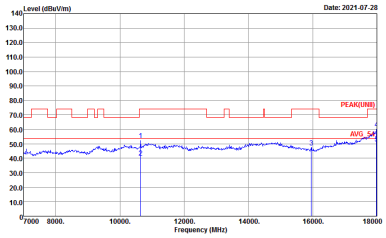

Band 2 5250~5350MHz

WIFI 802.11n HT40 (Harmonic @ 3m)

WIFI	Band 2 5250~5350MHz Harmonic @ 3m	
ANT	802.11n HT40 CH54 5270MHz	
1	Horizontal	Vertical
Peak Avg.	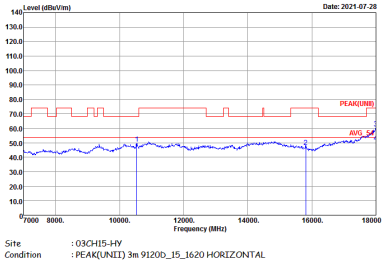	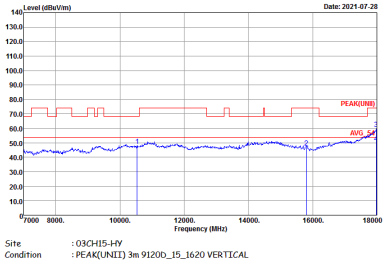

WIFI	Band 2 5250~5350MHz Harmonic @ 3m	
ANT	802.11n HT40 CH62 5310MHz	
1	Horizontal	Vertical
Peak Avg.	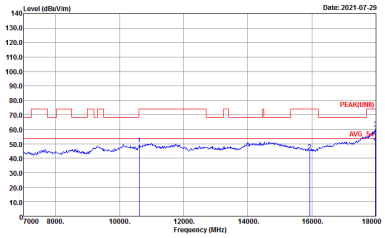	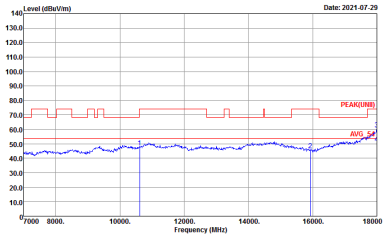

Band 2 5250~5350MHz

WIFI 802.11ac VHT80 (Harmonic @ 3m)

WIFI	Band 2 5250~5350MHz Harmonic @ 3m	
ANT	802.11ac VHT80 CH58 5290MHz	
1	Horizontal	Vertical
Peak Avg.	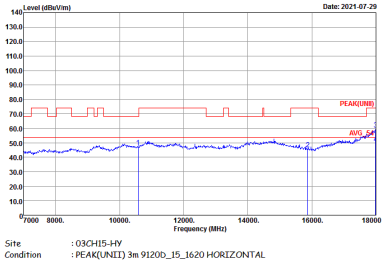	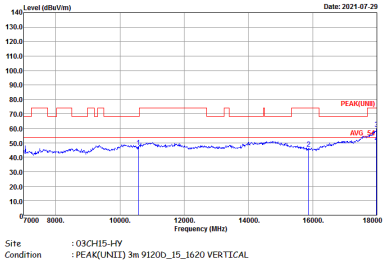

Band 3 - 5470~5725MHz

WIFI 802.11a (Band Edge @ 3m)

WIFI	Band 3 5470~5725MHz Band Edge @ 3m	
ANT	802.11a CH100 5500MHz	
1	Horizontal	Fundamental
Peak	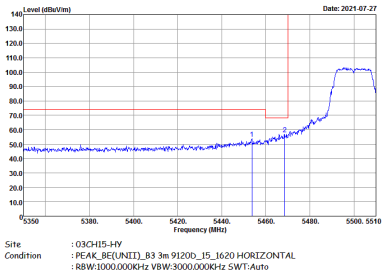	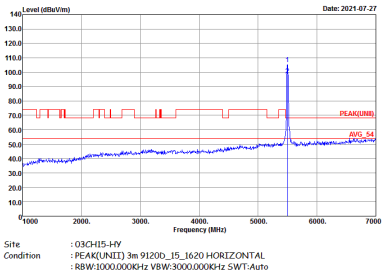
Avg.	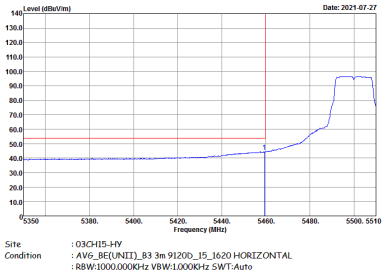	Left blank

WIFI	Band 3 5470~5725MHz Band Edge @ 3m	
ANT	802.11a CH100 5500MHz	
1	Vertical	Fundamental
Peak	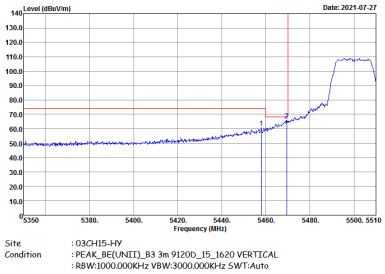	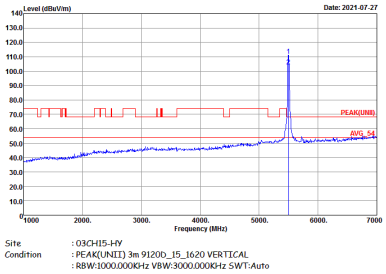
Avg.	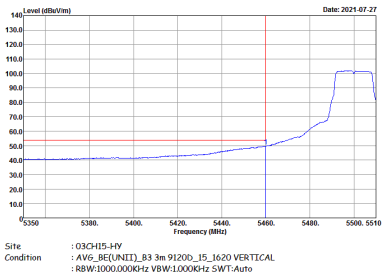	Left blank

WIFI	Band 3 5470~5725MHz Band Edge @ 3m	
ANT	802.11a CH116 5580MHz - L	
1	Horizontal	Fundamental
Peak	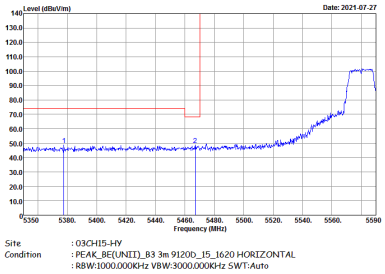	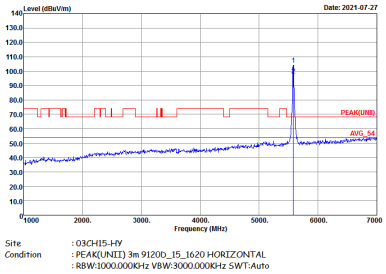
Avg.	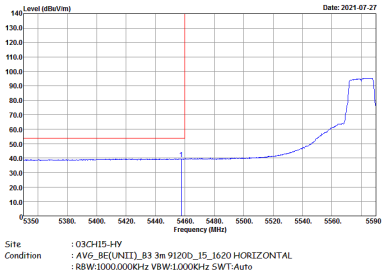	Left blank

WIFI	Band 3 5470~5725MHz Band Edge @ 3m	
ANT	802.11a CH116 5580MHz - R	
1	Horizontal	Fundamental
Peak	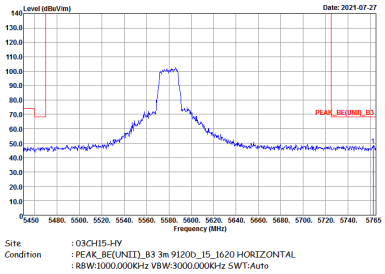	Left blank

WIFI	Band 3 5470~5725MHz Band Edge @ 3m	
ANT	802.11a CH116 5580MHz - L	
1	Vertical	Fundamental
Peak	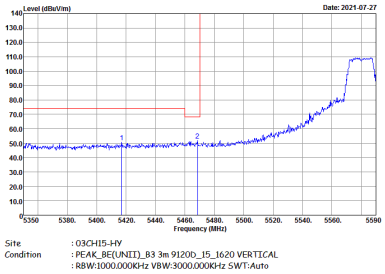	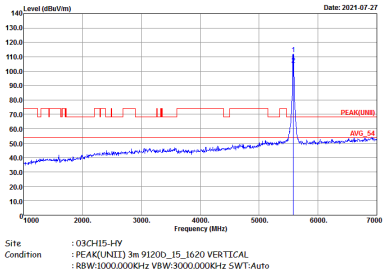
Avg.	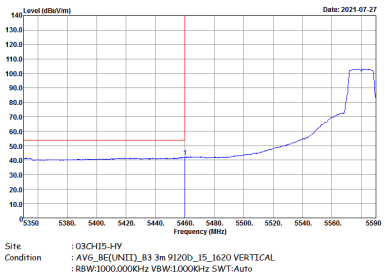	Left blank

WIFI	Band 3 5470~5725MHz Band Edge @ 3m	
ANT	802.11a CH116 5580MHz - R	
1	Vertical	Fundamental
Peak	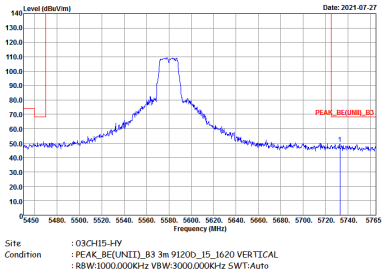	Left blank

WIFI	Band 3 5470~5725MHz Band Edge @ 3m	
ANT	802.11a CH140 5700MHz	
1	Horizontal	Fundamental
Peak	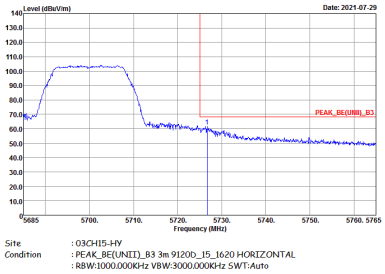	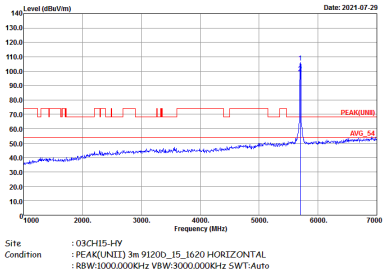

WIFI	Band 3 5470~5725MHz Band Edge @ 3m	
ANT	802.11a CH140 5700MHz	
1	Vertical	Fundamental
Peak	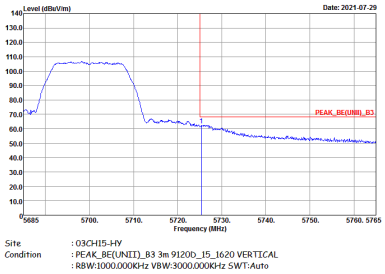	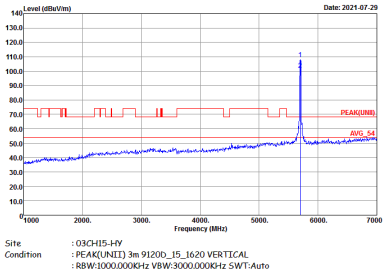

Band 3 5470~5725MHz

WIFI 802.11n HT20 (Band Edge @ 3m)

WIFI	Band 3 5470~5725MHz Band Edge @ 3m	
ANT	802.11n HT20 CH100 5500MHz	
1	Horizontal	Fundamental
Peak	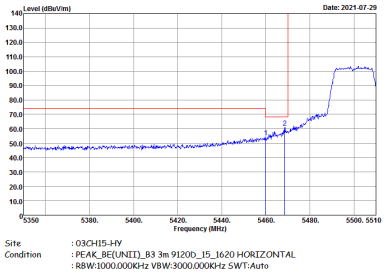	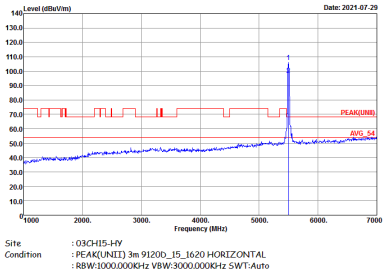
Avg.	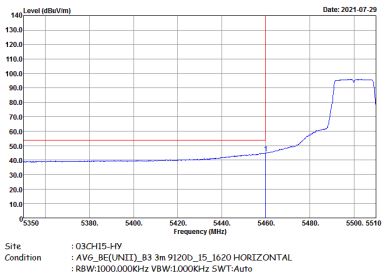	Left blank

WIFI	Band 3 5470~5725MHz Band Edge @ 3m	
ANT	802.11n HT20 CH100 5500MHz	
1	Vertical	Fundamental
Peak	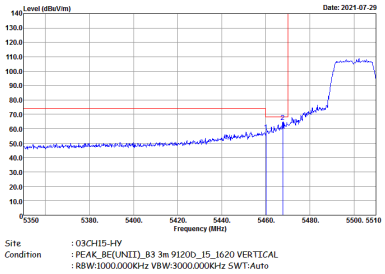	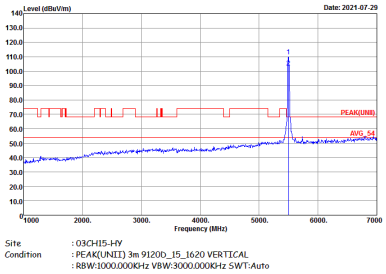
Avg.	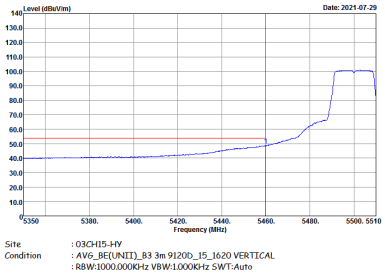	Left blank

WIFI	Band 3 5470~5725MHz Band Edge @ 3m	
ANT	802.11n HT20 CH116 5580MHz - L	
1	Horizontal	Fundamental
Peak	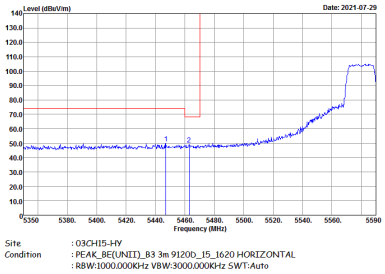	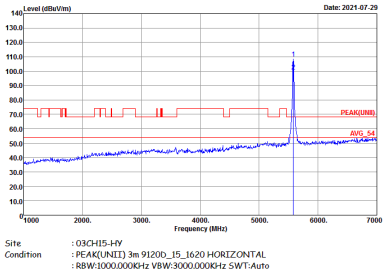
Avg.	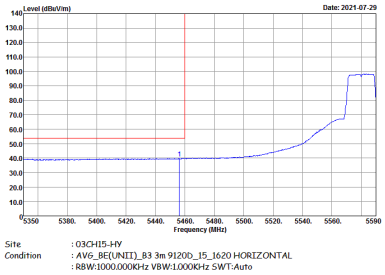	Left blank

WIFI	Band 3 5470~5725MHz Band Edge @ 3m	
ANT	802.11n HT20 CH116 5580MHz - R	
1	Horizontal	Fundamental
Peak	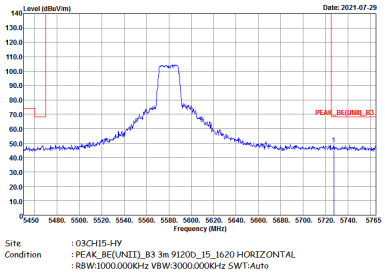	Left blank

WIFI	Band 3 5470~5725MHz Band Edge @ 3m	
ANT	802.11n HT20 CH116 5580MHz - L	
1	Vertical	Fundamental
Peak	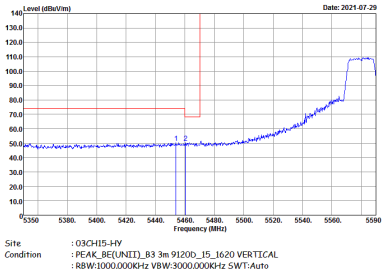	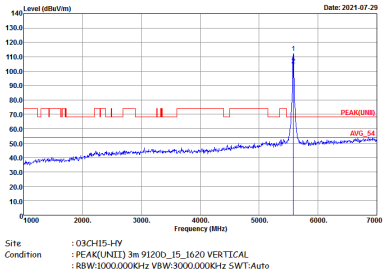
Avg.	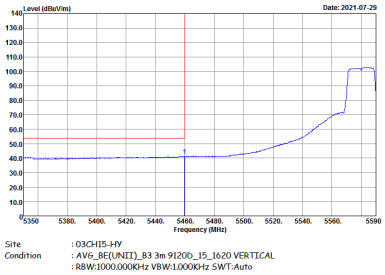	Left blank

WIFI	Band 3 5470~5725MHz Band Edge @ 3m	
ANT	802.11n HT20 CH116 5580MHz - R	
1	Vertical	Fundamental
Peak	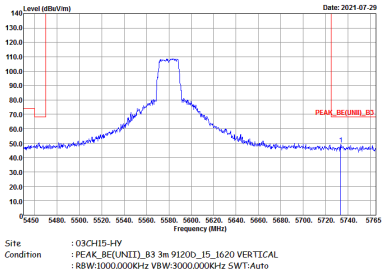	Left blank

WIFI	Band 3 5470~5725MHz Band Edge @ 3m	
ANT	802.11n HT20 CH140 5700MHz	
1	Horizontal	Fundamental
Peak	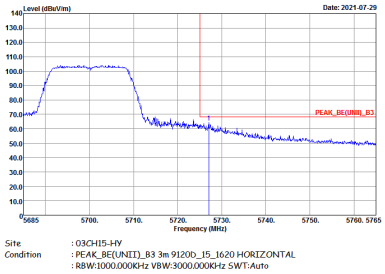	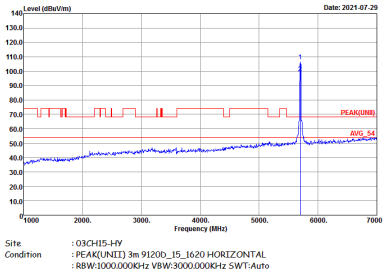

WIFI	Band 3 5470~5725MHz Band Edge @ 3m	
ANT	802.11n HT20 CH140 5700MHz	
1	Vertical	Fundamental
Peak.	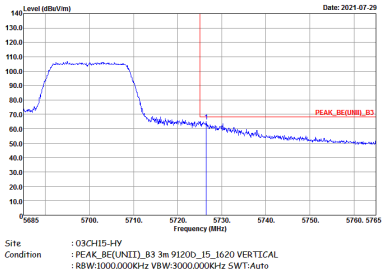	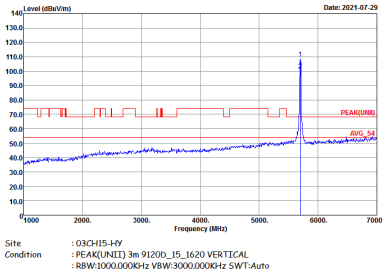

Band 3 5470~5725MHz

WIFI 802.11n HT40 (Band Edge @ 3m)

WIFI	Band 3 5470~5725MHz Band Edge @ 3m	
ANT	802.11n HT40 CH102 5510MHz - L	
1	Horizontal	Fundamental
Peak	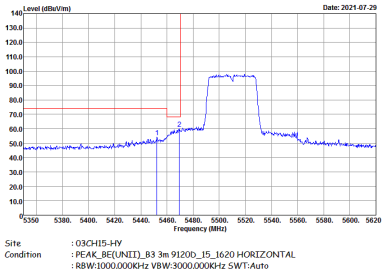	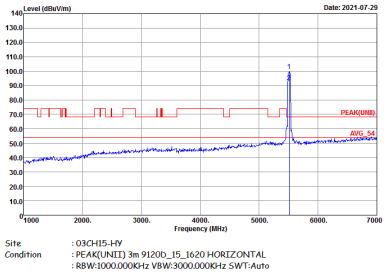
Avg.	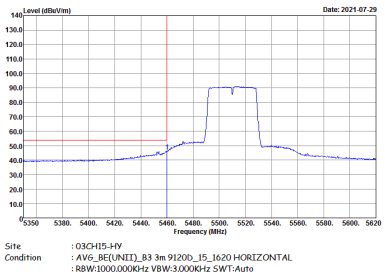	Left blank

WIFI	Band 3 5470~5725MHz Band Edge @ 3m	
ANT	802.11n HT40 CH102 5510MHz - R	
1	Horizontal	Fundamental
Peak	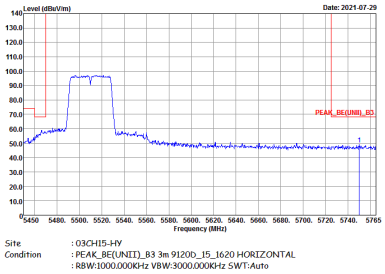	Left blank

WIFI	Band 3 5470~5725MHz Band Edge @ 3m	
ANT	802.11n HT40 CH102 5510MHz - L	
1	Vertical	Fundamental
Peak	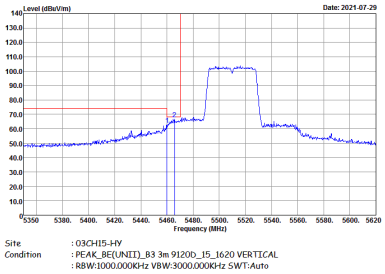	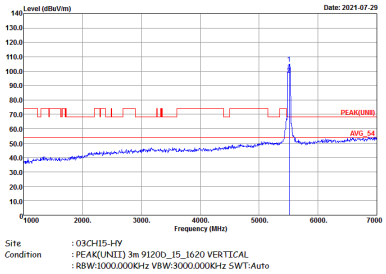
Avg.	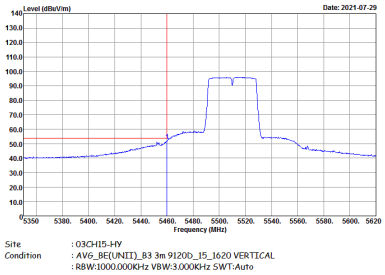	Left blank

WIFI	Band 3 5470~5725MHz Band Edge @ 3m	
ANT	802.11n HT40 CH102 5510MHz - R	
1	Vertical	Fundamental
Peak	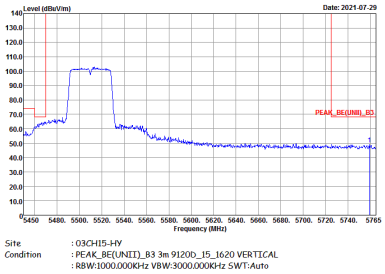	Left blank

WIFI	Band 3 5470~5725MHz Band Edge @ 3m	
ANT	802.11n HT40 CH110 5550MHz - L	
1	Horizontal	Fundamental
Peak	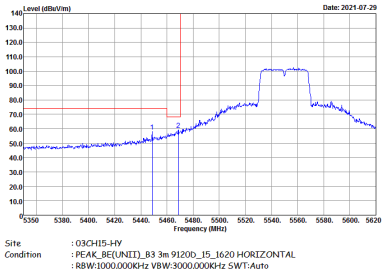	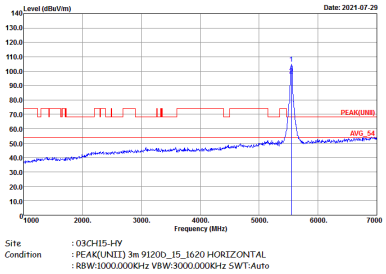
Avg.	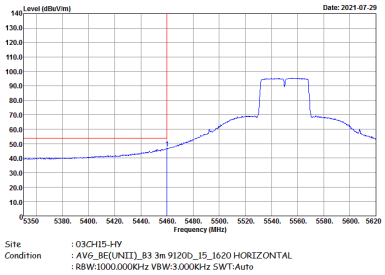	Left blank

WIFI	Band 3 5470~5725MHz Band Edge @ 3m	
ANT	802.11n HT40 CH110 5550MHz - R	
1	Horizontal	Fundamental
Peak	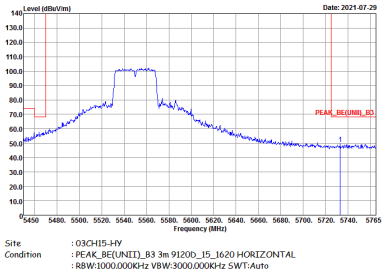	Left blank

WIFI	Band 3 5470~5725MHz Band Edge @ 3m	
ANT	802.11n HT40 CH110 5550MHz - L	
1	Vertical	Fundamental
Peak	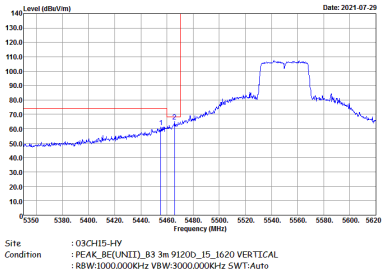	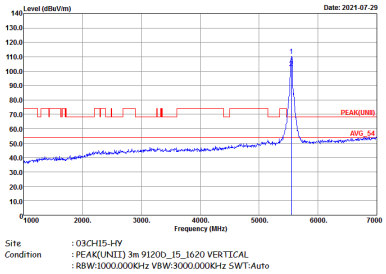
Avg.	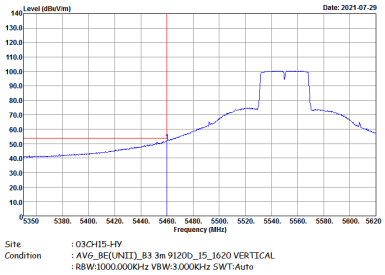	Left blank

WIFI	Band 3 5470~5725MHz Band Edge @ 3m	
ANT	802.11n HT40 CH110 5550MHz - R	
1	Vertical	Fundamental
Peak	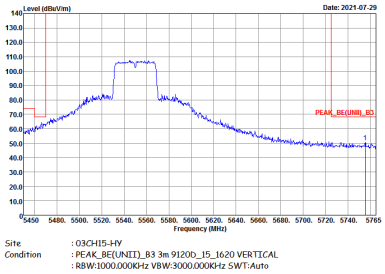	Left blank

WIFI	Band 3 5470~5725MHz Band Edge @ 3m	
ANT	802.11n HT40 CH134 5670MHz - L	
1	Horizontal	Fundamental
Peak	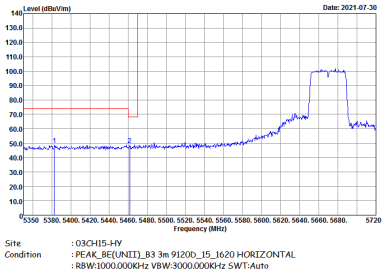	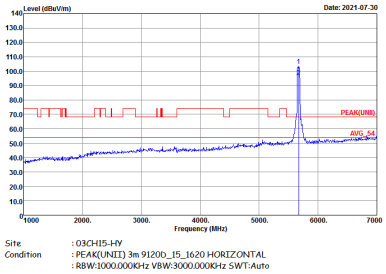
Avg.	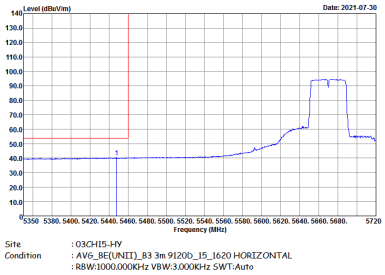	Left blank

WIFI	Band 3 5470~5725MHz Band Edge @ 3m	
ANT	802.11n HT40 CH134 5670MHz - R	
1	Horizontal	Fundamental
Peak	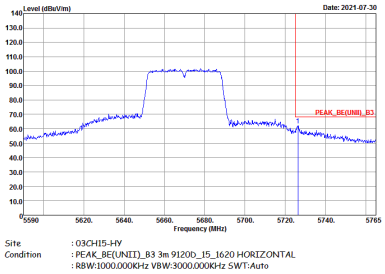	Left blank

WIFI	Band 3 5470~5725MHz Band Edge @ 3m	
ANT	802.11n HT40 CH134 5670MHz - L	
1	Vertical	Fundamental
Peak	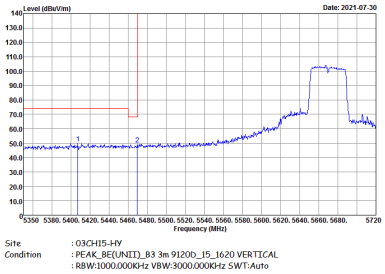	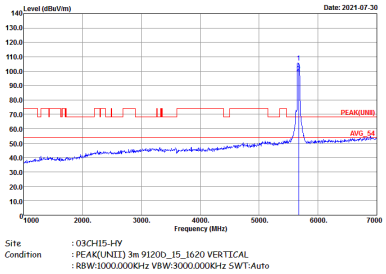
Avg.	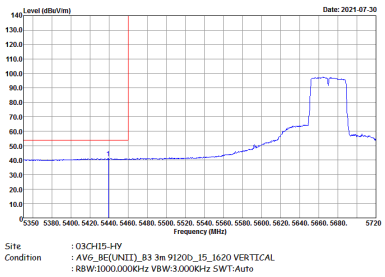	Left blank

WIFI	Band 3 5470~5725MHz Band Edge @ 3m	
ANT	802.11n HT40 CH134 5670MHz - R	
1	Vertical	Fundamental
Peak	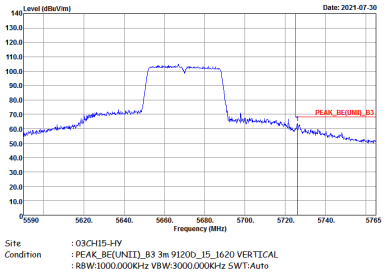	Left blank

Band 3 5470~5725MHz

WIFI 802.11ac VHT80 (Band Edge @ 3m)

WIFI	Band 3 5470~5725MHz Band Edge @ 3m	
ANT	802.11ac VHT80 CH106 5530MHz - L	
1	Horizontal	Fundamental
Peak	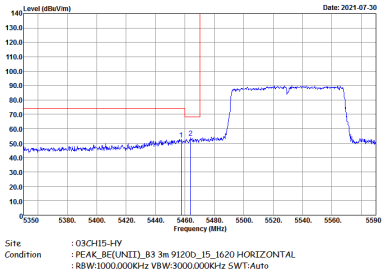	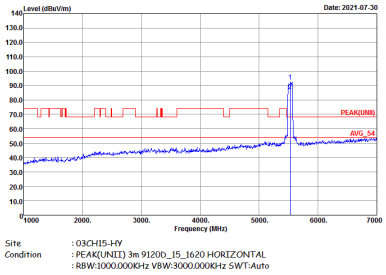
Avg.	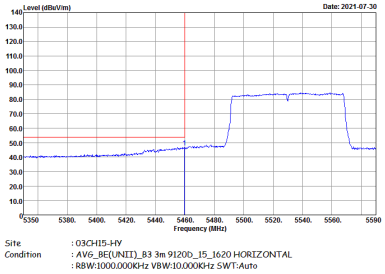	Left blank

WIFI	Band 3 5470~5725MHz Band Edge @ 3m	
ANT	802.11ac VHT80 CH106 5530MHz - R	
1	Horizontal	Fundamental
Peak	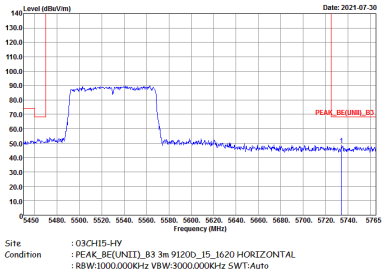	Left blank

WIFI	Band 3 5470~5725MHz Band Edge @ 3m	
ANT	802.11ac VHT80 CH106 5530MHz - L	
1	Vertical	Fundamental
Peak	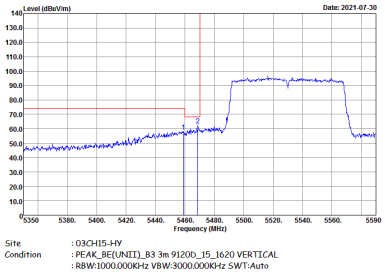	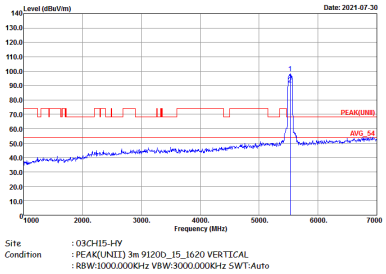
Avg.	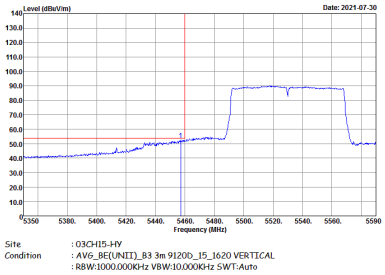	Left blank

WIFI	Band 3 5470~5725MHz Band Edge @ 3m	
ANT	802.11ac VHT80 CH106 5530MHz - R	
1	Vertical	Fundamental
Peak	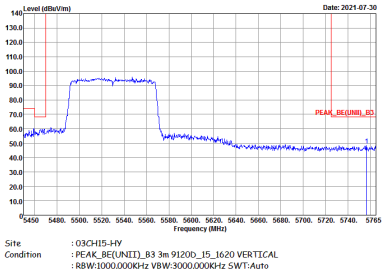	Left blank

WIFI	Band 3 5470~5725MHz Band Edge @ 3m	
ANT	802.11ac VHT80 CH122 5610MHz - L	
1	Horizontal	Fundamental
Peak	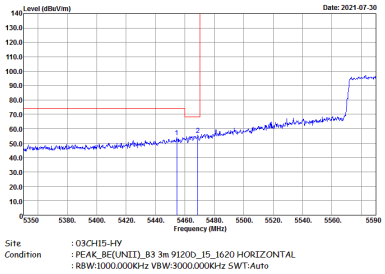	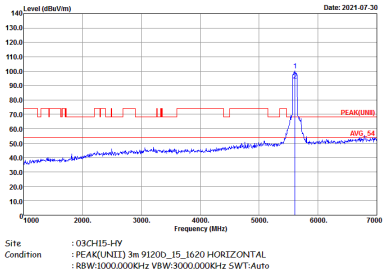
Avg.	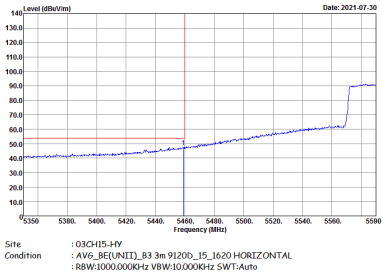	Left blank

WIFI	Band 3 5470~5725MHz Band Edge @ 3m	
ANT	802.11ac VHT80 CH122 5610MHz - R	
1	Horizontal	Fundamental
Peak	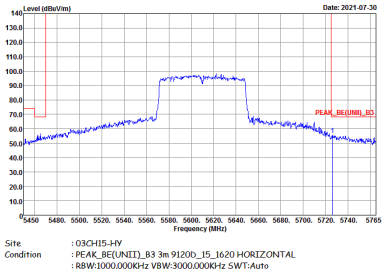	Left blank

WIFI	Band 3 5470~5725MHz Band Edge @ 3m	
ANT	802.11ac VHT80 CH122 5610MHz - L	
1	Vertical	Fundamental
Peak	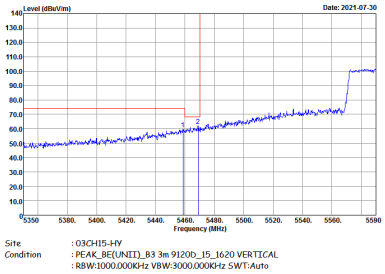	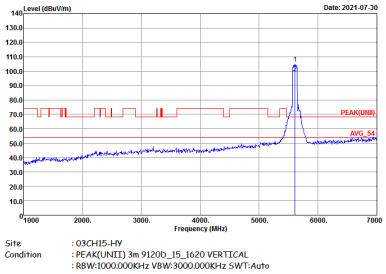
Avg.	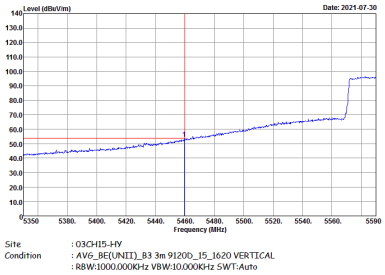	Left blank

WIFI	Band 3 5470~5725MHz Band Edge @ 3m	
ANT	802.11ac VHT80 CH122 5610MHz - R	
1	Vertical	Fundamental
Peak	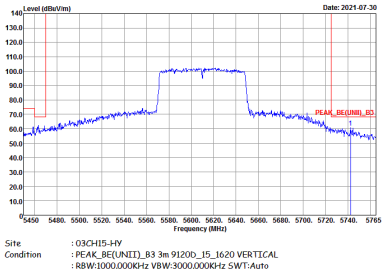	Left blank

Band 3 - 5470~5725MHz

WIFI 802.11a (Harmonic @ 3m)

WIFI	Band 3 5470~5725MHz Harmonic @ 3m	
ANT	802.11a CH100 5500MHz	
1	Horizontal	Vertical
Peak Avg.	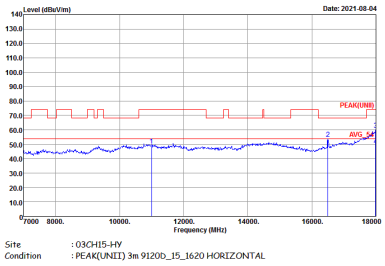	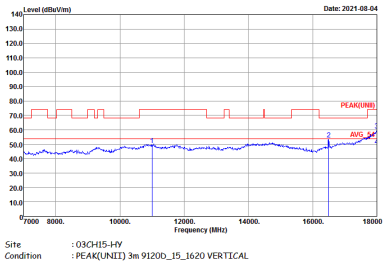

WIFI	Band 3 5470~5725MHz Harmonic @ 3m	
ANT	802.11a CH116 5580MHz	
1	Horizontal	Vertical
Peak Avg.	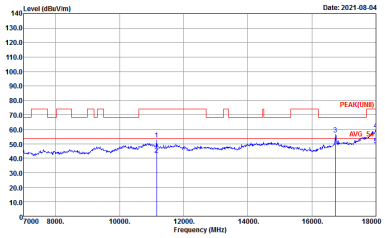	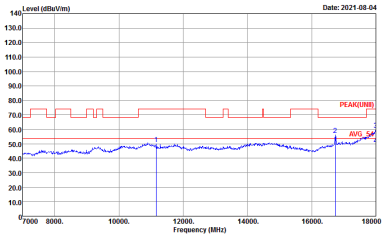

WIFI	Band 3 5470~5725MHz Harmonic @ 3m	
ANT	802.11a CH140 5700MHz	
1	Horizontal	Vertical
Peak Avg.	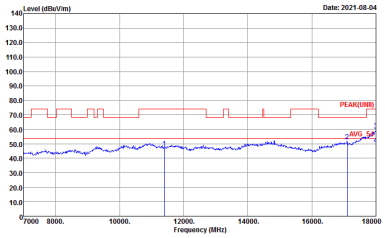	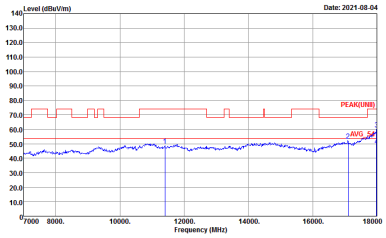

Band 3 5470~5725MHz

WIFI 802.11n HT20 (Harmonic @ 3m)

WIFI	Band 3 5470~5725MHz Harmonic @ 3m	
ANT	802.11n HT20 CH100 5500MHz	
1	Horizontal	Vertical
Peak Avg.	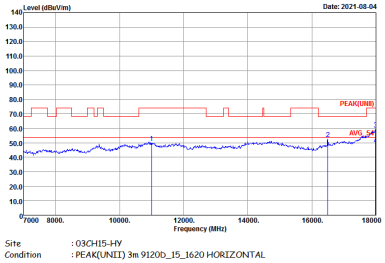	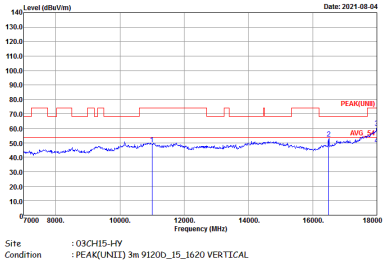

WIFI	Band 3 5470~5725MHz Harmonic @ 3m	
ANT	802.11n HT20 CH116 5580MHz	
1	Horizontal	Vertical
Peak Avg.	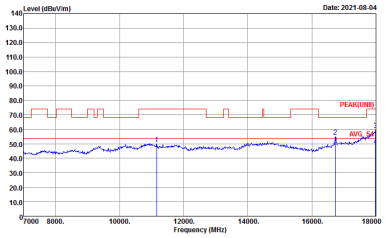	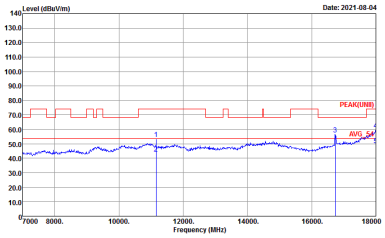

WIFI	Band 3 5470~5725MHz Harmonic @ 3m	
ANT	802.11n HT20 CH140 5700MHz	
1	Horizontal	Vertical
Peak Avg.	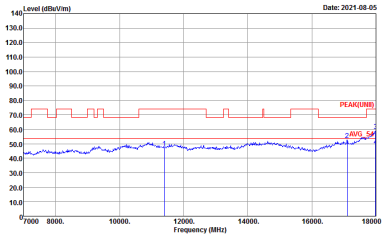	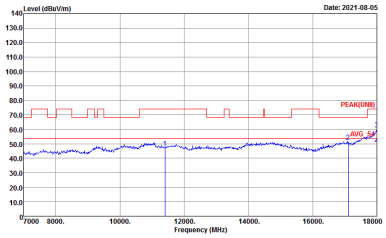

Band 3 5470~5725MHz

WIFI 802.11n HT40 (Harmonic @ 3m)

WIFI	Band 3 5470~5725MHz Harmonic @ 3m	
ANT	802.11n HT40 CH102 5510MHz	
1	Horizontal	Vertical
Peak Avg.	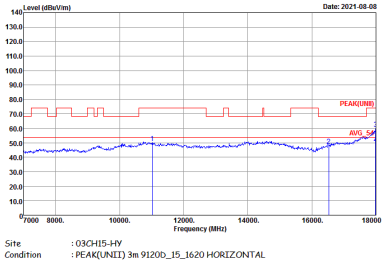	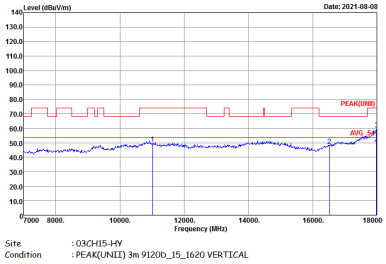

WIFI	Band 3 5470~5725MHz Harmonic @ 3m	
ANT	802.11n HT40 CH110 5550MHz	
1	Horizontal	Vertical
Peak Avg.	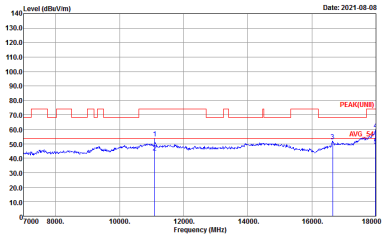	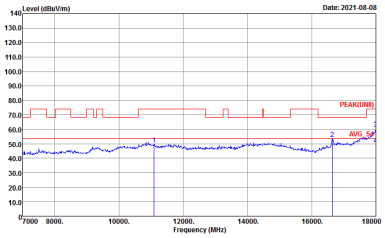

WIFI	Band 3 5470~5725MHz Harmonic @ 3m	
ANT	802.11n HT40 CH134 5670MHz	
1	Horizontal	Vertical
Peak Avg.	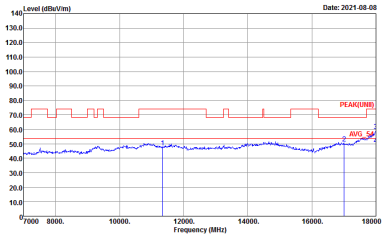	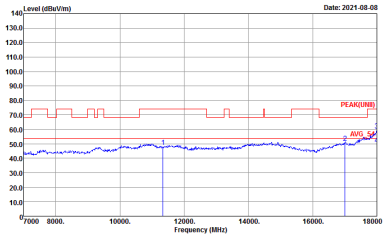

Band 3 5470~5725MHz

WIFI 802.11ac VHT80 (Harmonic @ 3m)

WIFI	Band 3 5470~5725MHz Harmonic @ 3m	
ANT	802.11ac VHT80 CH106 5530MHz	
1	Horizontal	Vertical
Peak Avg.	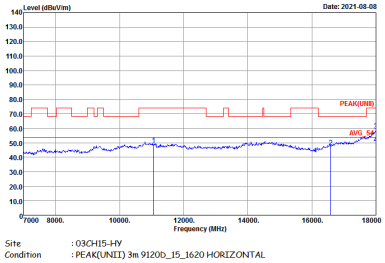	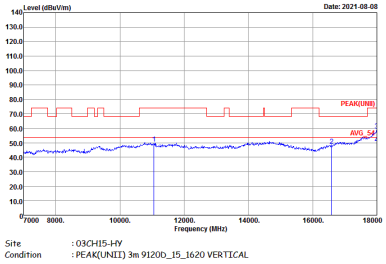

WIFI	Band 3 5470~5725MHz Harmonic @ 3m	
ANT	802.11ac VHT80 CH122 5610MHz	
1	Horizontal	Vertical
Peak Avg.	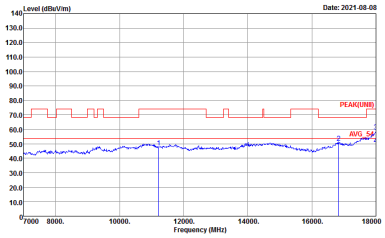	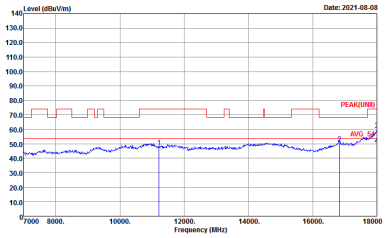

Band 3 - Straddle Channel

WIFI 802.11a (Band Edge @ 3m)

WIFI	Band 3 Straddle Channel Band Edge @ 3m	
ANT	802.11a CH144 5720MHz - L	
1	Horizontal	Fundamental
Peak	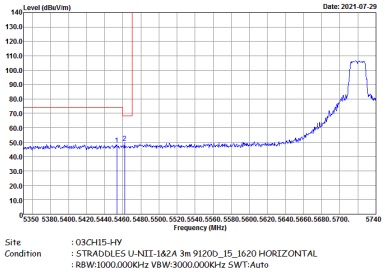	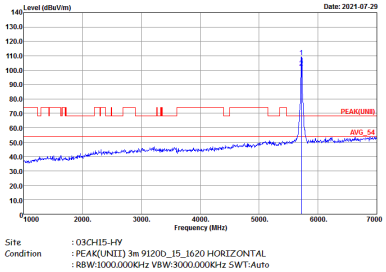
Avg.	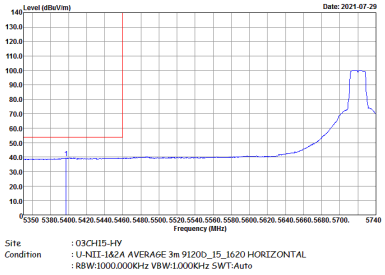	Left blank

WIFI	Band 3 Straddle Channel Band Edge @ 3m	
ANT	802.11a CH144 5720MHz – R	
1	Horizontal	Fundamental
Peak	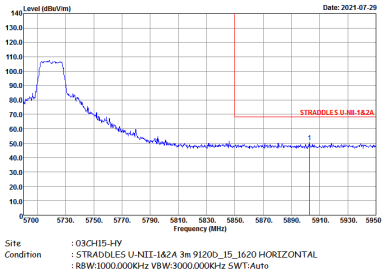	Left blank
Avg.	Left blank	Left blank

WIFI	Band 3 Straddle Channel Band Edge @ 3m	
ANT	802.11a CH144 5720MHz - L	
1	Vertical	Fundamental
Peak	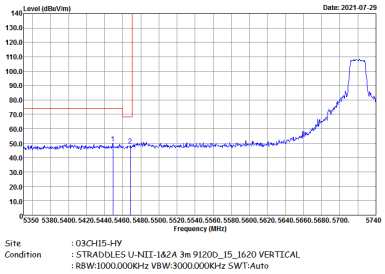	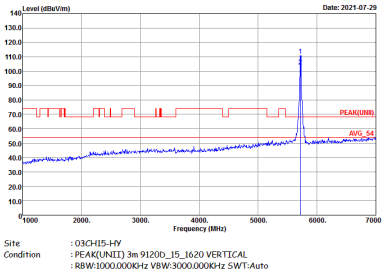
Avg.	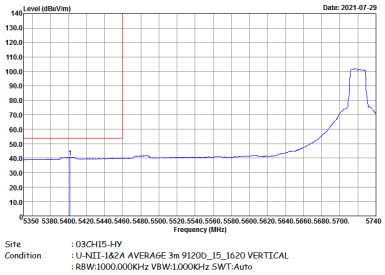	Left blank

WIFI	Band 3 Straddle Channel Band Edge @ 3m	
ANT	802.11a CH144 5720MHz - R	
1	Vertical	Fundamental
Peak	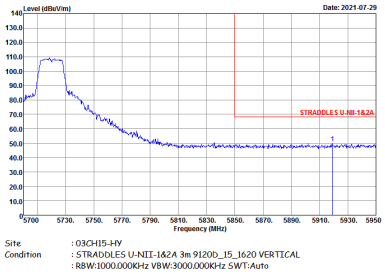	Left blank
Avg.	Left blank	Left blank

Band 3 – Straddle Channel

WIFI 802.11n HT20 (Band Edge @ 3m)

WIFI	Band 3 Straddle Channel Band Edge @ 3m	
ANT	802.11n HT20 CH144 5720MHz - L	
1	Horizontal	Fundamental
Peak	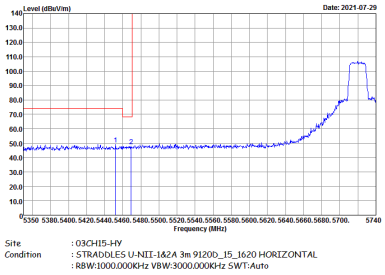	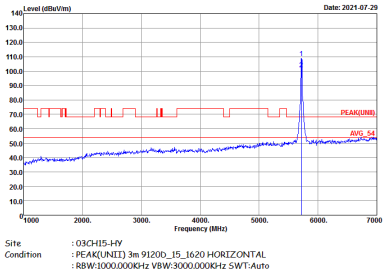
Avg.	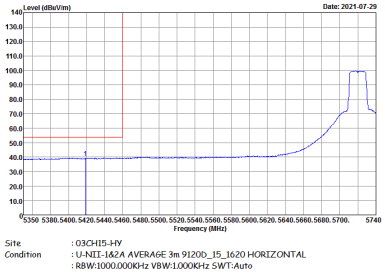	Left blank

WIFI	Band 3 Straddle Channel Band Edge @ 3m	
ANT	802.11n HT20 CH144 5720MHz - R	
1	Horizontal	Fundamental
Peak	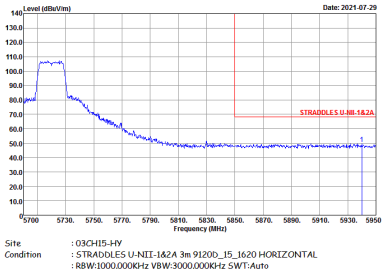	Left blank
Avg.	Left blank	Left blank

WIFI	Band 3 Straddle Channel Band Edge @ 3m	
ANT	802.11n HT20 CH144 5720MHz - L	
1	Vertical	Fundamental
Peak	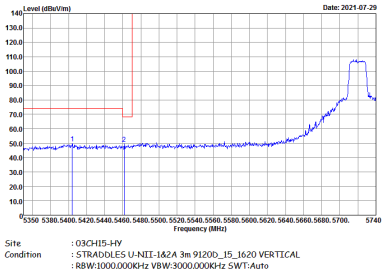	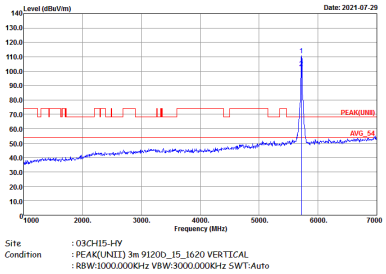
Avg.	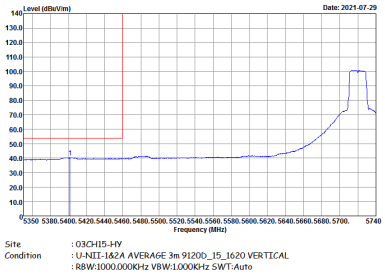	Left blank

WIFI	Band 3 Straddle Channel Band Edge @ 3m	
ANT	802.11n HT20 CH144 5720MHz - R	
1	Vertical	Fundamental
Peak	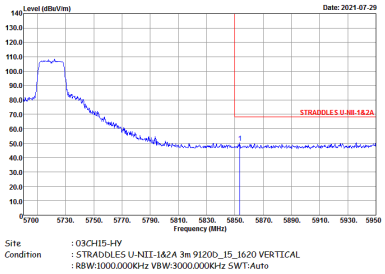	Left blank
Avg.	Left blank	Left blank

Band 3 – Straddle Channel

WIFI 802.11n HT40 (Band Edge @ 3m)

WIFI	Band 3 Straddle Channel Band Edge @ 3m	
ANT	802.11n HT40 CH142 5710MHz - L	
1	Horizontal	Fundamental
Peak	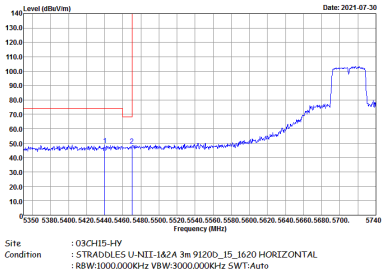	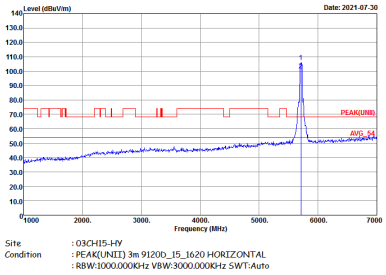
Avg.	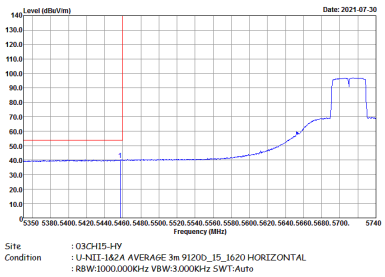	Left blank

WIFI	Band 3 Straddle Channel Band Edge @ 3m	
ANT	802.11n HT40 CH142 5710MHz - R	
1	Horizontal	Fundamental
Peak	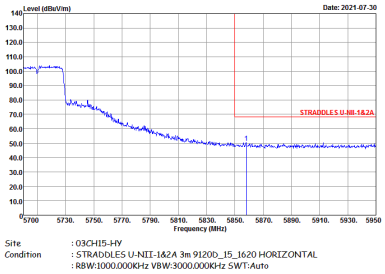	Left blank
Avg.	Left blank	Left blank

WIFI	Band 3 Straddle Channel Band Edge @ 3m	
ANT	802.11n HT40 CH142 5710MHz - L	
1	Vertical	Fundamental
Peak	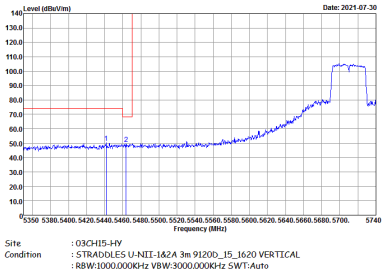	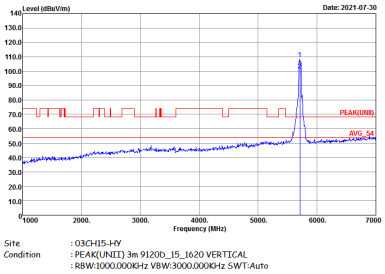
Avg.	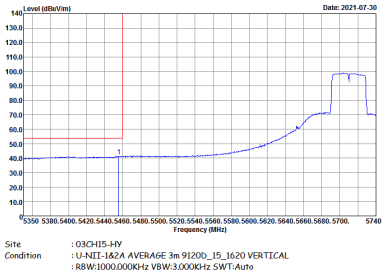	Left blank

WIFI	Band 3 Straddle Channel Band Edge @ 3m	
ANT	802.11n HT40 CH142 5710MHz - R	
1	Vertical	Fundamental
Peak	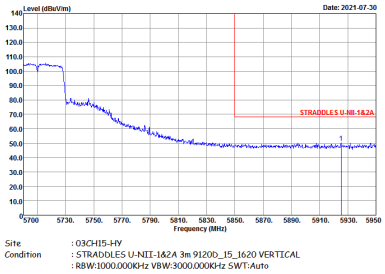	Left blank
Avg.	Left blank	Left blank

Band 3 – Straddle Channel

WIFI 802.11ac VHT80 (Band Edge @ 3m)

WIFI	Band 3 Straddle Channel Band Edge @ 3m	
ANT	802.11ac VHT80 CH138 5690MHz - L	
1	Horizontal	Fundamental
Peak	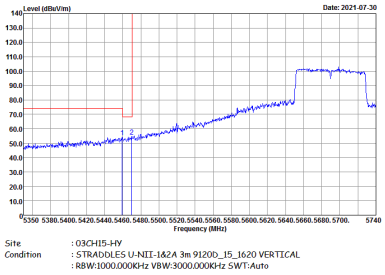	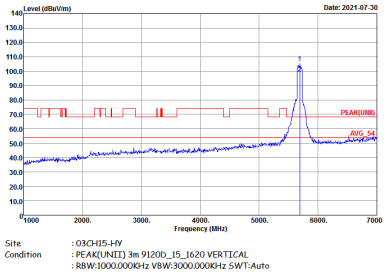
Avg.	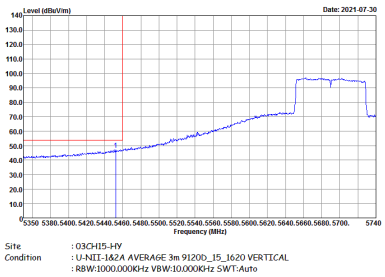	Left blank

WIFI	Band 3 Straddle Channel Band Edge @ 3m	
ANT	802.11ac VHT80 CH138 5690MHz - R	
1	Horizontal	Fundamental
Peak	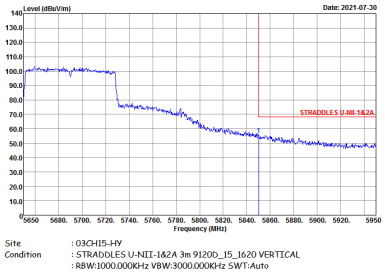	Left blank
Avg.	Left blank	Left blank

WIFI	Band 3 Straddle Channel Band Edge @ 3m	
ANT	802.11ac VHT80 CH138 5690MHz - L	
1	Vertical	Fundamental
Peak	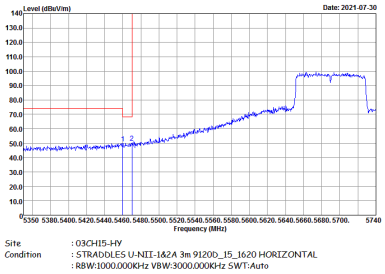	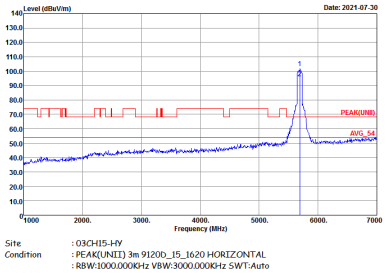
Avg.	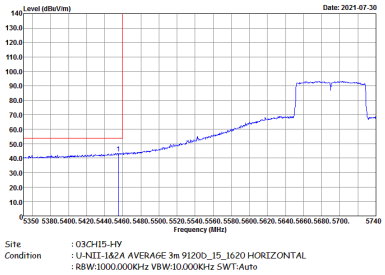	Left blank

WIFI	Band 3 Straddle Channel Band Edge @ 3m	
ANT	802.11ac VHT80 CH138 5690MHz - R	
1	Vertical	Fundamental
Peak	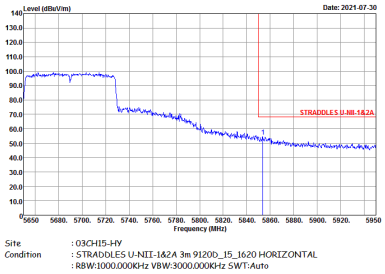	Left blank
Avg.	Left blank	Left blank

Band 3 - Straddle Channel

WIFI 802.11a (Harmonic @ 3m)

WIFI	Band 3 Straddle Channel Harmonic @ 3m	
ANT	802.11a CH144 5720MHz	
1	Horizontal	Vertical
Peak Avg.	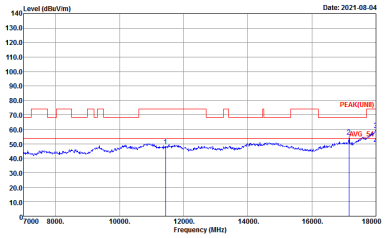	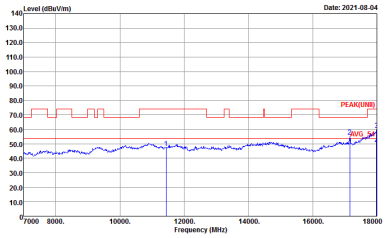

Band 3 – Straddle Channel

WIFI 802.11n HT20 (Harmonic @ 3m)

WIFI	Band 3 Straddle Channel Harmonic @ 3m	
ANT	802.11n HT20 CH144 5720MHz	
1	Horizontal	Vertical
Peak Avg.	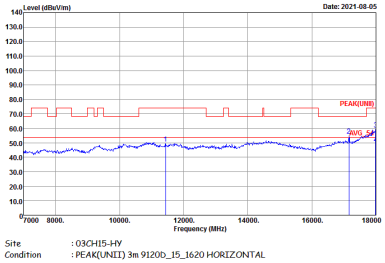	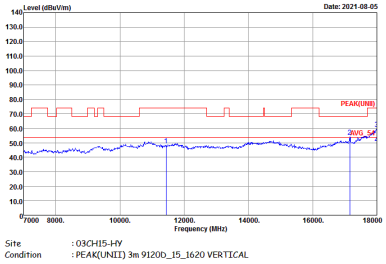

Band 3 – Straddle Channel

WIFI 802.11n HT40 (Harmonic @ 3m)

WIFI	Band 3 Straddle Channel Harmonic @ 3m	
ANT	802.11n HT40 CH142 5710MHz	
1	Horizontal	Vertical
Peak Avg.	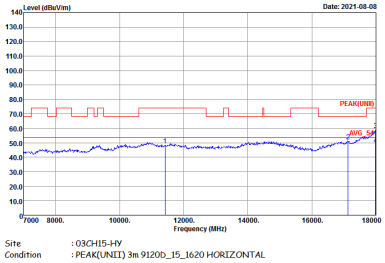	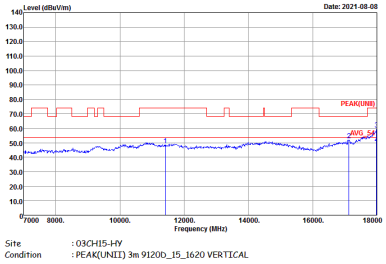

Band 3 – Straddle Channel

WIFI 802.11ac VHT80 (Harmonic @ 3m)

WIFI	Band 3 Straddle Channel Harmonic @ 3m	
ANT	802.11ac VHT80 CH138 5690MHz	
1	Horizontal	Vertical
Peak Avg.	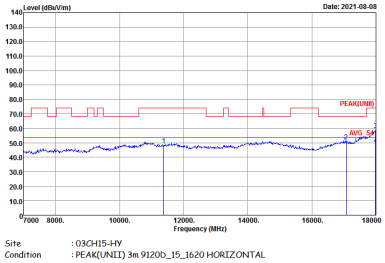	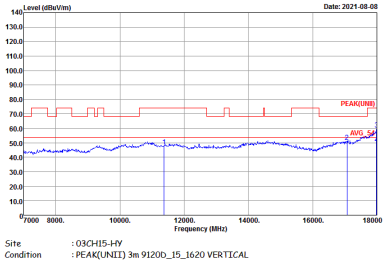

Emission above 18GHz

5GHz WIFI 802.11n HT40 (SHF)

WIFI	5GHz WIFI	
ANT	802.11n HT40 SHF	
1	Horizontal	Vertical
Peak Avg.	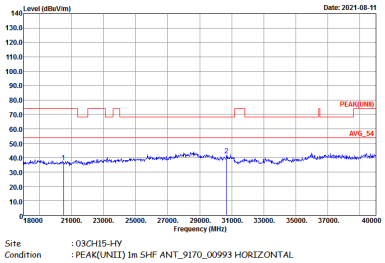	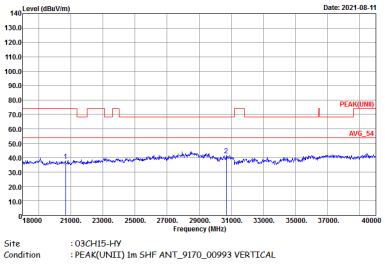

Emission below 1GHz

5GHz WIFI 802.11n HT40 (LF)

WIFI	5GHz WIFI	
ANT	802.11n HT40 LF	
1	Horizontal	Vertical
QP / Peak	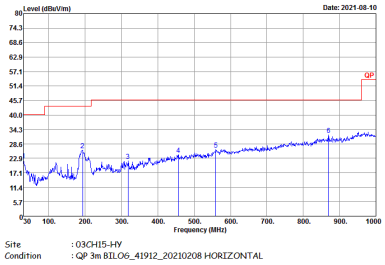	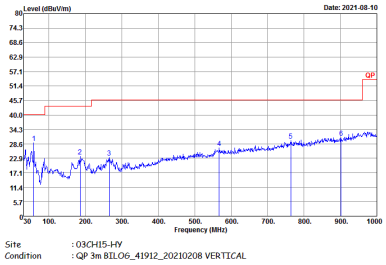

Band 2 - 5250~5350MHz

WIFI 802.11a (Band Edge @ 3m)

WIFI	Band 2 5250~5350MHz Band Edge @ 3m	
ANT	802.11a CH52 5260MHz - L	
2	Horizontal	Fundamental
Peak	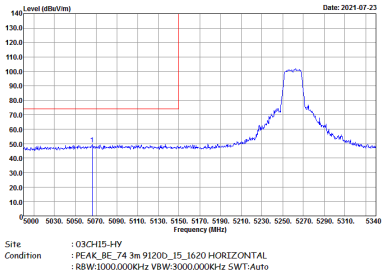	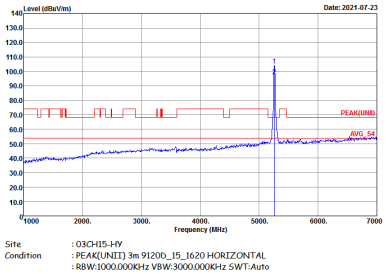
Avg.	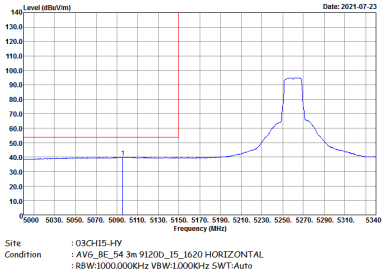	Left blank

WIFI	Band 2 5250~5350MHz Band Edge @ 3m	
ANT	802.11a CH52 5260MHz - R	
2	Horizontal	Fundamental
Peak	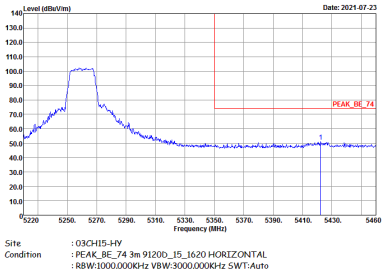	Left blank
Avg.	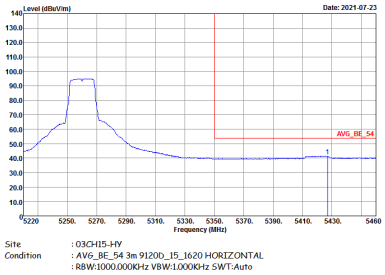	Left blank

WIFI	Band 2 5250~5350MHz Band Edge @ 3m	
ANT	802.11a CH52 5260MHz - L	
2	Vertical	Fundamental
Peak	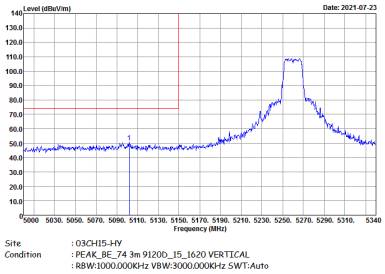	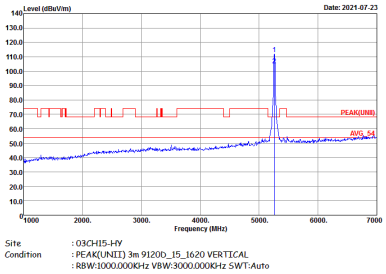
Avg.	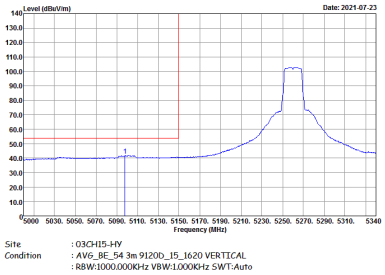	Left blank

WIFI	Band 2 5250~5350MHz Band Edge @ 3m	
ANT	802.11a CH52 5260MHz - R	
2	Vertical	Fundamental
Peak	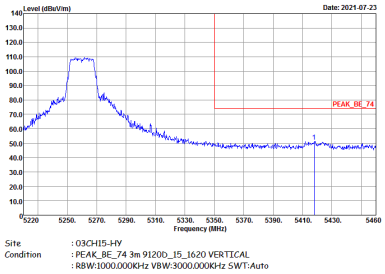	Left blank
Avg.	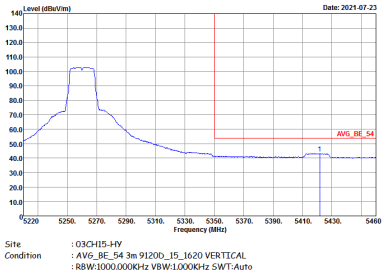	Left blank