Mode	9	
	Harmonic	
	2400-2483.5_802.11g_CH01_2412MHz	
ANT	0	
Pol.	Horizontal	Vertical
14.47G ~14.5G Avg	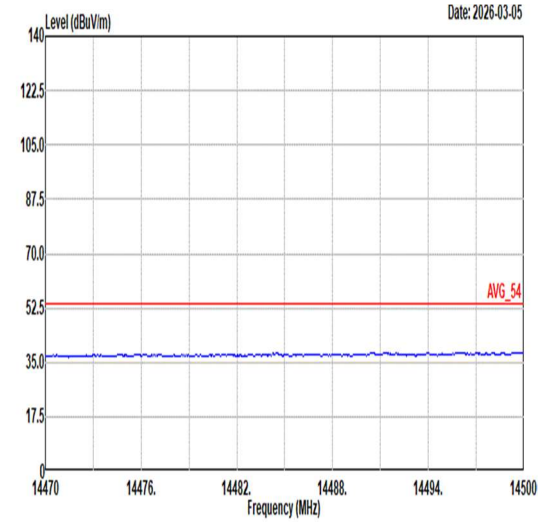 Site : 03CH13-HY Condition: AVG_54 3m HORN_9120D_1326 HORIZONTAL	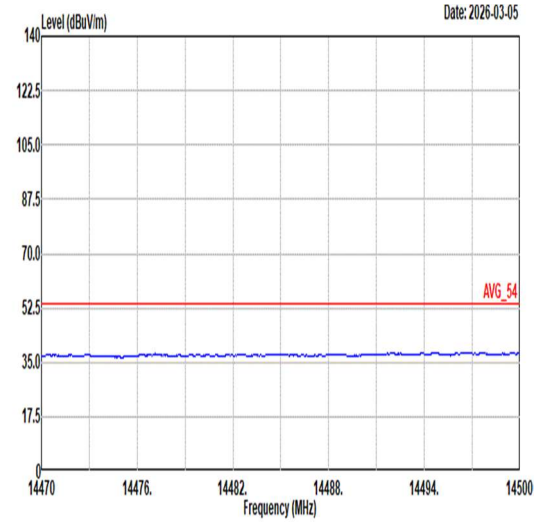 Site : 03CH13-HY Condition: AVG_54 3m HORN_9120D_1326 VERTICAL
17.7G ~18G Avg	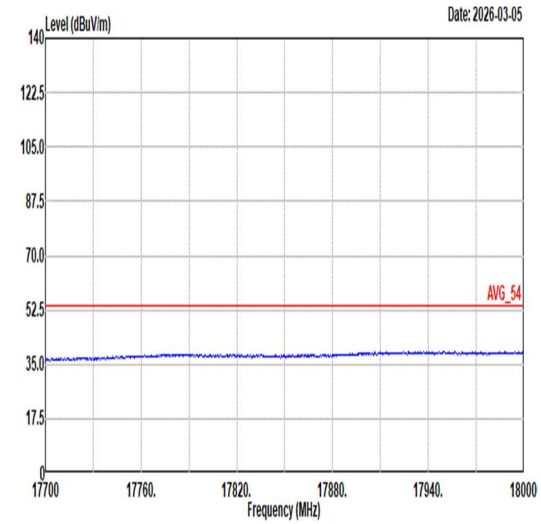 Site : 03CH13-HY Condition: AVG_54 3m HORN_9120D_1326 HORIZONTAL	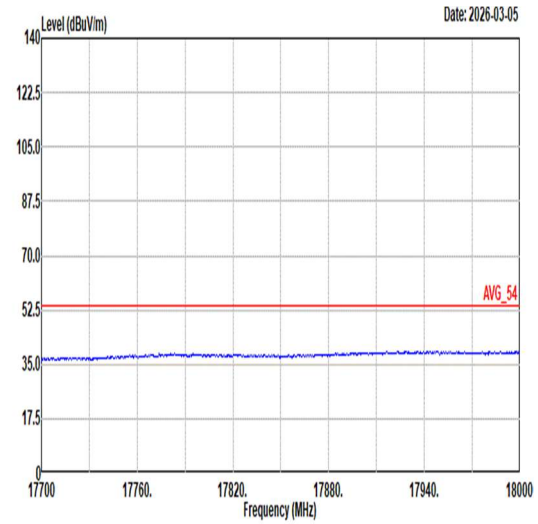 Site : 03CH13-HY Condition: AVG_54 3m HORN_9120D_1326 VERTICAL

Mode	10	
	Band Edge	
	2400-2483.5_802.11g_CH02_2417MHz	
ANT	0	
Pol.	Horizontal	Fundamental
Peak	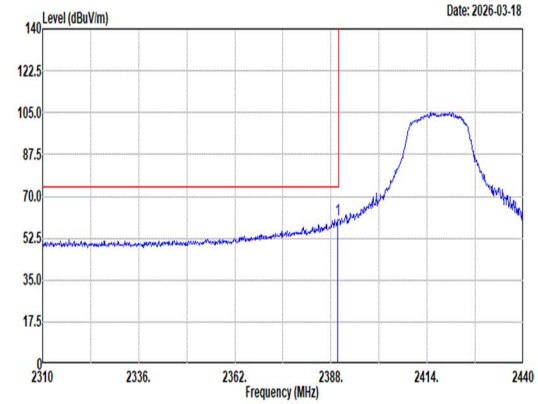 Site : 03CH13-HY Condition: PEAK_BE_74 3m HORN_9120D_1326 HORIZONTAL : RBW:1000.000kHz VBW:3000.000kHz SWT:Auto Freq Level Limit Line Margin Read Level Ant Factor Cable Loss Preamp Factor Aux Factor APos TPos Remark MHz dBuV/m dBuV/m dB dBuV dB/m dB dB dB cm deg 1 2389.82 60.17 74.00 -13.83 53.19 27.30 6.69 36.94 9.93 324 169 Peak	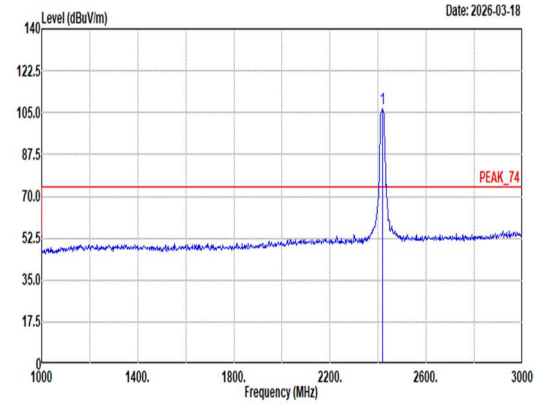 Site : 03CH13-HY Condition: PEAK_74 3m HORN_9120D_1326 HORIZONTAL : RBW:1000.000kHz VBW:3000.000kHz SWT:Auto Freq Level Limit Line Margin Read Level Ant Factor Cable Loss Preamp Factor Aux Factor APos TPos Remark MHz dBuV/m dBuV/m dB dBuV dB/m dB dB dB cm deg 1 2417.00 106.46 ------ ------ 99.33 27.40 6.74 36.94 9.93 324 169 Peak
Avg	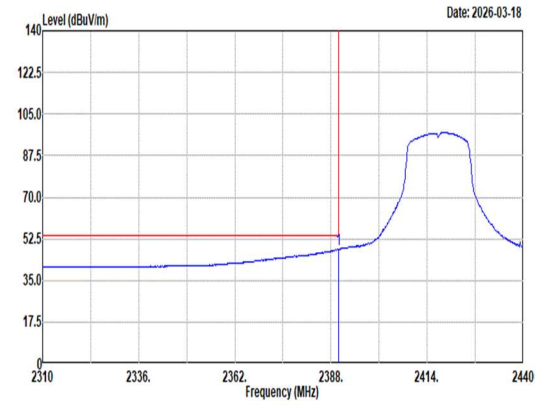 Site : 03CH13-HY Condition: AVG_BE_54 3m HORN_9120D_1326 HORIZONTAL : RBW:1000.000kHz VBW:0.750kHz SWT:Auto Freq Level Limit Line Margin Read Level Ant Factor Cable Loss Preamp Factor Aux Factor APos TPos Remark MHz dBuV/m dBuV/m dB dBuV dB/m dB dB dB cm deg 1 2389.95 48.09 54.00 -5.91 41.11 27.30 6.69 36.94 9.93 324 169 Average	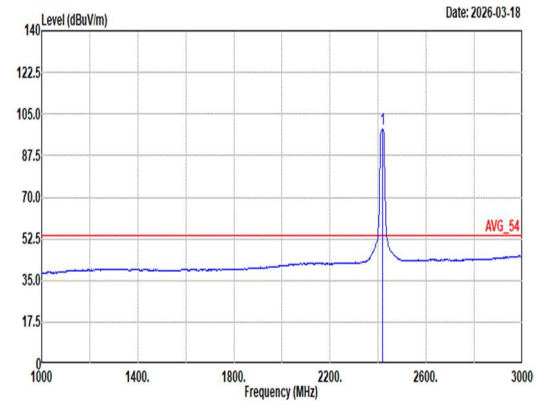 Site : 03CH13-HY Condition: AVG_54 3m HORN_9120D_1326 HORIZONTAL : RBW:1000.000kHz VBW:0.750kHz SWT:Auto Freq Level Limit Line Margin Read Level Ant Factor Cable Loss Preamp Factor Aux Factor APos TPos Remark MHz dBuV/m dBuV/m dB dBuV dB/m dB dB dB cm deg 1 2417.00 98.83 ------ ------ 91.71 27.40 6.73 36.94 9.93 324 169 Average

Mode	10	
	Band Edge	
	2400-2483.5_802.11g_CH02_2417MHz	
ANT	0	
Pol.	Vertical	Fundamental
Peak	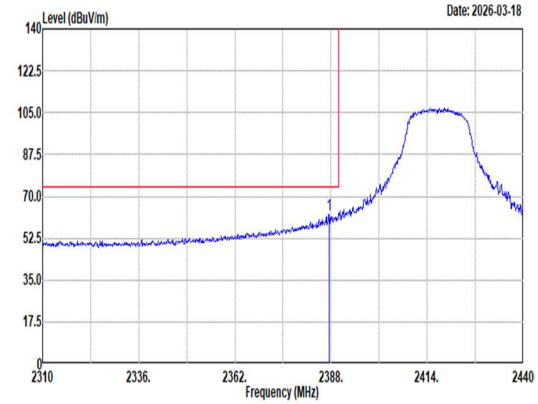 Site : 03CH13-HY Condition: PEAK_BE_74 3m HORN_9120D_1326 VERTICAL : RBW:1000.000kHz VBW:3000.000kHz SWT:Auto Freq Level Limit Line Margin Read Level Ant Factor Cable Loss Preamp Factor Aux Factor APos TPos Remark MHz dBuV/m dBuV/m dB dBuV dB/m dB dB dB cm deg 1 2387.48 62.24 74.00 -11.76 55.29 27.27 6.69 36.94 9.93 112 189 Peak	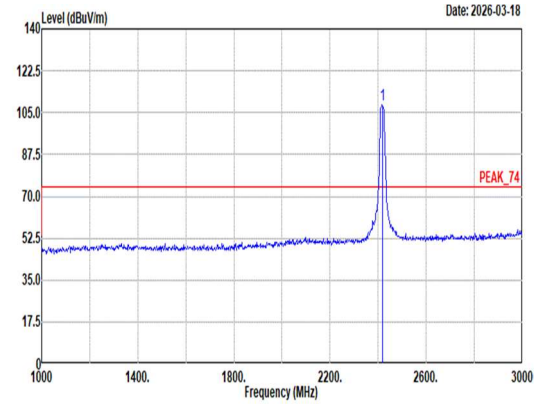 Site : 03CH13-HY Condition: PEAK_74 3m HORN_9120D_1326 VERTICAL : RBW:1000.000kHz VBW:3000.000kHz SWT:Auto Freq Level Limit Line Margin Read Level Ant Factor Cable Loss Preamp Factor Aux Factor APos TPos Remark MHz dBuV/m dBuV/m dB dBuV dB/m dB dB dB cm deg 1 2417.00 108.24 ------ ------ 101.12 27.40 6.73 36.94 9.93 112 189 Peak
Avg	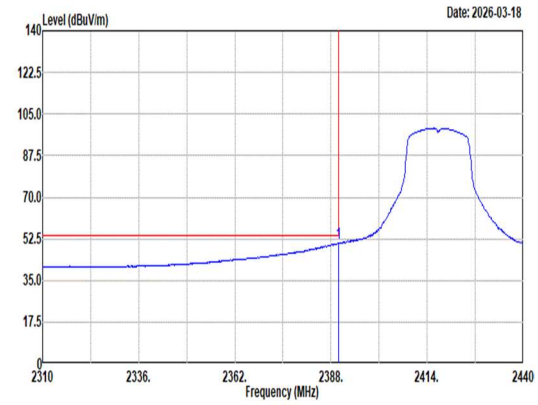 Site : 03CH13-HY Condition: AVG_BE_54 3m HORN_9120D_1326 VERTICAL : RBW:1000.000kHz VBW:0.750kHz SWT:Auto Freq Level Limit Line Margin Read Level Ant Factor Cable Loss Preamp Factor Aux Factor APos TPos Remark MHz dBuV/m dBuV/m dB dBuV dB/m dB dB dB cm deg 1 2389.95 50.60 54.00 -3.40 43.62 27.30 6.69 36.94 9.93 112 189 Average	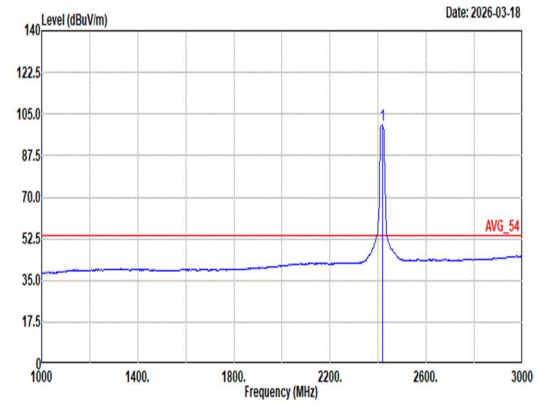 Site : 03CH13-HY Condition: AVG_54 3m HORN_9120D_1326 VERTICAL : RBW:1000.000kHz VBW:0.750kHz SWT:Auto Freq Level Limit Line Margin Read Level Ant Factor Cable Loss Preamp Factor Aux Factor APos TPos Remark MHz dBuV/m dBuV/m dB dBuV dB/m dB dB dB cm deg 1 2417.00 100.55 ------ ------ 93.43 27.40 6.73 36.94 9.93 112 189 Average

Mode	11	
	Band Edge	
	2400-2483.5_802.11g_CH03_2422MHz	
ANT	0	
Pol.	Horizontal	Fundamental
Peak	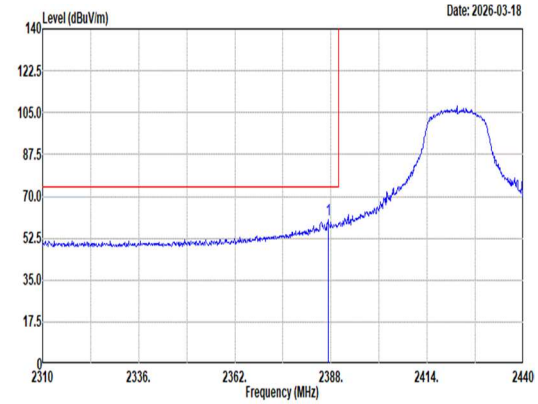 Site : 03CH13-HY Condition: PEAK_BE_74 3m HORN_9120D_1326 HORIZONTAL : RBW:1000.000kHz VBW:3000.000kHz SWT:Auto Freq Level Limit Line Margin Read Level Ant Factor Cable Loss Preamp Factor Aux Factor APos TPos Remark MHz dBuV/m dBuV/m dB dBuV dB/m dB dB dB cm deg 1 2387.22 60.02 74.00 -13.98 53.07 27.27 6.69 36.94 9.93 318 170 Peak	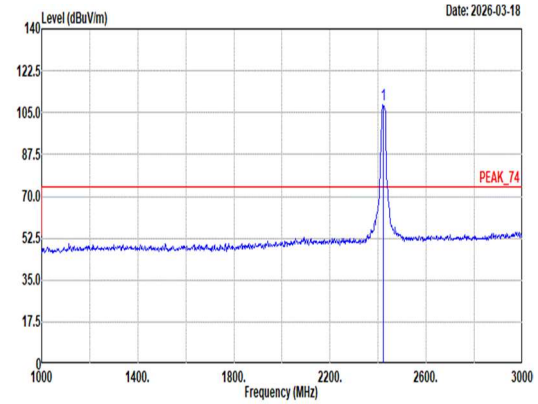 Site : 03CH13-HY Condition: PEAK_74 3m HORN_9120D_1326 HORIZONTAL : RBW:1000.000kHz VBW:3000.000kHz SWT:Auto Freq Level Limit Line Margin Read Level Ant Factor Cable Loss Preamp Factor Aux Factor APos TPos Remark MHz dBuV/m dBuV/m dB dBuV dB/m dB dB dB cm deg 1 2422.00 108.04 ------ ------ 100.91 27.40 6.74 36.94 9.93 318 170 Peak
Avg	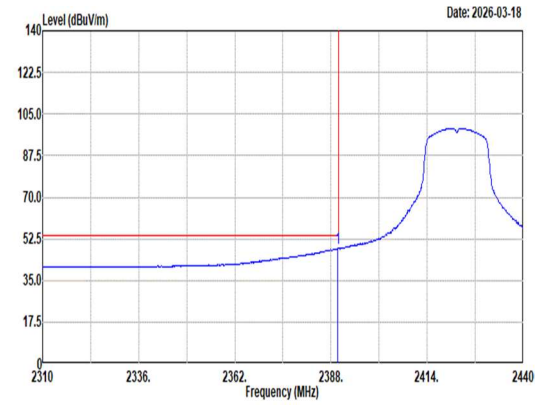 Site : 03CH13-HY Condition: AVG_BE_54 3m HORN_9120D_1326 HORIZONTAL : RBW:1000.000kHz VBW:0.750kHz SWT:Auto Freq Level Limit Line Margin Read Level Ant Factor Cable Loss Preamp Factor Aux Factor APos TPos Remark MHz dBuV/m dBuV/m dB dBuV dB/m dB dB dB cm deg 1 2389.82 48.39 54.00 -5.61 41.41 27.30 6.69 36.94 9.93 318 170 Average	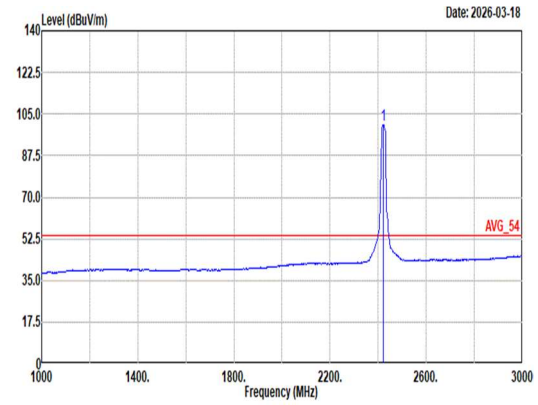 Site : 03CH13-HY Condition: AVG_54 3m HORN_9120D_1326 HORIZONTAL : RBW:1000.000kHz VBW:0.750kHz SWT:Auto Freq Level Limit Line Margin Read Level Ant Factor Cable Loss Preamp Factor Aux Factor APos TPos Remark MHz dBuV/m dBuV/m dB dBuV dB/m dB dB dB cm deg 1 2422.00 100.54 ------ ------ 93.39 27.42 6.74 36.94 9.93 318 170 Average

Mode	11	
	Band Edge	
	2400-2483.5_802.11g_CH03_2422MHz	
ANT	0	
Pol.	Vertical	Fundamental
Peak	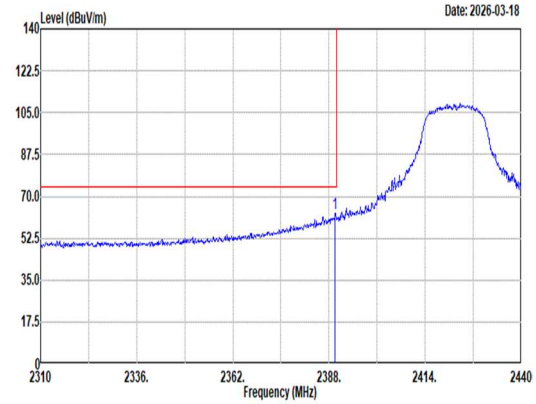 Site : 03CH13-HY Condition: PEAK_BE_74 3m HORN_9120D_1326 VERTICAL : RBW:1000.000kHz VBW:3000.000kHz SWT:Auto Freq Level Limit Line Margin Read Level Ant Factor Cable Loss Preamp Factor Aux Factor APos TPos Remark MHz dBuV/m dBuV/m dB dBuV dB/m dB dB dB cm deg 1 2389.69 62.99 74.00 -11.01 56.01 27.30 6.69 36.94 9.93 117 187 Peak	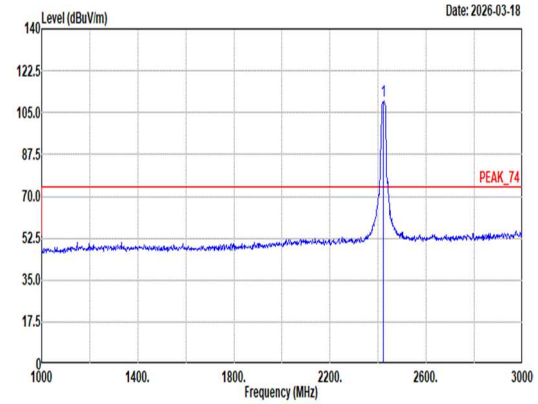 Site : 03CH13-HY Condition: PEAK_74 3m HORN_9120D_1326 VERTICAL : RBW:1000.000kHz VBW:3000.000kHz SWT:Auto Freq Level Limit Line Margin Read Level Ant Factor Cable Loss Preamp Factor Aux Factor APos TPos Remark MHz dBuV/m dBuV/m dB dBuV dB/m dB dB dB cm deg 1 2422.00 109.69 ------ ------ 102.52 27.44 6.74 36.94 9.93 117 187 Peak
Avg	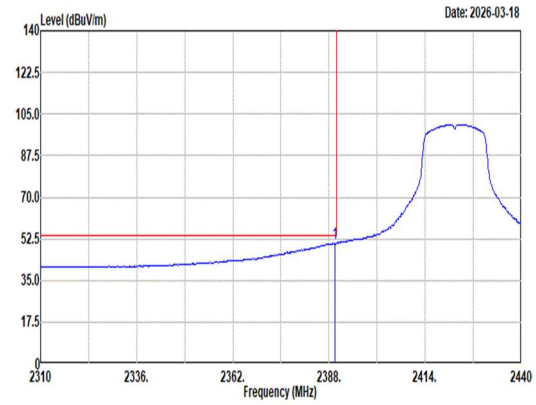 Site : 03CH13-HY Condition: AVG_BE_54 3m HORN_9120D_1326 VERTICAL : RBW:1000.000kHz VBW:0.750kHz SWT:Auto Freq Level Limit Line Margin Read Level Ant Factor Cable Loss Preamp Factor Aux Factor APos TPos Remark MHz dBuV/m dBuV/m dB dBuV dB/m dB dB dB cm deg 1 2389.56 50.92 54.00 -3.08 43.94 27.30 6.69 36.94 9.93 117 187 Average	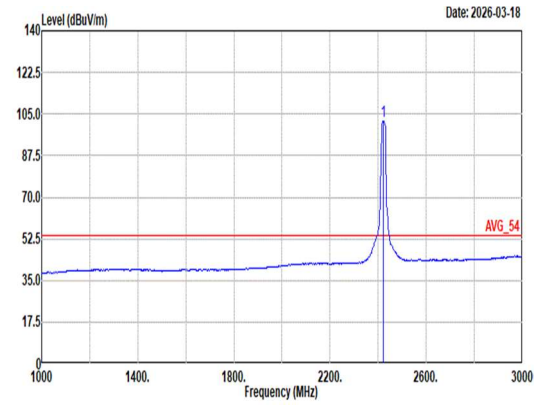 Site : 03CH13-HY Condition: AVG_54 3m HORN_9120D_1326 VERTICAL : RBW:1000.000kHz VBW:0.750kHz SWT:Auto Freq Level Limit Line Margin Read Level Ant Factor Cable Loss Preamp Factor Aux Factor APos TPos Remark MHz dBuV/m dBuV/m dB dBuV dB/m dB dB dB cm deg 1 2422.00 102.00 ------ ------ 94.87 27.40 6.74 36.94 9.93 117 187 Average

Mode	12	
	Band Edge	
	2400-2483.5_802.11g_CH04_2427MHz	
ANT	0	
Pol.	Horizontal	Fundamental
Peak	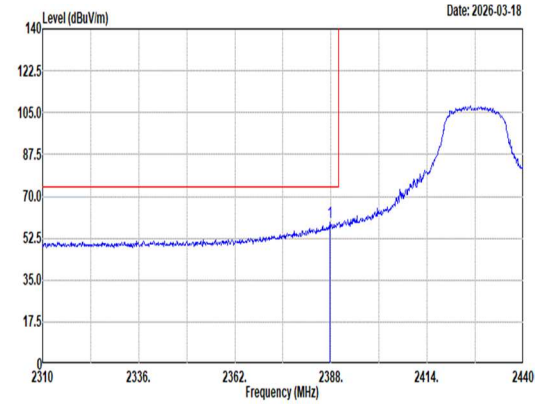 Site : 03CH13-HY Condition: PEAK_BE_74 3m HORN_9120D_1326 HORIZONTAL : RBW:1000.000kHz VBW:3000.000kHz SWT:Auto Freq Level Limit Line Margin Read Level Ant Factor Cable Loss Preamp Factor Aux Factor APos TPos Remark MHz dBuV/m dBuV/m dB dBuV dB/m dB dB dB cm deg 1 2387.61 59.01 74.00 -14.99 52.05 27.28 6.69 36.94 9.93 318 170 Peak	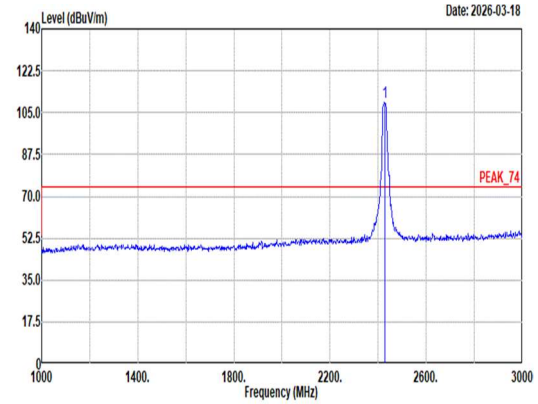 Site : 03CH13-HY Condition: PEAK_74 3m HORN_9120D_1326 HORIZONTAL : RBW:1000.000kHz VBW:3000.000kHz SWT:Auto Freq Level Limit Line Margin Read Level Ant Factor Cable Loss Preamp Factor Aux Factor APos TPos Remark MHz dBuV/m dBuV/m dB dBuV dB/m dB dB dB cm deg 1 2427.00 109.11 ------ ------ 101.92 27.46 6.74 36.94 9.93 318 170 Peak
Avg	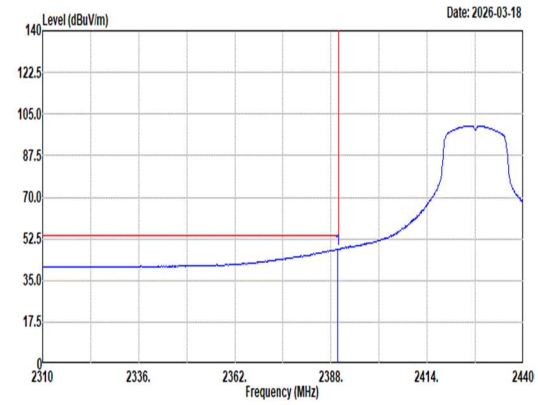 Site : 03CH13-HY Condition: AVG_BE_54 3m HORN_9120D_1326 HORIZONTAL : RBW:1000.000kHz VBW:0.750kHz SWT:Auto Freq Level Limit Line Margin Read Level Ant Factor Cable Loss Preamp Factor Aux Factor APos TPos Remark MHz dBuV/m dBuV/m dB dBuV dB/m dB dB dB cm deg 1 2389.82 48.21 54.00 -5.79 41.23 27.30 6.69 36.94 9.93 318 170 Average	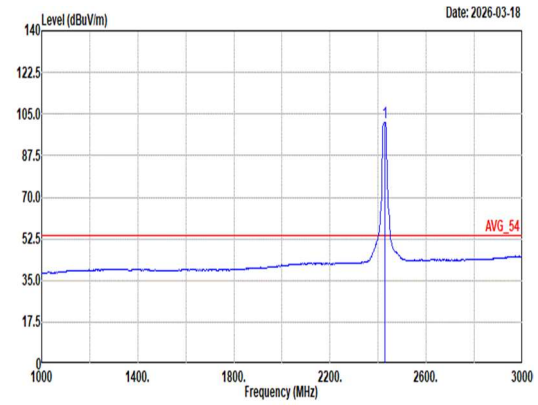 Site : 03CH13-HY Condition: AVG_54 3m HORN_9120D_1326 HORIZONTAL : RBW:1000.000kHz VBW:0.750kHz SWT:Auto Freq Level Limit Line Margin Read Level Ant Factor Cable Loss Preamp Factor Aux Factor APos TPos Remark MHz dBuV/m dBuV/m dB dBuV dB/m dB dB dB cm deg 1 2427.00 101.53 ------ ------ 94.34 27.46 6.74 36.94 9.93 318 170 Average

Mode	12	
	Band Edge	
	2400-2483.5_802.11g_CH04_2427MHz	
ANT	0	
Pol.	Vertical	Fundamental
Peak	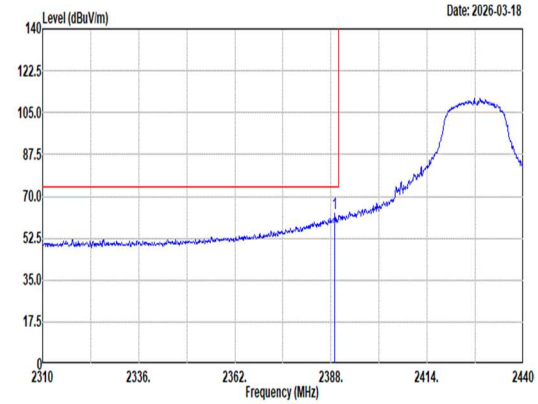 Site : 03CH13-HY Condition: PEAK_BE_74 3m HORN_9120D_1326 VERTICAL : RBW:1000.000kHz VBW:3000.000kHz SWT:Auto Freq Level Limit Line Margin Read Level Ant Factor Cable Loss Preamp Factor Aux Factor APos TPos Remark MHz dBuV/m dBuV/m dB dBuV dB/m dB dB dB cm deg 1 2389.04 62.82 74.00 -11.18 55.85 27.29 6.69 36.94 9.93 114 186 Peak	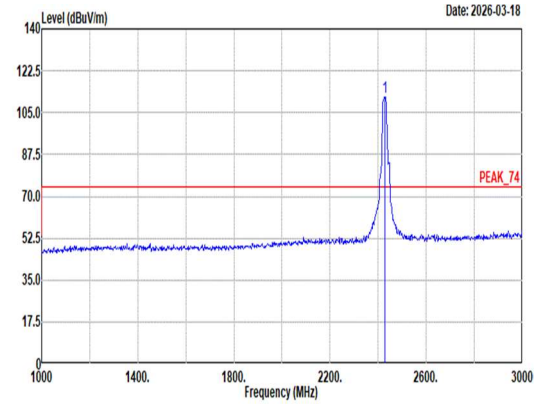 Site : 03CH13-HY Condition: PEAK_74 3m HORN_9120D_1326 VERTICAL : RBW:1000.000kHz VBW:3000.000kHz SWT:Auto Freq Level Limit Line Margin Read Level Ant Factor Cable Loss Preamp Factor Aux Factor APos TPos Remark MHz dBuV/m dBuV/m dB dBuV dB/m dB dB dB cm deg 1 2427.00 111.72 ------ ------ 104.48 27.50 6.75 36.94 9.93 114 186 Peak
Avg	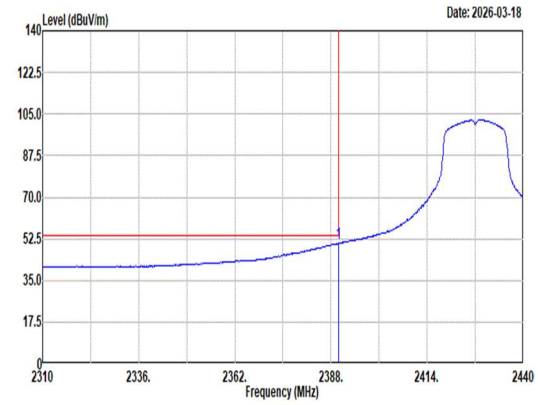 Site : 03CH13-HY Condition: AVG_BE_54 3m HORN_9120D_1326 VERTICAL : RBW:1000.000kHz VBW:0.750kHz SWT:Auto Freq Level Limit Line Margin Read Level Ant Factor Cable Loss Preamp Factor Aux Factor APos TPos Remark MHz dBuV/m dBuV/m dB dBuV dB/m dB dB dB cm deg 1 2389.95 50.51 54.00 -3.49 43.53 27.30 6.69 36.94 9.93 114 186 Average	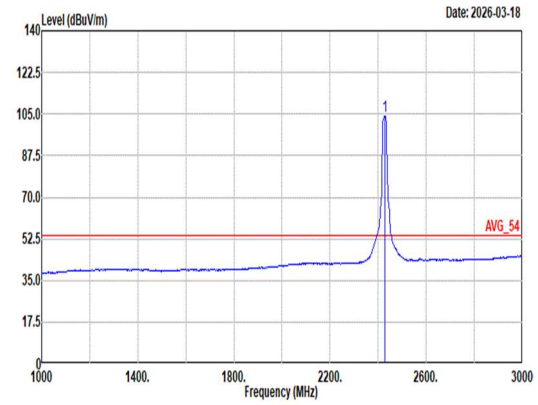 Site : 03CH13-HY Condition: AVG_54 3m HORN_9120D_1326 VERTICAL : RBW:1000.000kHz VBW:0.750kHz SWT:Auto Freq Level Limit Line Margin Read Level Ant Factor Cable Loss Preamp Factor Aux Factor APos TPos Remark MHz dBuV/m dBuV/m dB dBuV dB/m dB dB dB cm deg 1 2427.00 104.00 ------ ------ 96.78 27.48 6.75 36.94 9.93 114 186 Average

Mode	13	
	Harmonic	
	2400-2483.5_802.11g_CH06_2437MHz	
ANT	0	
Pol.	Horizontal	Vertical
Peak Avg	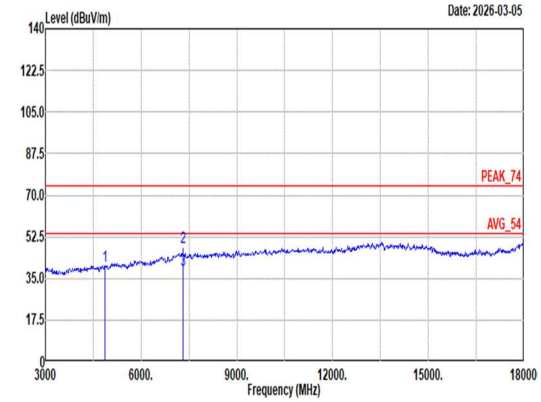 Site : 03CH13-HY Condition: PEAK_74 3m HORN_9120D_1326 HORIZONTAL 1 4874.00 40.40 74.00 -33.60 55.57 32.55 9.89 58.22 0.61 -- -- Peak 2 7311.00 48.30 74.00 -25.70 56.52 36.68 12.12 57.67 0.65 167 10 Peak 3 7311.00 38.41 54.00 -15.59 46.63 36.68 12.12 57.67 0.65 167 10 Average	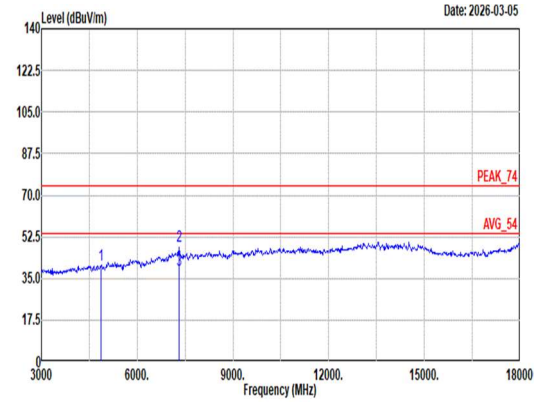 Site : 03CH13-HY Condition: PEAK_74 3m HORN_9120D_1326 VERTICAL 1 4874.00 40.58 74.00 -33.42 55.75 32.55 9.89 58.22 0.61 -- -- Peak 2 7311.00 48.40 74.00 -25.60 56.62 36.68 12.12 57.67 0.65 100 356 Peak 3 7311.00 38.66 54.00 -15.34 46.88 36.68 12.12 57.67 0.65 100 356 Average

Mode	13	
	Harmonic	
	2400-2483.5_802.11g_CH06_2437MHz	
ANT	0	
Pol.	Horizontal	Vertical
14.47G ~14.5G Avg	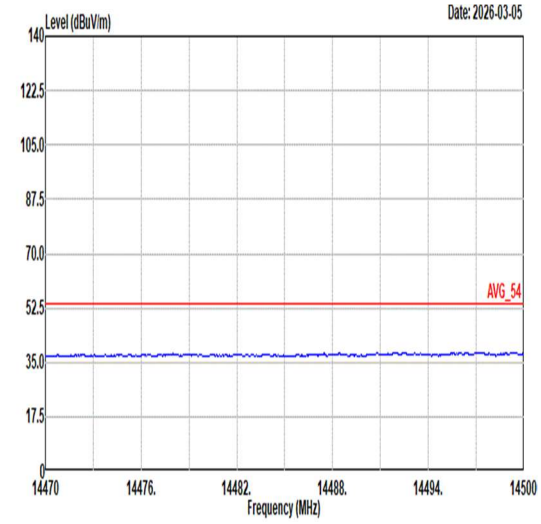 Site : 03CH13-HY Condition: AVG_54 3m HORN_9120D_1326 HORIZONTAL	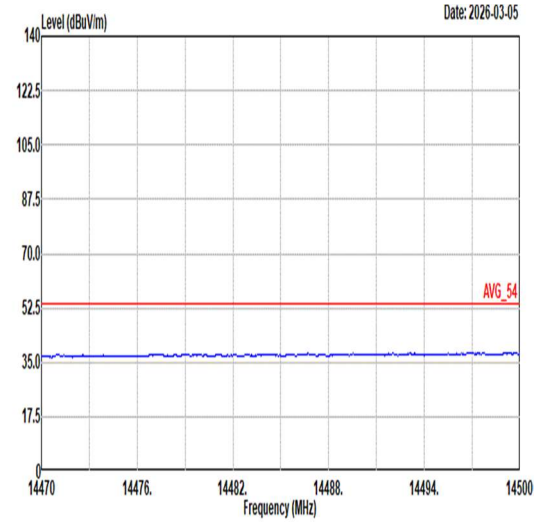 Site : 03CH13-HY Condition: AVG_54 3m HORN_9120D_1326 VERTICAL
17.7G ~18G Avg	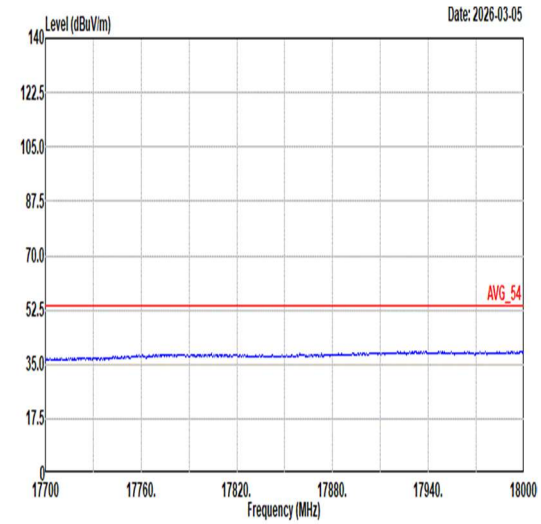 Site : 03CH13-HY Condition: AVG_54 3m HORN_9120D_1326 HORIZONTAL	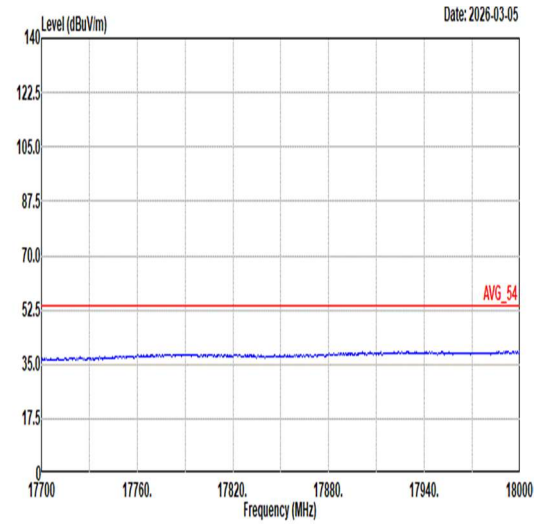 Site : 03CH13-HY Condition: AVG_54 3m HORN_9120D_1326 VERTICAL

Mode	14	
	Band Edge	
	2400-2483.5_802.11g_CH08_2447MHz	
ANT	0	
Pol.	Horizontal	Fundamental
Peak	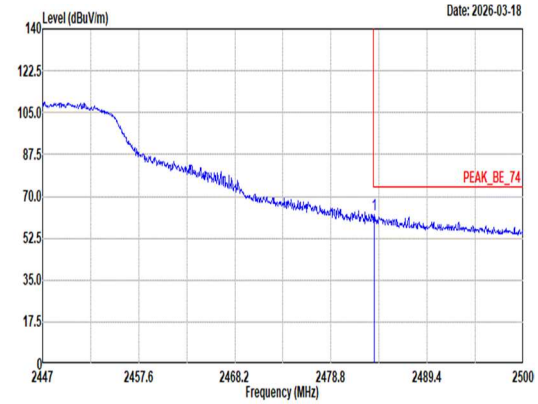 Site : 03CH13-HY Condition: PEAK_BE_74 3m HORN_9120D_1326 HORIZONTAL : RBW:1000.000kHz VBW:3000.000kHz SWT:Auto Freq Level Limit Line Margin Read Level Ant Factor Cable Loss Preamp Factor Aux Factor APos TPos Remark MHz dBuV/m dBuV/m dB dBuV dB/m dB dB dB cm deg 1 2483.57 62.25 74.00 -11.75 54.71 27.74 6.82 36.95 9.93 331 165 Peak	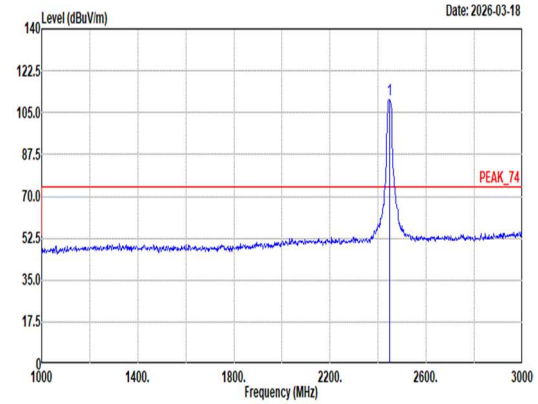 Site : 03CH13-HY Condition: PEAK_74 3m HORN_9120D_1326 HORIZONTAL : RBW:1000.000kHz VBW:3000.000kHz SWT:Auto Freq Level Limit Line Margin Read Level Ant Factor Cable Loss Preamp Factor Aux Factor APos TPos Remark MHz dBuV/m dBuV/m dB dBuV dB/m dB dB dB cm deg 1 2447.00 110.38 ------ ------ 103.12 27.50 6.77 36.94 9.93 331 165 Peak
Avg	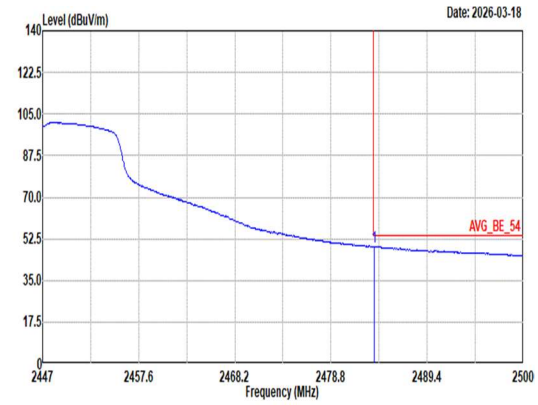 Site : 03CH13-HY Condition: AVG_BE_54 3m HORN_9120D_1326 HORIZONTAL : RBW:1000.000kHz VBW:0.750kHz SWT:Auto Freq Level Limit Line Margin Read Level Ant Factor Cable Loss Preamp Factor Aux Factor APos TPos Remark MHz dBuV/m dBuV/m dB dBuV dB/m dB dB dB cm deg 1 2483.57 49.13 54.00 -4.87 41.59 27.74 6.82 36.95 9.93 331 165 Average	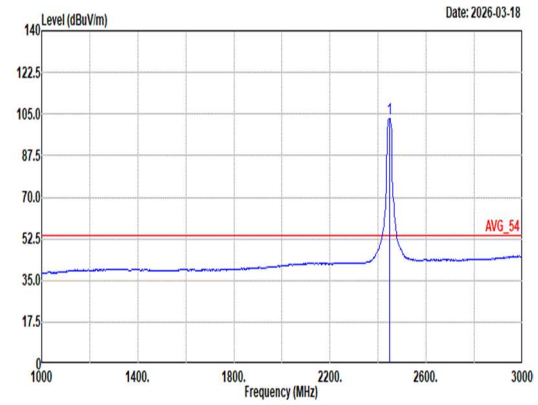 Site : 03CH13-HY Condition: AVG_54 3m HORN_9120D_1326 HORIZONTAL : RBW:1000.000kHz VBW:0.750kHz SWT:Auto Freq Level Limit Line Margin Read Level Ant Factor Cable Loss Preamp Factor Aux Factor APos TPos Remark MHz dBuV/m dBuV/m dB dBuV dB/m dB dB dB cm deg 1 2447.00 102.85 ------ ------ 95.59 27.50 6.77 36.94 9.93 331 165 Average

Mode	14	
	Band Edge	
	2400-2483.5_802.11g_CH08_2447MHz	
ANT	0	
Pol.	Vertical	Fundamental
Peak	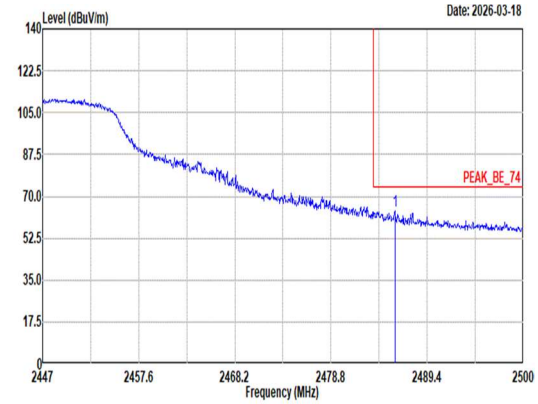 Site : 03CH13-HY Condition: PEAK_BE_74 3m HORN_9120D_1326 VERTICAL : RBW:1000.000kHz VBW:3000.000kHz SWT:Auto Freq Level Limit Line Margin Read Level Ant Factor Cable Loss Preamp Factor Aux Factor APos TPos Remark MHz dBuV/m dBuV/m dB dBuV dB/m dB dB dB cm deg 1 2485.90 63.83 74.00 -10.17 56.27 27.76 6.82 36.95 9.93 100 188 Peak	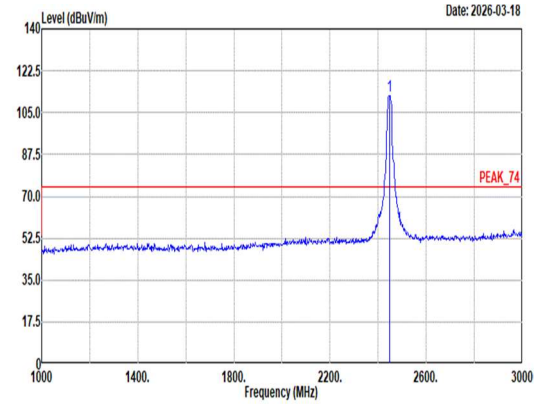 Site : 03CH13-HY Condition: PEAK_74 3m HORN_9120D_1326 VERTICAL : RBW:1000.000kHz VBW:3000.000kHz SWT:Auto Freq Level Limit Line Margin Read Level Ant Factor Cable Loss Preamp Factor Aux Factor APos TPos Remark MHz dBuV/m dBuV/m dB dBuV dB/m dB dB dB cm deg 1 2447.00 112.24 ------ ------ 104.97 27.50 6.78 36.94 9.93 100 188 Peak
Avg	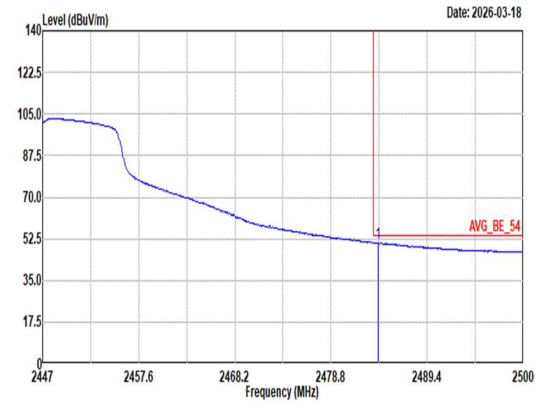 Site : 03CH13-HY Condition: AVG_BE_54 3m HORN_9120D_1326 VERTICAL : RBW:1000.000kHz VBW:0.750kHz SWT:Auto Freq Level Limit Line Margin Read Level Ant Factor Cable Loss Preamp Factor Aux Factor APos TPos Remark MHz dBuV/m dBuV/m dB dBuV dB/m dB dB dB cm deg 1 2483.99 50.81 54.00 -3.19 43.27 27.74 6.82 36.95 9.93 100 188 Average	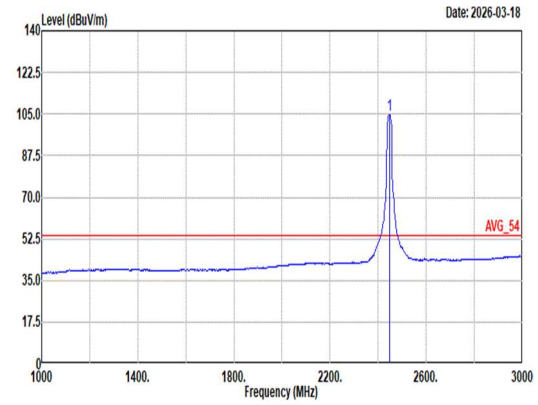 Site : 03CH13-HY Condition: AVG_54 3m HORN_9120D_1326 VERTICAL : RBW:1000.000kHz VBW:0.750kHz SWT:Auto Freq Level Limit Line Margin Read Level Ant Factor Cable Loss Preamp Factor Aux Factor APos TPos Remark MHz dBuV/m dBuV/m dB dBuV dB/m dB dB dB cm deg 1 2447.00 104.85 ------ ------ 97.59 27.50 6.77 36.94 9.93 100 188 Average

Mode	15	
	Band Edge	
	2400-2483.5_802.11g_CH09_2452MHz	
ANT	0	
Pol.	Horizontal	Fundamental
Peak	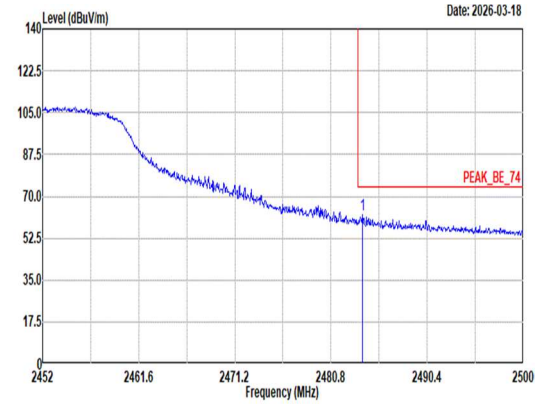 Site : 03CH13-HY Condition: PEAK_BE_74 3m HORN_9120D_1326 HORIZONTAL : RBW:1000.000kHz VBW:3000.000kHz SWT:Auto Freq Level Limit Line Margin Read Level Ant Factor Cable Loss Preamp Factor Aux Factor APos TPos Remark MHz dBuV/m dBuV/m dB dBuV dB/m dB dB dB cm deg 1 2483.92 62.33 74.00 -11.67 54.79 27.74 6.82 36.95 9.93 329 166 Peak	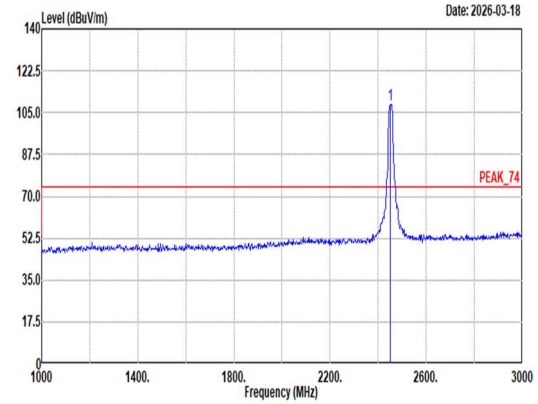 Site : 03CH13-HY Condition: PEAK_74 3m HORN_9120D_1326 HORIZONTAL : RBW:1000.000kHz VBW:3000.000kHz SWT:Auto Freq Level Limit Line Margin Read Level Ant Factor Cable Loss Preamp Factor Aux Factor APos TPos Remark MHz dBuV/m dBuV/m dB dBuV dB/m dB dB dB cm deg 1 2452.00 108.40 ------ ------ 101.10 27.54 6.78 36.95 9.93 329 166 Peak
Avg	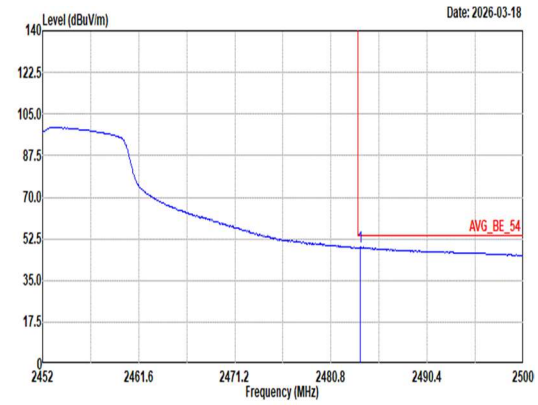 Site : 03CH13-HY Condition: AVG_BE_54 3m HORN_9120D_1326 HORIZONTAL : RBW:1000.000kHz VBW:0.750kHz SWT:Auto Freq Level Limit Line Margin Read Level Ant Factor Cable Loss Preamp Factor Aux Factor APos TPos Remark MHz dBuV/m dBuV/m dB dBuV dB/m dB dB dB cm deg 1 2483.73 48.91 54.00 -5.09 41.37 27.74 6.82 36.95 9.93 329 166 Average	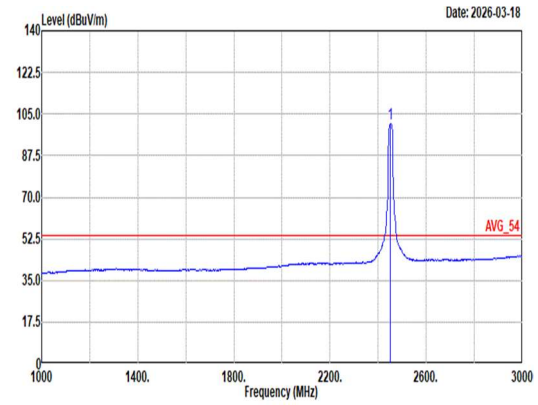 Site : 03CH13-HY Condition: AVG_54 3m HORN_9120D_1326 HORIZONTAL : RBW:1000.000kHz VBW:0.750kHz SWT:Auto Freq Level Limit Line Margin Read Level Ant Factor Cable Loss Preamp Factor Aux Factor APos TPos Remark MHz dBuV/m dBuV/m dB dBuV dB/m dB dB dB cm deg 1 2452.00 100.82 ------ ------ 93.55 27.50 6.78 36.94 9.93 329 166 Average

Mode	15	
	Band Edge	
	2400-2483.5_802.11g_CH09_2452MHz	
ANT	0	
Pol.	Vertical	Fundamental
Peak	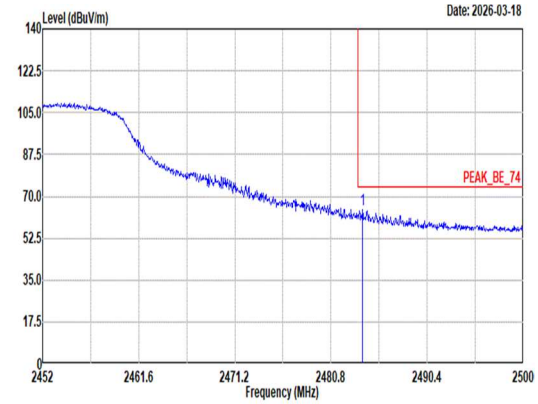 Site : 03CH13-HY Condition: PEAK_BE_74 3m HORN_9120D_1326 VERTICAL : RBW:1000.000kHz VBW:3000.000kHz SWT:Auto Freq Level Limit Line Margin Read Level Ant Factor Cable Loss Preamp Factor Aux Factor APos TPos Remark MHz dBuV/m dBuV/m dB dBuV dB/m dB dB dB cm deg 1 2483.92 64.59 74.00 -9.41 57.05 27.74 6.82 36.95 9.93 100 141 Peak	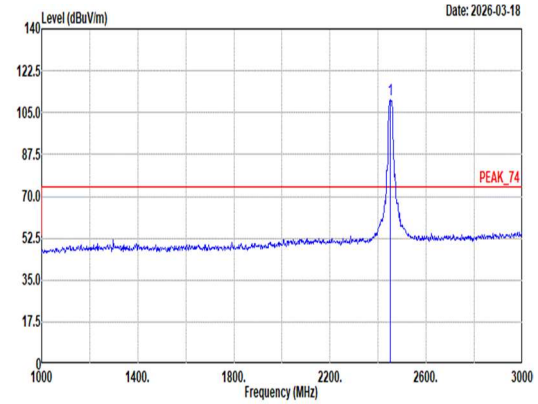 Site : 03CH13-HY Condition: PEAK_74 3m HORN_9120D_1326 VERTICAL : RBW:1000.000kHz VBW:3000.000kHz SWT:Auto Freq Level Limit Line Margin Read Level Ant Factor Cable Loss Preamp Factor Aux Factor APos TPos Remark MHz dBuV/m dBuV/m dB dBuV dB/m dB dB dB cm deg 1 2452.00 110.29 ------ ------ 103.02 27.50 6.78 36.94 9.93 100 141 Peak
Avg	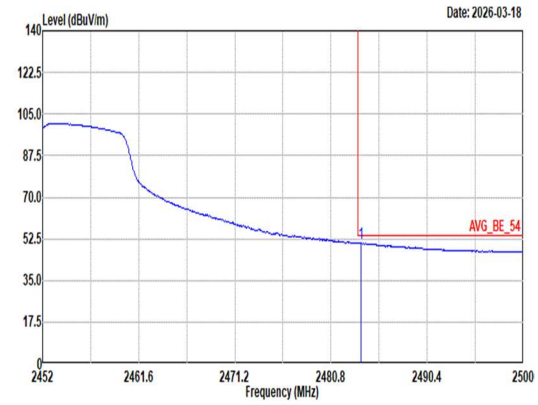 Site : 03CH13-HY Condition: AVG_BE_54 3m HORN_9120D_1326 VERTICAL : RBW:1000.000kHz VBW:0.750kHz SWT:Auto Freq Level Limit Line Margin Read Level Ant Factor Cable Loss Preamp Factor Aux Factor APos TPos Remark MHz dBuV/m dBuV/m dB dBuV dB/m dB dB dB cm deg 1 2483.78 50.62 54.00 -3.38 43.08 27.74 6.82 36.95 9.93 100 141 Average	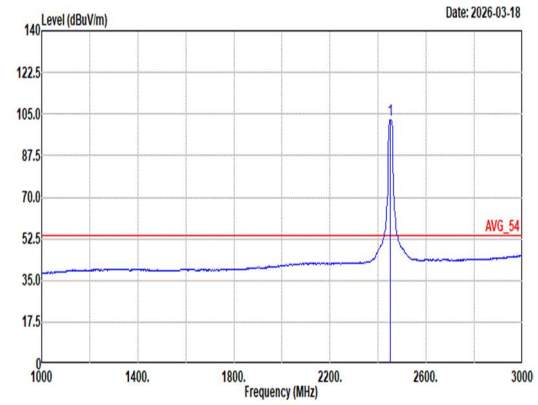 Site : 03CH13-HY Condition: AVG_54 3m HORN_9120D_1326 VERTICAL : RBW:1000.000kHz VBW:0.750kHz SWT:Auto Freq Level Limit Line Margin Read Level Ant Factor Cable Loss Preamp Factor Aux Factor APos TPos Remark MHz dBuV/m dBuV/m dB dBuV dB/m dB dB dB cm deg 1 2452.00 102.63 ------ ------ 95.36 27.50 6.78 36.94 9.93 100 141 Average

Mode	16	
	Band Edge	
	2400-2483.5_802.11g_CH10_2457MHz	
ANT	0	
Pol.	Horizontal	Fundamental
Peak	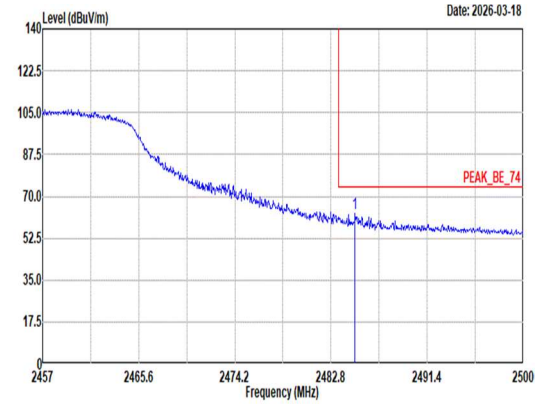 Site : 03CH13-HY Condition: PEAK_BE_74 3m HORN_9120D_1326 HORIZONTAL : RBW:1000.000kHz VBW:3000.000kHz SWT:Auto Freq Level Limit Line Margin Read Level Ant Factor Cable Loss Preamp Factor Aux Factor APos TPos Remark MHz dBuV/m dBuV/m dB dBuV dB/m dB dB dB cm deg 1 2484.95 62.66 74.00 -11.34 55.11 27.75 6.82 36.95 9.93 329 166 Peak	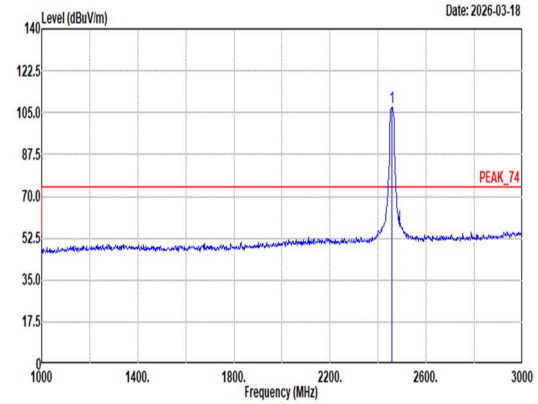 Site : 03CH13-HY Condition: PEAK_74 3m HORN_9120D_1326 HORIZONTAL : RBW:1000.000kHz VBW:3000.000kHz SWT:Auto Freq Level Limit Line Margin Read Level Ant Factor Cable Loss Preamp Factor Aux Factor APos TPos Remark MHz dBuV/m dBuV/m dB dBuV dB/m dB dB dB cm deg 1 2457.00 107.08 ------ ------ 99.71 27.60 6.79 36.95 9.93 329 166 Peak
Avg	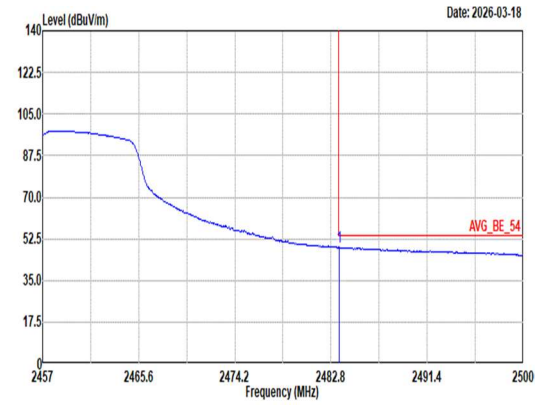 Site : 03CH13-HY Condition: AVG_BE_54 3m HORN_9120D_1326 HORIZONTAL : RBW:1000.000kHz VBW:0.750kHz SWT:Auto Freq Level Limit Line Margin Read Level Ant Factor Cable Loss Preamp Factor Aux Factor APos TPos Remark MHz dBuV/m dBuV/m dB dBuV dB/m dB dB dB cm deg 1 2483.53 48.88 54.00 -5.12 41.34 27.74 6.82 36.95 9.93 329 166 Average	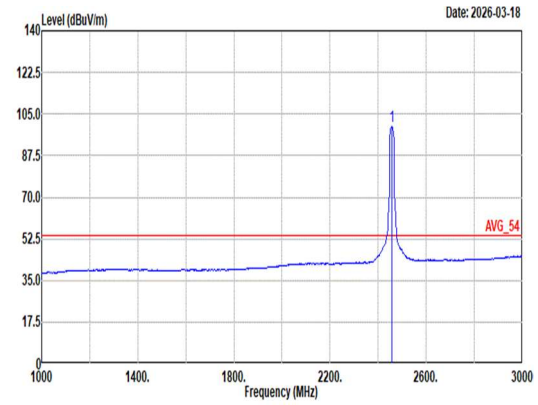 Site : 03CH13-HY Condition: AVG_54 3m HORN_9120D_1326 HORIZONTAL : RBW:1000.000kHz VBW:0.750kHz SWT:Auto Freq Level Limit Line Margin Read Level Ant Factor Cable Loss Preamp Factor Aux Factor APos TPos Remark MHz dBuV/m dBuV/m dB dBuV dB/m dB dB dB cm deg 1 2457.00 99.59 ------ ------ 92.27 27.56 6.78 36.95 9.93 329 166 Average

Mode	16	
	Band Edge	
	2400-2483.5_802.11g_CH10_2457MHz	
ANT	0	
Pol.	Vertical	Fundamental
Peak	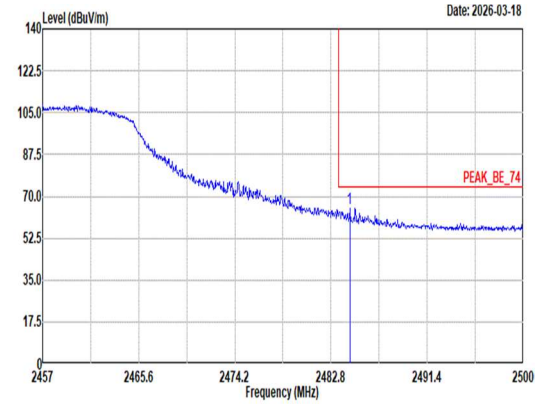 Site : 03CH13-HY Condition: PEAK_BE_74 3m HORN_9120D_1326 VERTICAL : RBW:1000.000kHz VBW:3000.000kHz SWT:Auto Freq Level Limit Line Margin Read Level Ant Factor Cable Loss Preamp Factor Aux Factor APos TPos Remark MHz dBuV/m dBuV/m dB dBuV dB/m dB dB dB cm deg 1 2484.48 64.91 74.00 -9.09 57.37 27.74 6.82 36.95 9.93 100 184 Peak	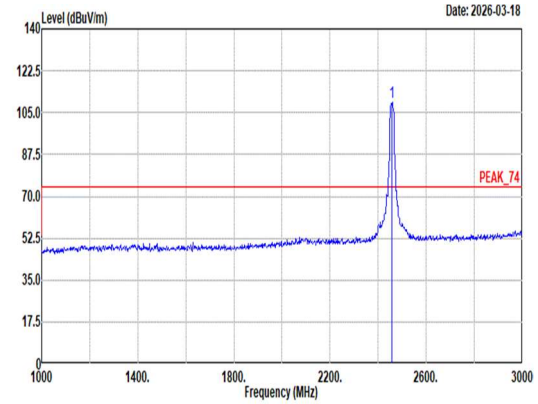 Site : 03CH13-HY Condition: PEAK_74 3m HORN_9120D_1326 VERTICAL : RBW:1000.000kHz VBW:3000.000kHz SWT:Auto Freq Level Limit Line Margin Read Level Ant Factor Cable Loss Preamp Factor Aux Factor APos TPos Remark MHz dBuV/m dBuV/m dB dBuV dB/m dB dB dB cm deg 1 2457.00 109.26 ------ ------ 101.89 27.60 6.79 36.95 9.93 100 184 Peak
Avg	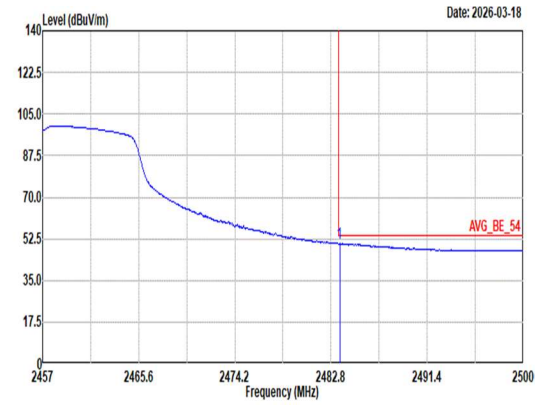 Site : 03CH13-HY Condition: AVG_BE_54 3m HORN_9120D_1326 VERTICAL : RBW:1000.000kHz VBW:0.750kHz SWT:Auto Freq Level Limit Line Margin Read Level Ant Factor Cable Loss Preamp Factor Aux Factor APos TPos Remark MHz dBuV/m dBuV/m dB dBuV dB/m dB dB dB cm deg 1 2483.57 50.65 54.00 -3.35 43.11 27.74 6.82 36.95 9.93 100 184 Average	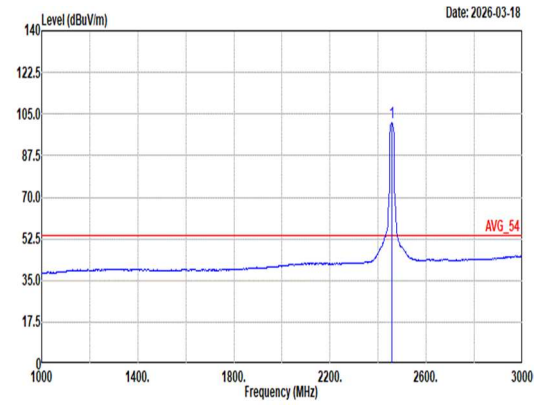 Site : 03CH13-HY Condition: AVG_54 3m HORN_9120D_1326 VERTICAL : RBW:1000.000kHz VBW:0.750kHz SWT:Auto Freq Level Limit Line Margin Read Level Ant Factor Cable Loss Preamp Factor Aux Factor APos TPos Remark MHz dBuV/m dBuV/m dB dBuV dB/m dB dB dB cm deg 1 2457.00 101.40 ------ ------ 94.05 27.58 6.79 36.95 9.93 100 184 Average

Mode	17	
	Band Edge	
	2400-2483.5_802.11g_CH11_2462MHz	
ANT	0	
Pol.	Horizontal	Fundamental
Peak	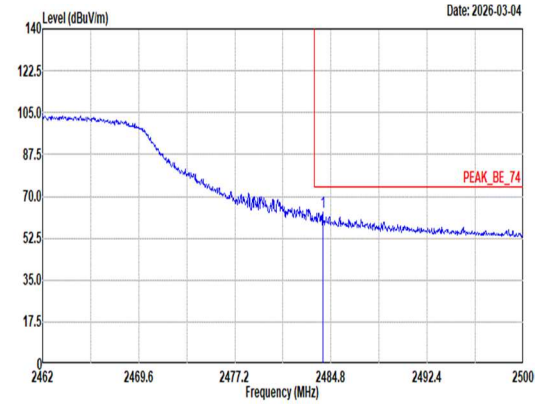 Site : 03CH13-HY Condition: PEAK_BE_74 3m HORN_9120D_1326 HORIZONTAL : RBW:1000.000kHz VBW:3000.000kHz SWT:Auto Freq Level Limit Line Margin Read Level Ant Factor Cable Loss Preamp Factor Aux Factor APos TPos Remark MHz dBuV/m dBuV/m dB dBuV dB/m dB dB dB cm deg 1 2484.15 63.29 74.00 -10.71 55.75 27.74 6.82 36.95 9.93 103 307 Peak	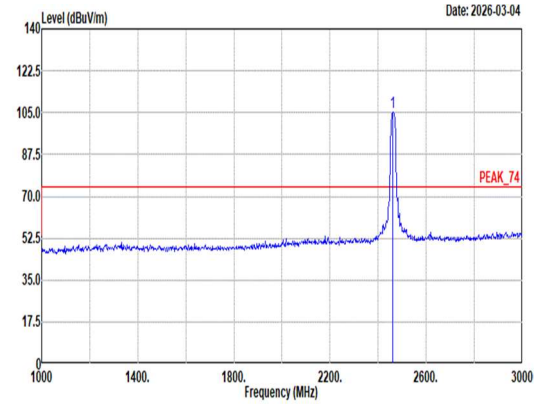 Site : 03CH13-HY Condition: PEAK_74 3m HORN_9120D_1326 HORIZONTAL : RBW:1000.000kHz VBW:3000.000kHz SWT:Auto Freq Level Limit Line Margin Read Level Ant Factor Cable Loss Preamp Factor Aux Factor APos TPos Remark MHz dBuV/m dBuV/m dB dBuV dB/m dB dB dB cm deg 1 2462.00 105.31 ------ ------ 97.94 27.60 6.79 36.95 9.93 103 307 Peak
Avg	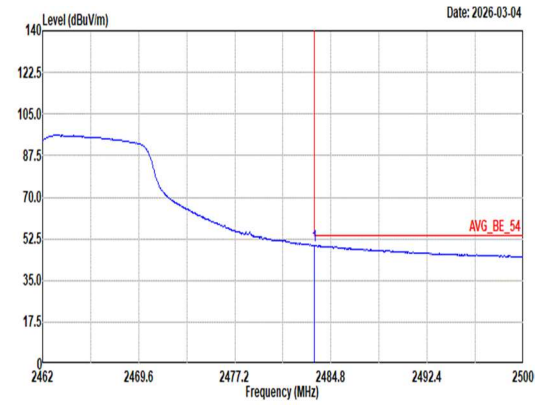 Site : 03CH13-HY Condition: AVG_BE_54 3m HORN_9120D_1326 HORIZONTAL : RBW:1000.000kHz VBW:0.750kHz SWT:Auto Freq Level Limit Line Margin Read Level Ant Factor Cable Loss Preamp Factor Aux Factor APos TPos Remark MHz dBuV/m dBuV/m dB dBuV dB/m dB dB dB cm deg 1 2483.51 49.73 54.00 -4.27 42.19 27.74 6.82 36.95 9.93 103 307 Average	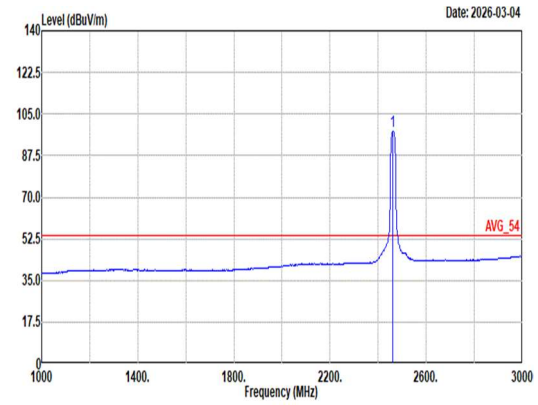 Site : 03CH13-HY Condition: AVG_54 3m HORN_9120D_1326 HORIZONTAL : RBW:1000.000kHz VBW:0.750kHz SWT:Auto Freq Level Limit Line Margin Read Level Ant Factor Cable Loss Preamp Factor Aux Factor APos TPos Remark MHz dBuV/m dBuV/m dB dBuV dB/m dB dB dB cm deg 1 2462.00 97.52 ------ ------ 90.15 27.60 6.79 36.95 9.93 103 307 Average

Mode	17	
	Band Edge	
	2400-2483.5_802.11g_CH11_2462MHz	
ANT	0	
Pol.	Vertical	Fundamental
Peak	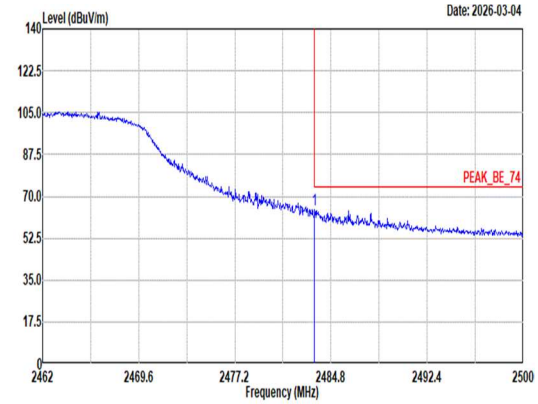 Site : 03CH13-HY Condition: PEAK_BE_74 3m HORN_9120D_1326 VERTICAL : RBW:1000.000kHz VBW:3000.000kHz SWT:Auto Freq Level Limit Line Margin Read Level Ant Factor Cable Loss Preamp Factor Aux Factor APos TPos Remark MHz dBuV/m dBuV/m dB dBuV dB/m dB dB dB cm deg 1 2483.51 64.22 74.00 -9.78 56.68 27.74 6.82 36.95 9.93 100 176 Peak	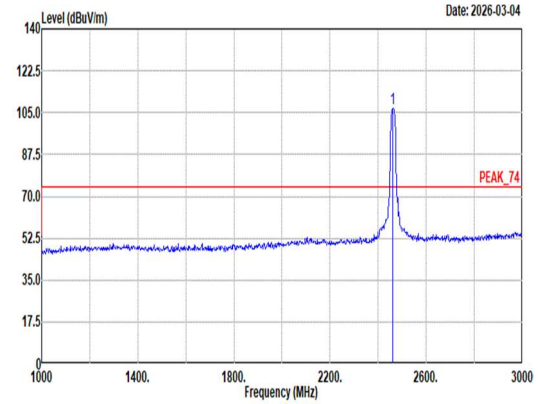 Site : 03CH13-HY Condition: PEAK_74 3m HORN_9120D_1326 VERTICAL : RBW:1000.000kHz VBW:3000.000kHz SWT:Auto Freq Level Limit Line Margin Read Level Ant Factor Cable Loss Preamp Factor Aux Factor APos TPos Remark MHz dBuV/m dBuV/m dB dBuV dB/m dB dB dB cm deg 1 2462.00 106.68 ------ ------ 99.31 27.60 6.79 36.95 9.93 100 176 Peak
Avg	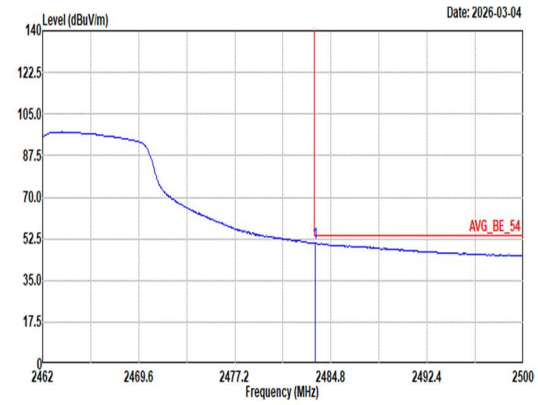 Site : 03CH13-HY Condition: AVG_BE_54 3m HORN_9120D_1326 VERTICAL : RBW:1000.000kHz VBW:0.750kHz SWT:Auto Freq Level Limit Line Margin Read Level Ant Factor Cable Loss Preamp Factor Aux Factor APos TPos Remark MHz dBuV/m dBuV/m dB dBuV dB/m dB dB dB cm deg 1 2483.55 50.70 54.00 -3.30 43.16 27.74 6.82 36.95 9.93 100 176 Average	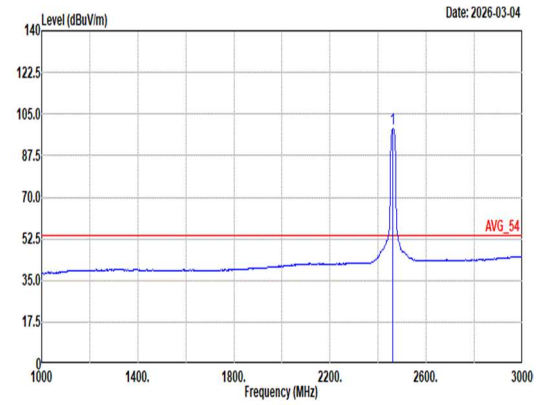 Site : 03CH13-HY Condition: AVG_54 3m HORN_9120D_1326 VERTICAL : RBW:1000.000kHz VBW:0.750kHz SWT:Auto Freq Level Limit Line Margin Read Level Ant Factor Cable Loss Preamp Factor Aux Factor APos TPos Remark MHz dBuV/m dBuV/m dB dBuV dB/m dB dB dB cm deg 1 2462.00 98.97 ------ ------ 91.60 27.60 6.79 36.95 9.93 100 176 Average

Mode	17	
	Harmonic	
	2400-2483.5_802.11g_CH11_2462MHz	
ANT	0	
Pol.	Horizontal	Vertical
Peak Avg	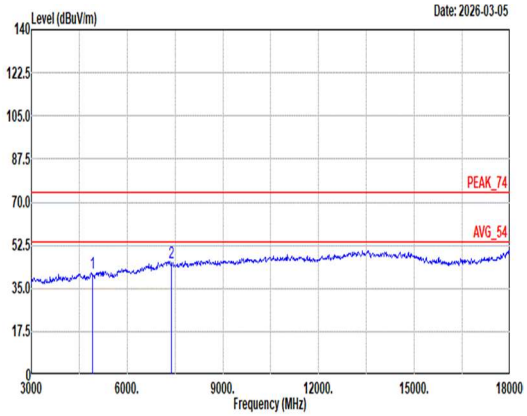 Site : 03CH13-HY Condition: PEAK_74 3m HORN_9120D_1326 HORIZONTAL Freq Level Limit Line Margin Read Level Ant Factor Cable Loss Preamp Factor Aux Factor APos TPos Remark MHz dBuV/m dBuV/m dB dBuV dB/m dB dB dB cm deg 1 4924.00 41.29 74.00 -32.71 56.11 32.70 9.97 58.11 0.62 -- -- Peak 2 7386.00 45.40 74.00 -28.60 53.99 36.46 12.09 57.79 0.65 -- -- Peak	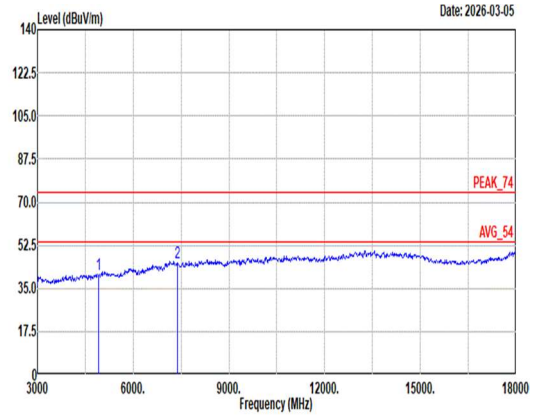 Site : 03CH13-HY Condition: PEAK_74 3m HORN_9120D_1326 VERTICAL Freq Level Limit Line Margin Read Level Ant Factor Cable Loss Preamp Factor Aux Factor APos TPos Remark MHz dBuV/m dBuV/m dB dBuV dB/m dB dB dB cm deg 1 4924.00 40.92 74.00 -33.08 55.74 32.70 9.97 58.11 0.62 -- -- Peak 2 7386.00 45.42 74.00 -28.58 54.01 36.46 12.09 57.79 0.65 -- -- Peak

Mode	17	
	Harmonic	
	2400-2483.5_802.11g_CH11_2462MHz	
ANT	0	
Pol.	Horizontal	Vertical
14.47G ~14.5G Avg	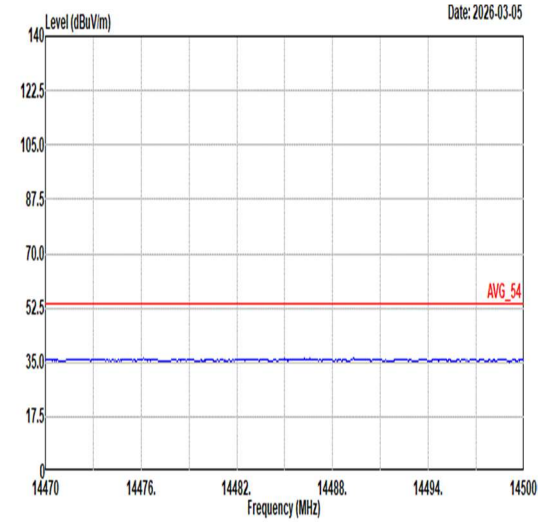 Site : 03CH13-HY Condition: AVG_54 3m HORN_9120D_1326 HORIZONTAL	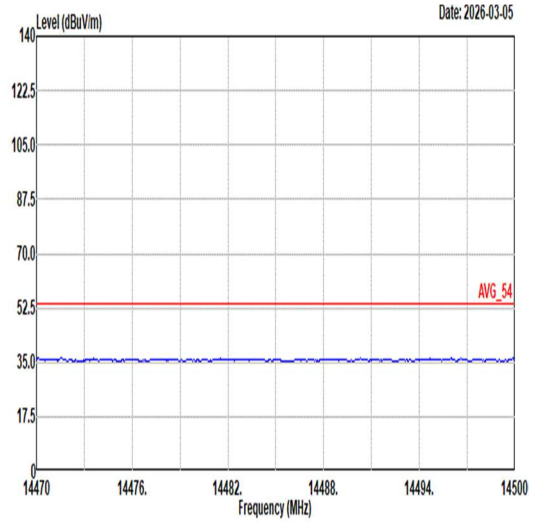 Site : 03CH13-HY Condition: AVG_54 3m HORN_9120D_1326 VERTICAL
17.7G ~18G Avg	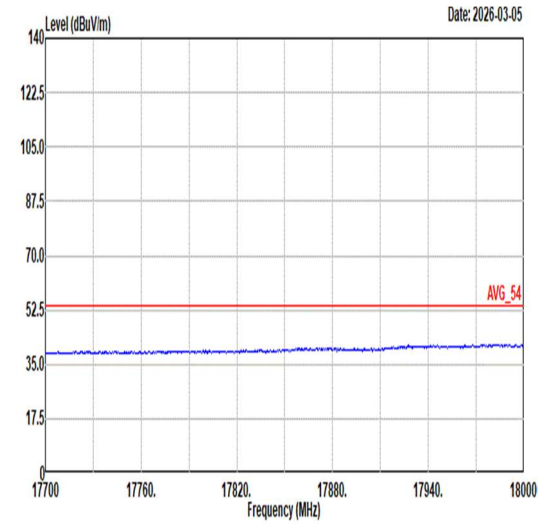 Site : 03CH13-HY Condition: AVG_54 3m HORN_9120D_1326 HORIZONTAL	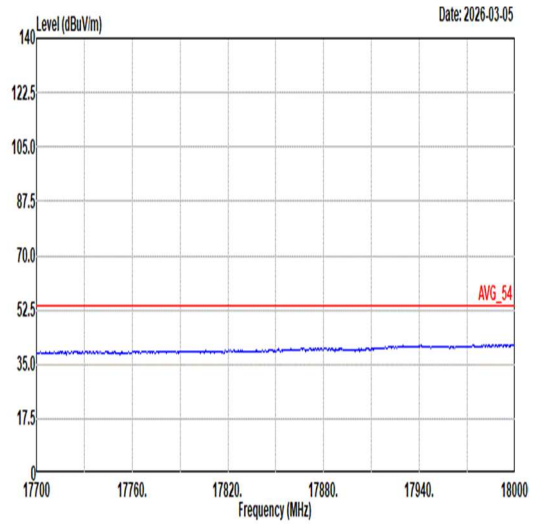 Site : 03CH13-HY Condition: AVG_54 3m HORN_9120D_1326 VERTICAL

Mode	18	
	Band Edge	
	2400-2483.5_802.11n HT20_CH01_2412MHz	
ANT	0	
Pol.	Horizontal	Fundamental
Peak	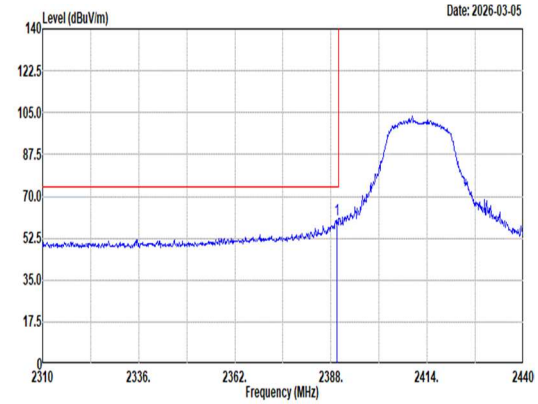 Site : 03CH13-HY Condition: PEAK_BE_74 3m HORN_9120D_1326 HORIZONTAL : RBW:1000.000kHz VBW:3000.000kHz SWT:Auto Freq Level Limit Line Margin Read Level Ant Factor Cable Loss Preamp Factor Aux Factor APos TPos Remark MHz dBuV/m dBuV/m dB dBuV dB/m dB dB dB cm deg 1 2389.69 60.07 74.00 -13.93 53.09 27.30 6.69 36.94 9.93 101 302 Peak	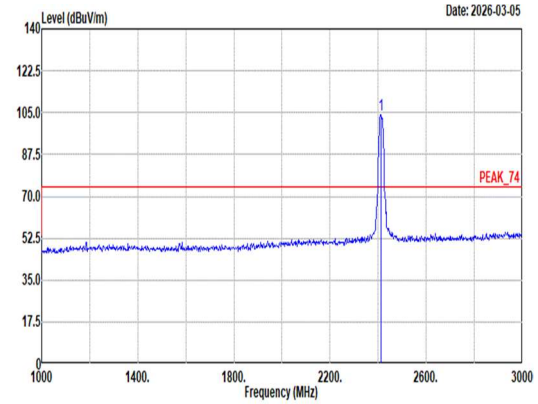 Site : 03CH13-HY Condition: PEAK_74 3m HORN_9120D_1326 HORIZONTAL : RBW:1000.000kHz VBW:3000.000kHz SWT:Auto Freq Level Limit Line Margin Read Level Ant Factor Cable Loss Preamp Factor Aux Factor APos TPos Remark MHz dBuV/m dBuV/m dB dBuV dB/m dB dB dB cm deg 1 2412.00 103.98 ------ ------ 96.87 27.40 6.72 36.94 9.93 101 302 Peak
Avg	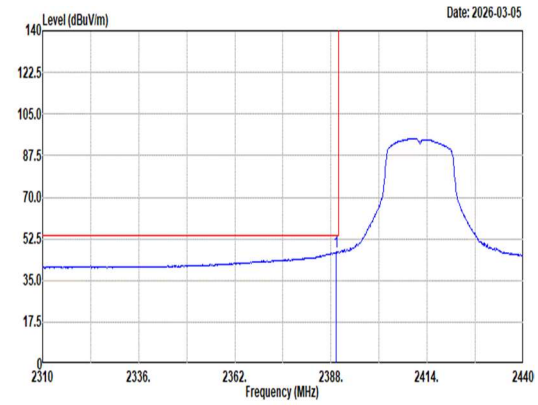 Site : 03CH13-HY Condition: AVG_BE_54 3m HORN_9120D_1326 HORIZONTAL : RBW:1000.000kHz VBW:0.820kHz SWT:Auto Freq Level Limit Line Margin Read Level Ant Factor Cable Loss Preamp Factor Aux Factor APos TPos Remark MHz dBuV/m dBuV/m dB dBuV dB/m dB dB dB cm deg 1 2389.43 46.97 54.00 -7.03 40.00 27.29 6.69 36.94 9.93 101 302 Average	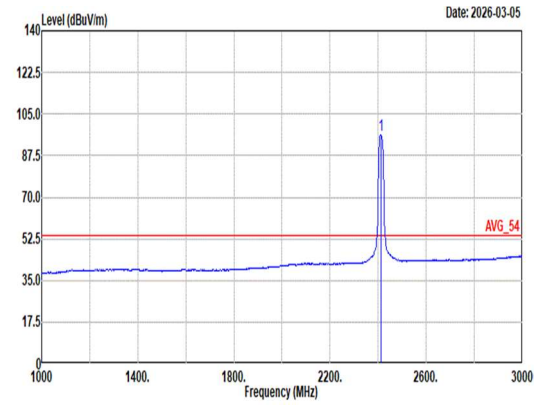 Site : 03CH13-HY Condition: AVG_54 3m HORN_9120D_1326 HORIZONTAL : RBW:1000.000kHz VBW:0.820kHz SWT:Auto Freq Level Limit Line Margin Read Level Ant Factor Cable Loss Preamp Factor Aux Factor APos TPos Remark MHz dBuV/m dBuV/m dB dBuV dB/m dB dB dB cm deg 1 2412.00 96.08 ------ ------ 88.97 27.40 6.72 36.94 9.93 101 302 Average

Mode	18	
	Band Edge	
	2400-2483.5_802.11n HT20_CH01_2412MHz	
ANT	0	
Pol.	Vertical	Fundamental
Peak	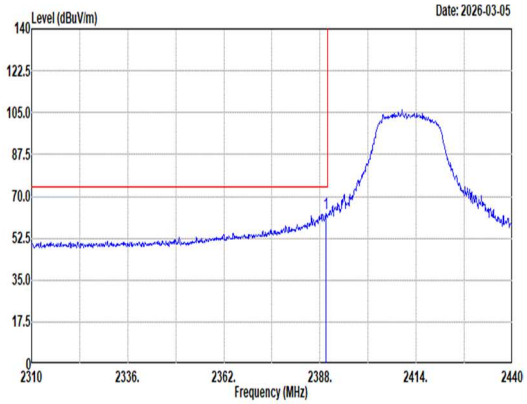 Site : 03CH13-HY Condition: PEAK_BE_74 3m HORN_9120D_1326 VERTICAL : RBW:1000.000kHz VBW:3000.000kHz SWT:Auto Freq Level Limit Line Margin Read Level Ant Factor Cable Loss Preamp Factor Aux Factor APos TPos Remark MHz dBuV/m dBuV/m dB dBuV dB/m dB dB dB cm deg 1 2389.69 63.06 74.00 -10.94 56.08 27.30 6.69 36.94 9.93 125 171 Peak	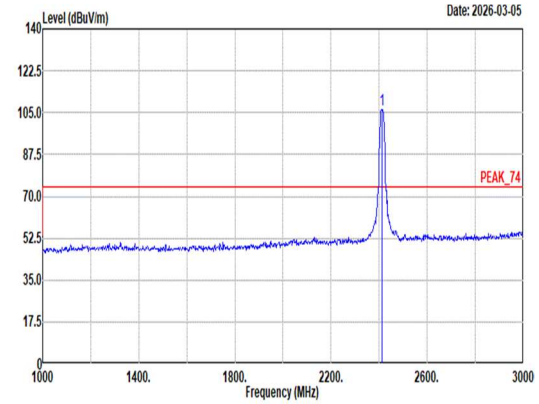 Site : 03CH13-HY Condition: PEAK_74 3m HORN_9120D_1326 VERTICAL : RBW:1000.000kHz VBW:3000.000kHz SWT:Auto Freq Level Limit Line Margin Read Level Ant Factor Cable Loss Preamp Factor Aux Factor APos TPos Remark MHz dBuV/m dBuV/m dB dBuV dB/m dB dB dB cm deg 1 2412.00 106.41 ------ ------ 99.30 27.40 6.72 36.94 9.93 125 171 Peak
Avg	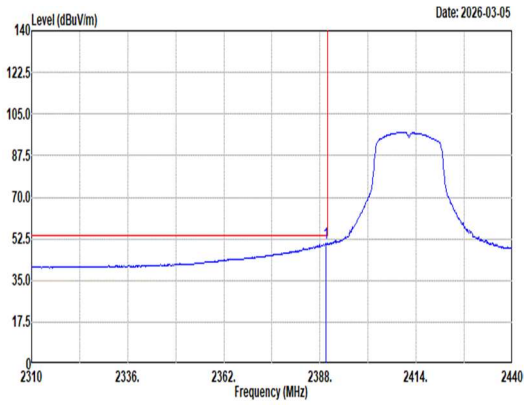 Site : 03CH13-HY Condition: AVG_BE_54 3m HORN_9120D_1326 VERTICAL : RBW:1000.000kHz VBW:0.820kHz SWT:Auto Freq Level Limit Line Margin Read Level Ant Factor Cable Loss Preamp Factor Aux Factor APos TPos Remark MHz dBuV/m dBuV/m dB dBuV dB/m dB dB dB cm deg 1 2389.69 50.54 54.00 -3.46 43.56 27.30 6.69 36.94 9.93 125 171 Average	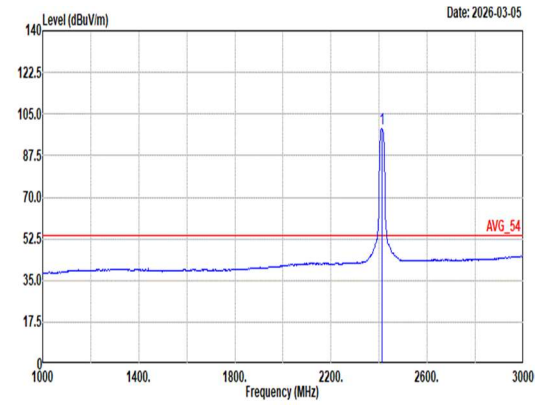 Site : 03CH13-HY Condition: AVG_54 3m HORN_9120D_1326 VERTICAL : RBW:1000.000kHz VBW:0.820kHz SWT:Auto Freq Level Limit Line Margin Read Level Ant Factor Cable Loss Preamp Factor Aux Factor APos TPos Remark MHz dBuV/m dBuV/m dB dBuV dB/m dB dB dB cm deg 1 2412.00 98.84 ------ ------ 91.73 27.40 6.72 36.94 9.93 125 171 Average

Mode	18	
	Harmonic	
	2400-2483.5_802.11n HT20_CH01_2412MHz	
ANT	0	
Pol.	Horizontal	Vertical
Peak Avg	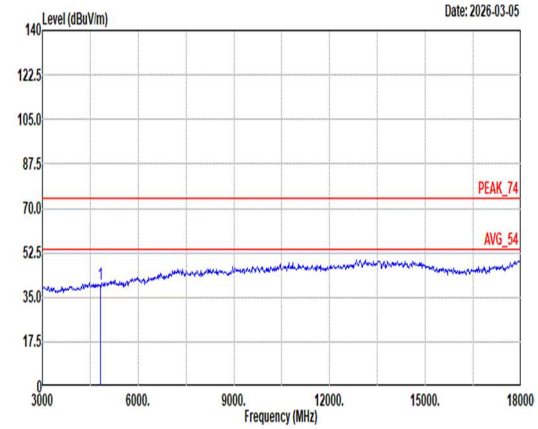 Site : 03CH13-HY Condition: PEAK_74 3m HORN_9120D_1326 HORIZONTAL Freq Level Limit Line Margin Read Level Ant Factor Cable Loss Preamp Factor Aux Factor APos TPos Remark MHz dBuV/m dBuV/m dB dBuV dB/m dB dB dB cm deg 1 4824.00 40.17 74.00 -33.83 55.77 32.34 9.81 58.34 0.59 -- -- Peak	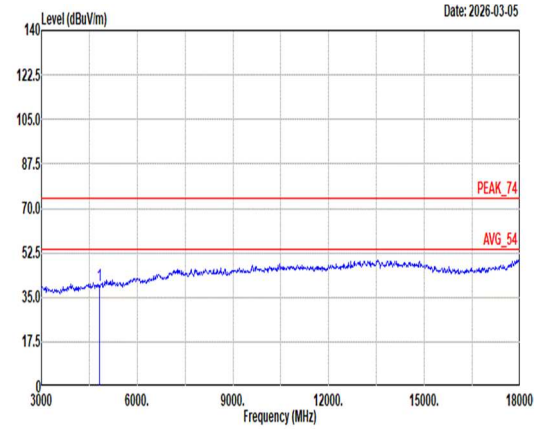 Site : 03CH13-HY Condition: PEAK_74 3m HORN_9120D_1326 VERTICAL Freq Level Limit Line Margin Read Level Ant Factor Cable Loss Preamp Factor Aux Factor APos TPos Remark MHz dBuV/m dBuV/m dB dBuV dB/m dB dB dB cm deg 1 4824.00 39.74 74.00 -34.26 55.34 32.34 9.81 58.34 0.59 -- -- Peak