Mode	22	
	Band Edge - R	
	U-NII-2C_5.47-5.725_802.11a_CH144_5720MHz	
ANT	1	
Pol.	Horizontal	Fundamental
Peak	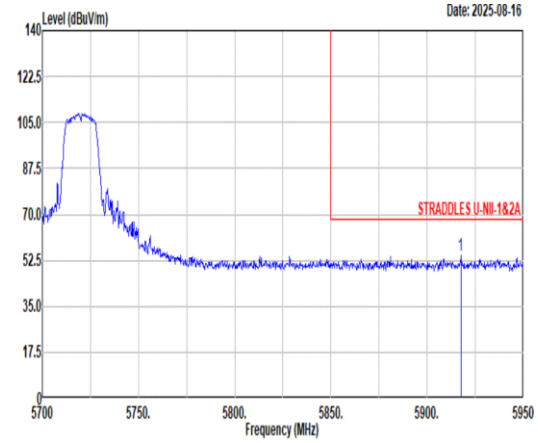 Site : 03CH12-HY Condition: STRADDLES U-NII-1&2A 3m 9120D-02114-250702 HORIZONTAL : RBW:1000.000kHz VBW:3000.000kHz SWT:Auto Freq Level Limit Line Margin Read Level Ant Factor Cable Loss Preamp Factor Aux Factor APos TPos Remark MHz dBuV/m dBuV/m dB dBuV dB/m dB dB dB cm deg 1 5917.50 54.31 68.20 -13.89 43.21 34.37 10.77 34.04 0.00 175 182 PEAK	Blank

Mode	22	
	Band Edge - L	
	U-NII-2C_5.47-5.725_802.11a_CH144_5720MHz	
ANT	1	
Pol.	Vertical	Fundamental
Peak	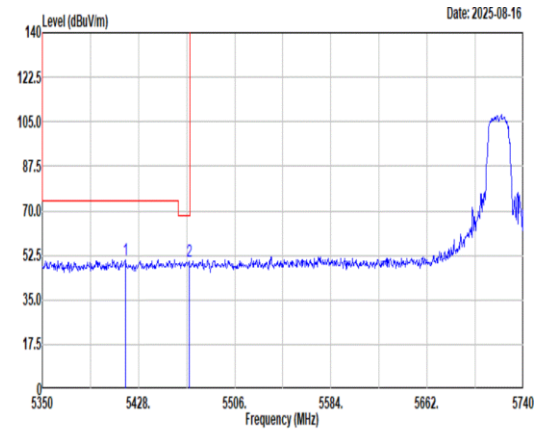 Site : 03CH12-HY Condition: STRADDLES U-NII-1&2A 3m 9120D-02114-250702 VERTICAL : RBW:1000.000kHz VBW:3000.000kHz SWT:Auto Freq Level Limit Line Margin Read Level Ant Factor Cable Loss Preamp Factor Aux Factor APos TPos Remark MHz dBuV/m dBuV/m dB dBuV dB/m dB dB dB cm deg 1 5417.47 50.69 74.00 -23.31 41.25 33.20 10.22 33.98 0.00 369 0 PEAK 2 5468.95 49.95 68.20 -18.25 40.46 33.20 10.27 33.98 0.00 369 0 PEAK	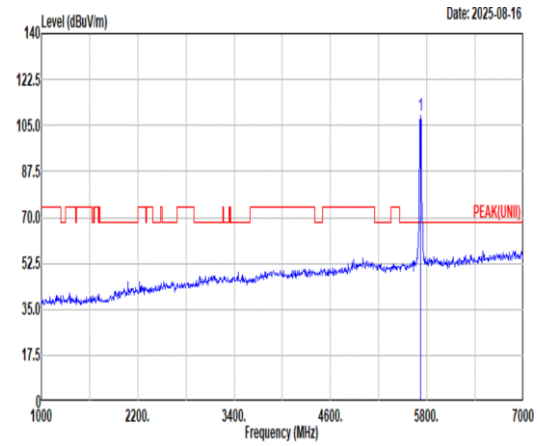 Site : 03CH12-HY Condition: PEAK(UNII) 3m 9120D-02114-250702 VERTICAL : RBW:1000.000kHz VBW:3000.000kHz SWT:Auto Freq Level Limit Line Margin Read Level Ant Factor Cable Loss Preamp Factor Aux Factor APos TPos Remark MHz dBuV/m dBuV/m dB dBuV dB/m dB dB dB cm deg 1 5720.00 109.02 ------ ------ 98.76 33.76 10.51 34.01 0.00 369 0 PEAK
Avg	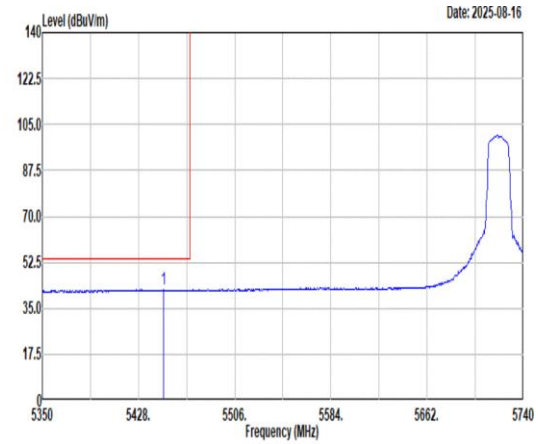 Site : 03CH12-HY Condition: U-NII-1&2A AVERAGE 3m 9120D-02114-250702 VERTICAL : RBW:1000.000kHz VBW:0.750kHz SWT:Auto Freq Level Limit Line Margin Read Level Ant Factor Cable Loss Preamp Factor Aux Factor APos TPos Remark MHz dBuV/m dBuV/m dB dBuV dB/m dB dB dB cm deg 1 5448.28 42.07 54.00 -11.93 32.60 33.20 10.25 33.98 0.00 369 0 AVERAGE	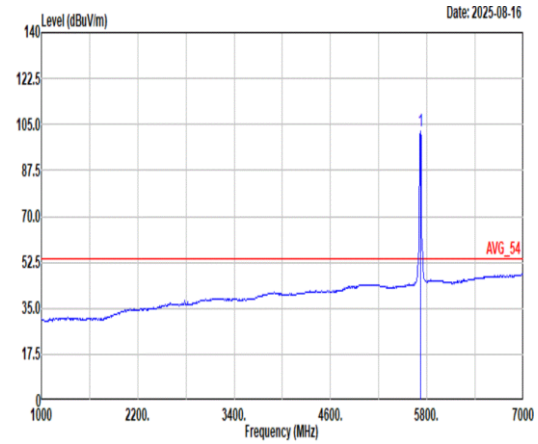 Site : 03CH12-HY Condition: AVG_54 3m 9120D-02114-250702 VERTICAL : RBW:1000.000kHz VBW:0.750kHz SWT:Auto Freq Level Limit Line Margin Read Level Ant Factor Cable Loss Preamp Factor Aux Factor APos TPos Remark MHz dBuV/m dBuV/m dB dBuV dB/m dB dB dB cm deg 1 5720.00 102.44 ------ ------ 92.18 33.76 10.51 34.01 0.00 369 0 AVERAGE

Mode	22	
	Band Edge - R	
	U-NII-2C_5.47-5.725_802.11a_CH144_5720MHz	
ANT	1	
Pol.	Vertical	Fundamental
Peak	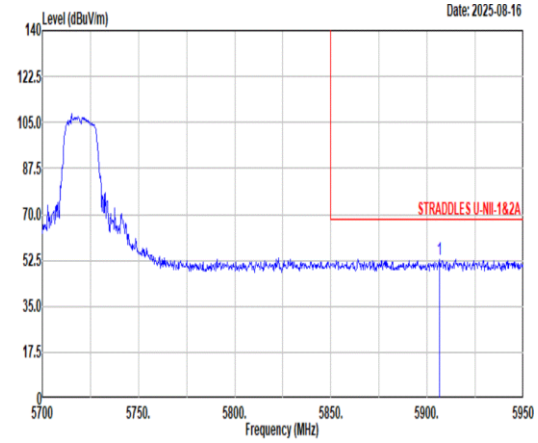 Site : 03CH12-HY Condition: STRADDLES U-NII-1&2A 3m 9120D-02114-250702 VERTICAL : RBW:1000.000kHz VBW:3000.000kHz SWT:Auto Freq Level Limit Line Margin Read Level Ant Factor Cable Loss Preamp Factor Aux Factor APos TPos Remark MHz dBuV/m dBuV/m dB dBuV dB/m dB dB dB cm deg 1 5906.25 52.94 68.20 -15.26 41.84 34.39 10.75 34.04 0.00 369 0 PEAK	Blank

Mode	22	
	Harmonic	
	U-NII-2C_5.47-5.725_802.11a_CH144_5720MHz	
ANT	1	
Pol.	Horizontal	Vertical
Peak Avg	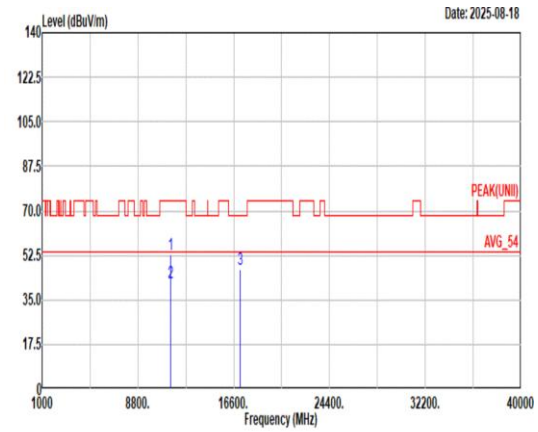 Site : 03CH12-HY Condition: PEAK(UNII) 3m 9120D-02114-250702 HORIZONTAL Freq Level Limit Line Margin Read Level Ant Factor Cable Loss Preamp Factor Aux Factor APos TPos Remark MHz dBuV/m dBuV/m dB dBuV dB/m dB dB dB cm deg 1 11440.00 52.64 74.00 -21.36 64.07 39.12 16.46 67.27 0.26 100 155 PEAK 2 11440.00 41.56 54.00 -12.44 52.99 39.12 16.46 67.27 0.26 100 155 Average 3 17160.00 47.10 68.20 -21.10 55.35 38.12 20.41 66.97 0.19 -- -- PEAK	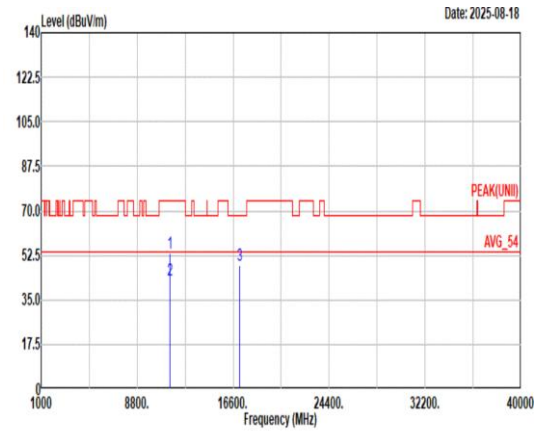 Site : 03CH12-HY Condition: PEAK(UNII) 3m 9120D-02114-250702 VERTICAL Freq Level Limit Line Margin Read Level Ant Factor Cable Loss Preamp Factor Aux Factor APos TPos Remark MHz dBuV/m dBuV/m dB dBuV dB/m dB dB dB cm deg 1 11440.00 53.36 74.00 -20.64 64.79 39.12 16.46 67.27 0.26 100 126 PEAK 2 11440.00 42.68 54.00 -11.32 54.11 39.12 16.46 67.27 0.26 100 126 Average 3 17160.00 48.36 68.20 -19.84 56.61 38.12 20.41 66.97 0.19 -- -- PEAK

Mode	23	
	Band Edge - L	
	U-NII-2C_5.47-5.725_802.11ax HE20_CH144_5720MHz	
ANT	1	
Pol.	Horizontal	Fundamental
Peak	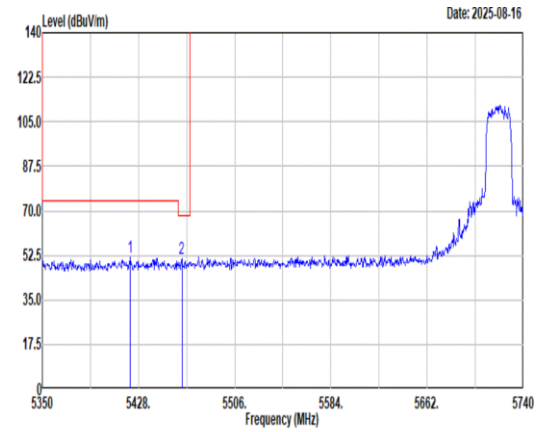 Site : 03CH12-HY Condition: STRADDLES U-NII-1&2A 3m 9120D-02114-250702 HORIZONTAL : RBW:1000.000kHz VBW:3000.000kHz SWT:Auto 1 5420.98 51.75 74.00 -22.25 42.31 33.20 10.22 33.98 0.00 101 181 PEAK 2 5463.10 51.01 68.20 -17.19 41.53 33.20 10.26 33.98 0.00 101 181 PEAK	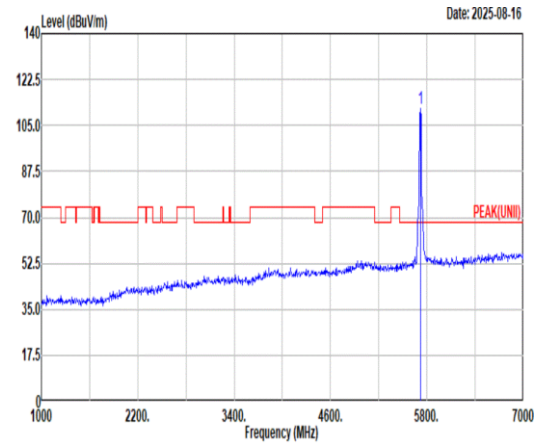 Site : 03CH12-HY Condition: PEAK(UNII) 3m 9120D-02114-250702 HORIZONTAL : RBW:1000.000kHz VBW:3000.000kHz SWT:Auto 1 5720.00 111.62 ------ ------ 101.36 33.76 10.51 34.01 0.00 101 181 PEAK
Avg	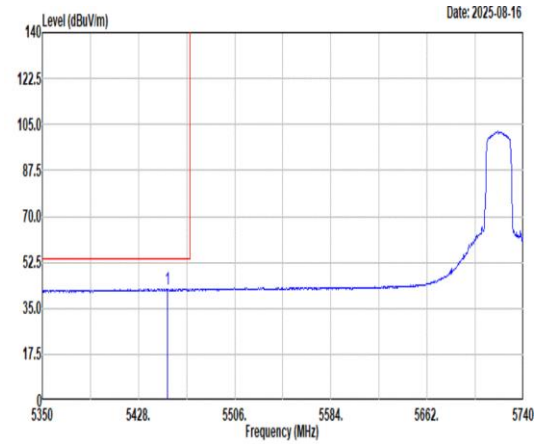 Site : 03CH12-HY Condition: U-NII-1&2A AVERAGE 3m 9120D-02114-250702 HORIZONTAL : RBW:1000.000kHz VBW:1.000kHz SWT:Auto 1 5451.40 42.38 54.00 -11.62 32.91 33.20 10.25 33.98 0.00 101 181 AVERAGE	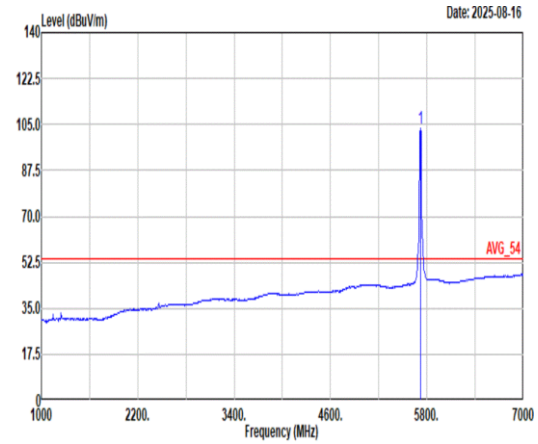 Site : 03CH12-HY Condition: AVG_54 3m 9120D-02114-250702 HORIZONTAL : RBW:1000.000kHz VBW:1.000kHz SWT:Auto 1 5720.00 103.79 ------ ------ 93.53 33.76 10.51 34.01 0.00 101 181 AVERAGE

Mode	23	
	Band Edge - R	
	U-NII-2C_5.47-5.725_802.11ax HE20_CH144_5720MHz	
ANT	1	
Pol.	Horizontal	Fundamental
Peak	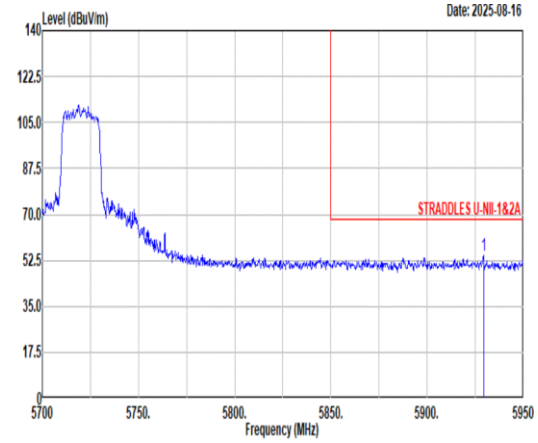 Site : 03CH12-HY Condition: STRADDLES U-NII-1&2A 3m 9120D-02114-250702 HORIZONTAL : RBW:1000.000kHz VBW:3000.000kHz SWT:Auto Freq Level Limit Line Margin Read Level Ant Factor Cable Loss Preamp Factor Aux Factor APos TPos Remark MHz dBuV/m dBuV/m dB dBuV dB/m dB dB dB cm deg 1 5929.25 54.43 68.20 -13.77 43.34 34.34 10.79 34.04 0.00 101 181 PEAK	Blank

Mode	23	
	Band Edge - L	
	U-NII-2C_5.47-5.725_802.11ax HE20_CH144_5720MHz	
ANT	1	
Pol.	Vertical	Fundamental
Peak	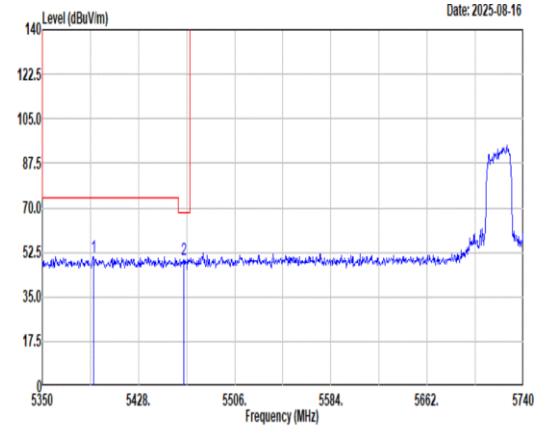 Site : 03CH12-HY Condition: STRADDLES U-NII-1&2A 3m 9120D-02114-250702 VERTICAL : RBW:1000.000kHz VBW:3000.000kHz SWT:Auto Freq Level Limit Line Margin Read Level Ant Factor Cable Loss Preamp Factor Aux Factor APos TPos Remark MHz dBuV/m dBuV/m dB dBuV dB/m dB dB dB cm deg 1 5391.34 50.87 74.00 -23.13 41.48 33.18 10.19 33.98 0.00 100 288 PEAK 2 5464.66 49.89 68.20 -18.31 40.41 33.20 10.26 33.98 0.00 100 288 PEAK	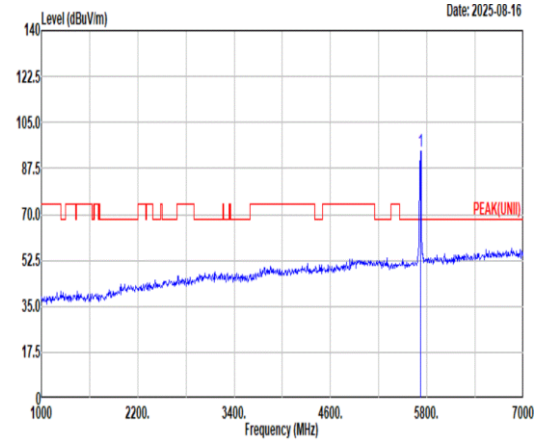 Site : 03CH12-HY Condition: PEAK(UNII) 3m 9120D-02114-250702 VERTICAL : RBW:1000.000kHz VBW:3000.000kHz SWT:Auto Freq Level Limit Line Margin Read Level Ant Factor Cable Loss Preamp Factor Aux Factor APos TPos Remark MHz dBuV/m dBuV/m dB dBuV dB/m dB dB dB cm deg 1 5720.00 94.26 ------ ------ 83.94 33.81 10.52 34.01 0.00 100 288 PEAK
Avg	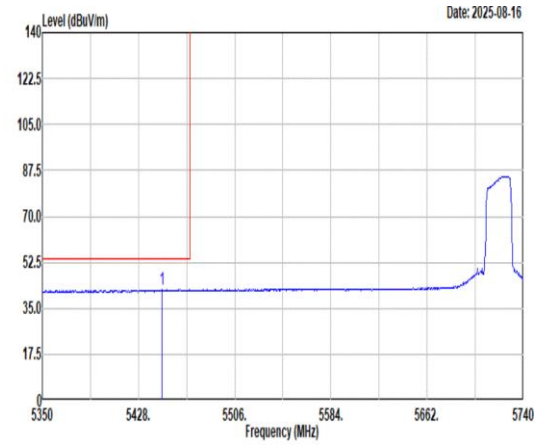 Site : 03CH12-HY Condition: U-NII-1&2A AVERAGE 3m 9120D-02114-250702 VERTICAL : RBW:1000.000kHz VBW:1.000kHz SWT:Auto Freq Level Limit Line Margin Read Level Ant Factor Cable Loss Preamp Factor Aux Factor APos TPos Remark MHz dBuV/m dBuV/m dB dBuV dB/m dB dB dB cm deg 1 5447.11 42.02 54.00 -11.98 32.56 33.20 10.24 33.98 0.00 100 288 AVERAGE	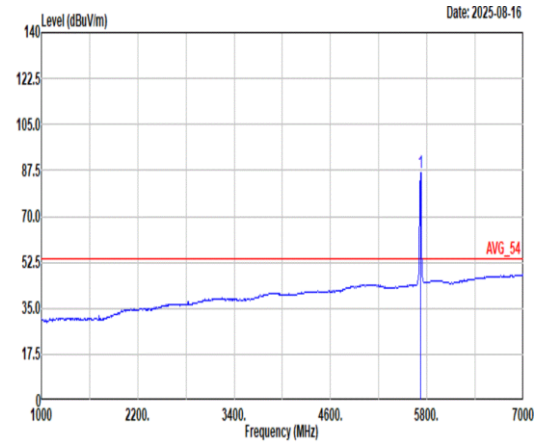 Site : 03CH12-HY Condition: AVG_54 3m 9120D-02114-250702 VERTICAL : RBW:1000.000kHz VBW:1.000kHz SWT:Auto Freq Level Limit Line Margin Read Level Ant Factor Cable Loss Preamp Factor Aux Factor APos TPos Remark MHz dBuV/m dBuV/m dB dBuV dB/m dB dB dB cm deg 1 5720.00 86.67 ------ ------ 76.38 33.79 10.51 34.01 0.00 100 288 AVERAGE

Mode	23	
	Band Edge - R	
	U-NII-2C_5.47-5.725_802.11ax HE20_CH144_5720MHz	
ANT	1	
Pol.	Vertical	Fundamental
Peak	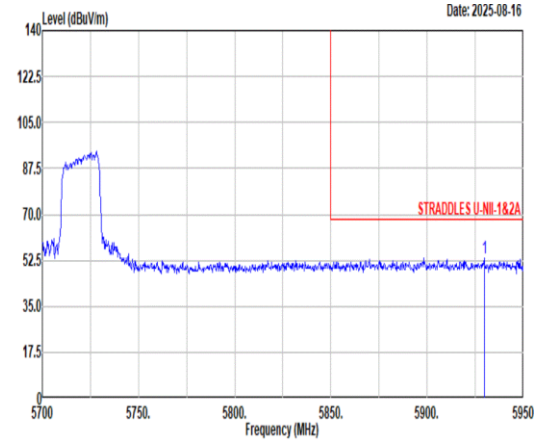 Site : 03CH12-HY Condition: STRADDLES U-NII-1&2A 3m 9120D-02114-250702 VERTICAL : RBW:1000.000kHz VBW:3000.000kHz SWT:Auto Limit Read Ant Cable Preamp Aux APos TPos Freq Level Line Margin Level Factor Loss Factor Factor Remark MHz dBuV/m dBuV/m dB dBuV dB/m dB dB dB cm deg 1 5929.75 53.21 68.20 -14.99 42.12 34.34 10.79 34.04 0.00 100 288 PEAK	Blank

Mode	23	
	Harmonic	
	U-NII-2C_5.47-5.725_802.11ax HE20_CH144_5720MHz	
ANT	1	
Pol.	Horizontal	Vertical
Peak Avg	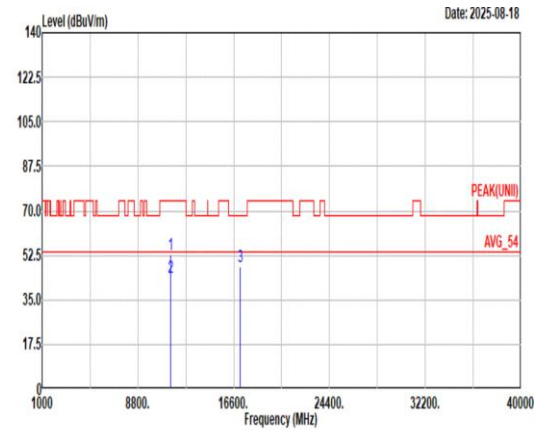 Site : 03CH12-HY Condition: PEAK(UNII) 3m 9120D-02114-250702 HORIZONTAL Freq Level Limit Line Margin Read Level Ant Factor Cable Loss Preamp Factor Aux Factor APos TPos Remark MHz dBuV/m dBuV/m dB dBuV dB/m dB dB dB cm deg 1 11440.00 52.74 74.00 -21.26 64.17 39.12 16.46 67.27 0.26 100 156 PEAK 2 11440.00 43.99 54.00 -10.01 55.42 39.12 16.46 67.27 0.26 100 156 Average 3 17160.00 48.26 68.20 -19.94 56.51 38.12 20.41 66.97 0.19 -- -- PEAK	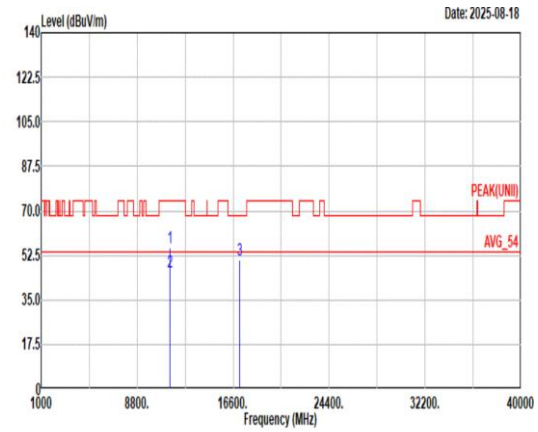 Site : 03CH12-HY Condition: PEAK(UNII) 3m 9120D-02114-250702 VERTICAL Freq Level Limit Line Margin Read Level Ant Factor Cable Loss Preamp Factor Aux Factor APos TPos Remark MHz dBuV/m dBuV/m dB dBuV dB/m dB dB dB cm deg 1 11440.00 55.38 74.00 -18.62 66.81 39.12 16.46 67.27 0.26 100 126 PEAK 2 11440.00 45.89 54.00 -8.11 57.32 39.12 16.46 67.27 0.26 100 126 Average 3 17160.00 50.94 68.20 -17.26 59.19 38.12 20.41 66.97 0.19 -- -- PEAK

Mode	24	
	LF	
	U-NII-2A_5.25-5.35_802.11ax HE20_CH64_Full RU_5320MHz	
ANT	1	
Pol.	Horizontal	Vertical
QP/ Peak	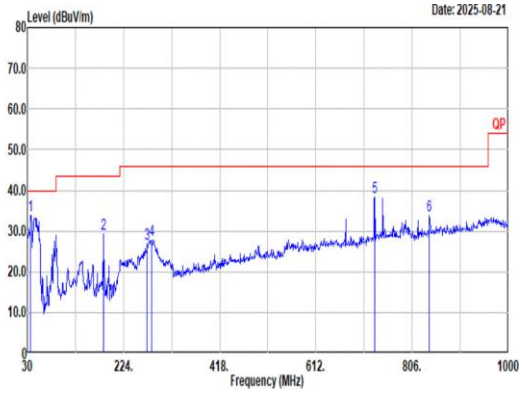 Site : 03CH12-HY Condition: QP 3m Bilog_37059_20241127 HORIZONTAL Freq Level Limit Line Margin Read Level Ant Factor Cable Loss Preamp Factor Aux Factor APos TPos Remark 1 36.79 33.69 40.00 -6.31 41.13 21.43 0.86 29.77 0.04 -- -- Peak 2 183.26 29.38 43.50 -14.12 41.85 15.14 1.89 29.61 0.11 -- -- Peak 3 271.53 26.83 46.00 -19.17 34.98 18.93 2.28 29.51 0.15 -- -- Peak 4 280.26 27.88 46.00 -18.12 35.95 18.95 2.33 29.50 0.15 -- -- Peak 5 730.34 38.42 46.00 -7.58 35.23 27.88 3.74 28.75 0.32 -- -- Peak 6 840.92 33.92 46.00 -12.08 29.06 29.05 4.00 28.56 0.37 -- -- Peak	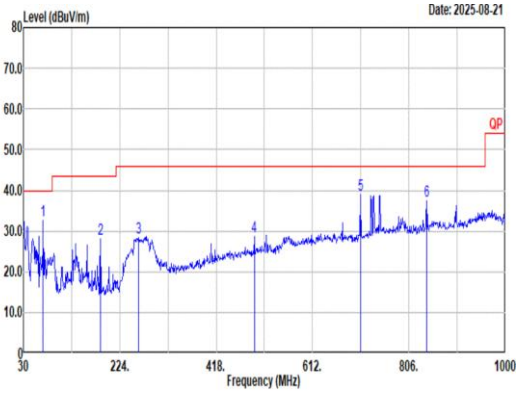 Site : 03CH12-HY Condition: QP 3m Bilog_37059_20241127 VERTICAL Freq Level Limit Line Margin Read Level Ant Factor Cable Loss Preamp Factor Aux Factor APos TPos Remark 1 69.77 32.61 40.00 -7.39 48.56 12.57 1.18 29.76 0.06 -- -- Peak 2 185.20 28.00 43.50 -15.50 40.49 15.10 1.90 29.61 0.12 -- -- Peak 3 261.83 28.51 46.00 -17.49 35.54 20.11 2.23 29.52 0.15 -- -- Peak 4 494.63 28.76 46.00 -17.24 30.53 24.05 3.13 29.09 0.14 -- -- Peak 5 708.03 39.05 46.00 -6.95 36.92 26.89 3.71 28.77 0.30 -- -- Peak 6 841.89 37.29 46.00 -8.71 32.39 29.09 4.00 28.56 0.37 -- -- Peak

Mode	33	
	Band Edge	
	U-NII-2A_5.25-5.35_802.11ac VHT20_CH64_Full RU_5320MHz	
ANT	1	
Pol.	Horizontal	Fundamental
Peak	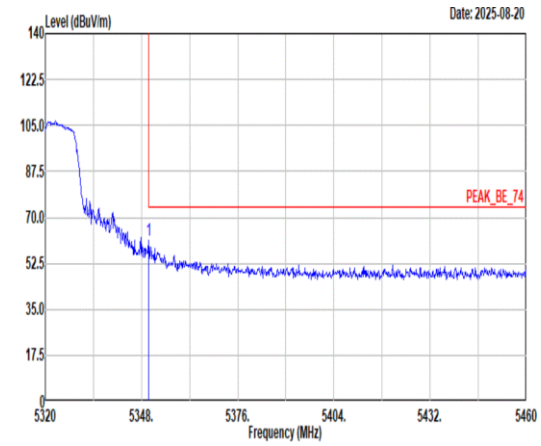 Site : 03CH12-HY Condition: PEAK_BE_74 3m 9120D-02114-250702 HORIZONTAL : RBW:1000.000kHz VBW:3000.000kHz SWT:Auto Freq Level Limit Line Margin Read Level Ant Factor Cable Loss Preamp Factor Aux Factor APos TPos Remark MHz dBuV/m dBuV/m dB dBuV dB/m dB dB dB cm deg 1 5350.10 61.16 74.00 -12.84 51.87 33.10 10.17 33.98 0.00 100 182 PEAK	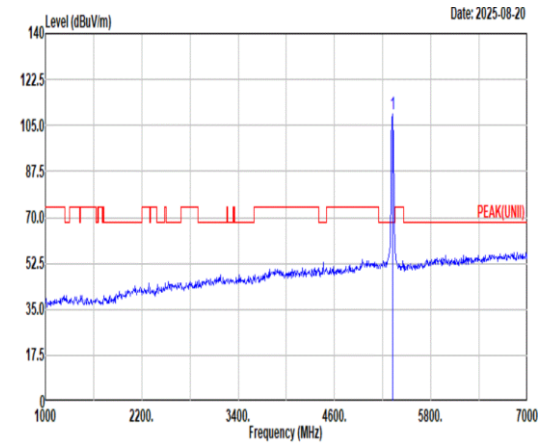 Site : 03CH12-HY Condition: PEAK(UNII) 3m 9120D-02114-250702 HORIZONTAL : RBW:1000.000kHz VBW:3000.000kHz SWT:Auto Freq Level Limit Line Margin Read Level Ant Factor Cable Loss Preamp Factor Aux Factor APos TPos Remark MHz dBuV/m dBuV/m dB dBuV dB/m dB dB dB cm deg 1 5320.00 109.18 ------ ------ 99.91 33.10 10.15 33.98 0.00 100 182 PEAK
Avg	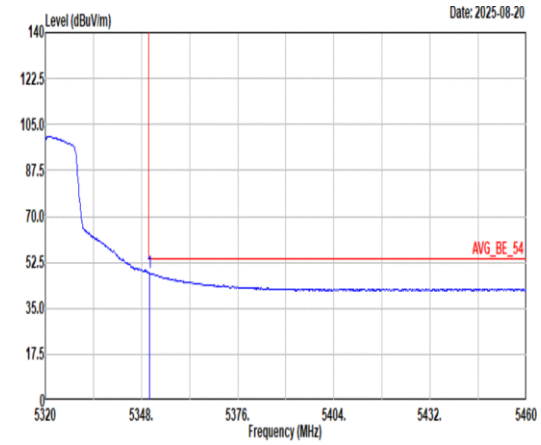 Site : 03CH12-HY Condition: AVG_BE_54 3m 9120D-02114-250702 HORIZONTAL : RBW:1000.000kHz VBW:0.820kHz SWT:Auto Freq Level Limit Line Margin Read Level Ant Factor Cable Loss Preamp Factor Aux Factor APos TPos Remark MHz dBuV/m dBuV/m dB dBuV dB/m dB dB dB cm deg 1 5350.38 48.50 54.00 -5.50 39.21 33.10 10.17 33.98 0.00 100 182 AVERAGE	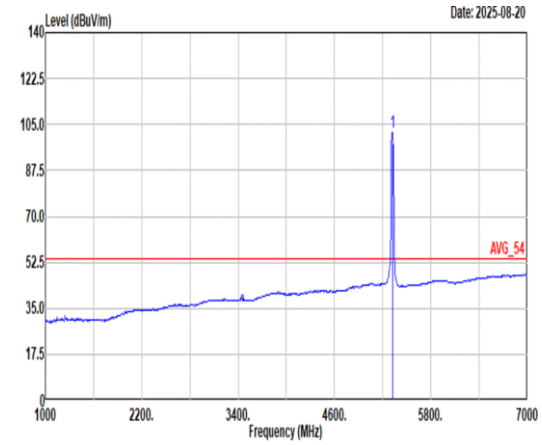 Site : 03CH12-HY Condition: AVG_54 3m 9120D-02114-250702 HORIZONTAL : RBW:1000.000kHz VBW:0.820kHz SWT:Auto Freq Level Limit Line Margin Read Level Ant Factor Cable Loss Preamp Factor Aux Factor APos TPos Remark MHz dBuV/m dBuV/m dB dBuV dB/m dB dB dB cm deg 1 5320.00 102.11 ------ ------ 92.84 33.10 10.15 33.98 0.00 100 182 AVERAGE

Mode	33	
	Band Edge	
	U-NII-2A_5.25-5.35_802.11ac VHT20_CH64_Full RU_5320MHz	
ANT	1	
Pol.	Vertical	Fundamental
Peak	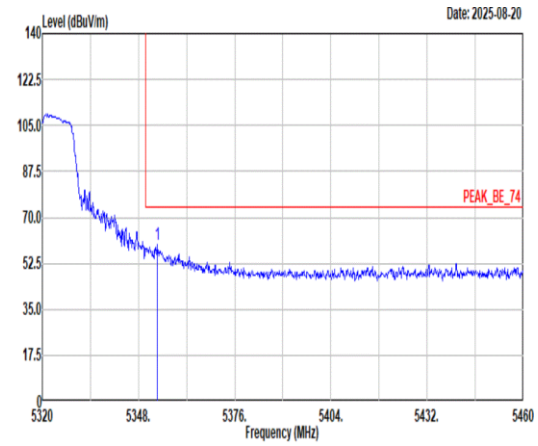 Site : 03CH12-HY Condition: PEAK_BE_74 3m 9120D-02114-250702 VERTICAL : RBW:1000.000kHz VBW:3000.000kHz SWT:Auto Freq Level Limit Line Margin Read Level Ant Factor Cable Loss Preamp Factor Aux Factor APos TPos Remark MHz dBuV/m dBuV/m dB dBuV dB/m dB dB dB cm deg 1 5353.46 59.46 74.00 -14.54 50.16 33.11 10.17 33.98 0.00 387 33 PEAK	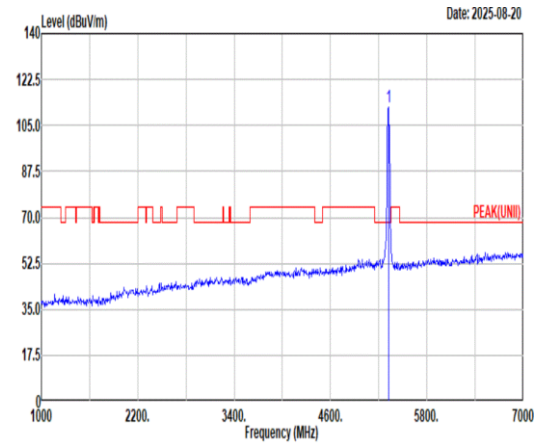 Site : 03CH12-HY Condition: PEAK(UNII) 3m 9120D-02114-250702 VERTICAL : RBW:1000.000kHz VBW:3000.000kHz SWT:Auto Freq Level Limit Line Margin Read Level Ant Factor Cable Loss Preamp Factor Aux Factor APos TPos Remark MHz dBuV/m dBuV/m dB dBuV dB/m dB dB dB cm deg 1 5320.00 111.90 ------ ------ 102.63 33.10 10.15 33.98 0.00 387 33 PEAK
Avg	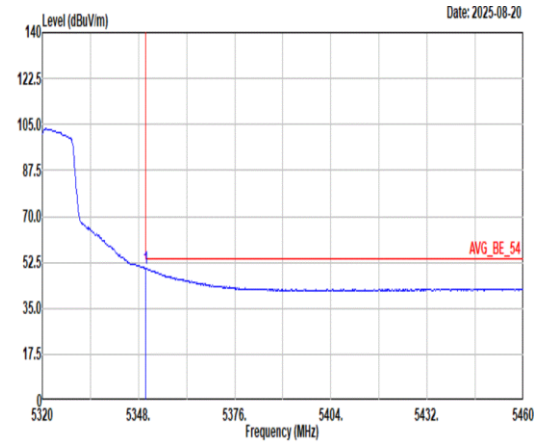 Site : 03CH12-HY Condition: AVG_BE_54 3m 9120D-02114-250702 VERTICAL : RBW:1000.000kHz VBW:0.820kHz SWT:Auto Freq Level Limit Line Margin Read Level Ant Factor Cable Loss Preamp Factor Aux Factor APos TPos Remark MHz dBuV/m dBuV/m dB dBuV dB/m dB dB dB cm deg 1 5350.10 50.27 54.00 -3.73 40.98 33.10 10.17 33.98 0.00 387 33 AVERAGE	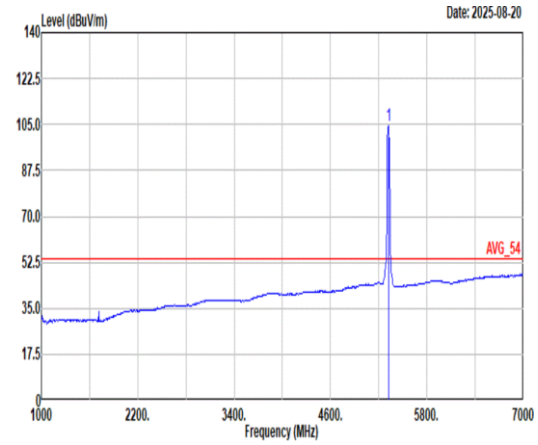 Site : 03CH12-HY Condition: AVG_54 3m 9120D-02114-250702 VERTICAL : RBW:1000.000kHz VBW:0.820kHz SWT:Auto Freq Level Limit Line Margin Read Level Ant Factor Cable Loss Preamp Factor Aux Factor APos TPos Remark MHz dBuV/m dBuV/m dB dBuV dB/m dB dB dB cm deg 1 5320.00 104.71 ------ ------ 95.44 33.10 10.15 33.98 0.00 387 33 AVERAGE

Mode	33	
	Harmonic	
	U-NII-2A_5.25-5.35_802.11ac VHT20_CH64_Full RU_5320MHz	
ANT	1	
Pol.	Horizontal	Vertical
Peak Avg	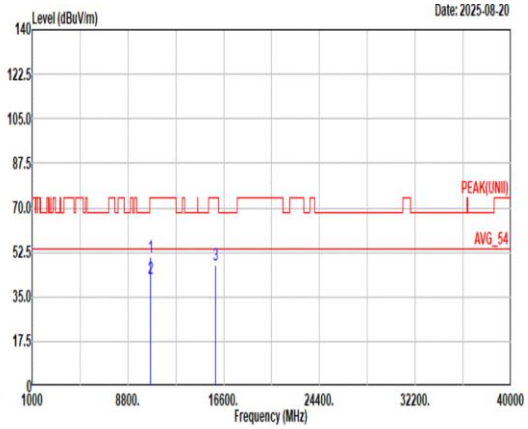 Site : 03CH12-HY Condition: PEAK(UNII) 3m 9120D-02114-250702 HORIZONTAL 1 10640.00 50.90 74.00 -23.10 63.52 39.20 15.86 67.86 0.18 101 255 PEAK 2 10640.00 42.13 54.00 -11.87 54.75 39.20 15.86 67.86 0.18 101 255 Average 3 15960.00 47.60 74.00 -26.40 57.51 38.18 19.65 67.84 0.10 -- -- PEAK	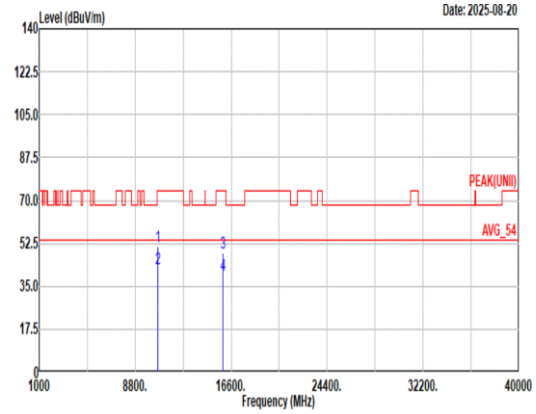 Site : 03CH12-HY Condition: PEAK(UNII) 3m 9120D-02114-250702 VERTICAL 1 10640.00 51.22 74.00 -22.78 63.84 39.20 15.86 67.86 0.18 201 102 PEAK 2 10640.00 42.10 54.00 -11.90 54.72 39.20 15.86 67.86 0.18 201 102 Average 3 15960.00 48.42 74.00 -25.58 58.33 38.18 19.65 67.84 0.10 107 112 PEAK 4 15960.00 39.38 54.00 -14.62 49.29 38.18 19.65 67.84 0.10 107 112 Average

Appendix D. Duty Cycle Plots

Band	Duty Cycle (%)	T(us)	1/T(kHz)	VBW Setting
802.11a	96.88	1395	0.72	750Hz
5GHz 802.11ac VHT20	97.40	1310	0.76	820Hz
5GHz 802.11ax HE20 Full RU	96.57	1014	0.99	1kHz
5GHz 802.11ax HE20 106 RU	84.42	195	5.13	5.6kHz

802.11a

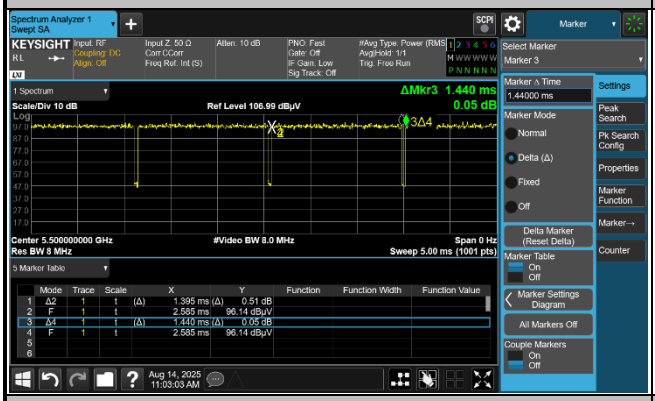

5GHz 802.11ac VHT20

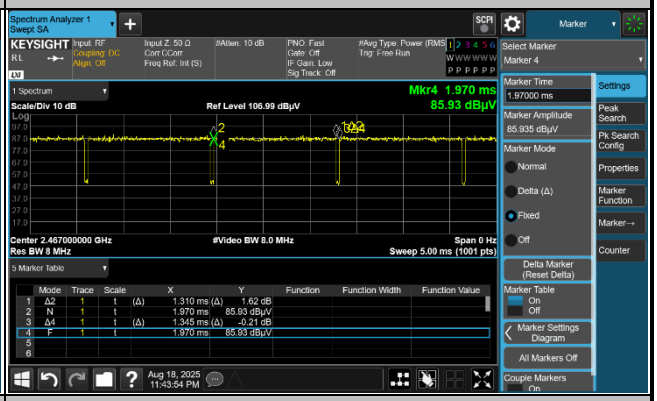

5GHz 802.11ax HE20 Full RU

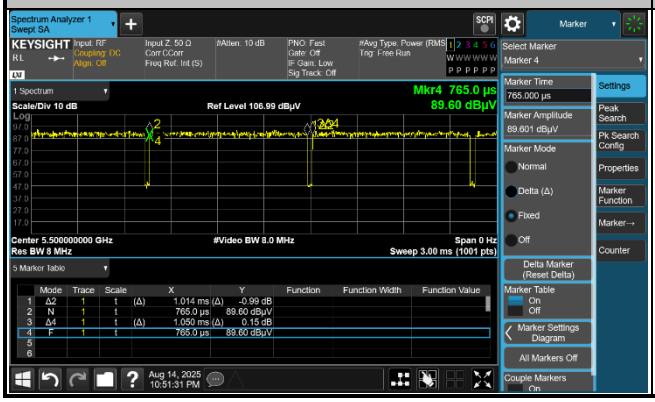

5GHz 802.11ax HE20 106 RU

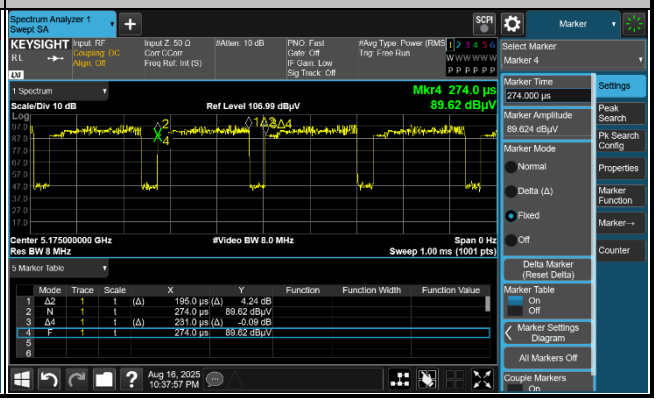

Appendix D. Conducted Duty Cycle Plots

Band	Duty Cycle (%)	T(us)
802.11a	97.5	1393
5GHz 802.11ac VHT20	97.5	1313
5GHz 802.11ax HE20 Full RU	96.67	1015
5GHz 802.11ax HE20 26 RU	94.31	580.33
5GHz 802.11ax HE20 52 RU	90.36	328
5GHz 802.11ax HE20 106 RU	84.48	196

802.11a

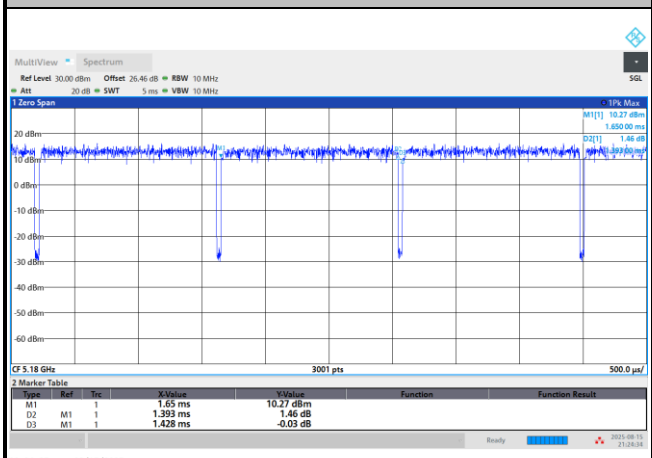

5GHz 802.11ac VHT20

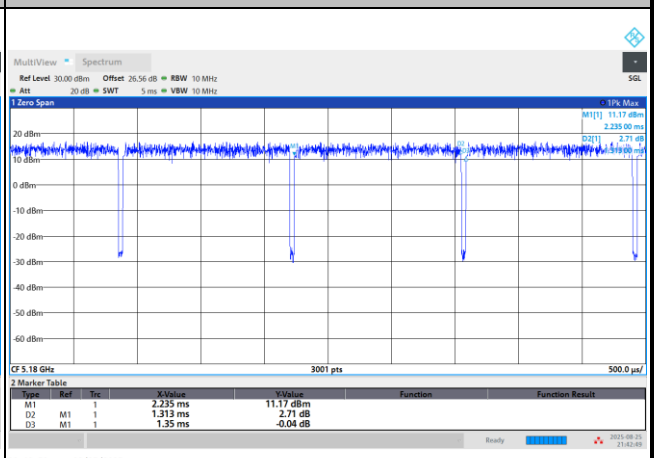

5GHz 802.11ax HE20 Full RU

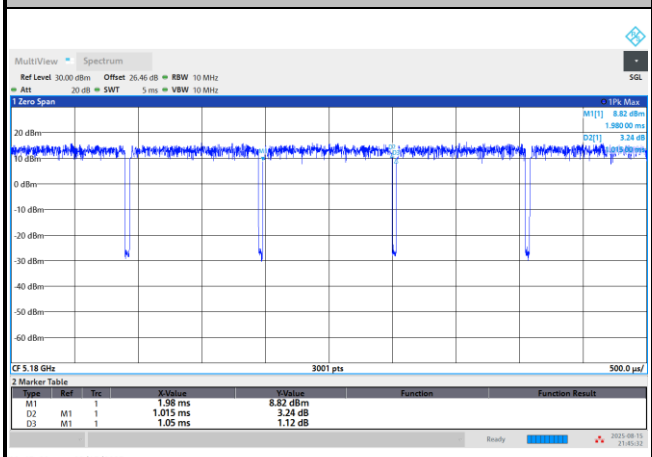

5GHz 802.11ax HE20 26 RU

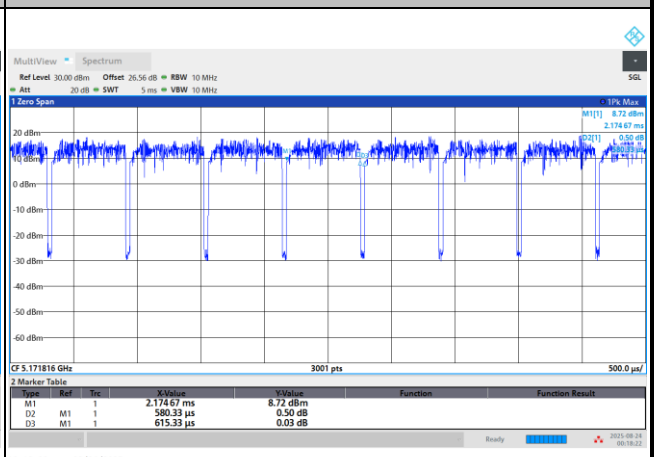

5GHz 802.11ax HE20 52 RU	5GHz 802.11ax HE20 106 RU
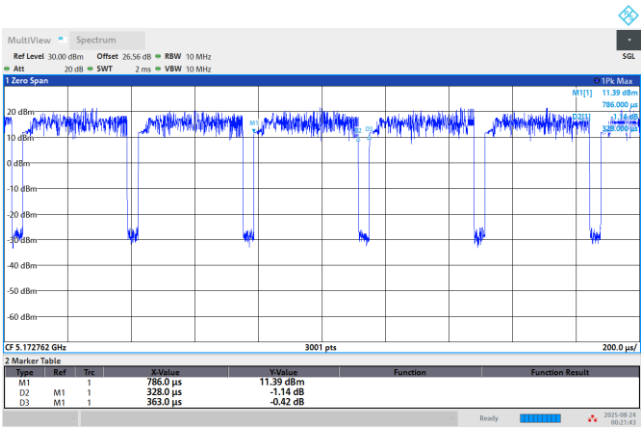	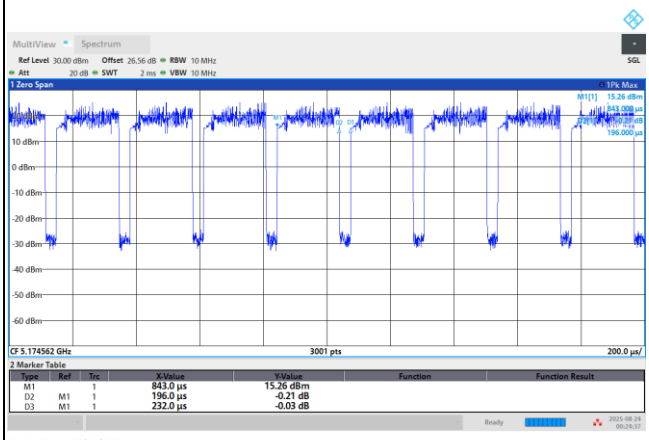

Appendix F. Spot Check Evaluation on 5DFYA9

Conducted power test and radiated spurious emission test configurations were selected from the worst cases identified in the reference model and tested to demonstrate the test data from reference model remains representative for the variant model.

The deviation between the spot check and the referenced values is within 3dB, therefore data referencing is justified according to the guidance in the ECR inquiry

Mode	Test Item	2AEUPBHADP021 Reference Worst mode Test Result	2AEUP-5DFYA9 Variant Check Test Result	Deviation	Limit (dB)
WLAN 5G B1-3	26dB Bandwidth	24.57 MHz	27.12 MHz	-	Within the authorized frequency block
	99% Bandwidth	19.02 MHz	19.02 MHz	-	Within the authorized frequency block
	Power Spectral Density	7.40 (dBm/MHz)	7.12 (dBm/MHz)	0.26	Deviation (ddB) < 3 dB
	Conducted Output Power	19.78 dBm	19.25 dBm	0.37	Deviation (ddB) < 3 dB
	Unwanted Emissions	50.95 dBuV/m	48.16 dBuV/m	2.79	Deviation (ddB) < 3 dB
	AC Conducted Emission	Under limit 23.09db	Under limit 25.95db	-	compliant rule parts

List of Measuring Equipment

Instrument	Brand Name	Model No.	Serial No.	Characteristics	Calibration Date	Test Date	Due Date	Remark
Loop Antenna	Rohde & Schwarz	HFH2-Z2E	101108	9 kHz~30 MHz	Dec. 11, 2025	Jan. 07, 2026~ Jan. 12, 2026	Dec. 10, 2026	Radiation (03CH12-HY)
Bilog Antenna	TESEQ	CBL 6111D & 00800N1D01N -06	37059 & 01	30MHz~1GHz	Nov. 26, 2025	Jan. 07, 2026~ Jan. 12, 2026	Nov. 25, 2026	Radiation (03CH12-HY)
Horn Antenna	SCHWARZBECK	BBHA 9120 D	9120D-02114	1GHz~18GHz	Jul. 02, 2025	Jan. 07, 2026~ Jan. 12, 2026	Jul. 01, 2026	Radiation (03CH12-HY)
Amplifier	EMCI	EMC051845SE	980729	1GHz~18GHz	Dec. 17, 2025	Jan. 07, 2026~ Jan. 12, 2026	Dec. 16, 2026	Radiation (03CH12-HY)
Spectrum Analyzer	Agilent	N9010A	MY53470118	10Hz~44GHz	Sep. 09, 2025	Jan. 07, 2026~ Jan. 12, 2026	Sep. 08, 2026	Radiation (03CH12-HY)
EMI Test Receiver	Agilent	N9038A(MXE)	MY53290053	20Hz~26.5GHz	Sep. 08, 2025	Jan. 07, 2026~ Jan. 12, 2026	Sep. 07, 2026	Radiation (03CH12-HY)
SHF-EHF Horn Antenna	SCHWARZBECK	BBHA 9170	1225	18GHz-40GHz	Jul. 02, 2025	Jan. 07, 2026~ Jan. 12, 2026	Jul. 01, 2026	Radiation (03CH12-HY)
Preamplifier	EMEC	EM18G40G	060715	18GHz~40GHz	Dec. 02, 2025	Jan. 07, 2026~ Jan. 12, 2026	Dec. 01, 2026	Radiation (03CH12-HY)
Notch Filter	Wainwright	WHKX8-5872.5-6750-18000-40ST	SN2	6.75GHz High Pass Filter	Mar. 12, 2025	Jan. 07, 2026~ Jan. 12, 2026	Mar. 11, 2026	Radiation (03CH12-HY)
Notch Filter	Wainwright	WHKX12-900-1000-15000-60SS	SN11	1GHz High Pass Filter	Mar. 12, 2025	Jan. 07, 2026~ Jan. 12, 2026	Mar. 11, 2026	Radiation (03CH12-HY)
Notch Filter	Wainwright	WHKX12-2700-3000-18000-60ST	SN2	3GHz High Pass Filter	Mar. 12, 2025	Jan. 07, 2026~ Jan. 12, 2026	Mar. 11, 2026	Radiation (03CH12-HY)
RF Cable	HUBER + SUHNER	SUCOFLEX 102	803955/2	30MHz~40GHz	Oct. 31, 2025	Jan. 07, 2026~ Jan. 12, 2026	Oct. 30, 2026	Radiation (03CH12-HY)
RF Cable	HUBER + SUHNER	SUCOFLEX 102	505134/2	30MHz~40GHz	Oct. 31, 2025	Jan. 07, 2026~ Jan. 12, 2026	Oct. 30, 2026	Radiation (03CH12-HY)
RF Cable	EMCI	EMC101Y-KM-KM-1000	240905	30MHz~40GHz	Oct. 31, 2025	Jan. 07, 2026~ Jan. 12, 2026	Oct. 30, 2026	Radiation (03CH12-HY)
RF Cable	HUBER + SUHNER	SUCOFLEX 102/SUCOFLEX 104	EC-A5-300-5757,805935/4	9kHz~30MHz	Oct. 01, 2025	Jan. 07, 2026~ Jan. 12, 2026	Sep. 30, 2026	Radiation (03CH12-HY)
Hygrometer	TECPEL	DTM-303B	TP210090	N/A	Aug. 26, 2025	Jan. 07, 2026~ Jan. 12, 2026	Aug. 25, 2026	Radiation (03CH12-HY)
Controller	EMEC	EM1000	N/A	Control Turn table & Ant Mast	N/A	Jan. 07, 2026~ Jan. 12, 2026	N/A	Radiation (03CH12-HY)
Antenna Mast	EMEC	AM-BS-4500-B	N/A	1m~4m	N/A	Jan. 07, 2026~ Jan. 12, 2026	N/A	Radiation (03CH12-HY)
Turn Table	EMEC	TT2000	N/A	0~360 Degree	N/A	Jan. 07, 2026~ Jan. 12, 2026	N/A	Radiation (03CH12-HY)
Software	Audix	E3 6.2009-8-24	RK-000989	N/A	N/A	Jan. 07, 2026~ Jan. 12, 2026	N/A	Radiation (03CH12-HY)

Instrument	Brand Name	Model No.	Serial No.	Characteristics	Calibration Date	Test Date	Due Date	Remark
Hygrometer	TECPEL	DTM-303A	TP201996	N/A	Nov. 04, 2025	Jan. 08, 2026	Nov. 03, 2026	Conducted (TH05-HY)
Power Sensor	DARE	RPR3006W	13I00030SNO32 (NO:43)	9kHz~6GHz	Nov. 14, 2025	Jan. 08, 2026	Nov. 13, 2026	Conducted (TH05-HY)
Signal Analyzer	Rohde & Schwarz	FSV3044	101468	10HZ~44GHZ	Mar. 13, 2025	Jan. 08, 2026	Mar. 12, 2026	Conducted (TH05-HY)
Switch Control Mainframe	Burgeon	ETF-058	EC1208381 (BOX2)	N/A	Apr. 01, 2025	Jan. 08, 2026	Mar. 31, 2026	Conducted (TH05-HY)
Software	Sporton	BTWIFI_Final_version_240513	N/A	Conducted Other Test Item	N/A	Jan. 08, 2026	N/A	Conducted (TH05-HY)
AC Power Source	ACPOWER	AFC-11003G	F317040033	N/A	N/A	Jan. 06, 2026	N/A	Conduction (CO07-HY)
Software	Rohde & Schwarz	EMC32 V10.30	N/A	N/A	N/A	Jan. 06, 2026	N/A	Conduction (CO07-HY)
Pulse Limiter	SCHWARZBECK	VTSD 9561-F N	9561-F N00373	9kHz-200MHz	Oct. 20, 2025	Jan. 06, 2026	Oct. 19, 2026	Conduction (CO07-HY)
RF Cable	HUBER + SUHNER	RG 214/U	1358175	9kHz~30MHz	Mar. 03, 2025	Jan. 06, 2026	Mar. 02, 2026	Conduction (CO07-HY)
Two-Line V-Network	TESEQ	NNB 51	45051	N/A	Mar. 24, 2025	Jan. 06, 2026	Mar. 23, 2026	Conduction (CO07-HY)
Four-Line V-Network	TESEQ	NNB 52	36122	N/A	Mar. 26, 2025	Jan. 06, 2026	Mar. 25, 2026	Conduction (CO07-HY)
EMI Test Receiver	Rohde & Schwarz	ESCI7	100724	9kHz~7GHz	Feb. 13, 2025	Jan. 06, 2026	Feb. 12, 2026	Conduction (CO07-HY)

THE END