Mode	13	
	Band Edge	
	U-NII-2A_5.25-5.35_802.11ax HE20_CH64_Full RU_5320MHz	
ANT	0	
Pol.	Horizontal	Fundamental
Peak	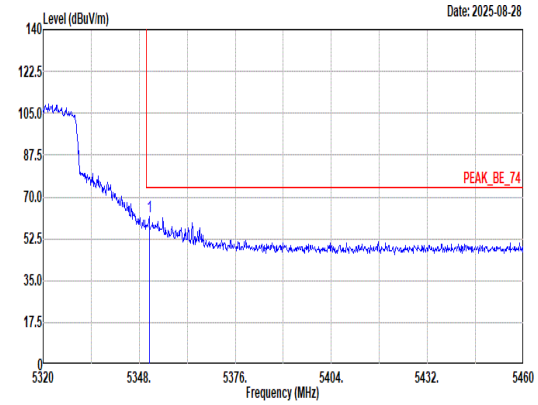 Site : 03CH07-HY Condition: PEAK_BE_74 3m HF_ANT_00075962 HORIZONTAL : RBW:1000.000kHz VBW:3000.000kHz SWT:Auto Freq Level Limit Line Margin Read Level Ant Factor Cable Loss Preamp Factor Aux Factor APos TPos Remark MHz dBuV/m dBuV/m dB dBuV dB/m dB dB dB cm deg 1 5350.94 61.79 74.00 -12.21 48.27 34.70 12.54 33.72 0.00 185 211 Peak	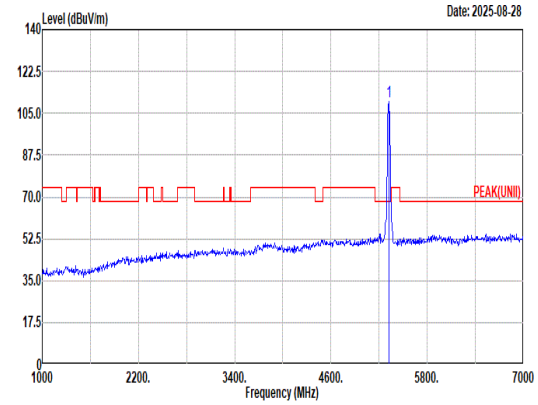 Site : 03CH07-HY Condition: PEAK(UNII) 3m HF_ANT_00075962 HORIZONTAL : RBW:1000.000kHz VBW:3000.000kHz SWT:Auto Freq Level Limit Line Margin Read Level Ant Factor Cable Loss Preamp Factor Aux Factor APos TPos Remark MHz dBuV/m dBuV/m dB dBuV dB/m dB dB dB cm deg 1 5320.00 109.63 ------ ------ 96.19 34.64 12.51 33.71 0.00 185 211 Peak
Avg	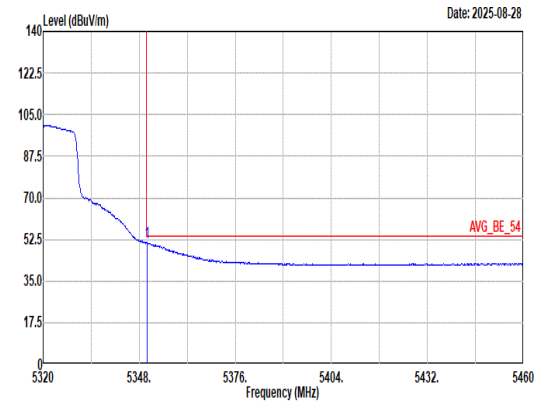 Site : 03CH07-HY Condition: AVG_BE_54 3m HF_ANT_00075962 HORIZONTAL : RBW:1000.000kHz VBW:1.000kHz SWT:Auto Freq Level Limit Line Margin Read Level Ant Factor Cable Loss Preamp Factor Aux Factor APos TPos Remark MHz dBuV/m dBuV/m dB dBuV dB/m dB dB dB cm deg 1 5350.38 51.00 54.00 -3.00 37.48 34.70 12.54 33.72 0.00 185 211 Average	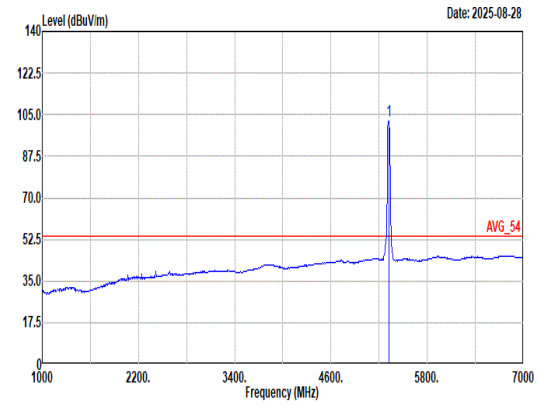 Site : 03CH07-HY Condition: AVG_54 3m HF_ANT_00075962 HORIZONTAL : RBW:1000.000kHz VBW:1.000kHz SWT:Auto Freq Level Limit Line Margin Read Level Ant Factor Cable Loss Preamp Factor Aux Factor APos TPos Remark MHz dBuV/m dBuV/m dB dBuV dB/m dB dB dB cm deg 1 5320.00 102.32 ------ ------ 88.88 34.64 12.51 33.71 0.00 185 211 Average

Mode	13	
	Band Edge	
	U-NII-2A_5.25-5.35_802.11ax HE20_CH64_Full RU_5320MHz	
ANT	0	
Pol.	Vertical	Fundamental
Peak	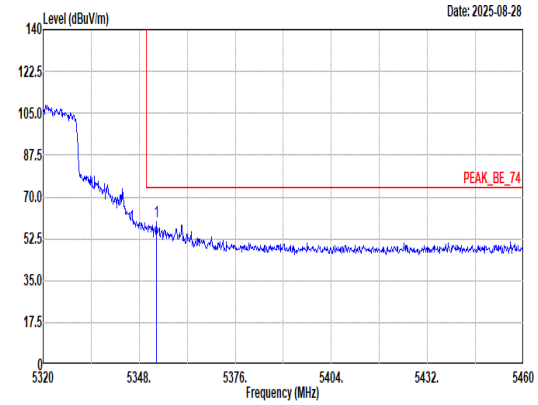 Site : 03CH07-HY Condition: PEAK_BE_74 3m HF_ANT_00075962 VERTICAL : RBW:1000.000kHz VBW:3000.000kHz SWT:Auto Freq Level Limit Line Margin Read Level Ant Factor Cable Loss Preamp Factor Aux Factor APos TPos Remark MHz dBuV/m dBuV/m dB dBuV dB/m dB dB dB cm deg 1 5353.04 59.55 74.00 -14.45 46.04 34.69 12.54 33.72 0.00 200 67 Peak	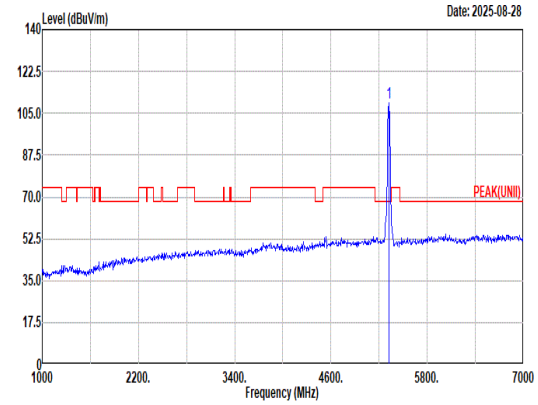 Site : 03CH07-HY Condition: PEAK(UNII) 3m HF_ANT_00075962 VERTICAL : RBW:1000.000kHz VBW:3000.000kHz SWT:Auto Freq Level Limit Line Margin Read Level Ant Factor Cable Loss Preamp Factor Aux Factor APos TPos Remark MHz dBuV/m dBuV/m dB dBuV dB/m dB dB dB cm deg 1 5320.00 109.41 ------ ------ 95.97 34.64 12.51 33.71 0.00 200 67 Peak
Avg	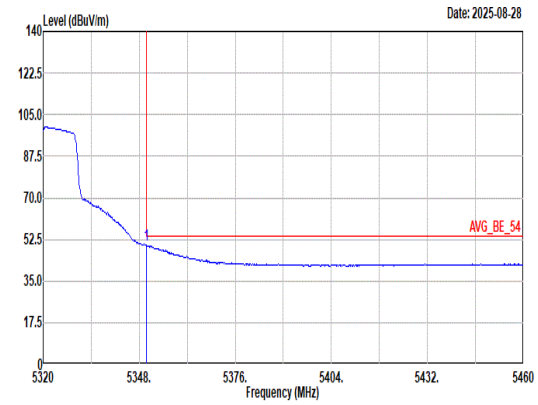 Site : 03CH07-HY Condition: AVG_BE_54 3m HF_ANT_00075962 VERTICAL : RBW:1000.000kHz VBW:1.000kHz SWT:Auto Freq Level Limit Line Margin Read Level Ant Factor Cable Loss Preamp Factor Aux Factor APos TPos Remark MHz dBuV/m dBuV/m dB dBuV dB/m dB dB dB cm deg 1 5350.10 49.95 54.00 -4.05 36.43 34.70 12.54 33.72 0.00 200 67 Average	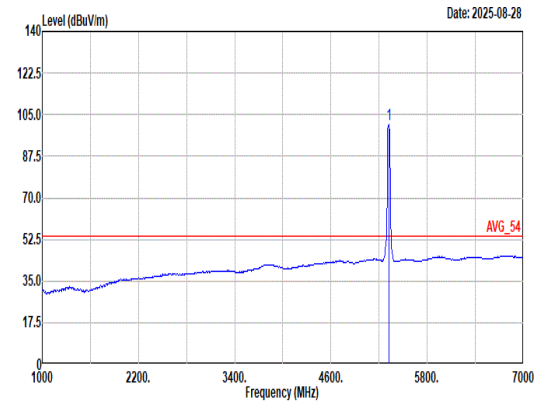 Site : 03CH07-HY Condition: AVG_54 3m HF_ANT_00075962 VERTICAL : RBW:1000.000kHz VBW:1.000kHz SWT:Auto Freq Level Limit Line Margin Read Level Ant Factor Cable Loss Preamp Factor Aux Factor APos TPos Remark MHz dBuV/m dBuV/m dB dBuV dB/m dB dB dB cm deg 1 5320.00 101.13 ------ ------ 87.69 34.64 12.51 33.71 0.00 200 67 Average

Mode	13	
	Harmonic	
	U-NII-2A_5.25-5.35_802.11ax HE20_CH64_Full RU_5320MHz	
ANT	0	
Pol.	Horizontal	Vertical
Peak Avg	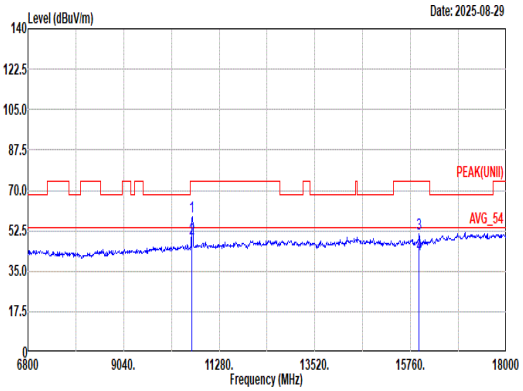 Site : 03CH07-HY Condition: PEAK(UNII) 3m HF_ANT_00075962 HORIZONTAL Freq Level Limit Line Margin Read Level Ant Factor Cable Loss Preamp Factor Aux Factor APos TPos Remark 1 10640.00 58.72 74.00 -15.28 60.19 37.68 18.36 58.63 1.12 145 360 Peak 2 10640.00 49.31 54.00 -4.69 50.78 37.68 18.36 58.63 1.12 145 360 Average 3 15960.00 51.37 74.00 -22.63 44.48 41.06 21.53 56.97 1.27 400 183 Peak 4 15960.00 42.11 54.00 -11.89 35.22 41.06 21.53 56.97 1.27 400 183 Average	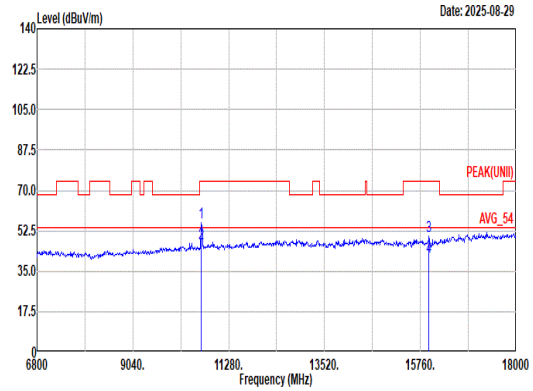 Site : 03CH07-HY Condition: PEAK(UNII) 3m HF_ANT_00075962 VERTICAL Freq Level Limit Line Margin Read Level Ant Factor Cable Loss Preamp Factor Aux Factor APos TPos Remark 1 10640.00 55.77 74.00 -18.23 57.24 37.68 18.36 58.63 1.12 400 191 Peak 2 10640.00 47.27 54.00 -6.73 48.74 37.68 18.36 58.63 1.12 400 191 Average 3 15960.00 50.10 74.00 -23.90 43.21 41.06 21.53 56.97 1.27 300 187 Peak 4 15960.00 41.09 54.00 -12.91 34.20 41.06 21.53 56.97 1.27 300 187 Average

Mode	13	
	Harmonic	
	U-NII-2A_5.25-5.35_802.11ax HE20_CH64_Full RU_5320MHz	
ANT	0	
Pol.	Horizontal	Vertical
14.47G ~14.5G Avg	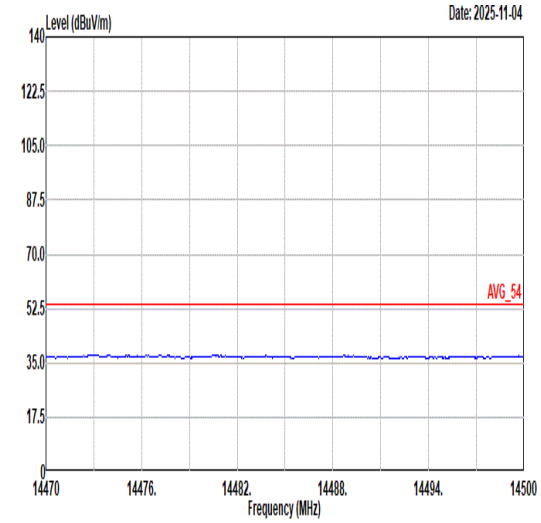 Site : 03CH07-HY Condition: AVG_54 3m HF_ANT_00075962 HORIZONTAL	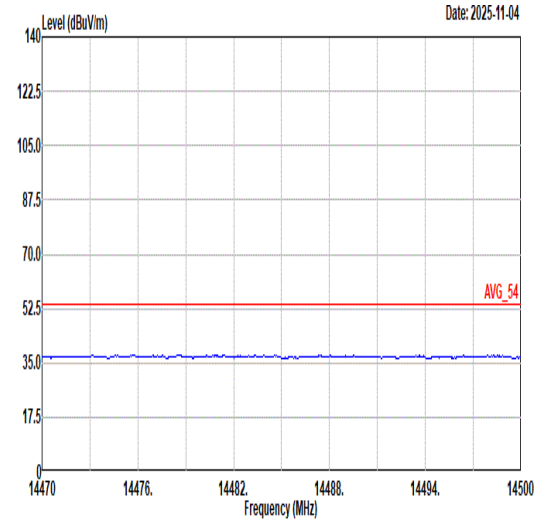 Site : 03CH07-HY Condition: AVG_54 3m HF_ANT_00075962 VERTICAL
17.7G ~18G Avg	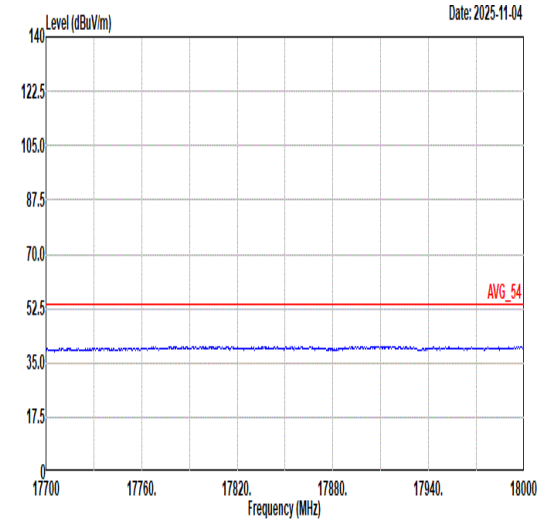 Site : 03CH07-HY Condition: AVG_54 3m HF_ANT_00075962 HORIZONTAL	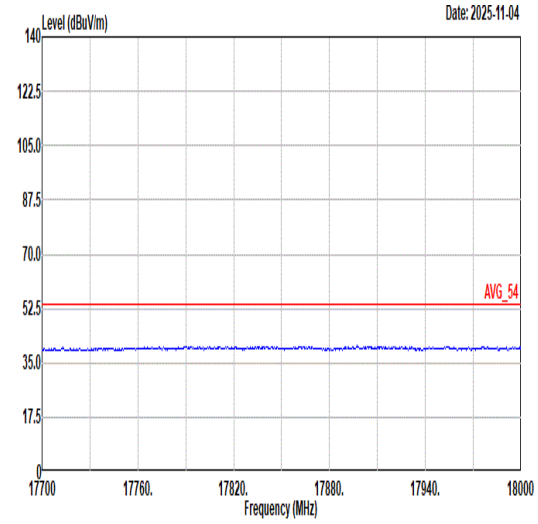 Site : 03CH07-HY Condition: AVG_54 3m HF_ANT_00075962 VERTICAL

Mode	14	
	Band Edge	
	U-NII-2A_5.25-5.35_802.11ax HE20_CH64_Partial_106/54RU _5320MHz	
ANT	0	
Pol.	Horizontal	Fundamental
Peak	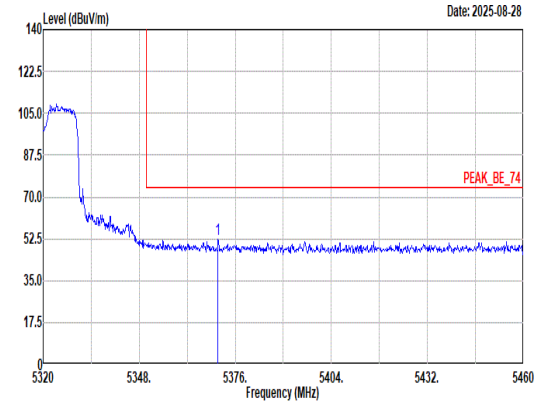 Site : 03CH07-HY Condition: PEAK_BE_74 3m HF_ANT_00075962 HORIZONTAL : RBW:1000.000kHz VBW:3000.000kHz SWT:Auto Freq Level Limit Line Margin Read Level Ant Factor Cable Loss Preamp Factor Aux Factor APos TPos Remark MHz dBuV/m dBuV/m dB dBuV dB/m dB dB dB cm deg 1 5370.96 52.13 74.00 -21.87 38.63 34.66 12.56 33.72 0.00 168 197 Peak	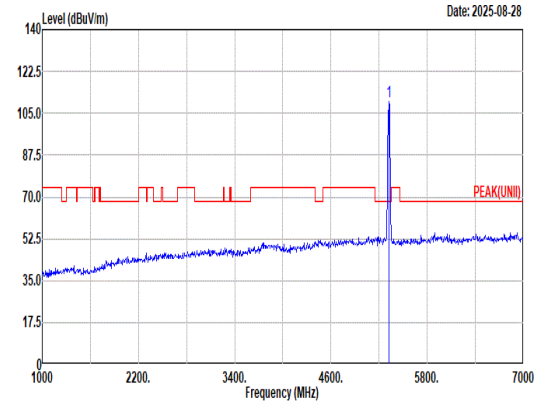 Site : 03CH07-HY Condition: PEAK(UNII) 3m HF_ANT_00075962 HORIZONTAL : RBW:1000.000kHz VBW:3000.000kHz SWT:Auto Freq Level Limit Line Margin Read Level Ant Factor Cable Loss Preamp Factor Aux Factor APos TPos Remark MHz dBuV/m dBuV/m dB dBuV dB/m dB dB dB cm deg 1 5320.00 110.15 ------ ------ 96.69 34.65 12.52 33.71 0.00 168 197 Peak
Avg	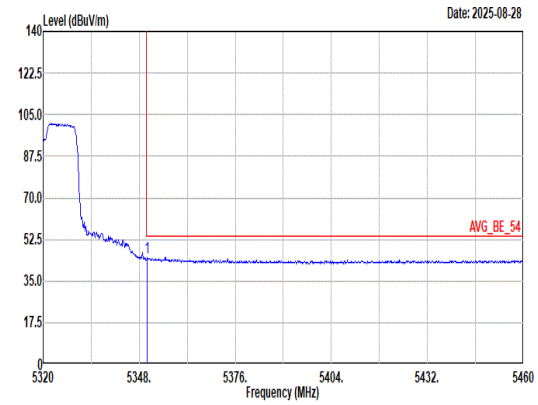 Site : 03CH07-HY Condition: AVG_BE_54 3m HF_ANT_00075962 HORIZONTAL : RBW:1000.000kHz VBW:5.600kHz SWT:Auto Freq Level Limit Line Margin Read Level Ant Factor Cable Loss Preamp Factor Aux Factor APos TPos Remark MHz dBuV/m dBuV/m dB dBuV dB/m dB dB dB cm deg 1 5350.38 45.08 54.00 -8.92 31.56 34.70 12.54 33.72 0.00 168 197 Average	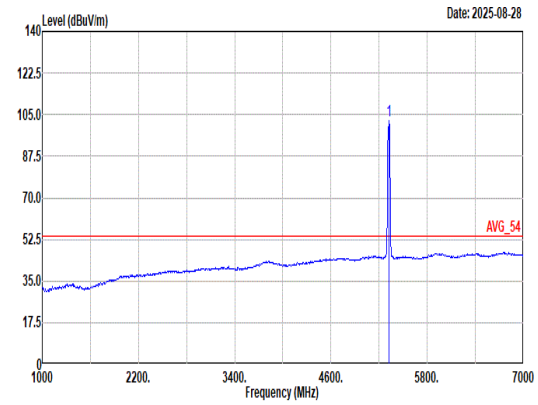 Site : 03CH07-HY Condition: AVG_54 3m HF_ANT_00075962 HORIZONTAL : RBW:1000.000kHz VBW:5.600kHz SWT:Auto Freq Level Limit Line Margin Read Level Ant Factor Cable Loss Preamp Factor Aux Factor APos TPos Remark MHz dBuV/m dBuV/m dB dBuV dB/m dB dB dB cm deg 1 5320.00 102.40 ------ ------ 88.96 34.64 12.51 33.71 0.00 168 197 Average

Mode	14	
	Band Edge	
	U-NII-2A_5.25-5.35_802.11ax HE20_CH64_Partial_106/54RU _5320MHz	
ANT	0	
Pol.	Vertical	Fundamental
Peak	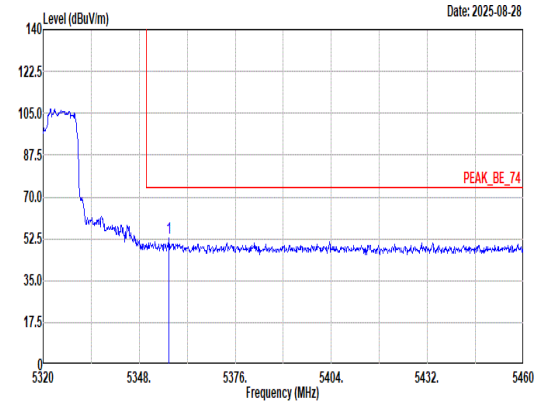 Site : 03CH07-HY Condition: PEAK_BE_74 3m HF_ANT_00075962 VERTICAL : RBW:1000.000kHz VBW:3000.000kHz SWT:Auto Freq Level Limit Line Margin Read Level Ant Factor Cable Loss Preamp Factor Aux Factor APos TPos Remark MHz dBuV/m dBuV/m dB dBuV dB/m dB dB dB cm deg 1 5356.54 52.81 74.00 -21.19 39.30 34.69 12.54 33.72 0.00 199 66 Peak	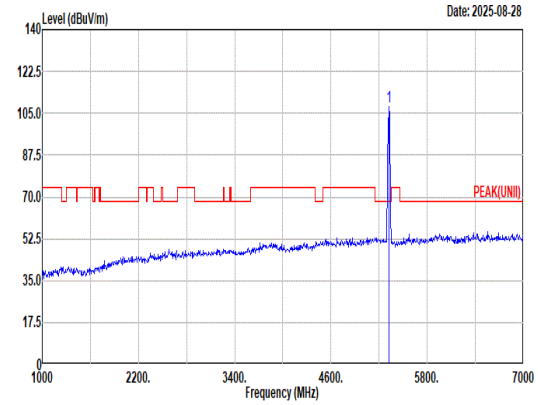 Site : 03CH07-HY Condition: PEAK(UNII) 3m HF_ANT_00075962 VERTICAL : RBW:1000.000kHz VBW:3000.000kHz SWT:Auto Freq Level Limit Line Margin Read Level Ant Factor Cable Loss Preamp Factor Aux Factor APos TPos Remark MHz dBuV/m dBuV/m dB dBuV dB/m dB dB dB cm deg 1 5320.00 107.78 ------ ------ 94.32 34.65 12.52 33.71 0.00 199 66 Peak
Avg	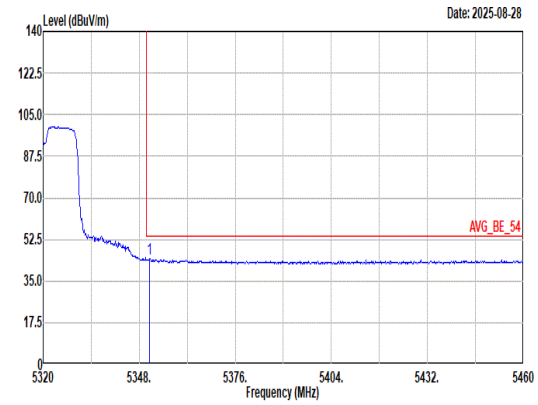 Site : 03CH07-HY Condition: AVG_BE_54 3m HF_ANT_00075962 VERTICAL : RBW:1000.000kHz VBW:5.600kHz SWT:Auto Freq Level Limit Line Margin Read Level Ant Factor Cable Loss Preamp Factor Aux Factor APos TPos Remark MHz dBuV/m dBuV/m dB dBuV dB/m dB dB dB cm deg 1 5351.08 44.45 54.00 -9.55 30.93 34.70 12.54 33.72 0.00 199 66 Average	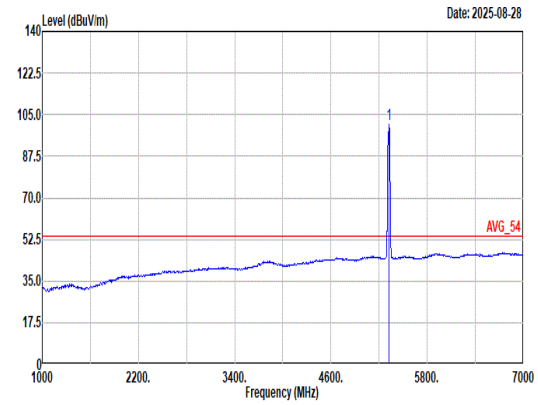 Site : 03CH07-HY Condition: AVG_54 3m HF_ANT_00075962 VERTICAL : RBW:1000.000kHz VBW:5.600kHz SWT:Auto Freq Level Limit Line Margin Read Level Ant Factor Cable Loss Preamp Factor Aux Factor APos TPos Remark MHz dBuV/m dBuV/m dB dBuV dB/m dB dB dB cm deg 1 5320.00 101.06 ------ ------ 87.62 34.64 12.51 33.71 0.00 199 66 Average

Mode	15	
	Band Edge	
	U-NII-2C_5.47-5.725_802.11a_CH100_5500MHz	
ANT	0	
Pol.	Horizontal	Fundamental
Peak	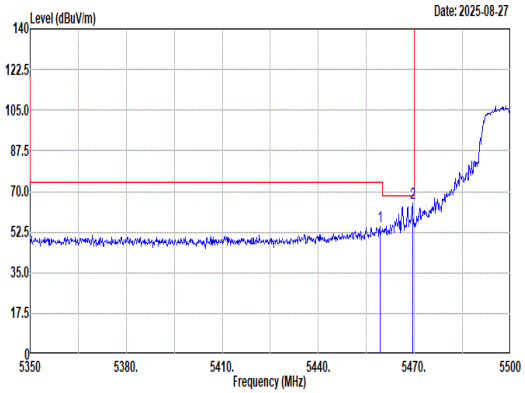 Site : 03CH07-HY Condition: PEAK_BE(UNII)_B3 3m HF_ANT_00075962 HORIZONTAL : RBW:1000.000kHz VBW:3000.000kHz SWT:Auto Freq Level Limit Line Margin Read Level Ant Factor Cable Loss Preamp Factor Aux Factor APos TPos Remark MHz dBuV/m dBuV/m dB dBuV dB/m dB dB dB cm deg 1 5459.20 55.20 74.00 -18.80 41.50 34.74 12.69 33.73 0.00 193 211 Peak 2 5469.40 64.84 68.20 -3.36 51.08 34.78 12.71 33.73 0.00 193 211 Peak	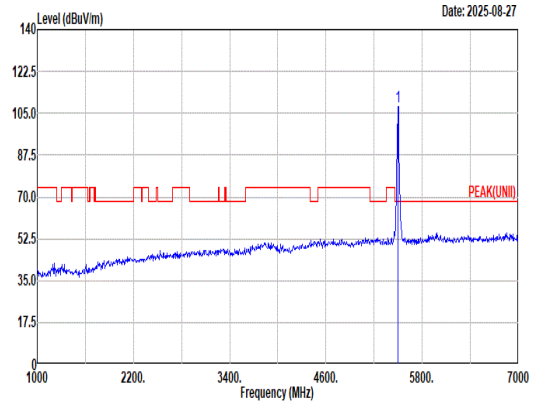 Site : 03CH07-HY Condition: PEAK(UNII) 3m HF_ANT_00075962 HORIZONTAL : RBW:1000.000kHz VBW:3000.000kHz SWT:Auto Freq Level Limit Line Margin Read Level Ant Factor Cable Loss Preamp Factor Aux Factor APos TPos Remark MHz dBuV/m dBuV/m dB dBuV dB/m dB dB dB cm deg 1 5500.00 107.68 ------ ------ 93.74 34.90 12.77 33.73 0.00 193 211 Peak
Avg	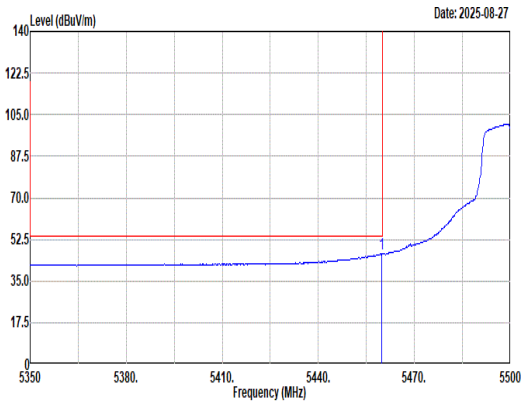 Site : 03CH07-HY Condition: AVG_BE(UNII)_B3 3m HF_ANT_00075962 HORIZONTAL : RBW:1000.000kHz VBW:0.750kHz SWT:Auto Freq Level Limit Line Margin Read Level Ant Factor Cable Loss Preamp Factor Aux Factor APos TPos Remark MHz dBuV/m dBuV/m dB dBuV dB/m dB dB dB cm deg 1 5459.80 46.51 54.00 -7.49 32.81 34.74 12.69 33.73 0.00 193 211 Average	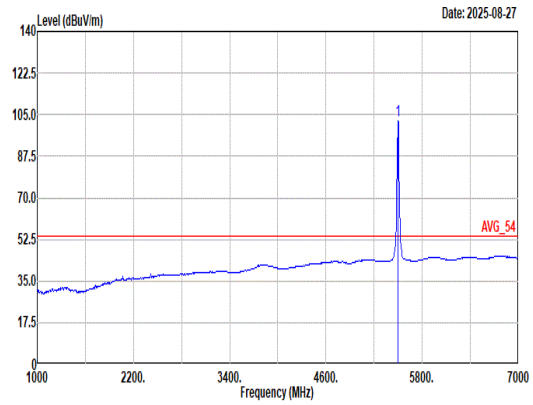 Site : 03CH07-HY Condition: AVG_54 3m HF_ANT_00075962 HORIZONTAL : RBW:1000.000kHz VBW:0.750kHz SWT:Auto Freq Level Limit Line Margin Read Level Ant Factor Cable Loss Preamp Factor Aux Factor APos TPos Remark MHz dBuV/m dBuV/m dB dBuV dB/m dB dB dB cm deg 1 5500.00 102.47 ------ ------ 88.53 34.90 12.77 33.73 0.00 193 211 Average

Mode	15	
	Band Edge	
	U-NII-2C_5.47-5.725_802.11a_CH100_5500MHz	
ANT	0	
Pol.	Vertical	Fundamental
Peak	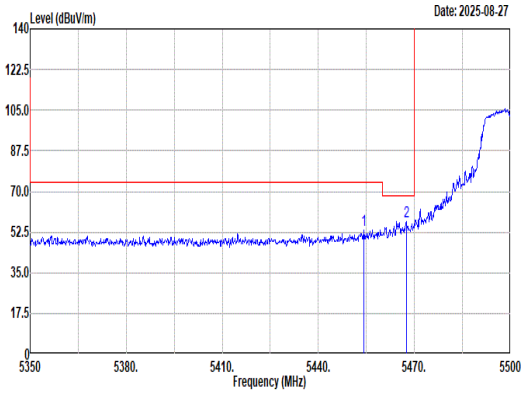 Site : 03CH07-HY Condition: PEAK_BE(UNII)_B3 3m HF_ANT_00075962 VERTICAL : RBW:1000.000kHz VBW:3000.000kHz SWT:Auto Freq Level Limit Line Margin Read Level Ant Factor Cable Loss Preamp Factor Aux Factor APos TPos Remark MHz dBuV/m dBuV/m dB dBuV dB/m dB dB dB cm deg 1 5454.10 53.36 74.00 -20.64 39.69 34.72 12.68 33.73 0.00 182 150 Peak 2 5467.45 57.11 68.20 -11.09 43.37 34.77 12.70 33.73 0.00 182 150 Peak	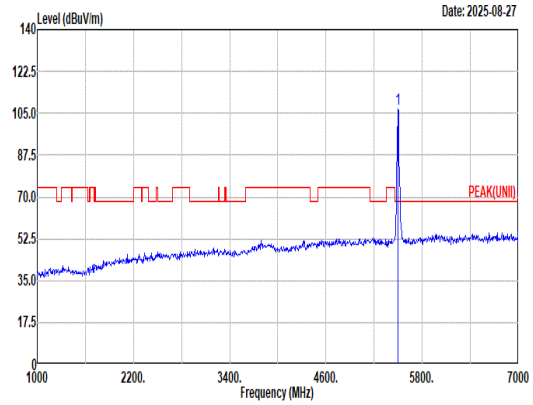 Site : 03CH07-HY Condition: PEAK(UNII) 3m HF_ANT_00075962 VERTICAL : RBW:1000.000kHz VBW:3000.000kHz SWT:Auto Freq Level Limit Line Margin Read Level Ant Factor Cable Loss Preamp Factor Aux Factor APos TPos Remark MHz dBuV/m dBuV/m dB dBuV dB/m dB dB dB cm deg 1 5500.00 106.55 ------ ------ 92.61 34.90 12.77 33.73 0.00 182 150 Peak
Avg	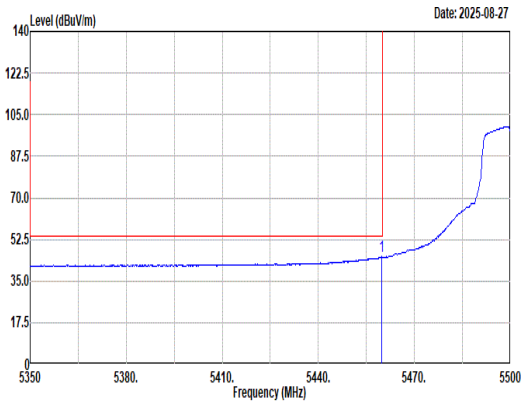 Site : 03CH07-HY Condition: AVG_BE(UNII)_B3 3m HF_ANT_00075962 VERTICAL : RBW:1000.000kHz VBW:0.750kHz SWT:Auto Freq Level Limit Line Margin Read Level Ant Factor Cable Loss Preamp Factor Aux Factor APos TPos Remark MHz dBuV/m dBuV/m dB dBuV dB/m dB dB dB cm deg 1 5459.80 45.19 54.00 -8.81 31.49 34.74 12.69 33.73 0.00 182 150 Average	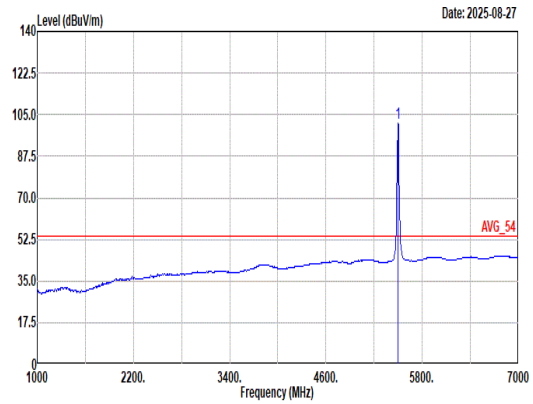 Site : 03CH07-HY Condition: AVG_54 3m HF_ANT_00075962 VERTICAL : RBW:1000.000kHz VBW:0.750kHz SWT:Auto Freq Level Limit Line Margin Read Level Ant Factor Cable Loss Preamp Factor Aux Factor APos TPos Remark MHz dBuV/m dBuV/m dB dBuV dB/m dB dB dB cm deg 1 5500.00 101.43 ------ ------ 87.49 34.90 12.77 33.73 0.00 182 150 Average

Mode	15	
	Harmonic	
	U-NII-2C_5.47-5.725_802.11a_CH100_5500MHz	
ANT	0	
Pol.	Horizontal	Vertical
Peak Avg	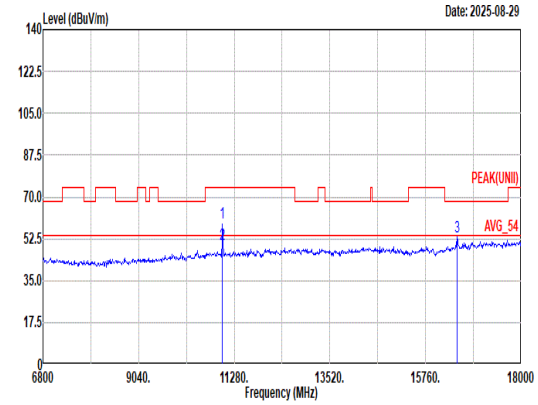 Site : 03CH07-HY Condition: PEAK(UNII) 3m HF_ANT_00075962 HORIZONTAL Freq Level Limit Line Margin Read Level Ant Factor Cable Loss Preamp Factor Aux Factor APos TPos Remark MHz dBuV/m dBuV/m dB dBuV dB/m dB dB dB cm deg 1 11000.00 59.10 74.00 -14.90 59.91 37.80 18.61 58.37 1.15 200 132 Peak 2 11000.00 50.40 54.00 -3.60 51.21 37.80 18.61 58.37 1.15 200 132 Average 3 16500.00 53.38 68.20 -14.82 44.03 42.10 21.95 56.00 1.30 200 342 Peak	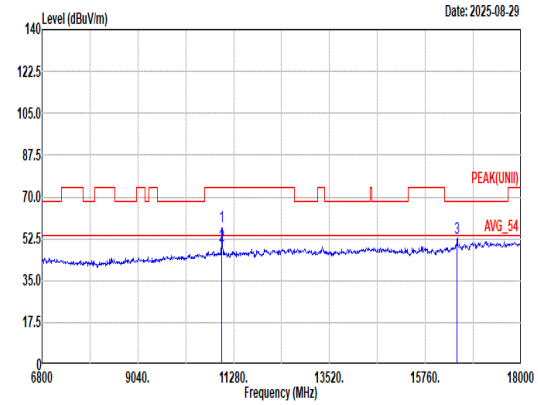 Site : 03CH07-HY Condition: PEAK(UNII) 3m HF_ANT_00075962 VERTICAL Freq Level Limit Line Margin Read Level Ant Factor Cable Loss Preamp Factor Aux Factor APos TPos Remark MHz dBuV/m dBuV/m dB dBuV dB/m dB dB dB cm deg 1 11000.00 57.38 74.00 -16.62 58.19 37.80 18.61 58.37 1.15 300 203 Peak 2 11000.00 49.44 54.00 -4.56 50.25 37.80 18.61 58.37 1.15 300 203 Average 3 16500.00 52.88 68.20 -15.32 43.53 42.10 21.95 56.00 1.30 300 208 Peak

Mode	15	
	Harmonic	
	U-NII-2C_5.47-5.725_802.11a_CH100_5500MHz	
ANT	0	
Pol.	Horizontal	Vertical
14.47G ~14.5G Avg	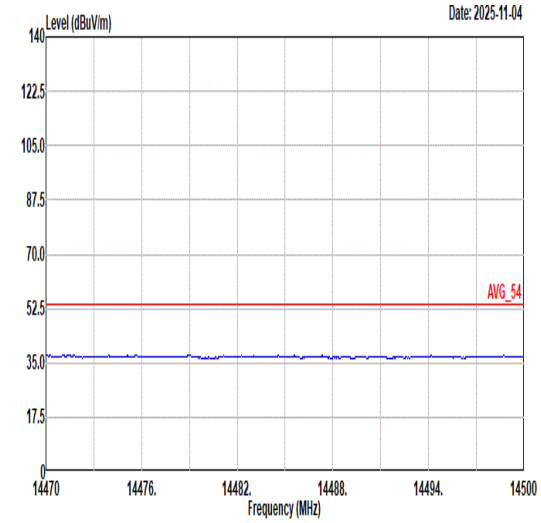 Site : 03CH07-HY Condition: AVG_54 3m HF_ANT_00075962 HORIZONTAL	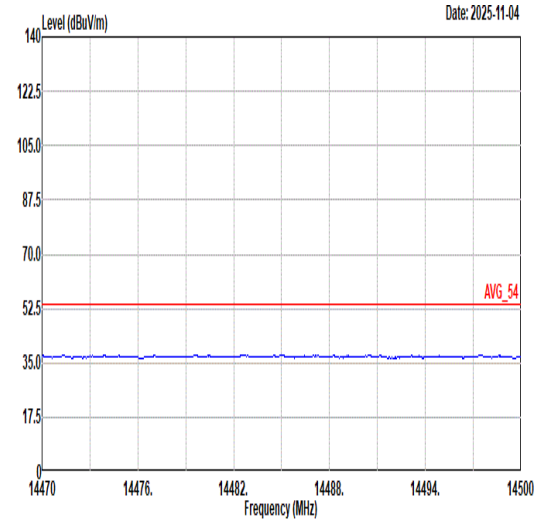 Site : 03CH07-HY Condition: AVG_54 3m HF_ANT_00075962 VERTICAL
17.7G ~18G Avg	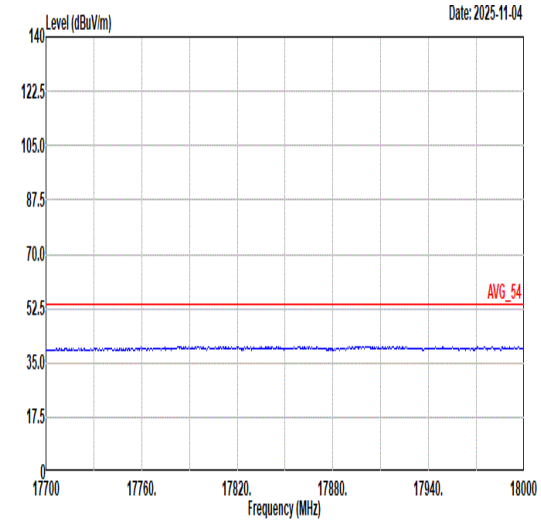 Site : 03CH07-HY Condition: AVG_54 3m HF_ANT_00075962 HORIZONTAL	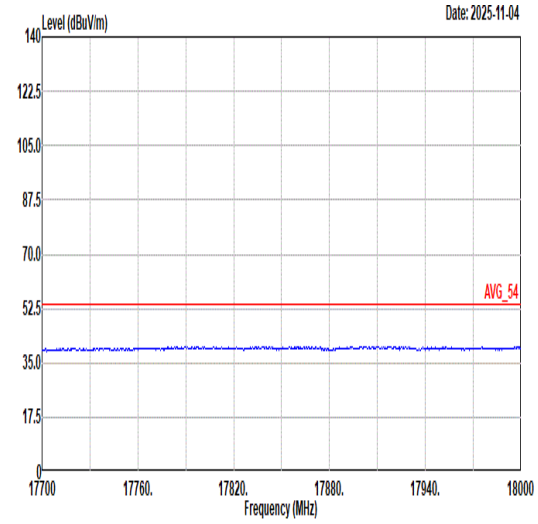 Site : 03CH07-HY Condition: AVG_54 3m HF_ANT_00075962 VERTICAL

Mode	16	
	Band Edge - L	
	U-NII-2C_5.47-5.725_802.11a_CH116_5580MHz	
ANT	0	
Pol.	Horizontal	Fundamental
Peak	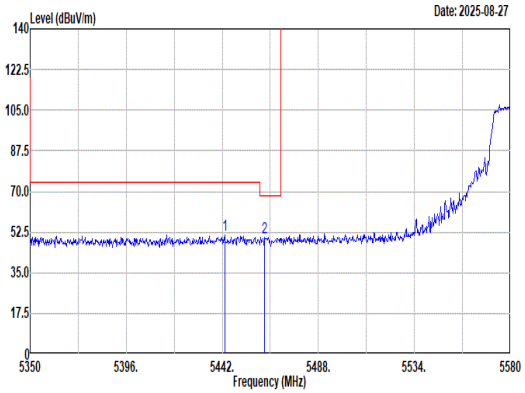 Site : 03CH07-HY Condition: PEAK_BE(UNII)_B3 3m HF_ANT_00075962 HORIZONTAL : RBW:1000.000kHz VBW:3000.000kHz SWT:Auto Freq Level Limit Line Margin Read Level Ant Factor Cable Loss Preamp Factor Aux Factor APos TPos Remark MHz dBuV/m dBuV/m dB dBuV dB/m dB dB dB cm deg 1 5443.15 51.16 74.00 -22.84 37.53 34.69 12.66 33.72 0.00 198 213 Peak 2 5462.24 50.38 68.20 -17.82 36.66 34.75 12.70 33.73 0.00 198 213 Peak	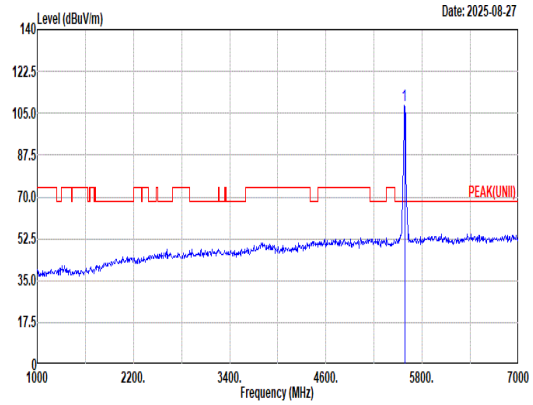 Site : 03CH07-HY Condition: PEAK(UNII) 3m HF_ANT_00075962 HORIZONTAL : RBW:1000.000kHz VBW:3000.000kHz SWT:Auto Freq Level Limit Line Margin Read Level Ant Factor Cable Loss Preamp Factor Aux Factor APos TPos Remark MHz dBuV/m dBuV/m dB dBuV dB/m dB dB dB cm deg 1 5580.00 108.44 ------ ------ 94.51 34.84 12.91 33.82 0.00 198 213 Peak
Avg	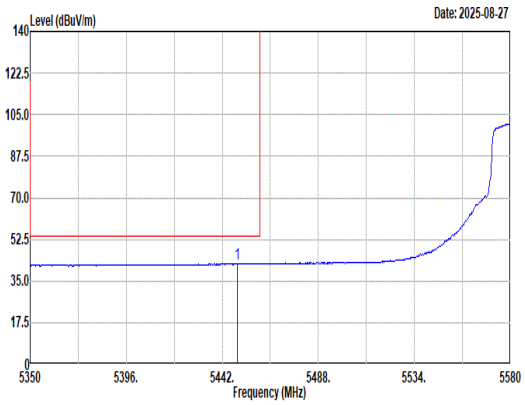 Site : 03CH07-HY Condition: AVG_BE(UNII)_B3 3m HF_ANT_00075962 HORIZONTAL : RBW:1000.000kHz VBW:0.750kHz SWT:Auto Freq Level Limit Line Margin Read Level Ant Factor Cable Loss Preamp Factor Aux Factor APos TPos Remark MHz dBuV/m dBuV/m dB dBuV dB/m dB dB dB cm deg 1 5449.36 42.49 54.00 -11.51 28.84 34.70 12.67 33.72 0.00 198 213 Average	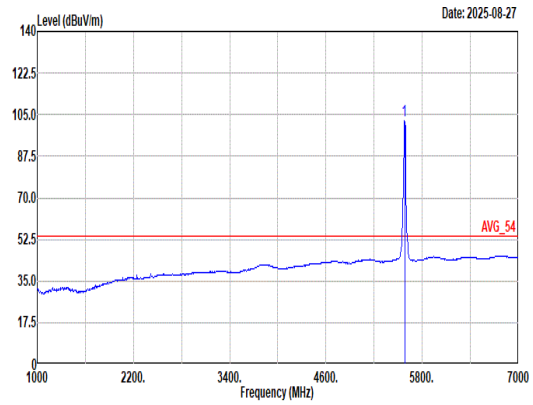 Site : 03CH07-HY Condition: AVG_54 3m HF_ANT_00075962 HORIZONTAL : RBW:1000.000kHz VBW:0.750kHz SWT:Auto Freq Level Limit Line Margin Read Level Ant Factor Cable Loss Preamp Factor Aux Factor APos TPos Remark MHz dBuV/m dBuV/m dB dBuV dB/m dB dB dB cm deg 1 5580.00 102.39 ------ ------ 88.46 34.84 12.91 33.82 0.00 198 213 Average

Mode	16	
	Band Edge - R	
	U-NII-2C_5.47-5.725_802.11a_CH116_5580MHz	
ANT	0	
Pol.	Horizontal	Fundamental
Peak	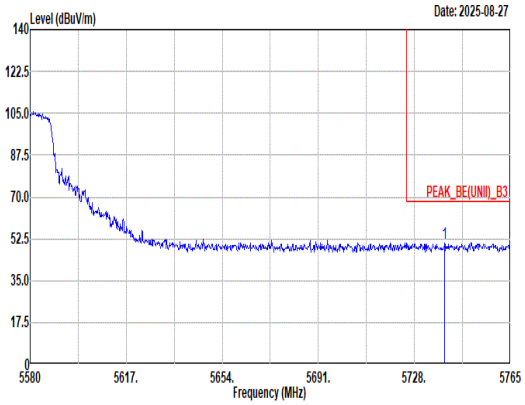 Site : 03CH07-HY Condition: PEAK_BE(UNII)_B3 3m HF_ANT_00075962 HORIZONTAL : RBW:1000.000kHz VBW:3000.000kHz SWT:Auto Limit Read Ant Cable Preamp Aux APos TPos Freq Level Line Margin Level Factor Loss Factor Factor Remark MHz dBuV/m dBuV/m dB dBuV dB/m dB dB dB cm deg 1 5739.66 50.63 68.20 -17.57 36.56 35.00 13.07 34.00 0.00 198 213 Peak	Blank

Mode	16	
	Band Edge - L	
	U-NII-2C_5.47-5.725_802.11a_CH116_5580MHz	
ANT	0	
Pol.	Vertical	Fundamental
Peak	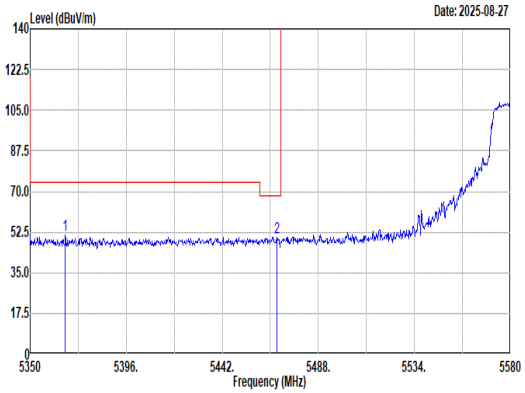 Site : 03CH07-HY Condition: PEAK_BE(UNII)_B3 3m HF_ANT_00075962 VERTICAL : RBW:1000.000kHz VBW:3000.000kHz SWT:Auto Freq Level Limit Line Margin Read Level Ant Factor Cable Loss Preamp Factor Aux Factor APos TPos Remark MHz dBuV/m dBuV/m dB dBuV dB/m dB dB dB cm deg 1 5366.79 51.19 74.00 -22.81 37.69 34.67 12.55 33.72 0.00 237 185 Peak 2 5468.22 50.37 68.20 -17.83 36.62 34.77 12.71 33.73 0.00 237 185 Peak	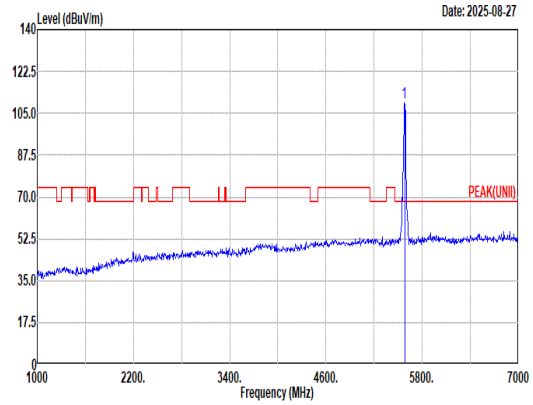 Site : 03CH07-HY Condition: PEAK(UNII) 3m HF_ANT_00075962 VERTICAL : RBW:1000.000kHz VBW:3000.000kHz SWT:Auto Freq Level Limit Line Margin Read Level Ant Factor Cable Loss Preamp Factor Aux Factor APos TPos Remark MHz dBuV/m dBuV/m dB dBuV dB/m dB dB dB cm deg 1 5580.00 109.41 ------ ------ 95.48 34.84 12.91 33.82 0.00 237 185 Peak
Avg	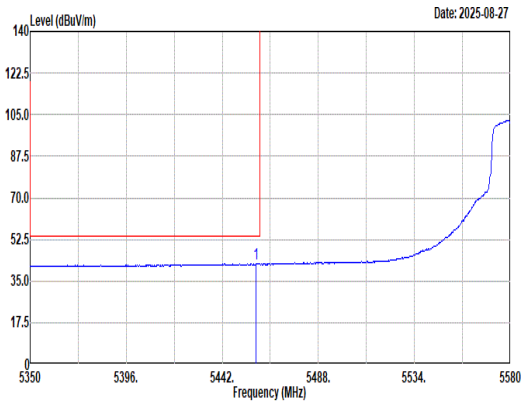 Site : 03CH07-HY Condition: AVG_BE(UNII)_B3 3m HF_ANT_00075962 VERTICAL : RBW:1000.000kHz VBW:0.750kHz SWT:Auto Freq Level Limit Line Margin Read Level Ant Factor Cable Loss Preamp Factor Aux Factor APos TPos Remark MHz dBuV/m dBuV/m dB dBuV dB/m dB dB dB cm deg 1 5458.10 42.21 54.00 -11.79 28.52 34.73 12.69 33.73 0.00 237 185 Average	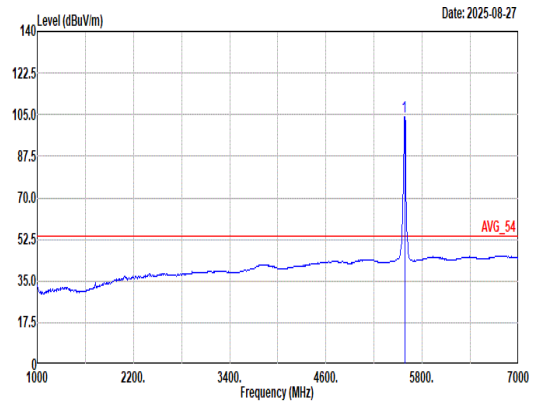 Site : 03CH07-HY Condition: AVG_54 3m HF_ANT_00075962 VERTICAL : RBW:1000.000kHz VBW:0.750kHz SWT:Auto Freq Level Limit Line Margin Read Level Ant Factor Cable Loss Preamp Factor Aux Factor APos TPos Remark MHz dBuV/m dBuV/m dB dBuV dB/m dB dB dB cm deg 1 5580.00 104.00 ------ ------ 90.07 34.83 12.92 33.82 0.00 237 185 Average

Mode	16	
	Band Edge - R	
	U-NII-2C_5.47-5.725_802.11a_CH116_5580MHz	
ANT	0	
Pol.	Vertical	Fundamental
Peak	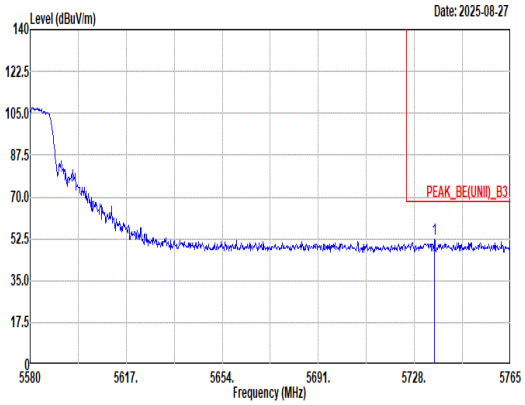 Site : 03CH07-HY Condition: PEAK_BE(UNII)_B3 3m HF_ANT_00075962 VERTICAL : RBW:1000.000kHz VBW:3000.000kHz SWT:Auto Limit Read Ant Cable Preamp Aux APos TPos Freq Level Line Margin Level Factor Loss Factor Factor Remark MHz dBuV/m dBuV/m dB dBuV dB/m dB dB dB cm deg 1 5735.77 52.10 68.20 -16.10 38.02 35.00 13.07 33.99 0.00 237 185 Peak	Blank

Mode	16	
	Harmonic	
	U-NII-2C_5.47-5.725_802.11a_CH116_5580MHz	
ANT	0	
Pol.	Horizontal	Vertical
Peak Avg	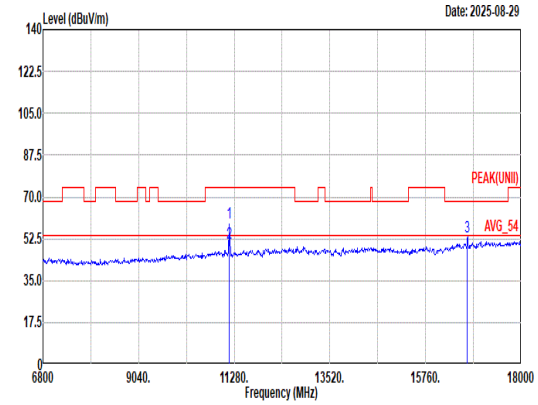 Site : 03CH07-HY Condition: PEAK(UNII) 3m HF_ANT_00075962 HORIZONTAL Freq Level Limit Line Margin Read Level Ant Factor Cable Loss Preamp Factor Aux Factor APos TPos Remark MHz dBuV/m dBuV/m dB dBuV dB/m dB dB dB cm deg 1 11160.00 58.95 74.00 -15.05 59.15 37.92 18.73 58.01 1.16 200 21 Peak 2 11160.00 50.50 54.00 -3.50 50.70 37.92 18.73 58.01 1.16 200 21 Average 3 16740.00 53.50 68.20 -14.70 43.84 42.08 22.15 55.88 1.31 200 288 Peak	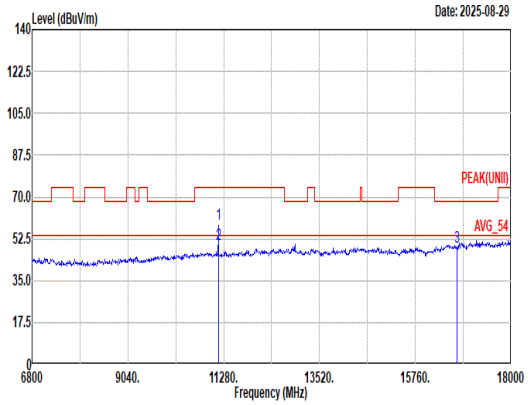 Site : 03CH07-HY Condition: PEAK(UNII) 3m HF_ANT_00075962 VERTICAL Freq Level Limit Line Margin Read Level Ant Factor Cable Loss Preamp Factor Aux Factor APos TPos Remark MHz dBuV/m dBuV/m dB dBuV dB/m dB dB dB cm deg 1 11160.00 58.40 74.00 -15.60 58.60 37.92 18.73 58.01 1.16 100 198 Peak 2 11160.00 50.19 54.00 -3.81 50.39 37.92 18.73 58.01 1.16 100 198 Average 3 16740.00 49.15 68.20 -19.05 39.49 42.08 22.15 55.88 1.31 -- -- Peak

Mode	16	
	Harmonic	
	U-NII-2C_5.47-5.725_802.11a_CH116_5580MHz	
ANT	0	
Pol.	Horizontal	Vertical
14.47G ~14.5G Avg	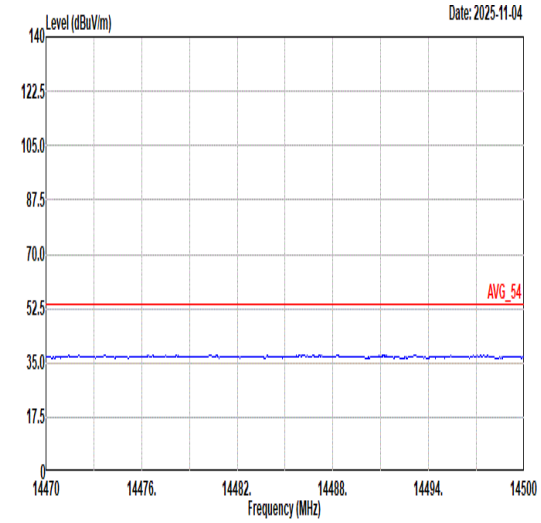 Site : 03CH07-HY Condition: AVG_54 3m HF_ANT_00075962 HORIZONTAL	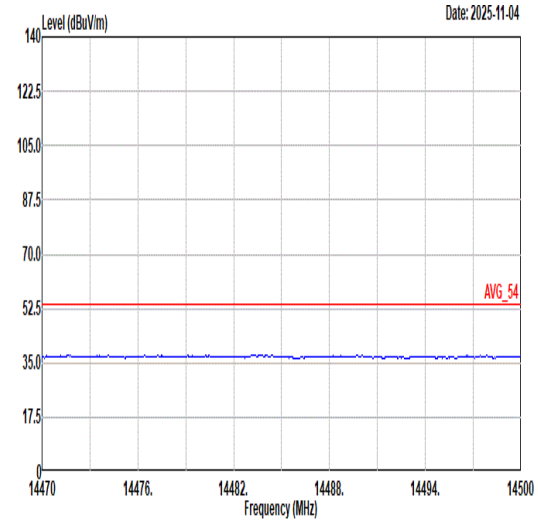 Site : 03CH07-HY Condition: AVG_54 3m HF_ANT_00075962 VERTICAL
17.7G ~18G Avg	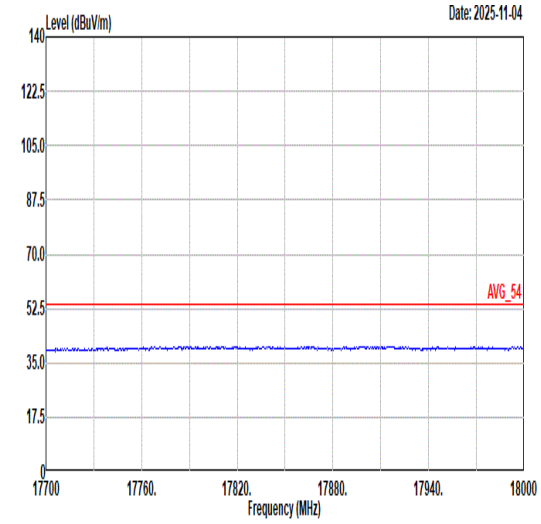 Site : 03CH07-HY Condition: AVG_54 3m HF_ANT_00075962 HORIZONTAL	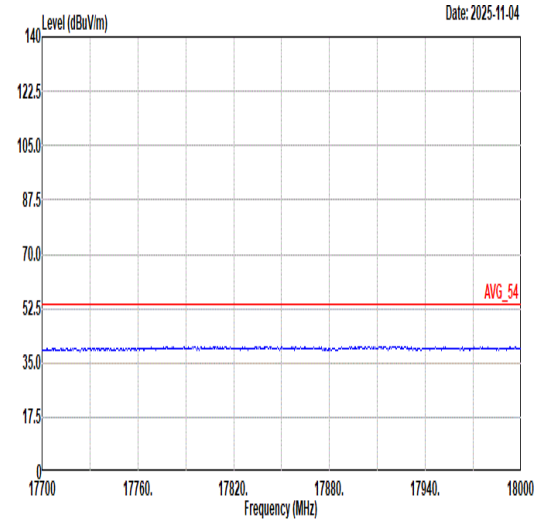 Site : 03CH07-HY Condition: AVG_54 3m HF_ANT_00075962 VERTICAL

Mode	17	
	Band Edge	
	U-NII-2C_5.47-5.725_802.11a_CH140_5700MHz	
ANT	0	
Pol.	Horizontal	Fundamental
Peak	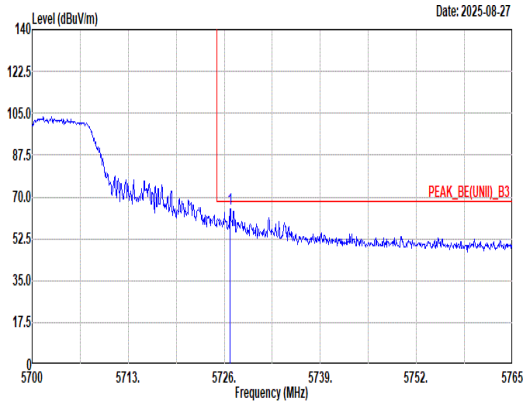 Site : 03CH07-HY Condition: PEAK_BE(UNII)_B3 3m HF_ANT_00075962 HORIZONTAL : RBW:1000.000kHz VBW:3000.000kHz SWT:Auto Freq Level Limit Line Margin Read Level Ant Factor Cable Loss Preamp Factor Aux Factor APos TPos Remark MHz dBuV/m dBuV/m dB dBuV dB/m dB dB dB cm deg 1 5726.78 64.83 68.20 -3.37 50.75 35.00 13.06 33.98 0.00 199 60 Peak	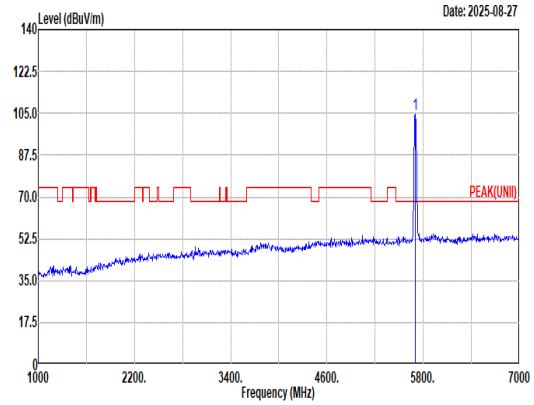 Site : 03CH07-HY Condition: PEAK(UNII) 3m HF_ANT_00075962 HORIZONTAL : RBW:1000.000kHz VBW:3000.000kHz SWT:Auto Freq Level Limit Line Margin Read Level Ant Factor Cable Loss Preamp Factor Aux Factor APos TPos Remark MHz dBuV/m dBuV/m dB dBuV dB/m dB dB dB cm deg 1 5700.00 104.83 ------ ------ 90.75 35.00 13.04 33.96 0.00 199 60 Peak
Avg	Blank	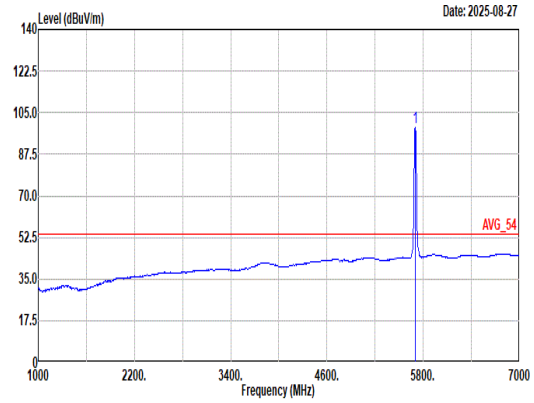 Site : 03CH07-HY Condition: AVG_54 3m HF_ANT_00075962 HORIZONTAL : RBW:1000.000kHz VBW:0.750kHz SWT:Auto Freq Level Limit Line Margin Read Level Ant Factor Cable Loss Preamp Factor Aux Factor APos TPos Remark MHz dBuV/m dBuV/m dB dBuV dB/m dB dB dB cm deg 1 5700.00 98.75 ------ ------ 84.67 35.00 13.03 33.95 0.00 199 60 Average

Mode	17	
	Band Edge	
	U-NII-2C_5.47-5.725_802.11a_CH140_5700MHz	
ANT	0	
Pol.	Vertical	Fundamental
Peak	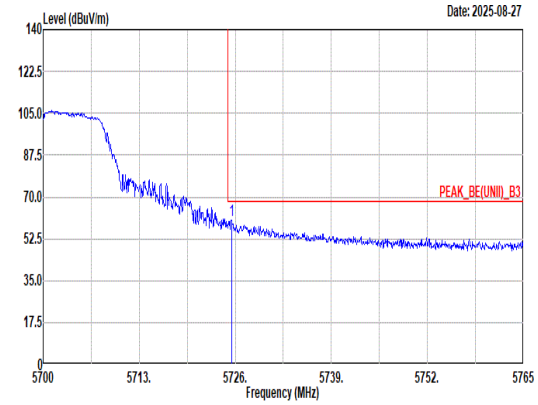 Site : 03CH07-HY Condition: PEAK_BE(UNII)_B3 3m HF_ANT_00075962 VERTICAL : RBW:1000.000kHz VBW:3000.000kHz SWT:Auto 1 5725.48 60.32 68.20 -7.88 46.24 35.00 13.06 33.98 0.00 165 193 Peak	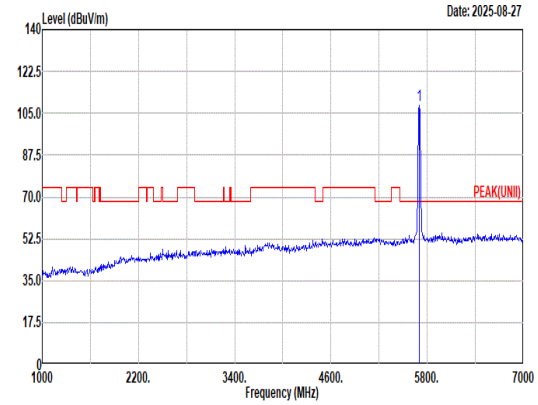 Site : 03CH07-HY Condition: PEAK(UNII) 3m HF_ANT_00075962 VERTICAL : RBW:1000.000kHz VBW:3000.000kHz SWT:Auto 1 5700.00 108.26 ------ ------ 94.18 35.00 13.03 33.95 0.00 165 193 Peak
Avg	Blank	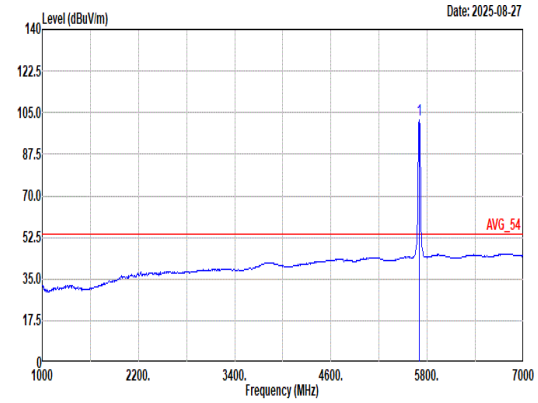 Site : 03CH07-HY Condition: AVG_54 3m HF_ANT_00075962 VERTICAL : RBW:1000.000kHz VBW:0.750kHz SWT:Auto 1 5700.00 102.17 ------ ------ 88.09 35.00 13.03 33.95 0.00 165 193 Average

Mode	17	
	Harmonic	
	U-NII-2C_5.47-5.725_802.11a_CH140_5700MHz	
ANT	0	
Pol.	Horizontal	Vertical
Peak Avg	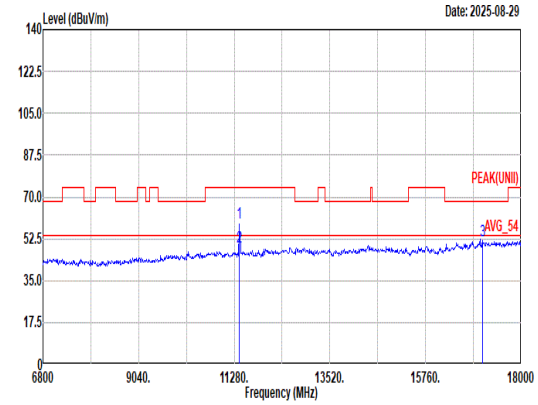 Site : 03CH07-HY Condition: PEAK(UNII) 3m HF_ANT_00075962 HORIZONTAL Freq Level Limit Line Margin Read Level Ant Factor Cable Loss Preamp Factor Aux Factor APos TPos Remark MHz dBuV/m dBuV/m dB dBuV dB/m dB dB dB cm deg 1 11400.00 58.96 74.00 -15.04 58.24 38.10 18.90 57.47 1.19 200 197 Peak 2 11400.00 49.09 54.00 -4.91 48.37 38.10 18.90 57.47 1.19 200 197 Average 3 17100.00 51.65 68.20 -16.55 41.95 41.80 22.44 55.88 1.34 -- -- Peak	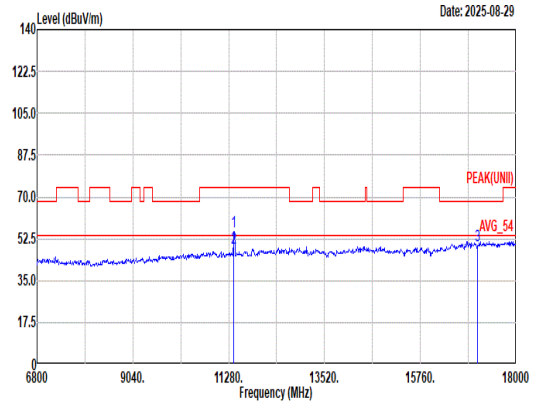 Site : 03CH07-HY Condition: PEAK(UNII) 3m HF_ANT_00075962 VERTICAL Freq Level Limit Line Margin Read Level Ant Factor Cable Loss Preamp Factor Aux Factor APos TPos Remark MHz dBuV/m dBuV/m dB dBuV dB/m dB dB dB cm deg 1 11400.00 55.65 74.00 -18.35 54.93 38.10 18.90 57.47 1.19 300 177 Peak 2 11400.00 48.50 54.00 -5.50 47.78 38.10 18.90 57.47 1.19 300 177 Average 3 17100.00 49.77 68.20 -18.43 40.07 41.80 22.44 55.88 1.34 -- -- Peak

Mode	17	
	Harmonic	
	U-NII-2C_5.47-5.725_802.11a_CH140_5700MHz	
ANT	0	
Pol.	Horizontal	Vertical
14.47G ~14.5G Avg	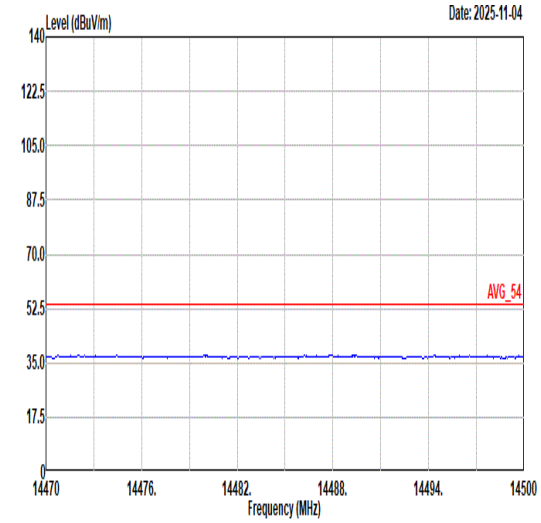 Site : 03CH07-HY Condition: AVG_54 3m HF_ANT_00075962 HORIZONTAL	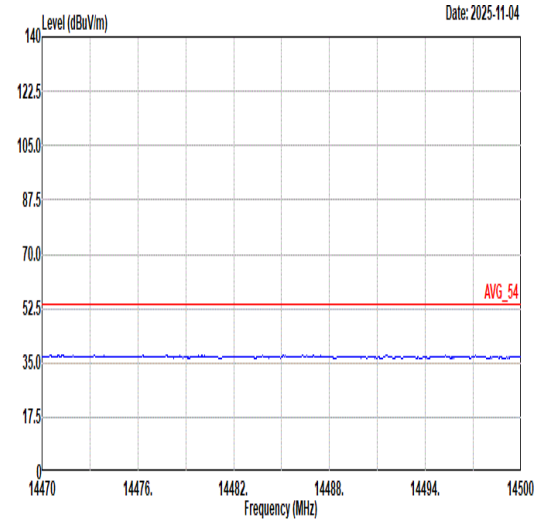 Site : 03CH07-HY Condition: AVG_54 3m HF_ANT_00075962 VERTICAL
17.7G ~18G Avg	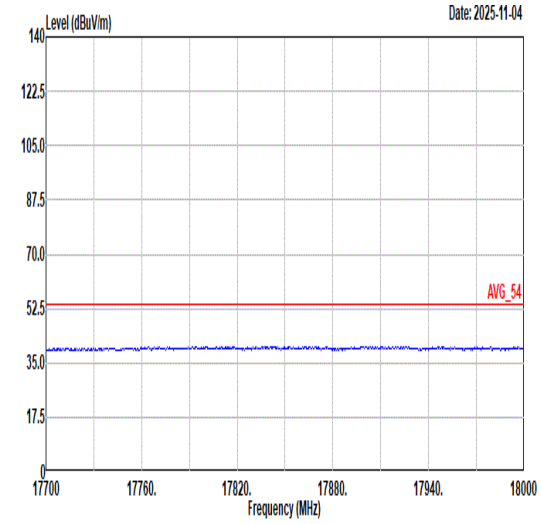 Site : 03CH07-HY Condition: AVG_54 3m HF_ANT_00075962 HORIZONTAL	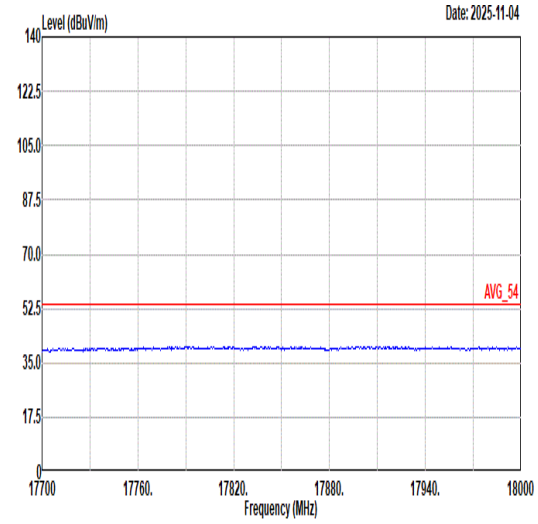 Site : 03CH07-HY Condition: AVG_54 3m HF_ANT_00075962 VERTICAL

Mode	18	
	Band Edge	
	U-NII-2C_5.47-5.725_802.11ax HE20_CH100_Full RU_5500MHz	
ANT	0	
Pol.	Horizontal	Fundamental
Peak	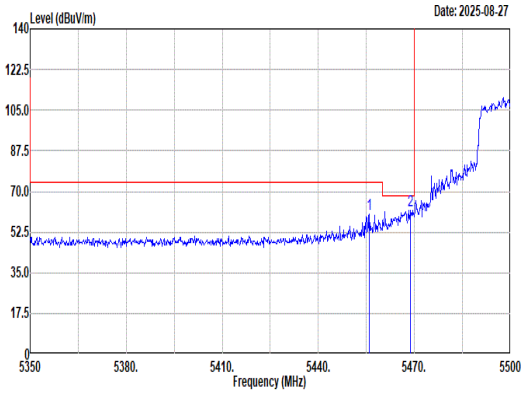 Site : 03CH07-HY Condition: PEAK_BE(UNII)_B3 3m HF_ANT_00075962 HORIZONTAL : RBW:1000.000kHz VBW:3000.000kHz SWT:Auto Freq Level Limit Line Margin Read Level Ant Factor Cable Loss Preamp Factor Aux Factor APos TPos Remark MHz dBuV/m dBuV/m dB dBuV dB/m dB dB dB cm deg 1 5455.90 60.31 74.00 -13.69 46.64 34.72 12.68 33.73 0.00 220 202 Peak 2 5468.80 61.97 68.20 -6.23 48.21 34.78 12.71 33.73 0.00 220 202 Peak	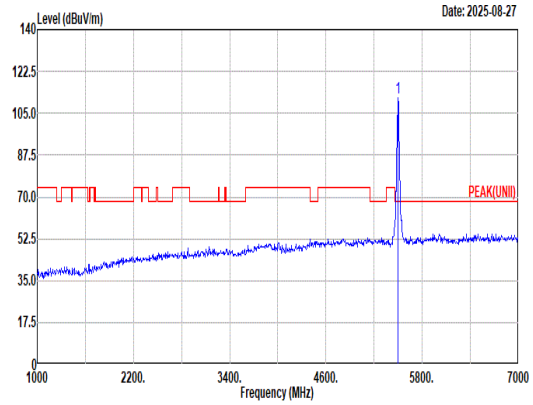 Site : 03CH07-HY Condition: PEAK(UNII) 3m HF_ANT_00075962 HORIZONTAL : RBW:1000.000kHz VBW:3000.000kHz SWT:Auto Freq Level Limit Line Margin Read Level Ant Factor Cable Loss Preamp Factor Aux Factor APos TPos Remark MHz dBuV/m dBuV/m dB dBuV dB/m dB dB dB cm deg 1 5500.00 111.30 ------ ------ 97.36 34.90 12.77 33.73 0.00 220 202 Peak
Avg	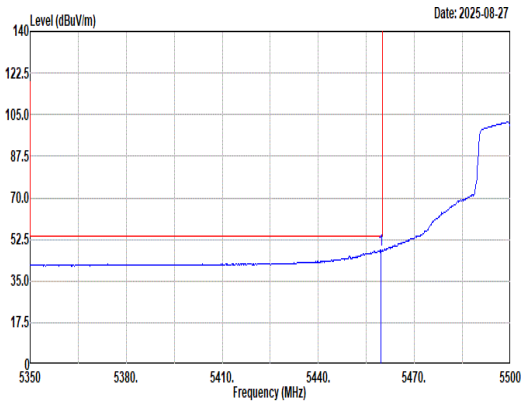 Site : 03CH07-HY Condition: AVG_BE(UNII)_B3 3m HF_ANT_00075962 HORIZONTAL : RBW:1000.000kHz VBW:1.000kHz SWT:Auto Freq Level Limit Line Margin Read Level Ant Factor Cable Loss Preamp Factor Aux Factor APos TPos Remark MHz dBuV/m dBuV/m dB dBuV dB/m dB dB dB cm deg 1 5459.65 47.90 54.00 -6.10 34.20 34.74 12.69 33.73 0.00 220 202 Average	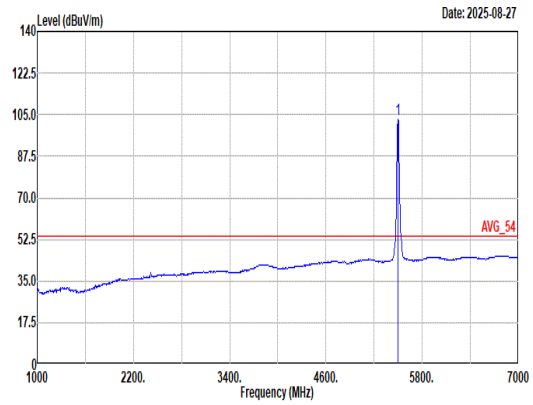 Site : 03CH07-HY Condition: AVG_54 3m HF_ANT_00075962 HORIZONTAL : RBW:1000.000kHz VBW:1.000kHz SWT:Auto Freq Level Limit Line Margin Read Level Ant Factor Cable Loss Preamp Factor Aux Factor APos TPos Remark MHz dBuV/m dBuV/m dB dBuV dB/m dB dB dB cm deg 1 5500.00 103.19 ------ ------ 89.25 34.90 12.77 33.73 0.00 220 202 Average

Mode	18	
	Band Edge	
	U-NII-2C_5.47-5.725_802.11ax HE20_CH100_Full RU_5500MHz	
ANT	0	
Pol.	Vertical	Fundamental
Peak	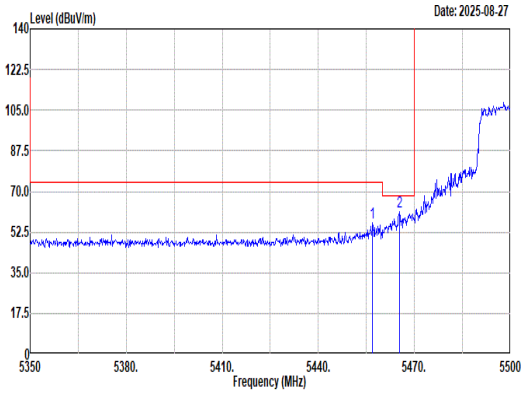 Site : 03CH07-HY Condition: PEAK_BE(UNII)_B3 3m HF_ANT_00075962 VERTICAL : RBW:1000.000kHz VBW:3000.000kHz SWT:Auto Freq Level Limit Line Margin Read Level Ant Factor Cable Loss Preamp Factor Aux Factor APos TPos Remark MHz dBuV/m dBuV/m dB dBuV dB/m dB dB dB cm deg 1 5456.95 56.57 74.00 -17.43 42.88 34.73 12.69 33.73 0.00 218 180 Peak 2 5465.35 61.36 68.20 -6.84 47.63 34.76 12.70 33.73 0.00 218 180 Peak	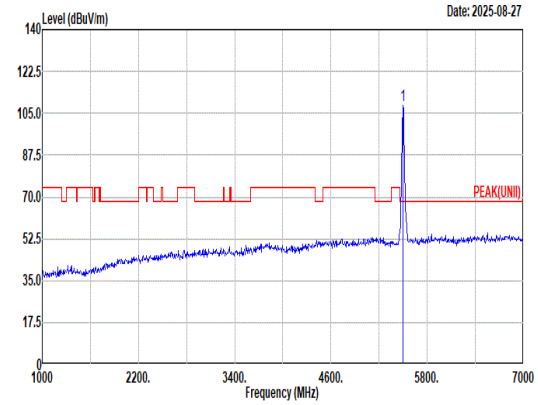 Site : 03CH07-HY Condition: PEAK(UNII) 3m HF_ANT_00075962 VERTICAL : RBW:1000.000kHz VBW:3000.000kHz SWT:Auto Freq Level Limit Line Margin Read Level Ant Factor Cable Loss Preamp Factor Aux Factor APos TPos Remark MHz dBuV/m dBuV/m dB dBuV dB/m dB dB dB cm deg 1 5500.00 108.30 ------ ------ 94.36 34.90 12.77 33.73 0.00 218 180 Peak
Avg	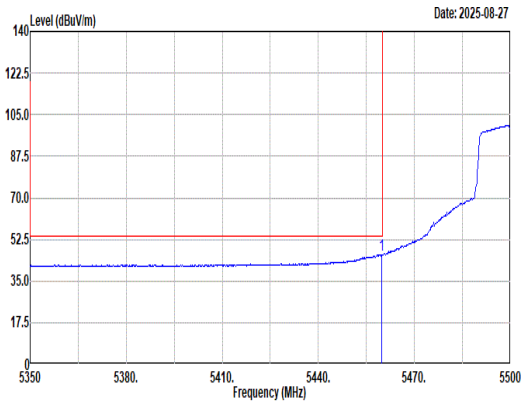 Site : 03CH07-HY Condition: AVG_BE(UNII)_B3 3m HF_ANT_00075962 VERTICAL : RBW:1000.000kHz VBW:1.000kHz SWT:Auto Freq Level Limit Line Margin Read Level Ant Factor Cable Loss Preamp Factor Aux Factor APos TPos Remark MHz dBuV/m dBuV/m dB dBuV dB/m dB dB dB cm deg 1 5459.80 46.12 54.00 -7.88 32.42 34.74 12.69 33.73 0.00 218 180 Average	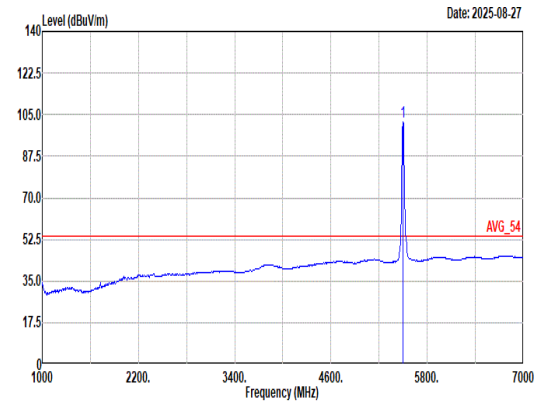 Site : 03CH07-HY Condition: AVG_54 3m HF_ANT_00075962 VERTICAL : RBW:1000.000kHz VBW:1.000kHz SWT:Auto Freq Level Limit Line Margin Read Level Ant Factor Cable Loss Preamp Factor Aux Factor APos TPos Remark MHz dBuV/m dBuV/m dB dBuV dB/m dB dB dB cm deg 1 5500.00 101.94 ------ ------ 88.00 34.90 12.77 33.73 0.00 218 180 Average

Mode	18	
	Harmonic	
	U-NII-2C_5.47-5.725_802.11ax HE20_CH100_Full RU_5500MHz	
ANT	0	
Pol.	Horizontal	Vertical
Peak Avg	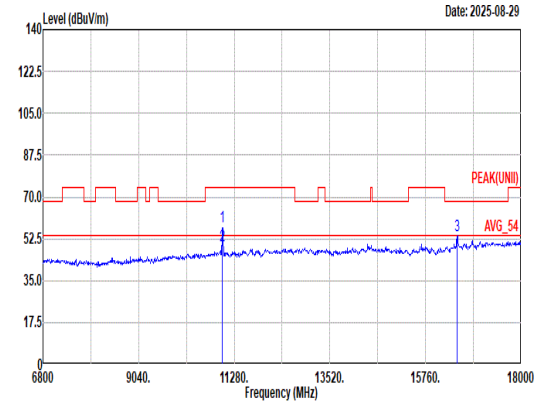 Site : 03CH07-HY Condition: PEAK(UNII) 3m HF_ANT_00075962 HORIZONTAL Freq Level Limit Line Margin Read Level Ant Factor Cable Loss Preamp Factor Aux Factor APos TPos Remark MHz dBuV/m dBuV/m dB dBuV dB/m dB dB dB cm deg 1 11000.00 57.58 74.00 -16.42 58.39 37.80 18.61 58.37 1.15 200 132 Peak 2 11000.00 49.56 54.00 -4.44 50.37 37.80 18.61 58.37 1.15 200 132 Average 3 16500.00 53.71 68.20 -14.49 44.36 42.10 21.95 56.00 1.30 200 340 Peak	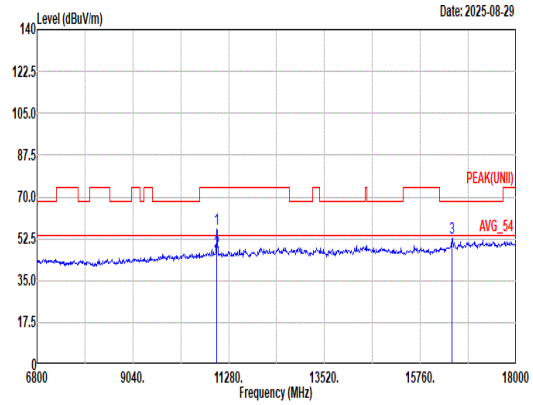 Site : 03CH07-HY Condition: PEAK(UNII) 3m HF_ANT_00075962 VERTICAL Freq Level Limit Line Margin Read Level Ant Factor Cable Loss Preamp Factor Aux Factor APos TPos Remark MHz dBuV/m dBuV/m dB dBuV dB/m dB dB dB cm deg 1 11000.00 56.32 74.00 -17.68 57.13 37.80 18.61 58.37 1.15 300 203 Peak 2 11000.00 47.24 54.00 -6.76 48.05 37.80 18.61 58.37 1.15 300 203 Average 3 16500.00 52.92 68.20 -15.28 43.57 42.10 21.95 56.00 1.30 200 298 Peak

Mode	18	
	Harmonic	
	U-NII-2C_5.47-5.725_802.11ax HE20_CH100_Full RU_5500MHz	
ANT	0	
Pol.	Horizontal	Vertical
14.47G ~14.5G Avg	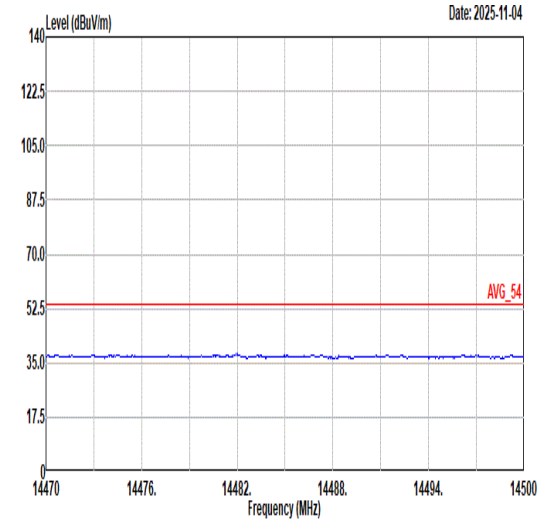 Site : 03CH07-HY Condition: AVG_54 3m HF_ANT_00075962 HORIZONTAL	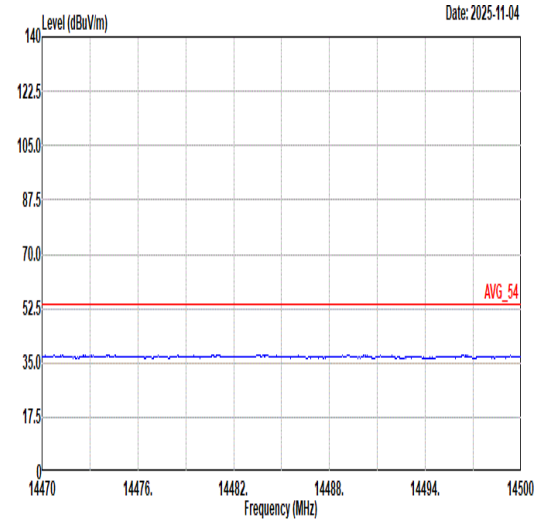 Site : 03CH07-HY Condition: AVG_54 3m HF_ANT_00075962 VERTICAL
17.7G ~18G Avg	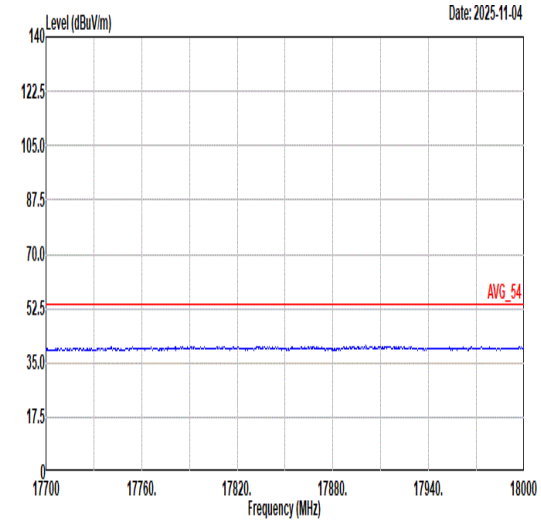 Site : 03CH07-HY Condition: AVG_54 3m HF_ANT_00075962 HORIZONTAL	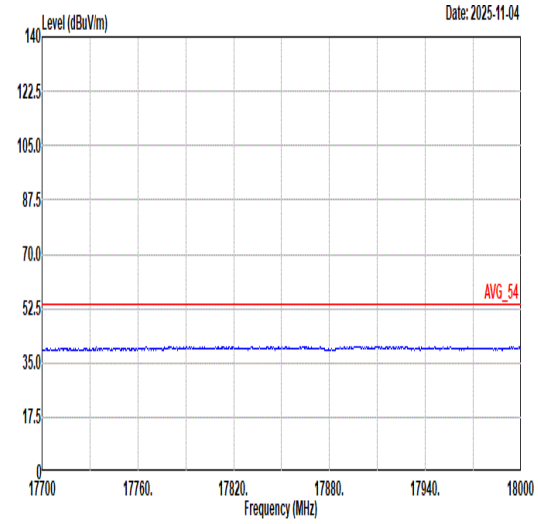 Site : 03CH07-HY Condition: AVG_54 3m HF_ANT_00075962 VERTICAL

Mode	19	
	Band Edge - L	
	U-NII-2C_5.47-5.725_802.11ax HE20_CH116_Full RU_5580MHz	
ANT	0	
Pol.	Horizontal	Fundamental
Peak	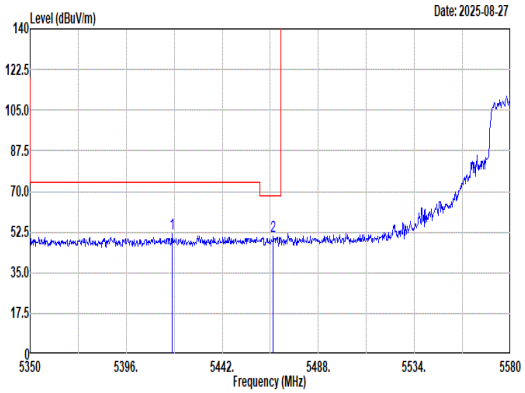 Site : 03CH07-HY Condition: PEAK_BE(UNII)_B3 3m HF_ANT_00075962 HORIZONTAL : RBW:1000.000kHz VBW:3000.000kHz SWT:Auto 1 5418.08 51.91 74.00 -22.09 38.38 34.64 12.61 33.72 0.00 212 198 Peak 2 5466.38 50.52 68.20 -17.68 36.78 34.77 12.70 33.73 0.00 212 198 Peak	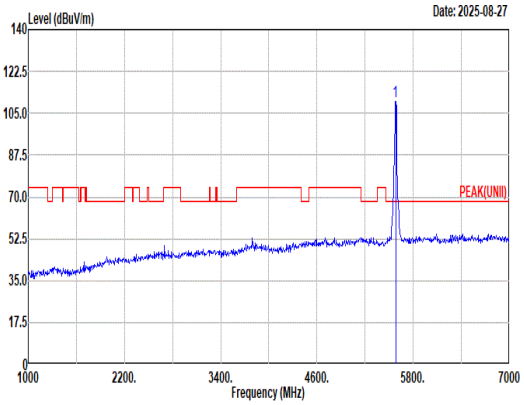 Site : 03CH07-HY Condition: PEAK(UNII) 3m HF_ANT_00075962 HORIZONTAL : RBW:1000.000kHz VBW:3000.000kHz SWT:Auto 1 5580.00 109.71 ------ ------ 95.78 34.84 12.91 33.82 0.00 212 198 Peak
Avg	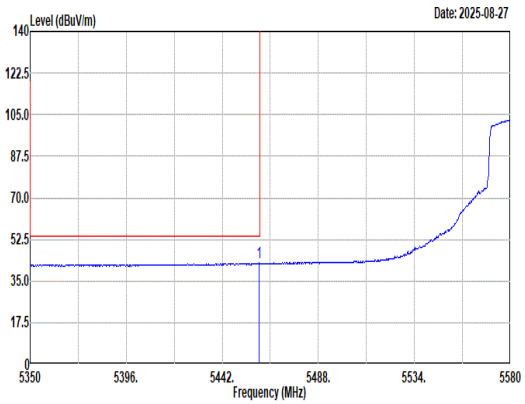 Site : 03CH07-HY Condition: AVG_BE(UNII)_B3 3m HF_ANT_00075962 HORIZONTAL : RBW:1000.000kHz VBW:1.000kHz SWT:Auto 1 5459.48 42.53 54.00 -11.47 28.83 34.74 12.69 33.73 0.00 212 198 Average	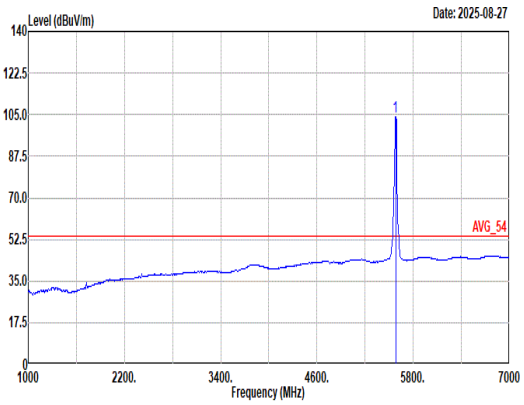 Site : 03CH07-HY Condition: AVG_54 3m HF_ANT_00075962 HORIZONTAL : RBW:1000.000kHz VBW:1.000kHz SWT:Auto 1 5580.00 104.01 ------ ------ 90.08 34.84 12.91 33.82 0.00 212 198 Average

Mode	19	
	Band Edge - R	
	U-NII-2C_5.47-5.725_802.11ax HE20_CH116_Full RU_5580MHz	
ANT	0	
Pol.	Horizontal	Fundamental
Peak	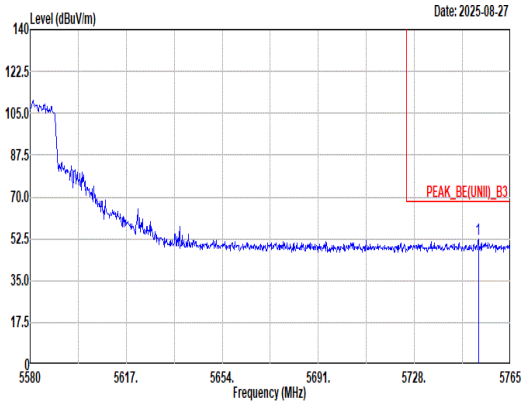 Site : 03CH07-HY Condition: PEAK_BE(UNII)_B3 3m HF_ANT_00075962 HORIZONTAL : RBW:1000.000kHz VBW:3000.000kHz SWT:Auto Limit Read Ant Cable Preamp Aux APos TPos Freq Level Line Margin Level Factor Loss Factor Factor Remark MHz dBuV/m dBuV/m dB dBuV dB/m dB dB dB cm deg 1 5752.61 52.26 68.20 -15.94 38.19 35.00 13.08 34.01 0.00 212 198 Peak	Blank

Mode	19	
	Band Edge - L	
	U-NII-2C_5.47-5.725_802.11ax HE20_CH116_Full RU_5580MHz	
ANT	0	
Pol.	Vertical	Fundamental
Peak	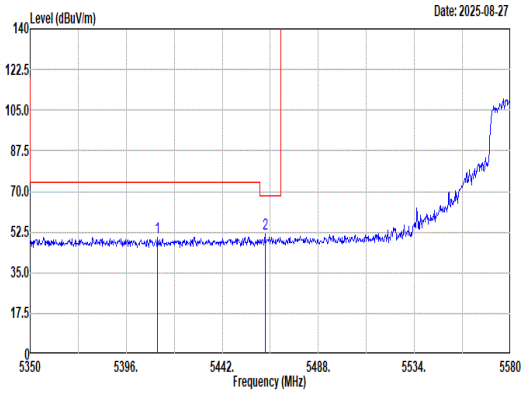 Site : 03CH07-HY Condition: PEAK_BE(UNII)_B3 3m HF_ANT_00075962 VERTICAL : RBW:1000.000kHz VBW:3000.000kHz SWT:Auto 1 5410.95 50.41 74.00 -23.59 36.91 34.62 12.60 33.72 0.00 214 180 Peak 2 5462.47 51.71 68.20 -16.49 37.99 34.75 12.70 33.73 0.00 214 180 Peak	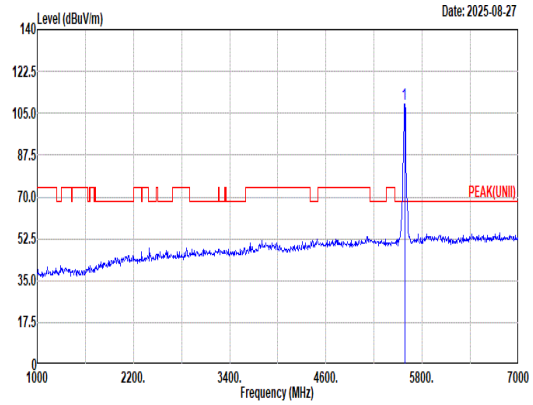 Site : 03CH07-HY Condition: PEAK(UNII) 3m HF_ANT_00075962 VERTICAL : RBW:1000.000kHz VBW:3000.000kHz SWT:Auto 1 5580.00 109.08 ------ ------ 95.15 34.83 12.92 33.82 0.00 214 180 Peak
Avg	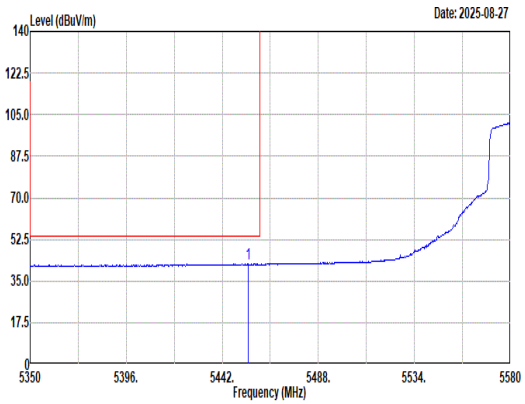 Site : 03CH07-HY Condition: AVG_BE(UNII)_B3 3m HF_ANT_00075962 VERTICAL : RBW:1000.000kHz VBW:1.000kHz SWT:Auto 1 5454.42 42.13 54.00 -11.87 28.46 34.72 12.68 33.73 0.00 214 180 Average	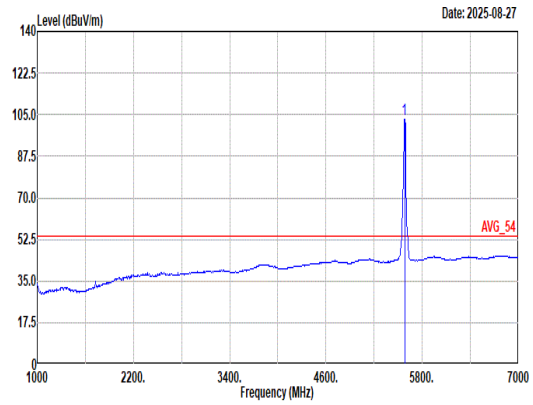 Site : 03CH07-HY Condition: AVG_54 3m HF_ANT_00075962 VERTICAL : RBW:1000.000kHz VBW:1.000kHz SWT:Auto 1 5580.00 102.96 ------ ------ 89.03 34.84 12.91 33.82 0.00 214 180 Average

Mode	19	
	Band Edge - R	
	U-NII-2C_5.47-5.725_802.11ax HE20_CH116_Full RU_5580MHz	
ANT	0	
Pol.	Vertical	Fundamental
Peak	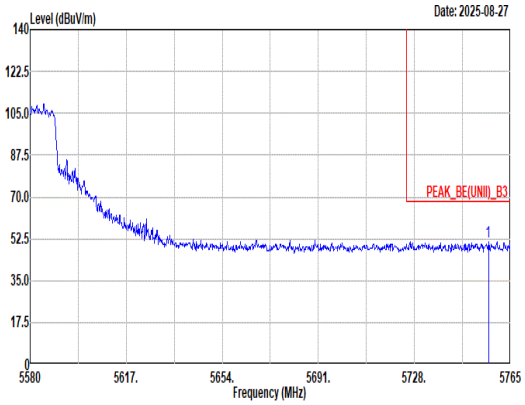 Site : 03CH07-HY Condition: PEAK_BE(UNII)_B3 3m HF_ANT_00075962 VERTICAL : RBW:1000.000kHz VBW:3000.000kHz SWT:Auto Limit Read Ant Cable Preamp Aux APos TPos Freq Level Line Margin Level Factor Loss Factor Factor Remark MHz dBuV/m dBuV/m dB dBuV dB/m dB dB dB cm deg 1 5756.49 51.22 68.20 -16.98 37.16 35.00 13.08 34.02 0.00 214 180 Peak	Blank

Mode	19	
	Harmonic	
	U-NII-2C_5.47-5.725_802.11ax HE20_CH116_Full RU_5580MHz	
ANT	0	
Pol.	Horizontal	Vertical
Peak Avg	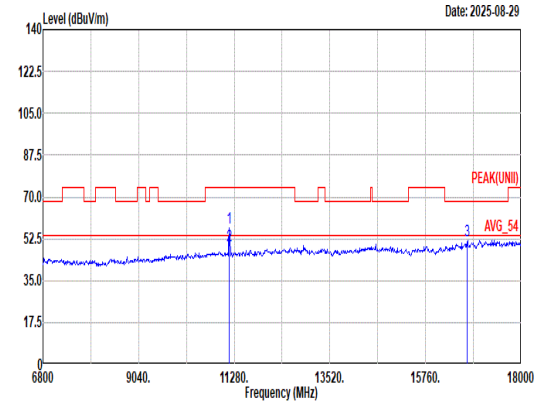 Site : 03CH07-HY Condition: PEAK(UNII) 3m HF_ANT_00075962 HORIZONTAL Freq Level Limit Line Margin Read Level Ant Factor Cable Loss Preamp Factor Aux Factor APos TPos Remark MHz dBuV/m dBuV/m dB dBuV dB/m dB dB dB cm deg 1 11160.00 56.80 74.00 -17.20 57.00 37.92 18.73 58.01 1.16 200 21 Peak 2 11160.00 49.85 54.00 -4.15 50.05 37.92 18.73 58.01 1.16 200 21 Average 3 16740.00 51.95 68.20 -16.25 42.29 42.08 22.15 55.88 1.31 -- -- Peak	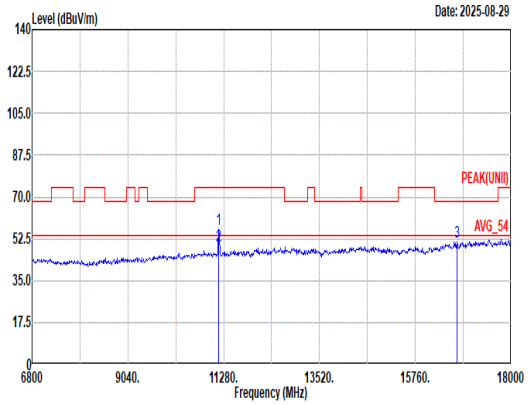 Site : 03CH07-HY Condition: PEAK(UNII) 3m HF_ANT_00075962 VERTICAL Freq Level Limit Line Margin Read Level Ant Factor Cable Loss Preamp Factor Aux Factor APos TPos Remark MHz dBuV/m dBuV/m dB dBuV dB/m dB dB dB cm deg 1 11160.00 56.51 74.00 -17.49 56.71 37.92 18.73 58.01 1.16 100 202 Peak 2 11160.00 49.48 54.00 -4.52 49.68 37.92 18.73 58.01 1.16 100 202 Average 3 16740.00 51.07 68.20 -17.13 41.41 42.08 22.15 55.88 1.31 -- -- Peak

Mode	19	
	Harmonic	
	U-NII-2C_5.47-5.725_802.11ax HE20_CH116_Full RU_5580MHz	
ANT	0	
Pol.	Horizontal	Vertical
14.47G ~14.5G Avg	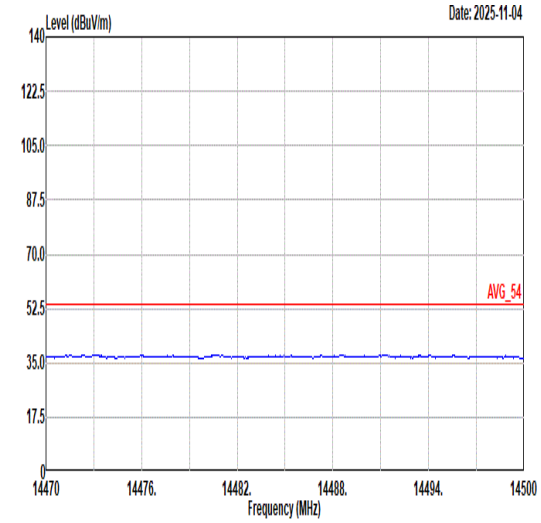 Site : 03CH07-HY Condition: AVG_54 3m HF_ANT_00075962 HORIZONTAL	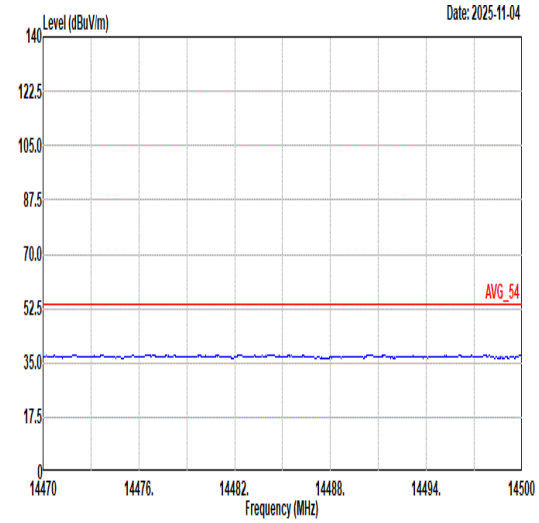 Site : 03CH07-HY Condition: AVG_54 3m HF_ANT_00075962 VERTICAL
17.7G ~18G Avg	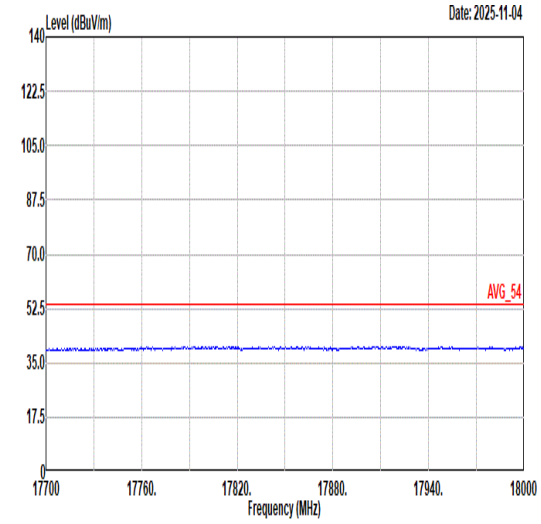 Site : 03CH07-HY Condition: AVG_54 3m HF_ANT_00075962 HORIZONTAL	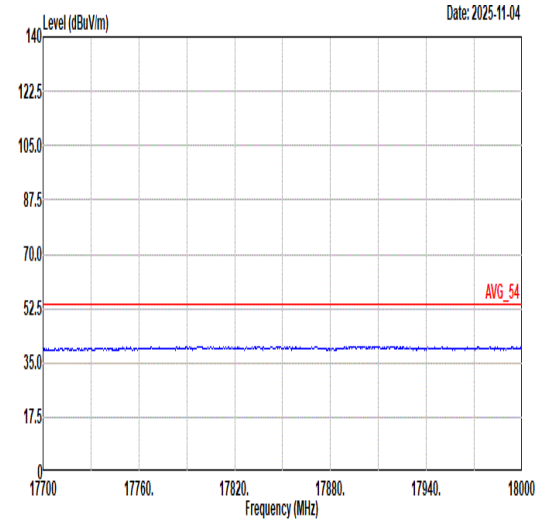 Site : 03CH07-HY Condition: AVG_54 3m HF_ANT_00075962 VERTICAL

Mode	20	
	Band Edge	
	U-NII-2C_5.47-5.725_802.11ax HE20_CH140_Full RU_5700MHz	
ANT	0	
Pol.	Horizontal	Fundamental
Peak	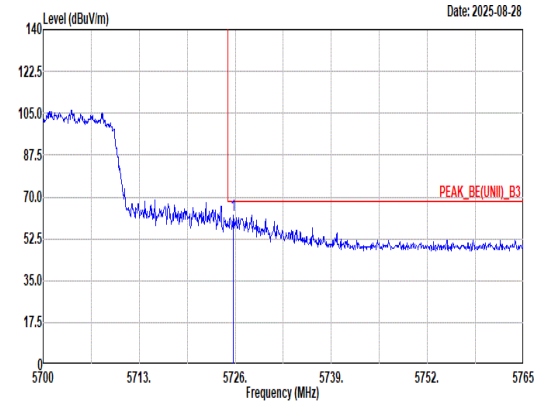 Site : 03CH07-HY Condition: PEAK_BE(UNII)_B3 3m HF_ANT_00075962 HORIZONTAL : RBW:1000.000kHz VBW:3000.000kHz SWT:Auto Freq Level Limit Line Margin Read Level Ant Factor Cable Loss Preamp Factor Aux Factor APos TPos Remark MHz dBuV/m dBuV/m dB dBuV dB/m dB dB dB cm deg 1 5725.74 62.59 68.20 -5.61 48.51 35.00 13.06 33.98 0.00 224 61 Peak	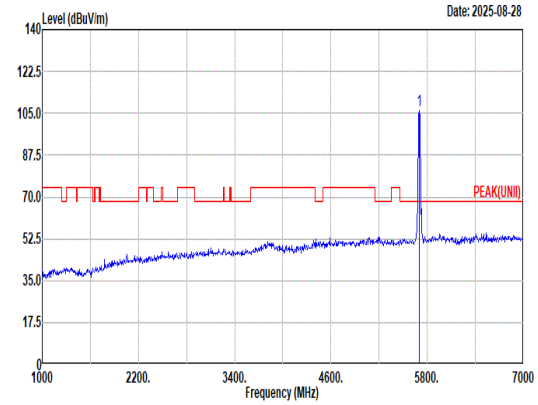 Site : 03CH07-HY Condition: PEAK(UNII) 3m HF_ANT_00075962 HORIZONTAL : RBW:1000.000kHz VBW:3000.000kHz SWT:Auto Freq Level Limit Line Margin Read Level Ant Factor Cable Loss Preamp Factor Aux Factor APos TPos Remark MHz dBuV/m dBuV/m dB dBuV dB/m dB dB dB cm deg 1 5700.00 106.04 ------ ------ 91.96 35.00 13.03 33.95 0.00 224 61 Peak
Avg	Blank	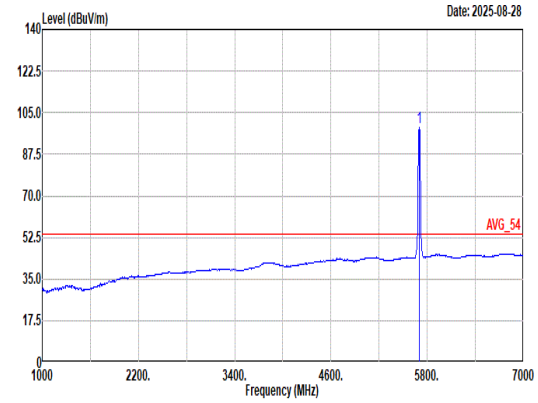 Site : 03CH07-HY Condition: AVG_54 3m HF_ANT_00075962 HORIZONTAL : RBW:1000.000kHz VBW:1.000kHz SWT:Auto Freq Level Limit Line Margin Read Level Ant Factor Cable Loss Preamp Factor Aux Factor APos TPos Remark MHz dBuV/m dBuV/m dB dBuV dB/m dB dB dB cm deg 1 5700.00 98.96 ------ ------ 84.88 35.00 13.04 33.96 0.00 224 61 Average

Mode	20	
	Band Edge	
	U-NII-2C_5.47-5.725_802.11ax HE20_CH140_Full RU_5700MHz	
ANT	0	
Pol.	Vertical	Fundamental
Peak	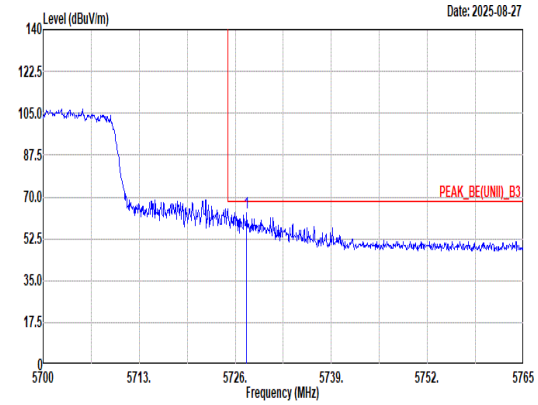 Site : 03CH07-HY Condition: PEAK_BE(UNII)_B3 3m HF_ANT_00075962 VERTICAL : RBW:1000.000kHz VBW:3000.000kHz SWT:Auto Freq Level Limit Line Margin Read Level Ant Factor Cable Loss Preamp Factor Aux Factor APos TPos Remark MHz dBuV/m dBuV/m dB dBuV dB/m dB dB dB cm deg 1 5727.56 63.46 68.20 -4.74 49.38 35.00 13.06 33.98 0.00 211 178 Peak	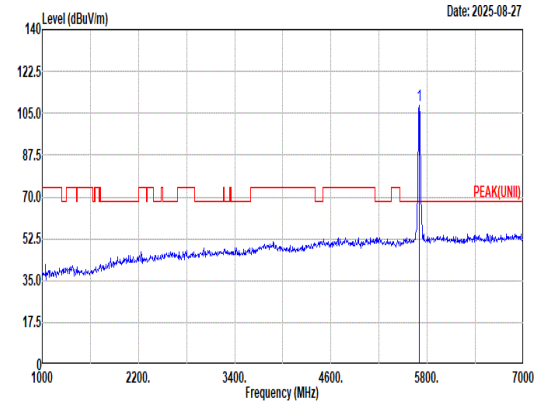 Site : 03CH07-HY Condition: PEAK(UNII) 3m HF_ANT_00075962 VERTICAL : RBW:1000.000kHz VBW:3000.000kHz SWT:Auto Freq Level Limit Line Margin Read Level Ant Factor Cable Loss Preamp Factor Aux Factor APos TPos Remark MHz dBuV/m dBuV/m dB dBuV dB/m dB dB dB cm deg 1 5700.00 108.49 ------ ------ 94.41 35.00 13.03 33.95 0.00 211 178 Peak
Avg	Blank	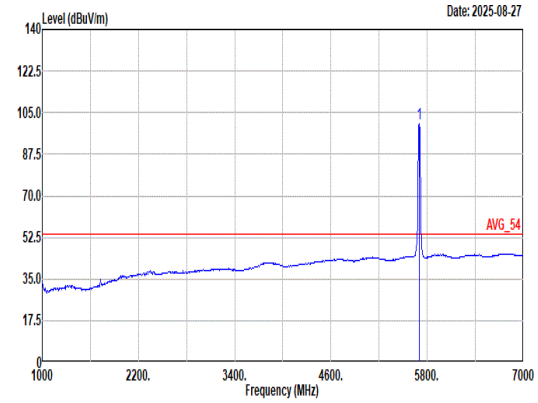 Site : 03CH07-HY Condition: AVG_54 3m HF_ANT_00075962 VERTICAL : RBW:1000.000kHz VBW:1.000kHz SWT:Auto Freq Level Limit Line Margin Read Level Ant Factor Cable Loss Preamp Factor Aux Factor APos TPos Remark MHz dBuV/m dBuV/m dB dBuV dB/m dB dB dB cm deg 1 5700.00 100.41 ------ ------ 86.33 35.00 13.03 33.95 0.00 211 178 Average

Mode	20	
	Harmonic	
	U-NII-2C_5.47-5.725_802.11ax HE20_CH140_Full RU_5700MHz	
ANT	0	
Pol.	Horizontal	Vertical
Peak Avg	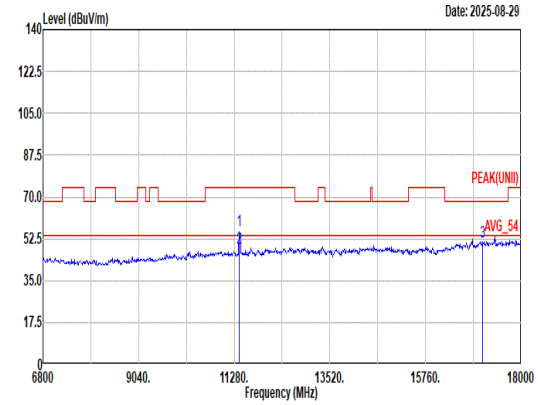 Site : 03CH07-HY Condition: PEAK(UNII) 3m HF_ANT_00075962 HORIZONTAL Freq Level Limit Line Margin Read Level Ant Factor Cable Loss Preamp Factor Aux Factor APos TPos Remark MHz dBuV/m dBuV/m dB dBuV dB/m dB dB dB cm deg 1 11400.00 56.16 74.00 -17.84 55.44 38.10 18.90 57.47 1.19 200 197 Peak 2 11400.00 48.43 54.00 -5.57 47.71 38.10 18.90 57.47 1.19 200 197 Average 3 17100.00 51.19 68.20 -17.01 41.49 41.80 22.44 55.88 1.34 -- -- Peak	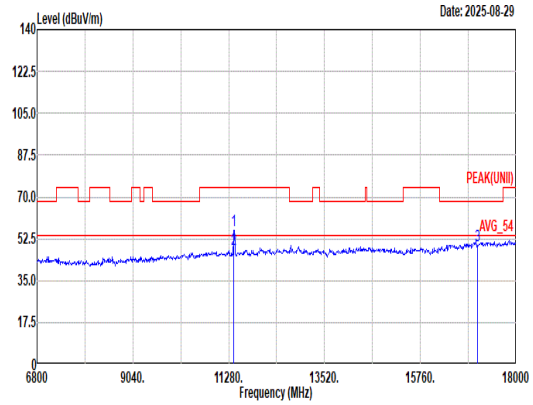 Site : 03CH07-HY Condition: PEAK(UNII) 3m HF_ANT_00075962 VERTICAL Freq Level Limit Line Margin Read Level Ant Factor Cable Loss Preamp Factor Aux Factor APos TPos Remark MHz dBuV/m dBuV/m dB dBuV dB/m dB dB dB cm deg 1 11400.00 55.82 74.00 -18.18 55.10 38.10 18.90 57.47 1.19 300 183 Peak 2 11400.00 47.91 54.00 -6.09 47.19 38.10 18.90 57.47 1.19 300 183 Average 3 17100.00 49.59 68.20 -18.61 39.89 41.80 22.44 55.88 1.34 -- -- Peak

Mode	20	
	Harmonic	
	U-NII-2C_5.47-5.725_802.11ax HE20_CH140_Full RU_5700MHz	
ANT	0	
Pol.	Horizontal	Vertical
14.47G ~14.5G Avg	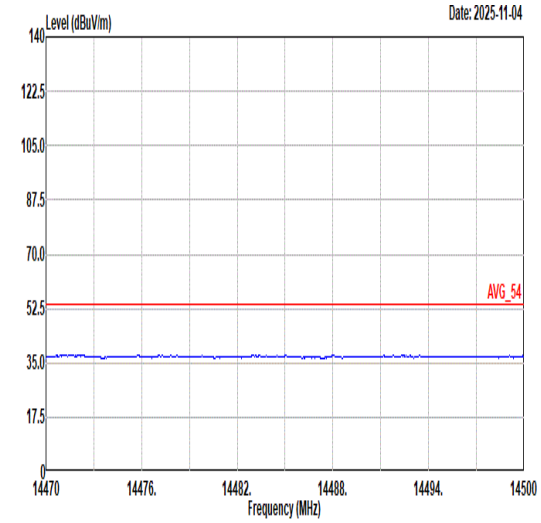 Site : 03CH07-HY Condition: AVG_54 3m HF_ANT_00075962 HORIZONTAL	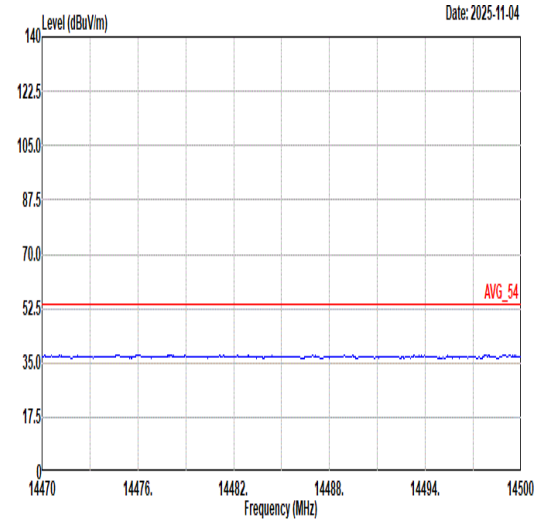 Site : 03CH07-HY Condition: AVG_54 3m HF_ANT_00075962 VERTICAL
17.7G ~18G Avg	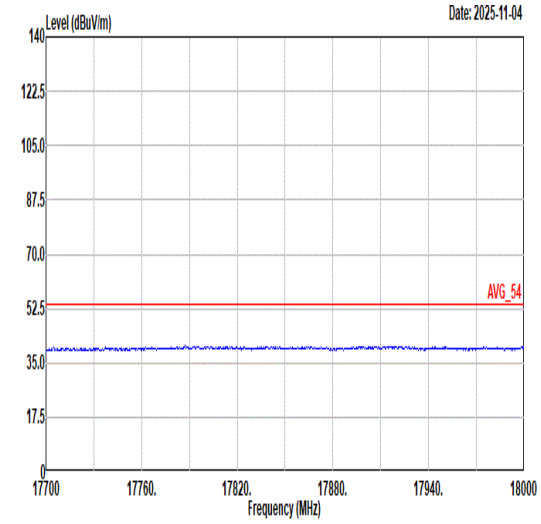 Site : 03CH07-HY Condition: AVG_54 3m HF_ANT_00075962 HORIZONTAL	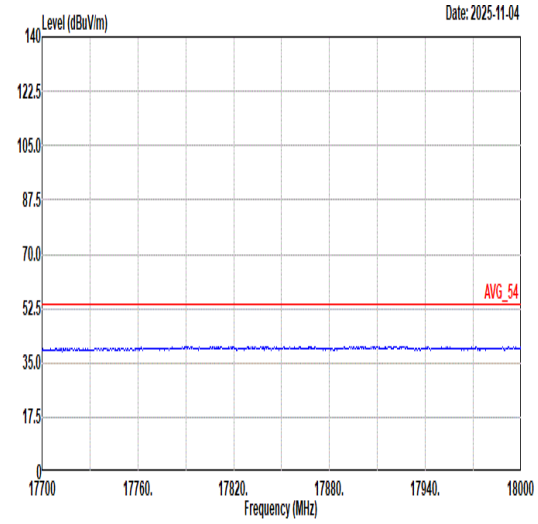 Site : 03CH07-HY Condition: AVG_54 3m HF_ANT_00075962 VERTICAL

Mode	21	
	Band Edge	
	U-NII-2C_5.47-5.725_802.11ax HE20_CH140_Partial_106/54RU _5700MHz	
ANT	0	
Pol.	Horizontal	Fundamental
Peak	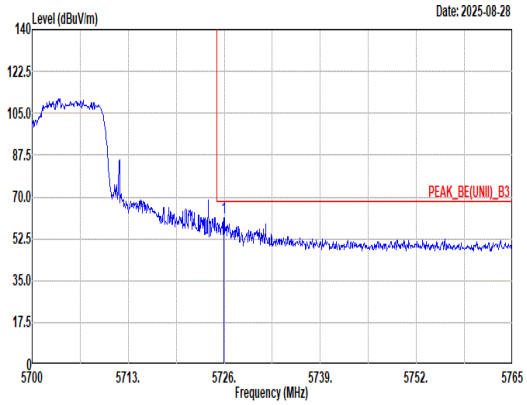 Site : 03CH07-HY Condition: PEAK_BE(UNII)_B3 3m HF_ANT_00075962 HORIZONTAL : RBW:1000.000kHz VBW:3000.000kHz SWT:Auto Freq Level Limit Line Margin Read Level Ant Factor Cable Loss Preamp Factor Aux Factor APos TPos Remark MHz dBuV/m dBuV/m dB dBuV dB/m dB dB dB cm deg 1 5725.94 61.05 68.20 -7.15 46.97 35.00 13.06 33.98 0.00 200 202 Peak	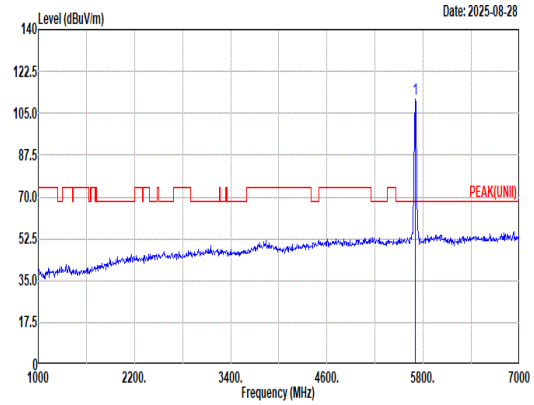 Site : 03CH07-HY Condition: PEAK(UNII) 3m HF_ANT_00075962 HORIZONTAL : RBW:1000.000kHz VBW:3000.000kHz SWT:Auto Freq Level Limit Line Margin Read Level Ant Factor Cable Loss Preamp Factor Aux Factor APos TPos Remark MHz dBuV/m dBuV/m dB dBuV dB/m dB dB dB cm deg 1 5700.00 110.92 ------ ------ 96.84 35.00 13.04 33.96 0.00 200 202 Peak
Avg	Blank	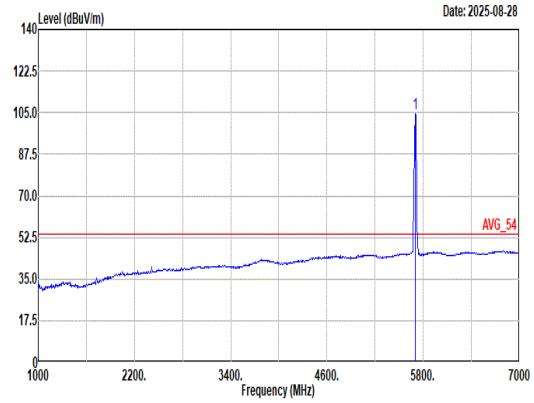 Site : 03CH07-HY Condition: AVG_54 3m HF_ANT_00075962 HORIZONTAL : RBW:1000.000kHz VBW:5.600kHz SWT:Auto Freq Level Limit Line Margin Read Level Ant Factor Cable Loss Preamp Factor Aux Factor APos TPos Remark MHz dBuV/m dBuV/m dB dBuV dB/m dB dB dB cm deg 1 5700.00 104.61 ------ ------ 90.53 35.00 13.04 33.96 0.00 200 202 Average

Mode	21	
	Band Edge	
	U-NII-2C_5.47-5.725_802.11ax HE20_CH140_Partial_106/54RU _5700MHz	
ANT	0	
Pol.	Vertical	Fundamental
Peak	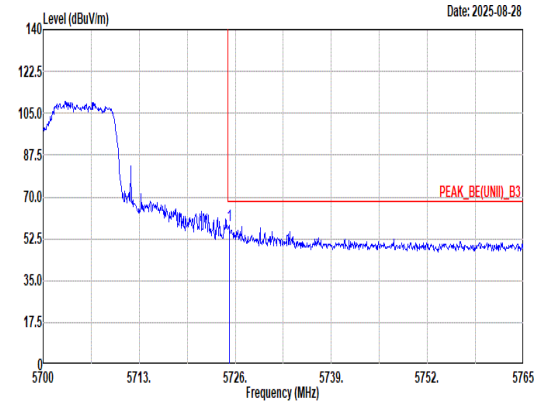 Site : 03CH07-HY Condition: PEAK_BE(UNII)_B3 3m HF_ANT_00075962 VERTICAL : RBW:1000.000kHz VBW:3000.000kHz SWT:Auto Freq Level Limit Line Margin Read Level Ant Factor Cable Loss Preamp Factor Aux Factor APos TPos Remark MHz dBuV/m dBuV/m dB dBuV dB/m dB dB dB cm deg 1 5725.16 58.37 68.20 -9.83 44.29 35.00 13.06 33.98 0.00 194 183 Peak	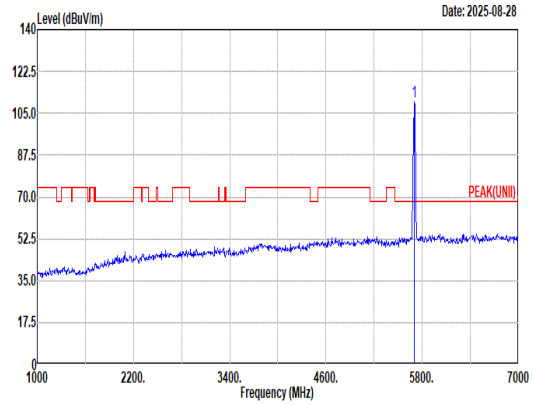 Site : 03CH07-HY Condition: PEAK(UNII) 3m HF_ANT_00075962 VERTICAL : RBW:1000.000kHz VBW:3000.000kHz SWT:Auto Freq Level Limit Line Margin Read Level Ant Factor Cable Loss Preamp Factor Aux Factor APos TPos Remark MHz dBuV/m dBuV/m dB dBuV dB/m dB dB dB cm deg 1 5700.00 110.02 ------ ------ 95.94 35.00 13.04 33.96 0.00 194 183 Peak
Avg	Blank	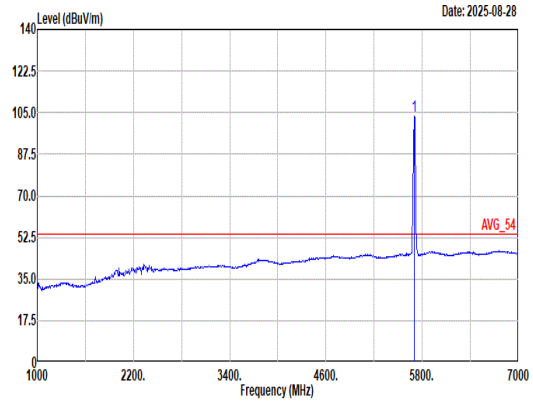 Site : 03CH07-HY Condition: AVG_54 3m HF_ANT_00075962 VERTICAL : RBW:1000.000kHz VBW:5.600kHz SWT:Auto Freq Level Limit Line Margin Read Level Ant Factor Cable Loss Preamp Factor Aux Factor APos TPos Remark MHz dBuV/m dBuV/m dB dBuV dB/m dB dB dB cm deg 1 5700.00 103.58 ------ ------ 89.50 35.00 13.04 33.96 0.00 194 183 Average

Mode	22	
	Band Edge - L	
	U-NII-2C_5.47-5.725_802.11a_CH144_5720MHz	
ANT	0	
Pol.	Horizontal	Fundamental
Peak	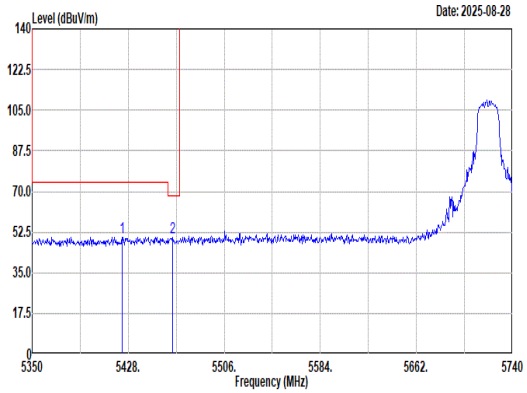 Site : 03CH07-HY Condition: STRADDLES U-NII-1&2A 3m HF_ANT_00075962 HORIZONTAL : RBW:1000.000kHz VBW:3000.000kHz SWT:Auto Freq Level Limit Line Margin Read Level Ant Factor Cable Loss Preamp Factor Aux Factor APos TPos Remark MHz dBuV/m dBuV/m dB dBuV dB/m dB dB dB cm deg 1 5423.32 50.45 74.00 -23.55 36.90 34.65 12.62 33.72 0.00 398 220 Peak 2 5463.88 49.95 68.20 -18.25 36.22 34.76 12.70 33.73 0.00 398 220 Peak	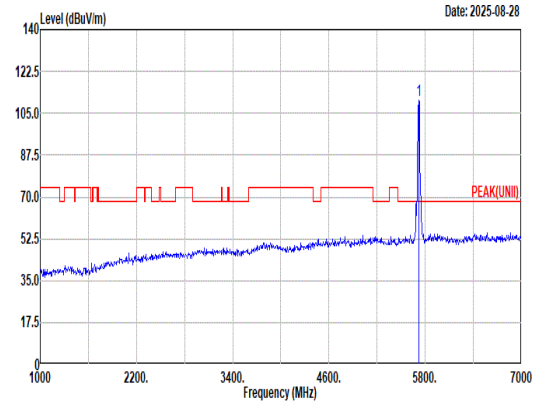 Site : 03CH07-HY Condition: PEAK(UNII) 3m HF_ANT_00075962 HORIZONTAL : RBW:1000.000kHz VBW:3000.000kHz SWT:Auto Freq Level Limit Line Margin Read Level Ant Factor Cable Loss Preamp Factor Aux Factor APos TPos Remark MHz dBuV/m dBuV/m dB dBuV dB/m dB dB dB cm deg 1 5720.00 110.41 ------ ------ 96.33 35.00 13.05 33.97 0.00 398 220 Peak
Avg	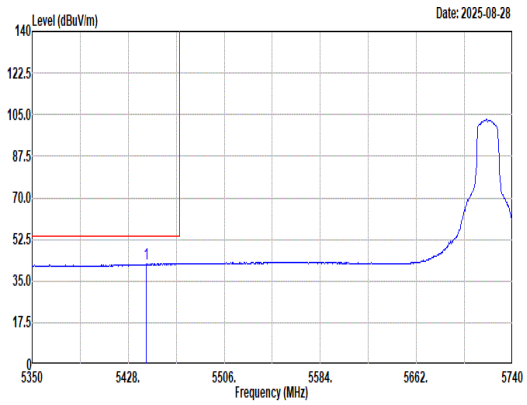 Site : 03CH07-HY Condition: U-NII-1&2A AVERAGE 3m HF_ANT_00075962 HORIZONTAL : RBW:1000.000kHz VBW:0.750kHz SWT:Auto Freq Level Limit Line Margin Read Level Ant Factor Cable Loss Preamp Factor Aux Factor APos TPos Remark MHz dBuV/m dBuV/m dB dBuV dB/m dB dB dB cm deg 1 5442.82 42.15 54.00 -11.85 28.52 34.69 12.66 33.72 0.00 398 220 Average	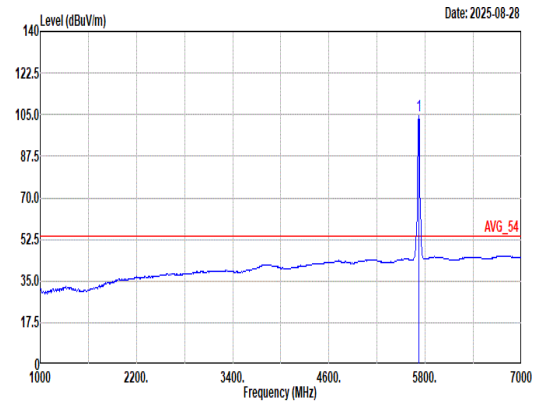 Site : 03CH07-HY Condition: AVG_54 3m HF_ANT_00075962 HORIZONTAL : RBW:1000.000kHz VBW:0.750kHz SWT:Auto Freq Level Limit Line Margin Read Level Ant Factor Cable Loss Preamp Factor Aux Factor APos TPos Remark MHz dBuV/m dBuV/m dB dBuV dB/m dB dB dB cm deg 1 5720.00 104.35 ------ ------ 90.27 35.00 13.05 33.97 0.00 398 220 Average

Mode	22	
	Band Edge - R	
	U-NII-2C_5.47-5.725_802.11a_CH144_5720MHz	
ANT	0	
Pol.	Horizontal	Fundamental
Peak	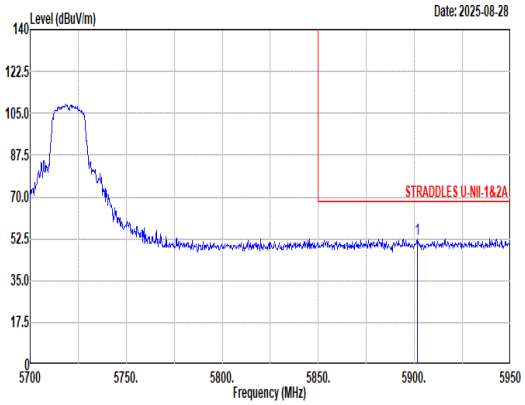 Site : 03CH07-HY Condition: STRADDLES U-NII-1&2A 3m HF_ANT_00075962 HORIZONTAL : RBW:1000.000kHz VBW:3000.000kHz SWT:Auto Limit Read Ant Cable Preamp Aux APos TPos Freq Level Line Margin Level Factor Loss Factor Factor Remark MHz dBuV/m dBuV/m dB dBuV dB/m dB dB dB cm deg 1 5901.50 52.55 68.20 -15.65 38.26 35.20 13.27 34.18 0.00 398 220 Peak	Blank

Mode	22	
	Band Edge - L	
	U-NII-2C_5.47-5.725_802.11a_CH144_5720MHz	
ANT	0	
Pol.	Vertical	Fundamental
Peak	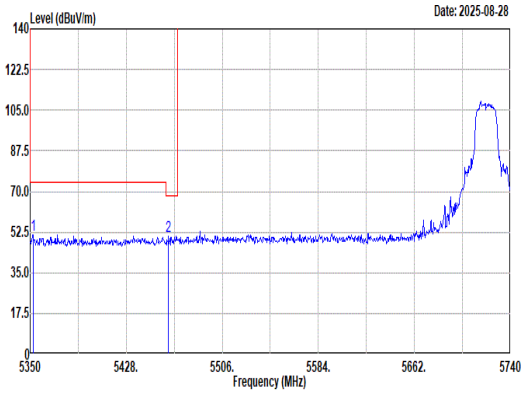 Site : 03CH07-HY Condition: STRADDLES U-NII-1&2A 3m HF_ANT_00075962 VERTICAL : RBW:1000.000kHz VBW:3000.000kHz SWT:Auto Freq Level Limit Line Margin Read Level Ant Factor Cable Loss Preamp Factor Aux Factor APos TPos Remark MHz dBuV/m dBuV/m dB dBuV dB/m dB dB dB cm deg 1 5352.34 51.33 74.00 -22.67 37.81 34.70 12.54 33.72 0.00 214 194 Peak 2 5462.32 50.58 68.20 -17.62 36.86 34.75 12.70 33.73 0.00 214 194 Peak	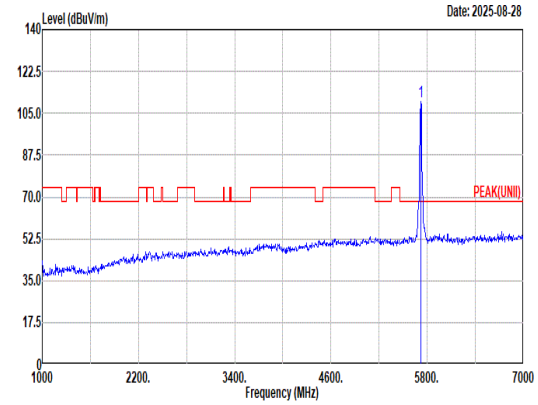 Site : 03CH07-HY Condition: PEAK(UNII) 3m HF_ANT_00075962 VERTICAL : RBW:1000.000kHz VBW:3000.000kHz SWT:Auto Freq Level Limit Line Margin Read Level Ant Factor Cable Loss Preamp Factor Aux Factor APos TPos Remark MHz dBuV/m dBuV/m dB dBuV dB/m dB dB dB cm deg 1 5720.00 109.66 ------ ------ 95.58 35.00 13.05 33.97 0.00 214 194 Peak
Avg	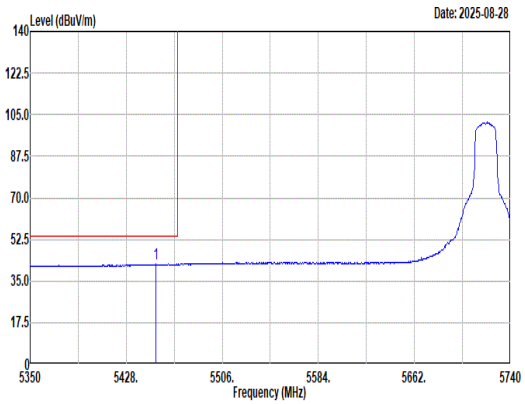 Site : 03CH07-HY Condition: U-NII-1&2A AVERAGE 3m HF_ANT_00075962 VERTICAL : RBW:1000.000kHz VBW:0.750kHz SWT:Auto Freq Level Limit Line Margin Read Level Ant Factor Cable Loss Preamp Factor Aux Factor APos TPos Remark MHz dBuV/m dBuV/m dB dBuV dB/m dB dB dB cm deg 1 5451.79 42.01 54.00 -11.99 28.35 34.71 12.68 33.73 0.00 214 194 Average	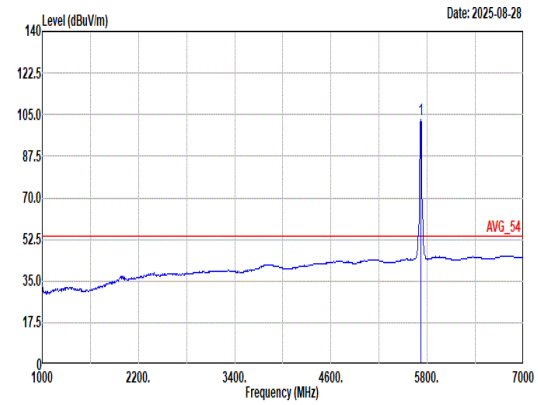 Site : 03CH07-HY Condition: AVG_54 3m HF_ANT_00075962 VERTICAL : RBW:1000.000kHz VBW:0.750kHz SWT:Auto Freq Level Limit Line Margin Read Level Ant Factor Cable Loss Preamp Factor Aux Factor APos TPos Remark MHz dBuV/m dBuV/m dB dBuV dB/m dB dB dB cm deg 1 5720.00 103.18 ------ ------ 89.11 35.00 13.05 33.98 0.00 214 194 Average

Mode	22	
	Band Edge - R	
	U-NII-2C_5.47-5.725_802.11a_CH144_5720MHz	
ANT	0	
Pol.	Vertical	Fundamental
Peak	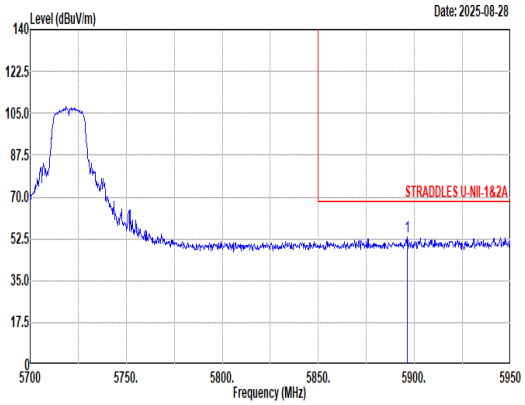 Site : 03CH07-HY Condition: STRADDLES U-NII-1&2A 3m HF_ANT_00075962 VERTICAL : RBW:1000.000kHz VBW:3000.000kHz SWT:Auto Freq Level Limit Line Margin Read Level Ant Factor Cable Loss Preamp Factor Aux Factor APos TPos Remark MHz dBuV/m dBuV/m dB dBuV dB/m dB dB dB cm deg 1 5896.25 53.24 68.20 -14.96 38.96 35.19 13.26 34.17 0.00 214 194 Peak	Blank

Mode	22	
	Harmonic	
	U-NII-2C_5.47-5.725_802.11a_CH144_5720MHz	
ANT	0	
Pol.	Horizontal	Vertical
Peak Avg	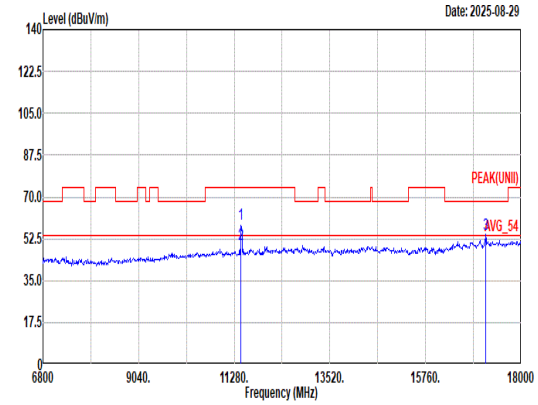 Site : 03CH07-HY Condition: PEAK(UNII) 3m HF_ANT_00075962 HORIZONTAL Freq Level Limit Line Margin Read Level Ant Factor Cable Loss Preamp Factor Aux Factor APos TPos Remark MHz dBuV/m dBuV/m dB dBuV dB/m dB dB dB cm deg 1 11440.00 58.68 74.00 -15.32 57.76 38.18 18.93 57.38 1.19 200 199 Peak 2 11440.00 50.30 54.00 -3.70 49.38 38.18 18.93 57.38 1.19 200 199 Average 3 17160.00 54.30 68.20 -13.90 44.94 41.50 22.48 55.96 1.34 100 1 Peak	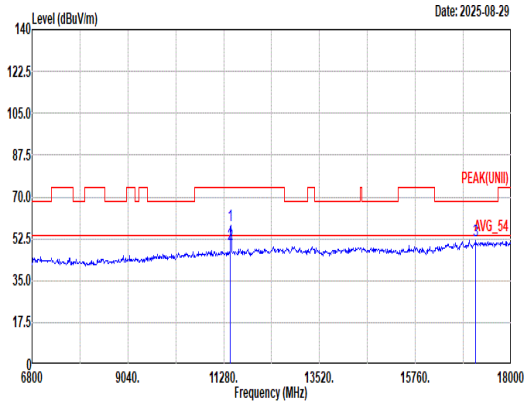 Site : 03CH07-HY Condition: PEAK(UNII) 3m HF_ANT_00075962 VERTICAL Freq Level Limit Line Margin Read Level Ant Factor Cable Loss Preamp Factor Aux Factor APos TPos Remark MHz dBuV/m dBuV/m dB dBuV dB/m dB dB dB cm deg 1 11440.00 58.32 74.00 -15.68 57.40 38.18 18.93 57.38 1.19 100 200 Peak 2 11440.00 50.11 54.00 -3.89 49.19 38.18 18.93 57.38 1.19 100 200 Average 3 17160.00 51.71 68.20 -16.49 42.35 41.50 22.48 55.96 1.34 400 166 Peak

Mode	22	
	Harmonic	
	U-NII-2C_5.47-5.725_802.11a_CH144_5720MHz	
ANT	0	
Pol.	Horizontal	Vertical
14.47G ~14.5G Avg	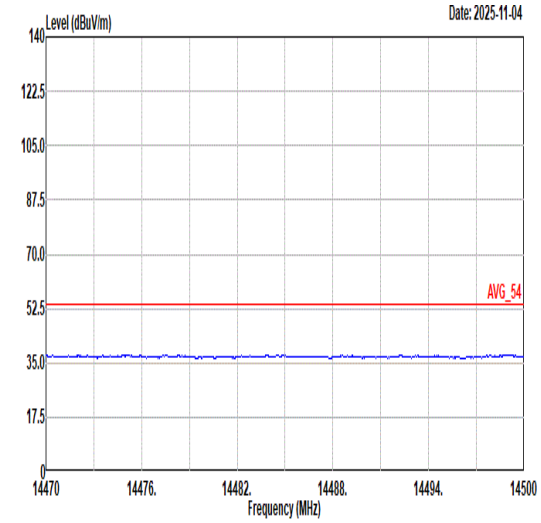 Site : 03CH07-HY Condition: AVG_54 3m HF_ANT_00075962 HORIZONTAL	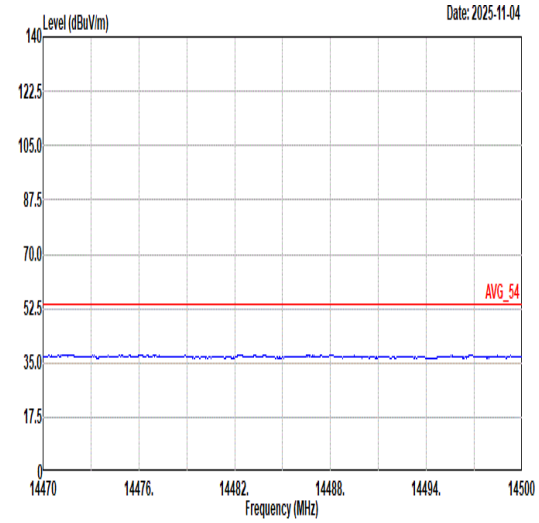 Site : 03CH07-HY Condition: AVG_54 3m HF_ANT_00075962 VERTICAL
17.7G ~18G Avg	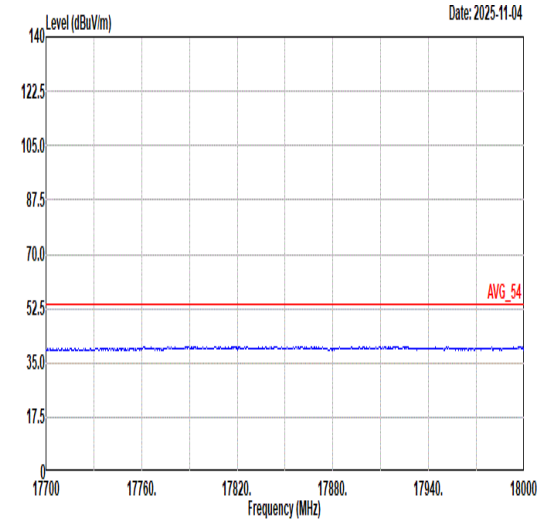 Site : 03CH07-HY Condition: AVG_54 3m HF_ANT_00075962 HORIZONTAL	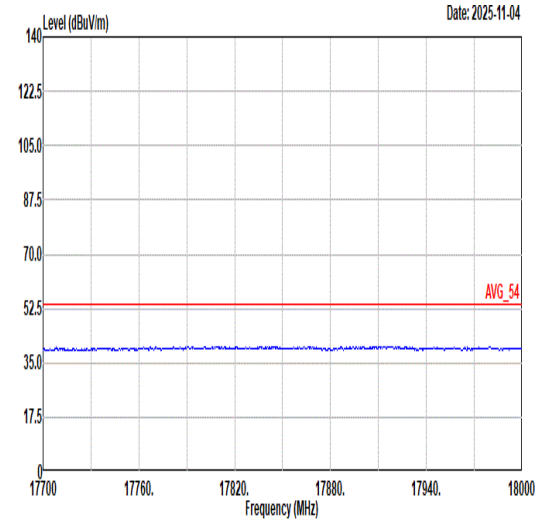 Site : 03CH07-HY Condition: AVG_54 3m HF_ANT_00075962 VERTICAL

Mode	23	
	Band Edge - L	
	U-NII-2C_5.47-5.725_802.11ax HE20_CH144_5720MHz	
ANT	0	
Pol.	Horizontal	Fundamental
Peak	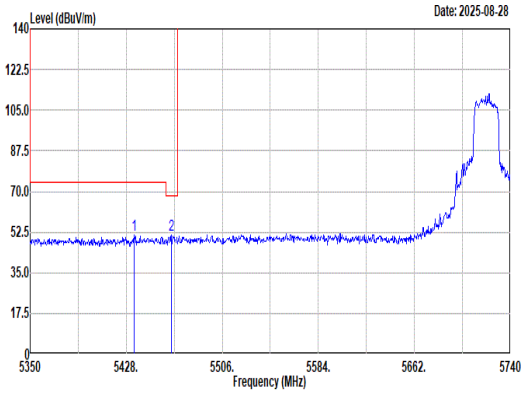 Site : 03CH07-HY Condition: STRADDLES U-NII-1&2A 3m HF_ANT_00075962 HORIZONTAL : RBW:1000.000kHz VBW:3000.000kHz SWT:Auto 1 5434.24 51.39 74.00 -22.61 37.80 34.67 12.64 33.72 0.00 398 221 Peak 2 5464.66 51.22 68.20 -16.98 37.49 34.76 12.70 33.73 0.00 398 221 Peak	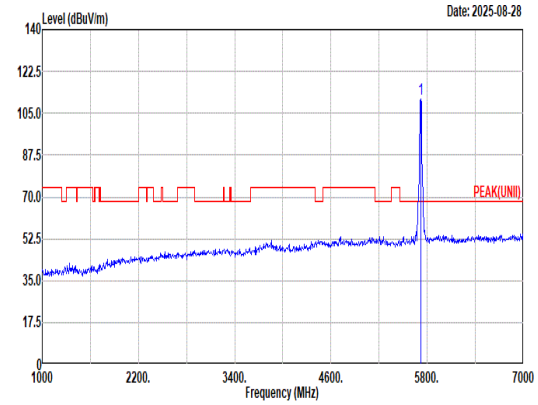 Site : 03CH07-HY Condition: PEAK(UNII) 3m HF_ANT_00075962 HORIZONTAL : RBW:1000.000kHz VBW:3000.000kHz SWT:Auto 1 5720.00 110.94 ------ ------ 96.86 35.00 13.05 33.97 0.00 398 221 Peak
Avg	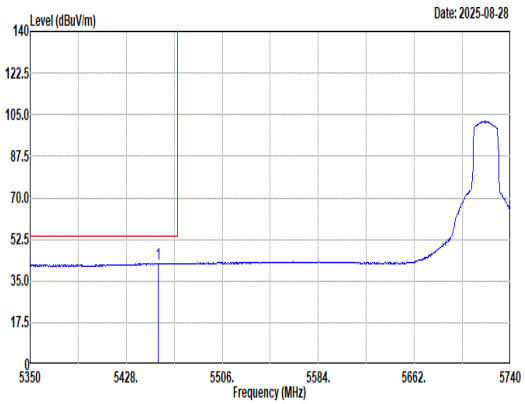 Site : 03CH07-HY Condition: U-NII-1&2A AVERAGE 3m HF_ANT_00075962 HORIZONTAL : RBW:1000.000kHz VBW:1.000kHz SWT:Auto 1 5454.13 42.53 54.00 -11.47 28.86 34.72 12.68 33.73 0.00 398 221 Average	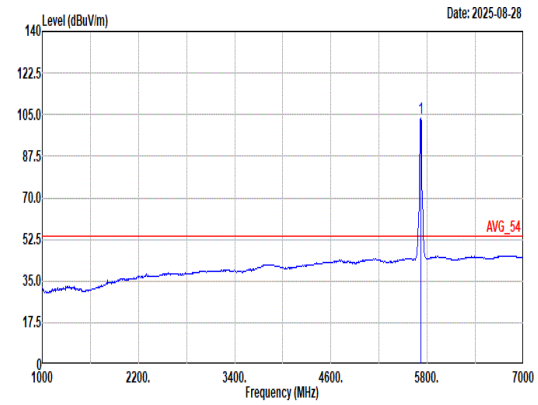 Site : 03CH07-HY Condition: AVG_54 3m HF_ANT_00075962 HORIZONTAL : RBW:1000.000kHz VBW:1.000kHz SWT:Auto 1 5720.00 103.59 ------ ------ 89.51 35.00 13.05 33.97 0.00 398 221 Average

Mode	23	
	Band Edge - R	
	U-NII-2C_5.47-5.725_802.11ax HE20_CH144_5720MHz	
ANT	0	
Pol.	Horizontal	Fundamental
Peak	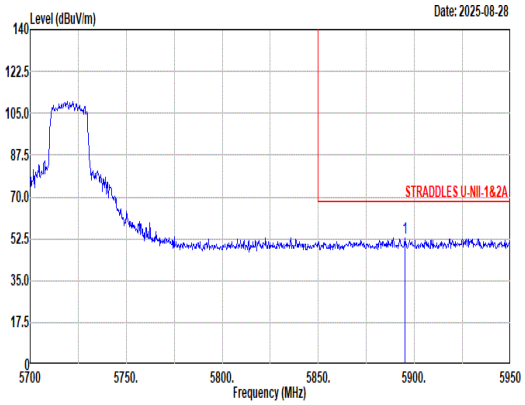 Site : 03CH07-HY Condition: STRADDLES U-NII-1&2A 3m HF_ANT_00075962 HORIZONTAL : RBW:1000.000kHz VBW:3000.000kHz SWT:Auto Limit Read Ant Cable Preamp Aux APos TPos Freq Level Line Margin Level Factor Loss Factor Factor Remark MHz dBuV/m dBuV/m dB dBuV dB/m dB dB dB cm deg 1 5895.00 52.83 68.20 -15.37 38.56 35.18 13.26 34.17 0.00 398 221 Peak	Blank

Mode	23	
	Band Edge - L	
	U-NII-2C_5.47-5.725_802.11ax HE20_CH144_5720MHz	
ANT	0	
Pol.	Vertical	Fundamental
Peak	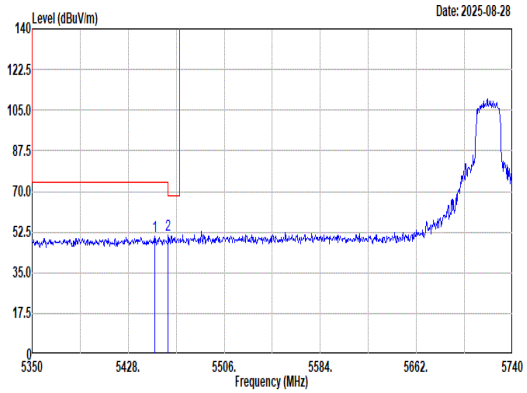 Site : 03CH07-HY Condition: STRADDLES U-NII-1&2A 3m HF_ANT_00075962 VERTICAL : RBW:1000.000kHz VBW:3000.000kHz SWT:Auto Freq Level Limit Line Margin Read Level Ant Factor Cable Loss Preamp Factor Aux Factor APos TPos Remark MHz dBuV/m dBuV/m dB dBuV dB/m dB dB dB cm deg 1 5449.84 50.91 74.00 -23.09 37.26 34.70 12.67 33.72 0.00 209 191 Peak 2 5460.37 50.98 68.20 -17.22 37.28 34.74 12.69 33.73 0.00 209 191 Peak	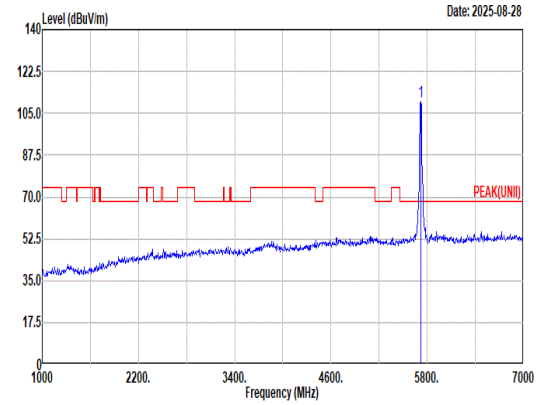 Site : 03CH07-HY Condition: PEAK(UNII) 3m HF_ANT_00075962 VERTICAL : RBW:1000.000kHz VBW:3000.000kHz SWT:Auto Freq Level Limit Line Margin Read Level Ant Factor Cable Loss Preamp Factor Aux Factor APos TPos Remark MHz dBuV/m dBuV/m dB dBuV dB/m dB dB dB cm deg 1 5720.00 109.87 ------ ------ 95.79 35.00 13.05 33.97 0.00 209 191 Peak
Avg	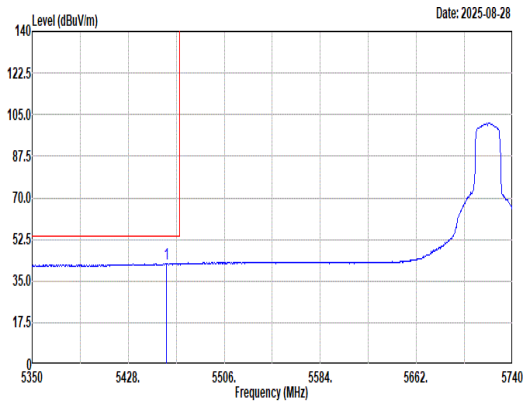 Site : 03CH07-HY Condition: U-NII-1&2A AVERAGE 3m HF_ANT_00075962 VERTICAL : RBW:1000.000kHz VBW:1.000kHz SWT:Auto Freq Level Limit Line Margin Read Level Ant Factor Cable Loss Preamp Factor Aux Factor APos TPos Remark MHz dBuV/m dBuV/m dB dBuV dB/m dB dB dB cm deg 1 5459.20 42.17 54.00 -11.83 28.47 34.74 12.69 33.73 0.00 209 191 Average	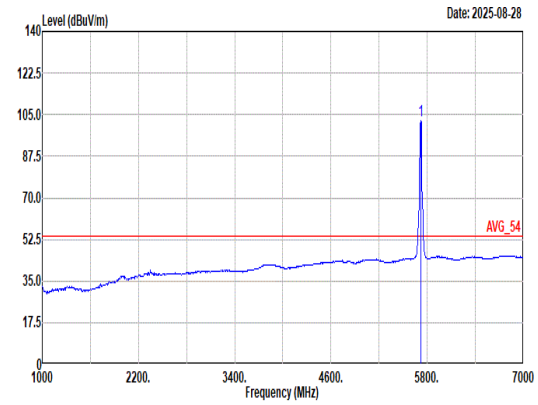 Site : 03CH07-HY Condition: AVG_54 3m HF_ANT_00075962 VERTICAL : RBW:1000.000kHz VBW:1.000kHz SWT:Auto Freq Level Limit Line Margin Read Level Ant Factor Cable Loss Preamp Factor Aux Factor APos TPos Remark MHz dBuV/m dBuV/m dB dBuV dB/m dB dB dB cm deg 1 5720.00 102.63 ------ ------ 88.56 35.00 13.05 33.98 0.00 209 191 Average

Mode	23	
	Band Edge - R	
	U-NII-2C_5.47-5.725_802.11ax HE20_CH144_5720MHz	
ANT	0	
Pol.	Vertical	Fundamental
Peak	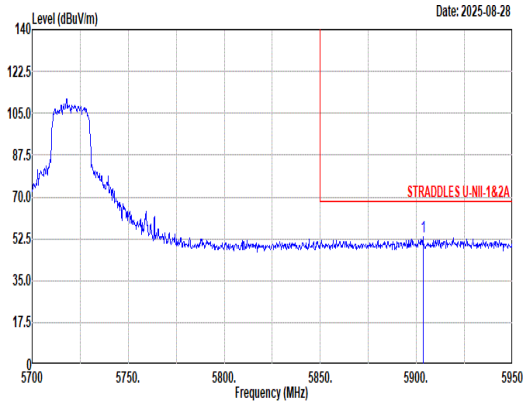 Site : 03CH07-HY Condition: STRADDLES U-NII-1&2A 3m HF_ANT_00075962 VERTICAL : RBW:1000.000kHz VBW:3000.000kHz SWT:Auto Limit Read Ant Cable Preamp Aux APos TPos Freq Level Line Margin Level Factor Loss Factor Factor Remark MHz dBuV/m dBuV/m dB dBuV dB/m dB dB dB cm deg 1 5903.50 53.13 68.20 -15.07 38.83 35.20 13.28 34.18 0.00 209 191 Peak	Blank

Mode	23	
	Harmonic	
	U-NII-2C_5.47-5.725_802.11ax HE20_CH144_5720MHz	
ANT	0	
Pol.	Horizontal	Vertical
Peak Avg	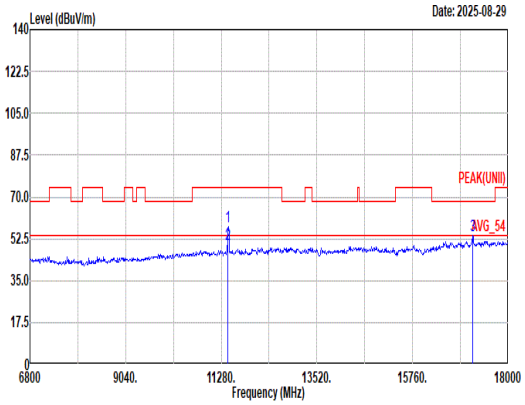 Site : 03CH07-HY Condition: PEAK(UNII) 3m HF_ANT_00075962 HORIZONTAL Freq Level Limit Line Margin Read Level Ant Factor Cable Loss Preamp Factor Aux Factor APos TPos Remark MHz dBuV/m dBuV/m dB dBuV dB/m dB dB dB cm deg 1 11440.00 57.62 74.00 -16.38 56.70 38.18 18.93 57.38 1.19 193 198 Peak 2 11440.00 49.96 54.00 -4.04 49.04 38.18 18.93 57.38 1.19 193 198 Average 3 17160.00 54.04 68.20 -14.16 44.68 41.50 22.48 55.96 1.34 200 349 Peak	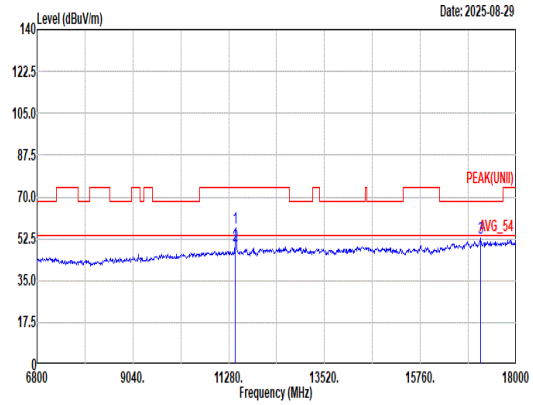 Site : 03CH07-HY Condition: PEAK(UNII) 3m HF_ANT_00075962 VERTICAL Freq Level Limit Line Margin Read Level Ant Factor Cable Loss Preamp Factor Aux Factor APos TPos Remark MHz dBuV/m dBuV/m dB dBuV dB/m dB dB dB cm deg 1 11440.00 57.31 74.00 -16.69 56.39 38.18 18.93 57.38 1.19 100 199 Peak 2 11440.00 49.44 54.00 -4.56 48.52 38.18 18.93 57.38 1.19 100 199 Average 3 17160.00 52.67 68.20 -15.53 43.31 41.50 22.48 55.96 1.34 100 196 Peak

Mode	23	
	Harmonic	
	U-NII-2C_5.47-5.725_802.11ax HE20_CH144_5720MHz	
ANT	0	
Pol.	Horizontal	Vertical
14.47G ~14.5G Avg	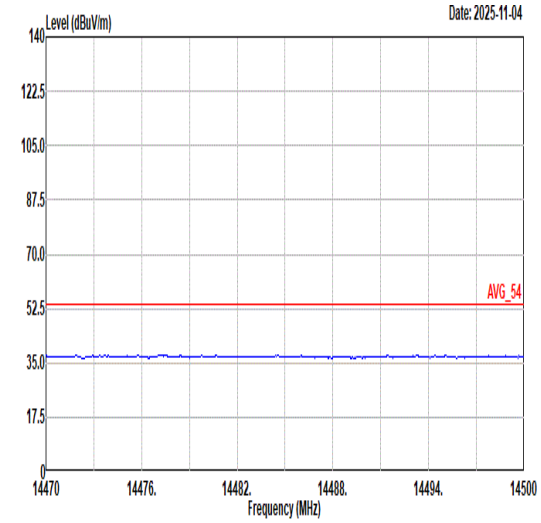 Site : 03CH07-HY Condition: AVG_54 3m HF_ANT_00075962 HORIZONTAL	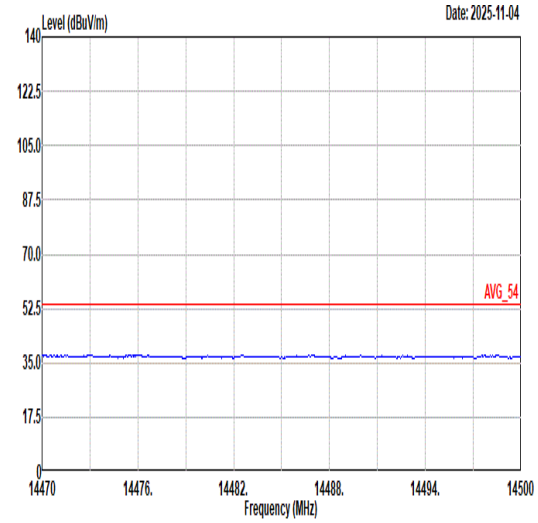 Site : 03CH07-HY Condition: AVG_54 3m HF_ANT_00075962 VERTICAL
17.7G ~18G Avg	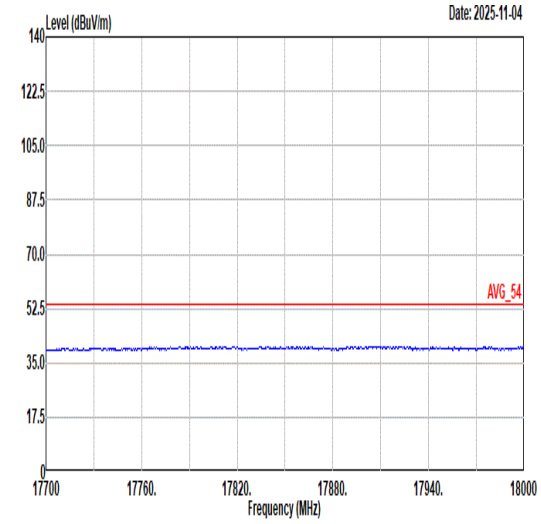 Site : 03CH07-HY Condition: AVG_54 3m HF_ANT_00075962 HORIZONTAL	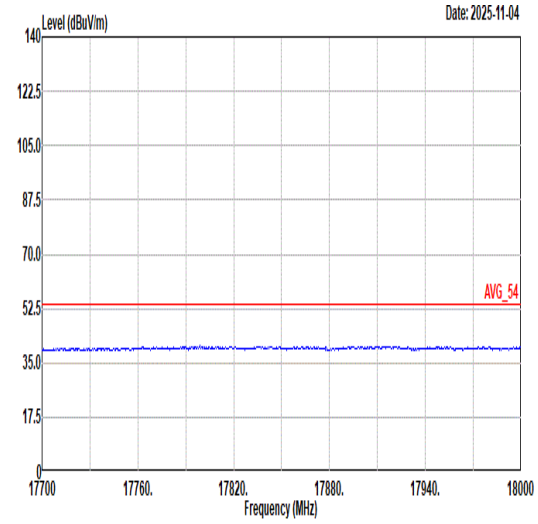 Site : 03CH07-HY Condition: AVG_54 3m HF_ANT_00075962 VERTICAL

Mode	24	
	LF	
	U-NII-2A_5.25-5.35_802.11ax HE20_CH64_Full RU_5320MHz	
ANT	0	
Pol.	Horizontal	Vertical
QP/ Peak	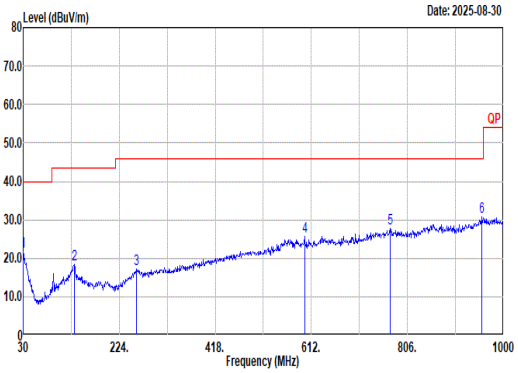 Site : 03CH07-HY Condition: QP 3m Bilog_35419 HORIZONTAL Freq Level Limit Line Margin Read Level Ant Factor Cable Loss Preamp Factor Aux Factor APos TPos Remark 1 30.00 21.87 40.00 -18.13 27.15 23.68 1.02 29.98 0.00 -- -- Peak 2 133.79 18.40 43.50 -25.10 28.61 17.62 2.06 29.89 0.00 -- -- Peak 3 258.92 17.13 46.00 -28.87 24.52 19.61 2.82 29.82 0.00 -- -- Peak 4 598.42 25.71 46.00 -20.29 25.45 25.79 4.24 29.77 0.00 -- -- Peak 5 771.08 27.75 46.00 -18.25 24.08 28.26 4.78 29.37 0.00 -- -- Peak 6 956.35 30.65 46.00 -15.35 23.07 30.80 5.34 28.56 0.00 -- -- Peak	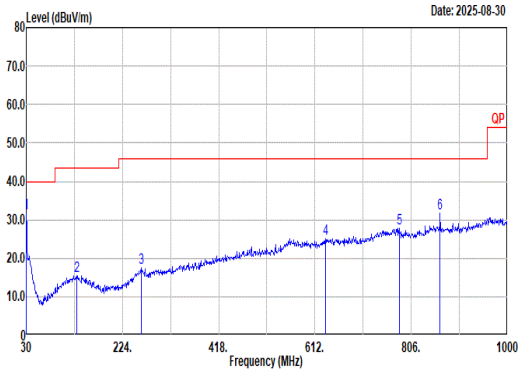 Site : 03CH07-HY Condition: QP 3m Bilog_35419 VERTICAL Freq Level Limit Line Margin Read Level Ant Factor Cable Loss Preamp Factor Aux Factor APos TPos Remark 1 30.00 31.68 40.00 -8.32 36.96 23.68 1.02 29.98 0.00 -- -- Peak 2 131.85 15.53 43.50 -27.97 25.75 17.62 2.05 29.89 0.00 -- -- Peak 3 261.83 17.37 46.00 -28.63 24.54 19.82 2.83 29.82 0.00 -- -- Peak 4 633.34 25.12 46.00 -20.88 23.97 26.49 4.32 29.66 0.00 -- -- Peak 5 781.75 27.89 46.00 -18.11 24.32 28.08 4.81 29.32 0.00 -- -- Peak 6 864.20 31.61 46.00 -14.39 26.28 29.23 5.07 28.97 0.00 -- -- Peak

Mode	33	
	Band Edge	
	U-NII-2A_5.25-5.35_802.11ac VHT20_CH64_5320MHz	
ANT	0	
Pol.	Horizontal	Fundamental
Peak	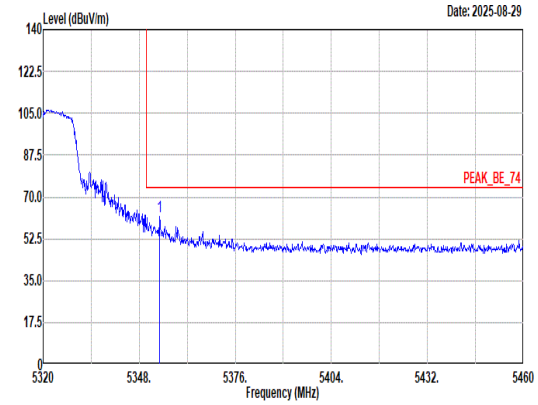 Site : 03CH07-HY Condition: PEAK_BE_74 3m HF_ANT_00075962 HORIZONTAL : RBW:1000.000kHz VBW:3000.000kHz SWT:Auto Freq Level Limit Line Margin Read Level Ant Factor Cable Loss Preamp Factor Aux Factor APos TPos Remark MHz dBuV/m dBuV/m dB dBuV dB/m dB dB dB cm deg 1 5354.02 62.04 74.00 -11.96 48.53 34.69 12.54 33.72 0.00 209 200 Peak	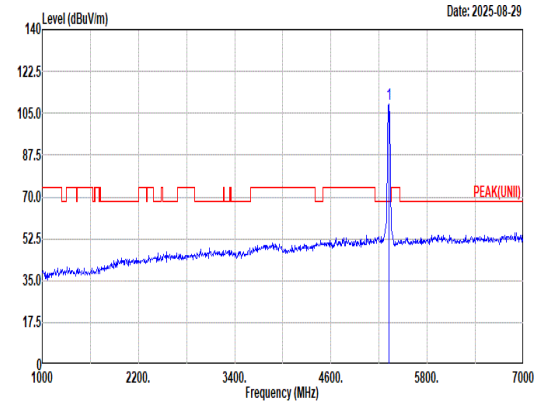 Site : 03CH07-HY Condition: PEAK(UNII) 3m HF_ANT_00075962 HORIZONTAL : RBW:1000.000kHz VBW:3000.000kHz SWT:Auto Freq Level Limit Line Margin Read Level Ant Factor Cable Loss Preamp Factor Aux Factor APos TPos Remark MHz dBuV/m dBuV/m dB dBuV dB/m dB dB dB cm deg 1 5320.00 109.06 ------ ------ 95.62 34.64 12.51 33.71 0.00 209 200 Peak
Avg	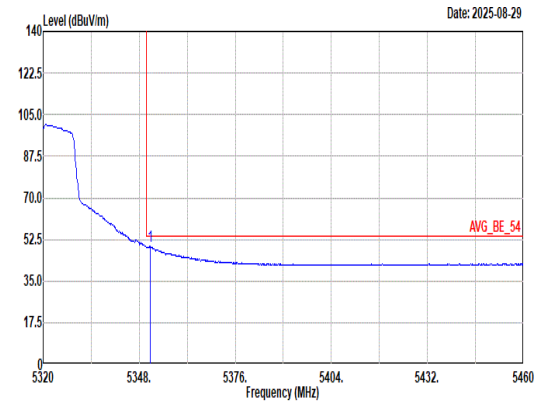 Site : 03CH07-HY Condition: AVG_BE_54 3m HF_ANT_00075962 HORIZONTAL : RBW:1000.000kHz VBW:1.000kHz SWT:Auto Freq Level Limit Line Margin Read Level Ant Factor Cable Loss Preamp Factor Aux Factor APos TPos Remark MHz dBuV/m dBuV/m dB dBuV dB/m dB dB dB cm deg 1 5351.22 49.47 54.00 -4.53 35.95 34.70 12.54 33.72 0.00 209 200 Average	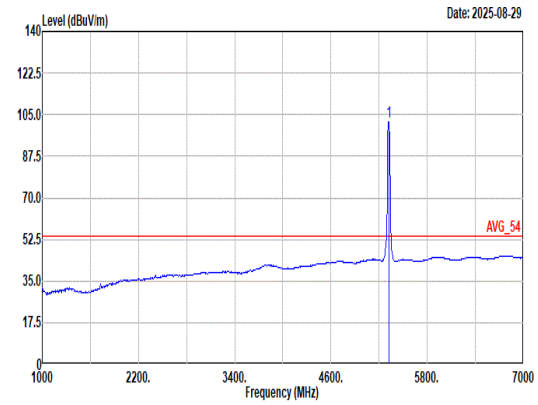 Site : 03CH07-HY Condition: AVG_54 3m HF_ANT_00075962 HORIZONTAL : RBW:1000.000kHz VBW:1.000kHz SWT:Auto Freq Level Limit Line Margin Read Level Ant Factor Cable Loss Preamp Factor Aux Factor APos TPos Remark MHz dBuV/m dBuV/m dB dBuV dB/m dB dB dB cm deg 1 5320.00 102.22 ------ ------ 88.78 34.64 12.51 33.71 0.00 209 200 Average

Mode	33	
	Band Edge	
	U-NII-2A_5.25-5.35_802.11ac VHT20_CH64_5320MHz	
ANT	0	
Pol.	Vertical	Fundamental
Peak	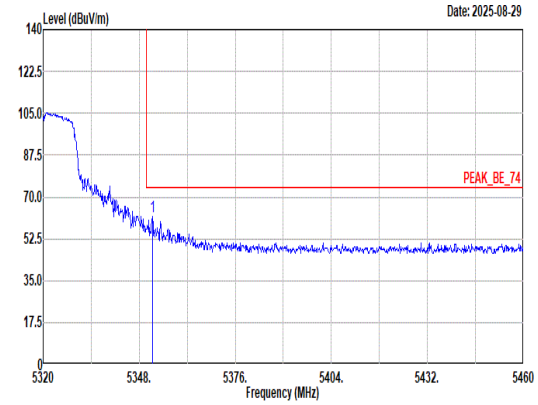 Site : 03CH07-HY Condition: PEAK_BE_74 3m HF_ANT_00075962 VERTICAL : RBW:1000.000kHz VBW:3000.000kHz SWT:Auto Freq Level Limit Line Margin Read Level Ant Factor Cable Loss Preamp Factor Aux Factor APos TPos Remark MHz dBuV/m dBuV/m dB dBuV dB/m dB dB dB cm deg 1 5351.92 61.69 74.00 -12.31 48.17 34.70 12.54 33.72 0.00 201 62 Peak	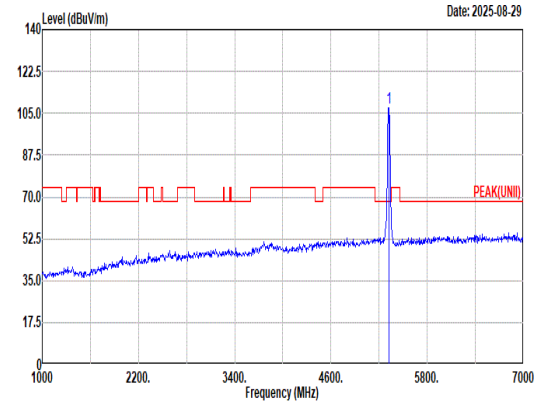 Site : 03CH07-HY Condition: PEAK(UNII) 3m HF_ANT_00075962 VERTICAL : RBW:1000.000kHz VBW:3000.000kHz SWT:Auto Freq Level Limit Line Margin Read Level Ant Factor Cable Loss Preamp Factor Aux Factor APos TPos Remark MHz dBuV/m dBuV/m dB dBuV dB/m dB dB dB cm deg 1 5320.00 107.40 ------ ------ 93.96 34.64 12.51 33.71 0.00 201 62 Peak
Avg	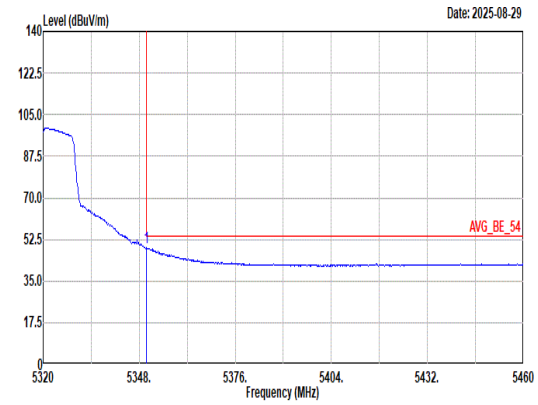 Site : 03CH07-HY Condition: AVG_BE_54 3m HF_ANT_00075962 VERTICAL : RBW:1000.000kHz VBW:1.000kHz SWT:Auto Freq Level Limit Line Margin Read Level Ant Factor Cable Loss Preamp Factor Aux Factor APos TPos Remark MHz dBuV/m dBuV/m dB dBuV dB/m dB dB dB cm deg 1 5350.10 48.91 54.00 -5.09 35.39 34.70 12.54 33.72 0.00 201 62 Average	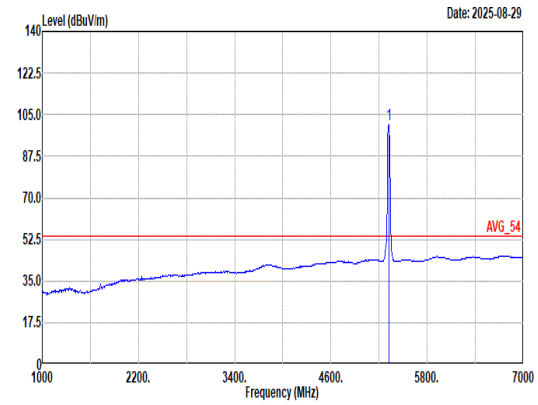 Site : 03CH07-HY Condition: AVG_54 3m HF_ANT_00075962 VERTICAL : RBW:1000.000kHz VBW:1.000kHz SWT:Auto Freq Level Limit Line Margin Read Level Ant Factor Cable Loss Preamp Factor Aux Factor APos TPos Remark MHz dBuV/m dBuV/m dB dBuV dB/m dB dB dB cm deg 1 5320.00 100.82 ------ ------ 87.38 34.64 12.51 33.71 0.00 201 62 Average

Mode	33	
	Harmonic	
	U-NII-2A_5.25-5.35_802.11ac VHT20_CH64_5320MHz	
ANT	0	
Pol.	Horizontal	Vertical
Peak Avg	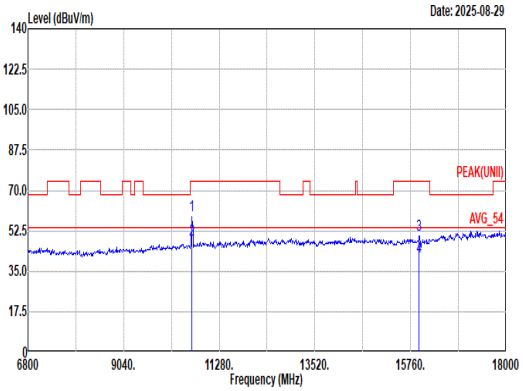 Site : 03CH07-HY Condition: PEAK(UNII) 3m HF_ANT_00075962 HORIZONTAL	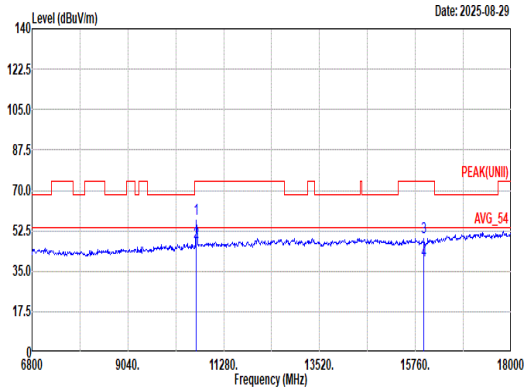 Site : 03CH07-HY Condition: PEAK(UNII) 3m HF_ANT_00075962 VERTICAL

Horizontal:

	Freq	Level	Limit Line	Margin	Read Level	Ant Factor	Cable Loss	Preamp Factor	Aux Factor	APos	TPos	Remark
	MHz	dBuV/m	dBuV/m	dB	dBuV	dB/m	dB	dB	dB	cm	deg	
1	10640.00	59.28	74.00	-14.72	60.75	37.68	18.36	58.63	1.12	146	120	Peak
2	10640.00	48.61	54.00	-5.39	50.08	37.68	18.36	58.63	1.12	146	120	Average
3	15960.00	50.75	74.00	-23.25	43.86	41.06	21.53	56.97	1.27	200	283	Peak
4	15960.00	41.03	54.00	-12.97	34.14	41.06	21.53	56.97	1.27	200	283	Average

Vertical:

	Freq	Level	Limit Line	Margin	Read Level	Ant Factor	Cable Loss	Preamp Factor	Aux Factor	APos	TPos	Remark
	MHz	dBuV/m	dBuV/m	dB	dBuV	dB/m	dB	dB	dB	cm	deg	
1	10640.00	57.60	74.00	-16.40	59.07	37.68	18.36	58.63	1.12	397	192	Peak
2	10640.00	47.64	54.00	-6.36	49.11	37.68	18.36	58.63	1.12	397	192	Average
3	15960.00	49.64	74.00	-24.36	42.75	41.06	21.53	56.97	1.27	381	215	Peak
4	15960.00	39.65	54.00	-14.35	32.76	41.06	21.53	56.97	1.27	381	215	Average

Mode	33	
	Harmonic	
	U-NII-2A_5.25-5.35_802.11ac VHT20_CH64_5320MHz	
ANT	0	
Pol.	Horizontal	Vertical
14.47G ~14.5G Avg	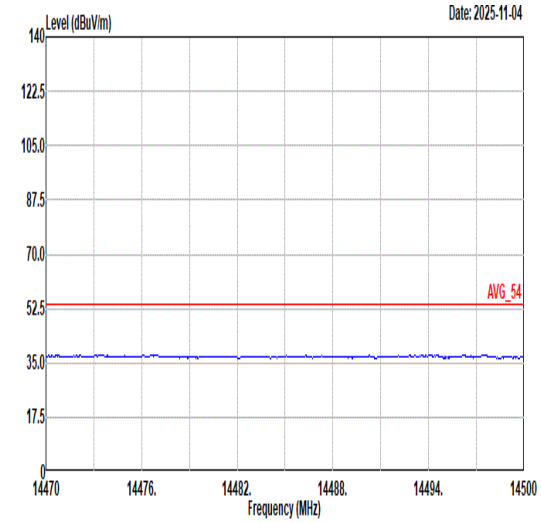 Site : 03CH07-HY Condition: AVG_54 3m HF_ANT_00075962 HORIZONTAL	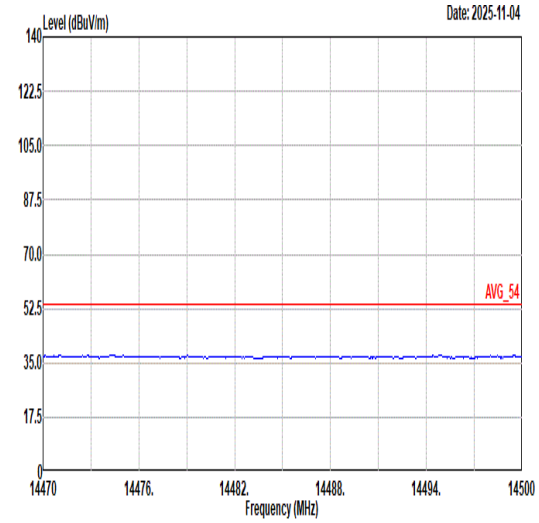 Site : 03CH07-HY Condition: AVG_54 3m HF_ANT_00075962 VERTICAL
17.7G ~18G Avg	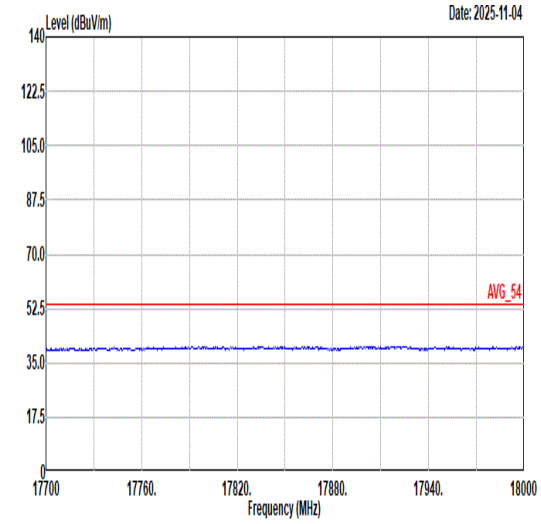 Site : 03CH07-HY Condition: AVG_54 3m HF_ANT_00075962 HORIZONTAL	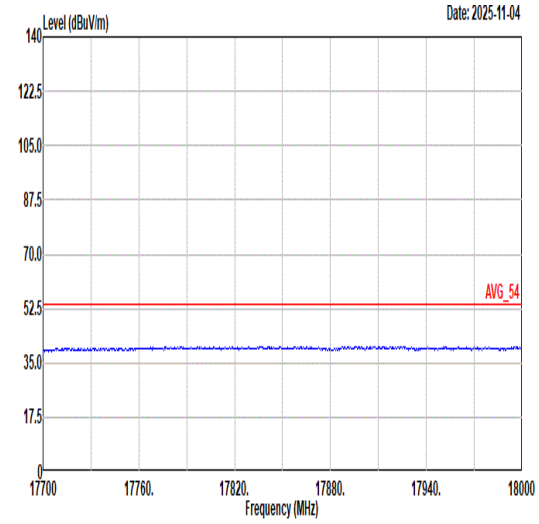 Site : 03CH07-HY Condition: AVG_54 3m HF_ANT_00075962 VERTICAL

Mode	36	
	SHF	
	U-NII-2A_5.25-5.35_802.11ax HE20_CH64_Full RU_5320MHz	
ANT	0	
Pol.	Horizontal	Vertical
Peak	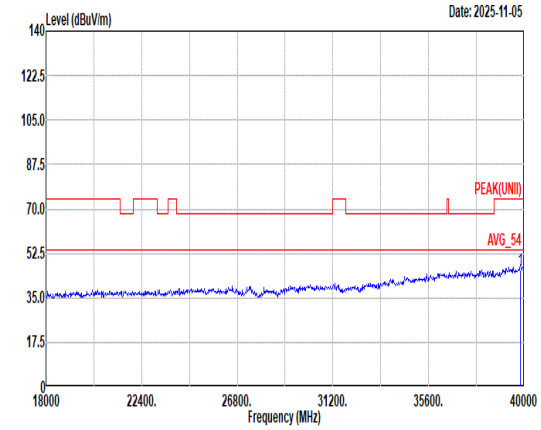 Site : 03CH07-HY Condition: PEAK(UNII) 1m SHF-EHF_9170991 HORIZONTAL Freq Level Limit Line Margin Read Level Ant Factor Cable Loss Preamp Factor Aux Factor APos TPos Remark MHz dBuV/m dBuV/m dB dBuV dB/m dB dB dB cm deg 1 39835.14 45.86 74.00 -28.14 43.98 45.03 24.92 58.53 -9.54 -- -- PEAK	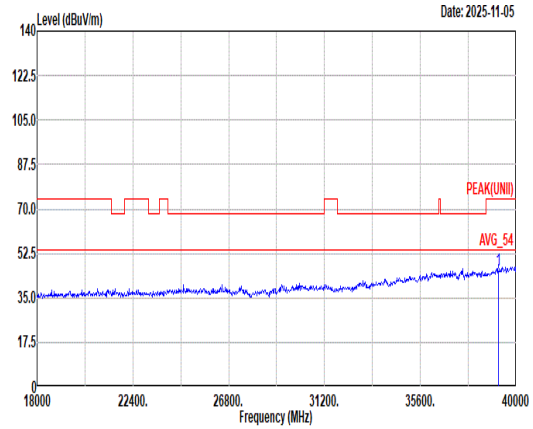 Site : 03CH07-HY Condition: PEAK(UNII) 1m SHF-EHF_9170991 VERTICAL Freq Level Limit Line Margin Read Level Ant Factor Cable Loss Preamp Factor Aux Factor APos TPos Remark MHz dBuV/m dBuV/m dB dBuV dB/m dB dB dB cm deg 1 39199.11 46.18 74.00 -27.82 45.59 45.19 24.74 59.80 -9.54 -- -- PEAK

Appendix C. Duty Cycle Plots

<For Radiated Spurious Emission test>

Antenna	Band	Duty Cycle (%)	T(us)	1/T(kHz)	VBW Setting
0	802.11a	97.41	1393	0.72	750Hz
0	5GHz 802.11ac VHT20	97.33	1312	0.76	1kHz
0	5GHz 802.11ax HE20 Full RU	96.47	1012	0.99	1kHz
0	5GHz 802.11ax HE20 106 RU	84.35	194	5.15	5.6kHz

802.11a

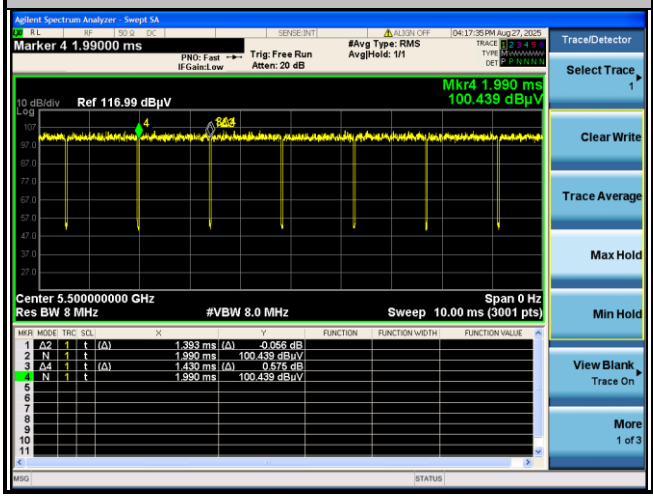

5GHz 802.11ac VHT20

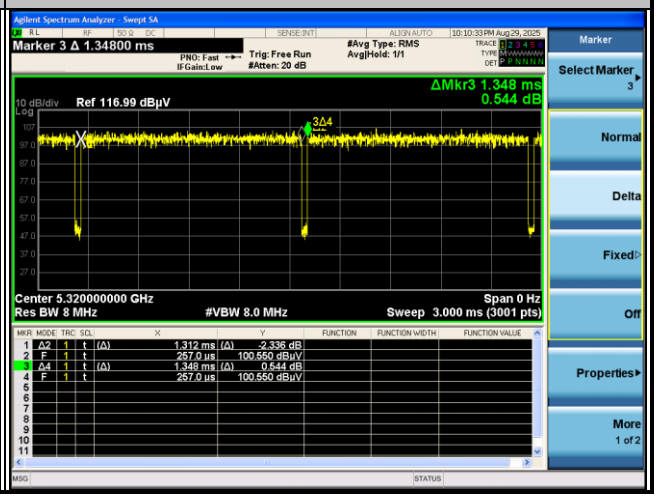

5GHz 802.11ax HE20 Full RU

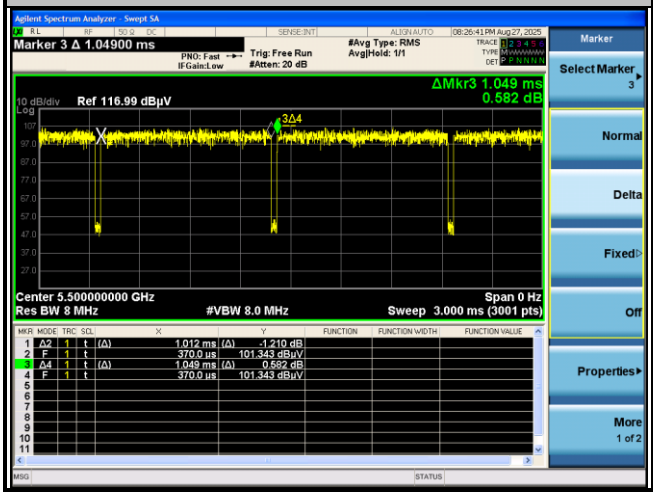

5GHz 802.11ax HE20 106 RU

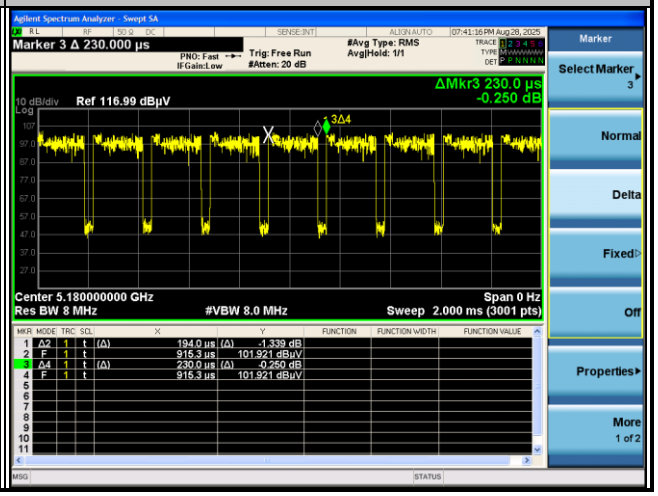

<For Conducted test>

Antenna	Band	Duty Cycle (%)	T(us)
0	802.11a	97.54	1389
0	5GHz 802.11ac VHT20	97.39	1308
0	5GHz 802.11ax HE20 Full RU	96.65	1010
0	5GHz 802.11ax HE20 26 RU	94.29	578
0	5GHz 802.11ax HE20 52 RU	90.36	328
0	5GHz 802.11ax HE20 106 RU	84.85	196

802.11a

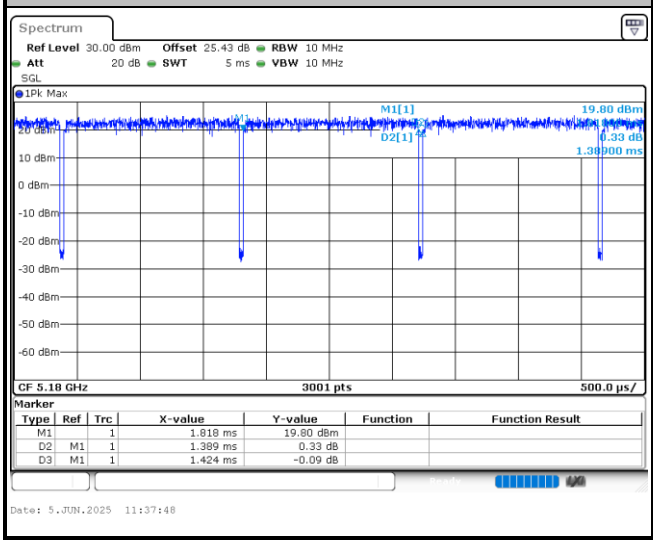

5GHz 802.11ac VHT20

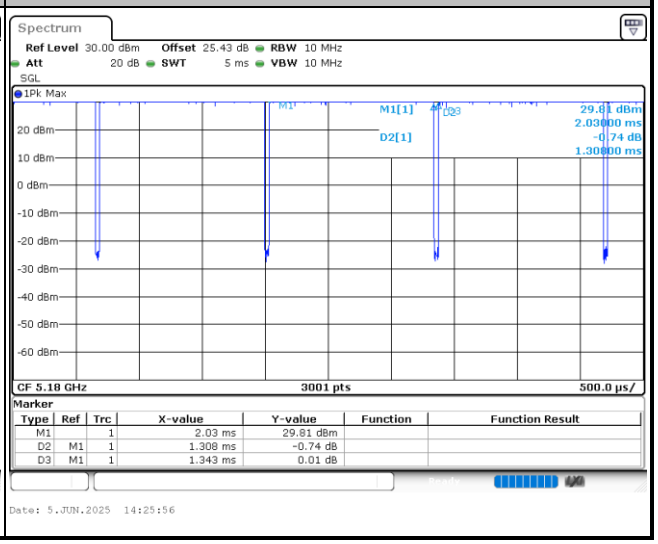

5GHz 802.11ax HE20 Full RU

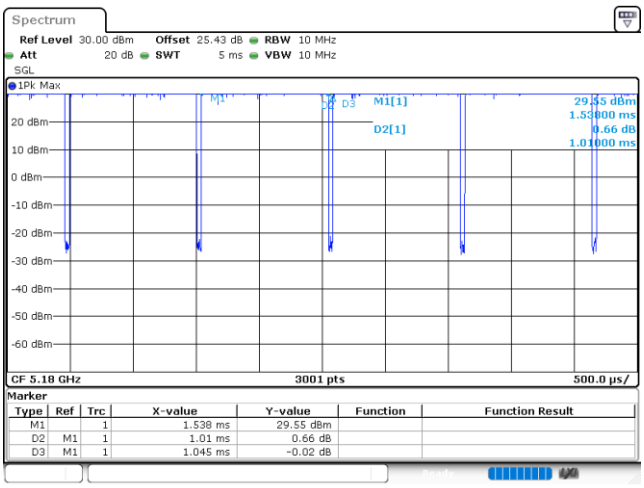

5GHz 802.11ax HE20 26 RU

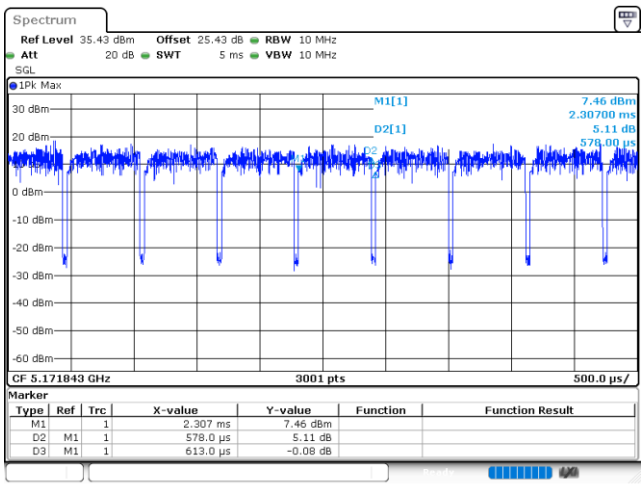

5GHz 802.11ax HE20 52 RU

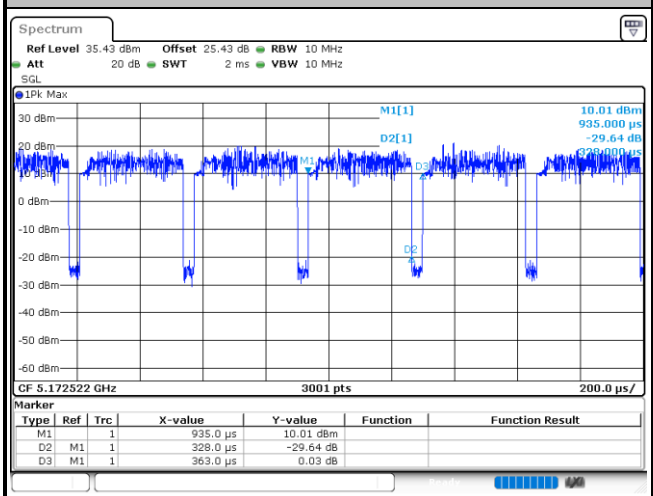

5GHz 802.11ax HE20 106 RU

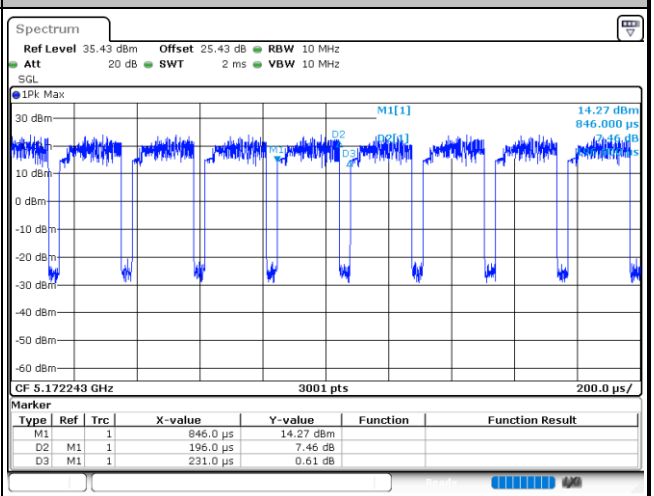

Appendix E. Spot Check Evaluation on 5DCFAB

Conducted power test and radiated spurious emission test configurations were selected from the worst cases identified in the reference model and tested to demonstrate the test data from reference model remains representative for the variant model.

The deviation between the spot check and the referenced values is within 3dB, therefore data referencing is justified according to the guidance in the ECR inquiry

Mode	Test Item	2AE UPBHADP011 Reference Worst mode Test Result	2AEUP-5DFYBA Variant Check Test Result	Deviation	Limit (dB)
WLAN 5G B1-3	26dB Bandwidth	15.48 MHz	15.57 MHz	-	Within the authorized frequency block
	99% Bandwidth	14.56 MHz	14.57 MHz	-	Within the authorized frequency block
	Power Spectral Density	7.69 (dBm/MHz)	8.14 (dBm/MHz)	0.45	Deviation (ddB) < 3 dB
	Conducted Output Power	19.83 dBm	20.01 dBm	0.18	Deviation (ddB) < 1 dB
	Unwanted Emissions	50.50 dBuV/m	49.63 dBuV/m	0.87	Deviation (ddB) < 3 dB
	AC Conducted Emission	-	Under limit 23.43db	-	compliant rule parts

List of Measuring Equipment

Instrument	Brand Name	Model No.	Serial No.	Characteristics	Calibration Date	Test Date	Due Date	Remark
Hygrometer	TECPEL	DTM-303A	TP201996	N/A	Nov. 04, 2025	Jan. 09, 2026	Nov. 03, 2026	Conducted (TH05-HY)
Power Sensor	Raditeq	RPR3008W	RPR3008W-5 7000009	10MHz~8GHz	May. 21, 2025	Jan. 09, 2026	May. 20, 2026	Conducted (TH05-HY)
Signal Analyzer	Rohde & Schwarz	FSV3044	101468	10HZ~44GHZ	Mar. 13, 2025	Jan. 09, 2026	Mar. 12, 2026	Conducted (TH05-HY)
Switch Control Mainframe	E-Instument	ETF-1405-0	EC1900157 (BOX6)	N/A	Feb. 10, 2025	Jan. 09, 2026	Feb. 09, 2026	Conducted (TH05-HY)
Software	Sporton	BTWIFI_Final_ version_24051 3	N/A	Conducted Other Test Item	N/A	Jan. 09, 2026	N/A	Conducted (TH05-HY)
Bilog Antenna	TESEQ	CBL 6111D & 00800N1D01N -06	35419 & 03	30MHz~1GHz	Apr. 21, 2025	Jan. 09, 2026~ Jan. 10, 2026	Apr. 20, 2026	Radiation (03CH07-HY)
Loop Antenna	Rohde & Schwarz	HFH2-Z2	100315	9 kHz~30 MHz	Mar. 06, 2025	Jan. 09, 2026~ Jan. 10, 2026	Mar. 05, 2026	Radiation (03CH07-HY)
Preamplifier	MITEQ	AMF-7D-0010 1800-30-10P	1590075	1GHz~18GHz	Apr. 18, 2025	Jan. 09, 2026~ Jan. 10, 2026	Apr. 17, 2026	Radiation (03CH07-HY)
Preamplifier	COM-POWER	PA-103A	161241	10MHz~1GHz	Sep. 30, 2025	Jan. 09, 2026~ Jan. 10, 2026	Sep. 29, 2026	Radiation (03CH07-HY)
Preamplifier	Agilent	8449B	3008A02362	1GHz~26.5GHz	Mar. 22, 2025	Jan. 09, 2026~ Jan. 10, 2026	Mar. 21, 2026	Radiation (03CH07-HY)
Preamplifier	EMEC	EM18G40G	0600789	18-40GHz	Aug. 08, 2025	Jan. 09, 2026~ Jan. 10, 2026	Aug. 07, 2026	Radiation (03CH07-HY)
Signal Analyzer	Agilent	N9030A	MY52350276	3Hz~44GHz	Mar. 28, 2025	Jan. 09, 2026~ Jan. 10, 2026	Mar. 27, 2026	Radiation (03CH07-HY)
Double Ridged Guide Horn Antenna	ETS-Lindgren	3117	00075962	1GHz ~ 18GHz	Dec. 09, 2025	Jan. 09, 2026~ Jan. 10, 2026	Dec. 08, 2026	Radiation (03CH07-HY)
RF Cable	HUBER + SUHNER	SUCOFLEX 104	MY28655/4 MY24971/4 MY15682/4	30MHz to 18GHz	Feb. 20, 2025	Jan. 09, 2026~ Jan. 10, 2026	Feb. 19, 2026	Radiation (03CH07-HY)
RF Cable	HUBER + SUHNER	SUCOFLEX 104	MY28655/4 MY24971/4	9kHz to 30MHz	Feb. 20, 2025	Jan. 09, 2026~ Jan. 10, 2026	Feb. 19, 2026	Radiation (03CH07-HY)
RF Cable	HUBER + SUHNER	SUCOFLEX 126	532078/126E	30MHz~18GHz	Sep. 13, 2025	Jan. 09, 2026~ Jan. 10, 2026	Sep. 12, 2026	Radiation (03CH07-HY)
RF Cable	HUBER + SUHNER	SUCOFLEX 102	MY2858/2	18GHz~40GHz	Feb. 20, 2025	Jan. 09, 2026~ Jan. 10, 2026	Feb. 19, 2026	Radiation (03CH07-HY)
RF Cable	HUBER + SUHNER	SUCOFLEX 102	801606/2	9KHz ~ 40GHz	Apr. 23, 2025	Jan. 09, 2026~ Jan. 10, 2026	Apr. 22, 2026	Radiation (03CH07-HY)
Controller	EMEC	EM1000	N/A	Control Ant Mast	N/A	Jan. 09, 2026~ Jan. 10, 2026	N/A	Radiation (03CH07-HY)
Antenna Mast	EMEC	AM-BS-4500E	N/A	Boresight mast 1M~4M	N/A	Jan. 09, 2026~ Jan. 10, 2026	N/A	Radiation (03CH07-HY)
Antenna Mast	MF	MF-7802	N/A	Control Turn table	N/A	Jan. 09, 2026~ Jan. 10, 2026	N/A	Radiation (03CH07-HY)
Turn Table	ChainTek	Chaintek 3000	N/A	0~360 Degree	N/A	Jan. 09, 2026~ Jan. 10, 2026	N/A	Radiation (03CH07-HY)
Software	Audix	E3	RK-002396	N/A	N/A	Jan. 09, 2026~ Jan. 10, 2026	N/A	Radiation (03CH07-HY)
USB Data Logger	TECPEL	TR-32	HE17XB2495	N/A	Feb. 24, 2025	Jan. 09, 2026~ Jan. 10, 2026	Feb. 23, 2026	Radiation (03CH07-HY)
Horn Antenna	SCHWARZBE CK	BBHA9170	00991	18GHz-40GHz	May. 29, 2025	Jan. 09, 2026~ Jan. 10, 2026	May. 28, 2026	Radiation (03CH07-HY)

Instrument	Brand Name	Model No.	Serial No.	Characteristics	Calibration Date	Test Date	Due Date	Remark
AC Power Source	ChainTek	APC-1000W	N/A	N/A	N/A	Jan. 08, 2026	N/A	Conduction (CO05-HY)
EMI Test Receiver	Rohde & Schwarz	ESR3	102317	N/A	Oct. 21, 2025	Jan. 08, 2026	Oct. 20, 2026	Conduction (CO05-HY)
Hygrometer	TECPEL	DTM-303A	TP210031	N/A	Jun. 26, 2025	Jan. 08, 2026	Jun. 25, 2026	Conduction (CO05-HY)
Two-Line V-Network	Rohde & Schwarz	ENV216	100081	N/A	Jul. 25, 2025	Jan. 08, 2026	Jul. 24, 2026	Conduction (CO05-HY)
Software	Rohde & Schwarz	EMC32	N/A	N/A	N/A	Jan. 08, 2026	N/A	Conduction (CO05-HY)
Pulse Limiter	SCHWARZBECK	VTSD 9561-F N	00691	N/A	Jul. 29, 2025	Jan. 08, 2026	Jul. 28, 2026	Conduction (CO05-HY)
LISN Cable	MVE	RG-400	MQT24082501	N/A	Oct. 14, 2025	Jan. 08, 2026	Oct. 13, 2026	Conduction (CO05-HY)

———THE END———