Mode	18	
	Harmonic	
	2400-2483.5_802.11b_CH13_2472MHz	
ANT	1	
Pol.	Horizontal	Vertical
Peak Avg	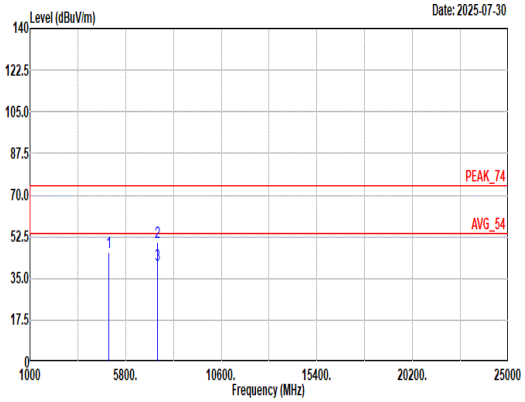 Site : 03CH23-HY Condition: PEAK_74 3m DRH18-E_LE2C05A18EN_250702 HORIZONTAL Freq Level Limit Line Margin Read Level Ant Factor Cable Loss Preamp Factor Aux Factor APos TPos Remark MHz dBuV/m dBuV/m dB dBuV dB/m dB dB dB cm deg 1 4944.00 46.02 74.00 -27.98 34.37 32.88 10.36 33.18 1.59 -- -- Peak 2 7416.00 50.12 74.00 -23.88 34.39 37.24 12.56 36.05 1.98 -- -- Peak 3 7416.00 40.56 54.00 -13.44 24.83 37.24 12.56 36.05 1.98 -- -- Average	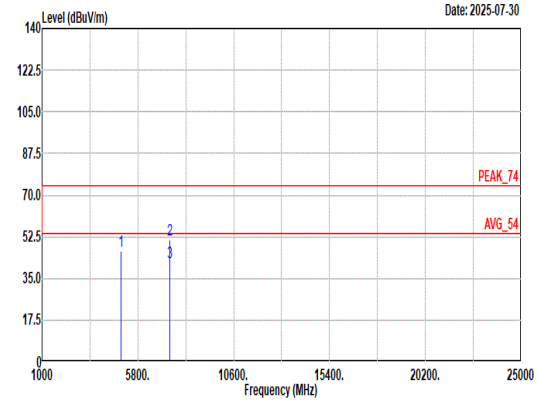 Site : 03CH23-HY Condition: PEAK_74 3m DRH18-E_LE2C05A18EN_250702 VERTICAL Freq Level Limit Line Margin Read Level Ant Factor Cable Loss Preamp Factor Aux Factor APos TPos Remark MHz dBuV/m dBuV/m dB dBuV dB/m dB dB dB cm deg 1 4944.00 46.53 74.00 -27.47 34.88 32.88 10.36 33.18 1.59 -- -- Peak 2 7416.00 51.35 74.00 -22.65 35.62 37.24 12.56 36.05 1.98 -- -- Peak 3 7416.00 41.79 54.00 -12.21 26.06 37.24 12.56 36.05 1.98 -- -- Average

Mode	19	
	Band Edge	
	2400-2483.5_802.11g_CH01_2412MHz	
ANT	1	
Pol.	Horizontal	Fundamental
Peak	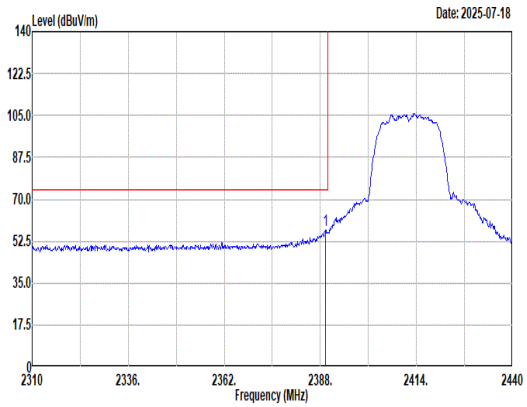 Site : 03CH23-HY Condition: PEAK_BE_74 3m DRH18-E_LE2C05A18EN_250702 HORIZONTAL : RBW:1000.000kHz VBW:3000.000kHz SWT:Auto Freq Level Limit Line Margin Read Level Ant Factor Cable Loss Preamp Factor Aux Factor APos TPos Remark MHz dBuV/m dBuV/m dB dBuV dB/m dB dB dB cm deg 1 2389.43 57.00 74.00 -17.00 44.57 26.80 7.21 31.96 10.38 130 343 Peak	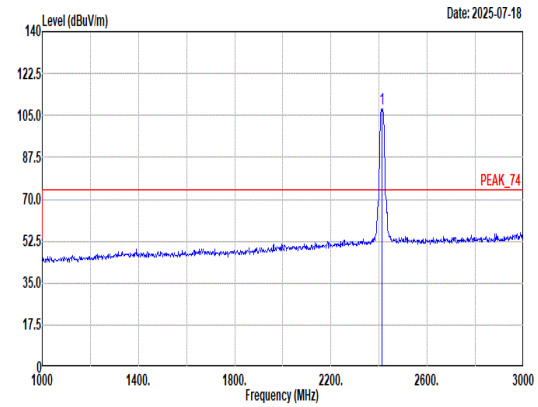 Site : 03CH23-HY Condition: PEAK_74 3m DRH18-E_LE2C05A18EN_250702 HORIZONTAL : RBW:1000.000kHz VBW:3000.000kHz SWT:Auto Freq Level Limit Line Margin Read Level Ant Factor Cable Loss Preamp Factor Aux Factor APos TPos Remark MHz dBuV/m dBuV/m dB dBuV dB/m dB dB dB cm deg 1 2412.00 107.74 ------ ------ 95.23 26.86 7.25 31.98 10.38 130 343 Peak
Avg	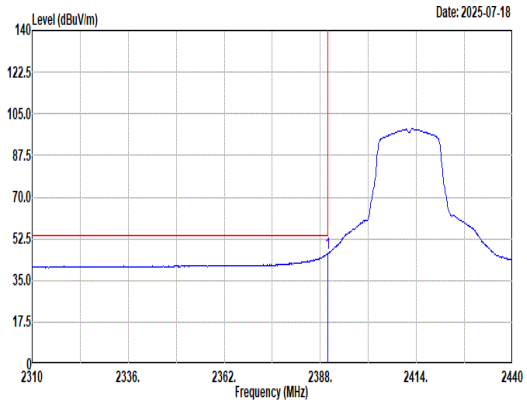 Site : 03CH23-HY Condition: AVG_BE_54 3m DRH18-E_LE2C05A18EN_250702 HORIZONTAL : RBW:1000.000kHz VBW:0.750kHz SWT:Auto Freq Level Limit Line Margin Read Level Ant Factor Cable Loss Preamp Factor Aux Factor APos TPos Remark MHz dBuV/m dBuV/m dB dBuV dB/m dB dB dB cm deg 1 2389.95 46.26 54.00 -7.74 33.84 26.80 7.21 31.97 10.38 130 343 Average	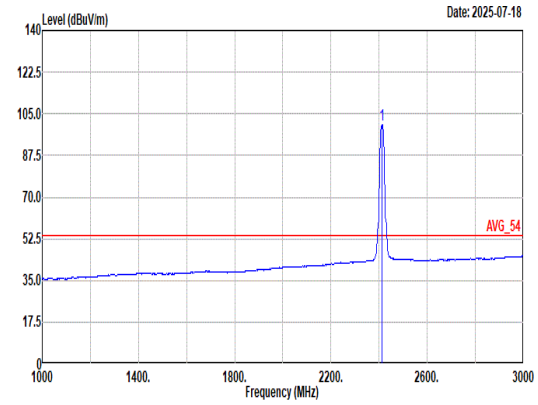 Site : 03CH23-HY Condition: AVG_54 3m DRH18-E_LE2C05A18EN_250702 HORIZONTAL : RBW:1000.000kHz VBW:0.750kHz SWT:Auto Freq Level Limit Line Margin Read Level Ant Factor Cable Loss Preamp Factor Aux Factor APos TPos Remark MHz dBuV/m dBuV/m dB dBuV dB/m dB dB dB cm deg 1 2412.00 100.16 ------ ------ 87.65 26.86 7.25 31.98 10.38 130 343 Average

Mode	19	
	Band Edge	
	2400-2483.5_802.11g_CH01_2412MHz	
ANT	1	
Pol.	Vertical	Fundamental
Peak	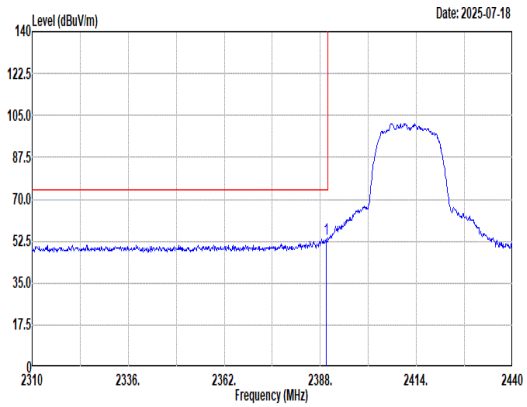 Site : 03CH23-HY Condition: PEAK_BE_74 3m DRH18-E_LE2C05A18EN_250702 VERTICAL : RBW:1000.000kHz VBW:3000.000kHz SWT:Auto Freq Level Limit Line Margin Read Level Ant Factor Cable Loss Preamp Factor Aux Factor APos TPos Remark MHz dBuV/m dBuV/m dB dBuV dB/m dB dB dB cm deg 1 2389.56 53.58 74.00 -20.42 41.15 26.80 7.21 31.96 10.38 374 182 Peak	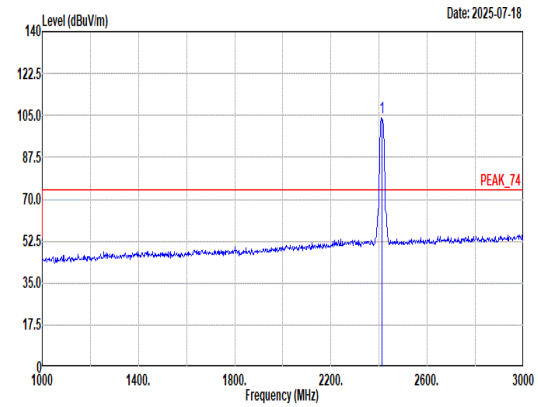 Site : 03CH23-HY Condition: PEAK_74 3m DRH18-E_LE2C05A18EN_250702 VERTICAL : RBW:1000.000kHz VBW:3000.000kHz SWT:Auto Freq Level Limit Line Margin Read Level Ant Factor Cable Loss Preamp Factor Aux Factor APos TPos Remark MHz dBuV/m dBuV/m dB dBuV dB/m dB dB dB cm deg 1 2412.00 104.24 ------ ------ 91.70 26.90 7.24 31.98 10.38 374 182 Peak
Avg	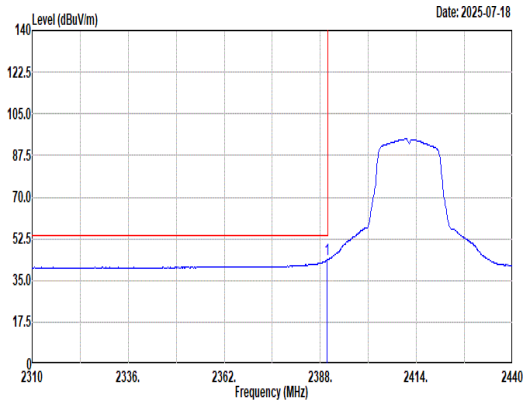 Site : 03CH23-HY Condition: AVG_BE_54 3m DRH18-E_LE2C05A18EN_250702 VERTICAL : RBW:1000.000kHz VBW:0.750kHz SWT:Auto Freq Level Limit Line Margin Read Level Ant Factor Cable Loss Preamp Factor Aux Factor APos TPos Remark MHz dBuV/m dBuV/m dB dBuV dB/m dB dB dB cm deg 1 2389.82 43.74 54.00 -10.26 31.32 26.80 7.21 31.97 10.38 374 182 Average	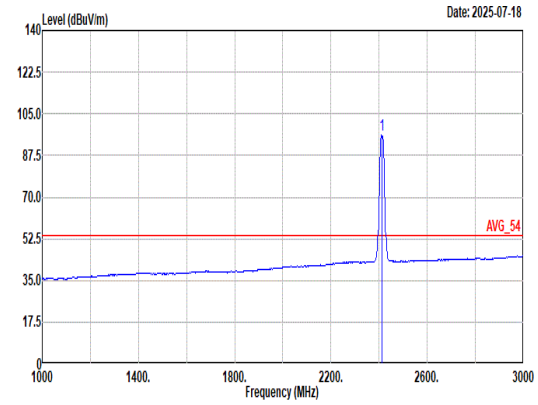 Site : 03CH23-HY Condition: AVG_54 3m DRH18-E_LE2C05A18EN_250702 VERTICAL : RBW:1000.000kHz VBW:0.750kHz SWT:Auto Freq Level Limit Line Margin Read Level Ant Factor Cable Loss Preamp Factor Aux Factor APos TPos Remark MHz dBuV/m dBuV/m dB dBuV dB/m dB dB dB cm deg 1 2412.00 95.92 ------ ------ 83.38 26.90 7.24 31.98 10.38 374 182 Average

Mode	19	
	Harmonic	
	2400-2483.5_802.11g_CH01_2412MHz	
ANT	1	
Pol.	Horizontal	Vertical
Peak Avg	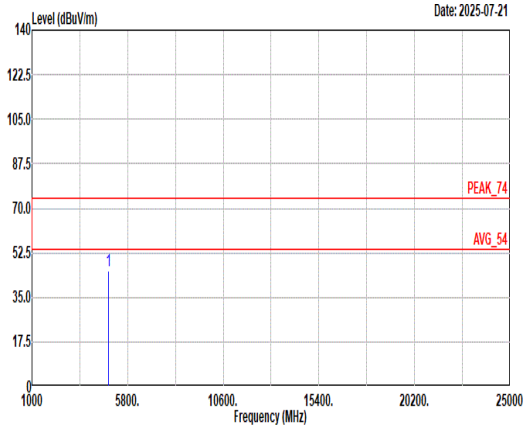 Site : 03CH23-HY Condition: PEAK_74 3m DRH18-E_LE2C05A18EN_250702 HORIZONTAL Freq Level Limit Line Margin Read Level Ant Factor Cable Loss Preamp Factor Aux Factor APos TPos Remark MHz dBuV/m dBuV/m dB dBuV dB/m dB dB dB cm deg 1 4824.00 45.59 74.00 -28.41 34.77 32.45 10.16 33.16 1.37 -- -- Peak	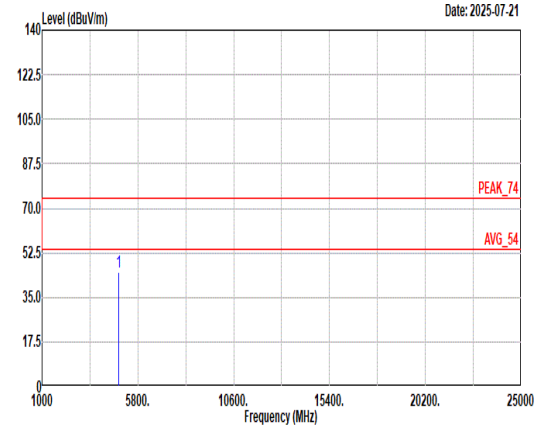 Site : 03CH23-HY Condition: PEAK_74 3m DRH18-E_LE2C05A18EN_250702 VERTICAL Freq Level Limit Line Margin Read Level Ant Factor Cable Loss Preamp Factor Aux Factor APos TPos Remark MHz dBuV/m dBuV/m dB dBuV dB/m dB dB dB cm deg 1 4824.00 44.99 74.00 -29.01 34.17 32.45 10.16 33.16 1.37 -- -- Peak

Mode	20	
	Band Edge - L	
	2400-2483.5_802.11g_CH06_2437MHz	
ANT	1	
Pol.	Horizontal	Fundamental
Peak	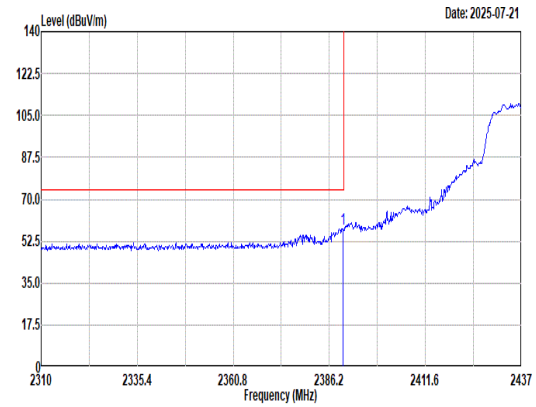 Site : 03CH23-HY Condition: PEAK_BE_74 3m DRH18-E_LE2C05A18EN_250702 HORIZONTAL : RBW:1000.000kHz VBW:3000.000kHz SWT:Auto 1 2389.76 57.73 74.00 -16.27 45.31 26.80 7.21 31.97 10.38 174 360 Peak	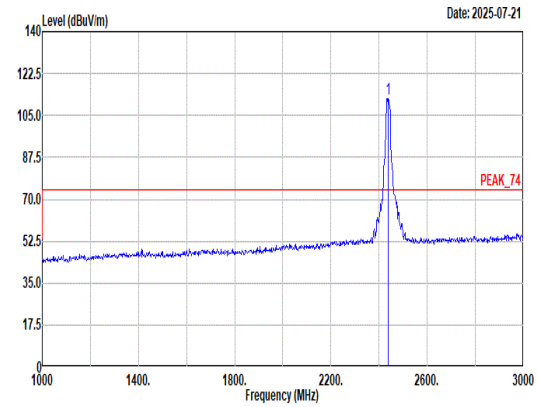 Site : 03CH23-HY Condition: PEAK_74 3m DRH18-E_LE2C05A18EN_250702 HORIZONTAL : RBW:1000.000kHz VBW:3000.000kHz SWT:Auto 1 2437.00 112.11 ------ ------ 99.67 26.78 7.28 32.00 10.38 174 360 Peak
Avg	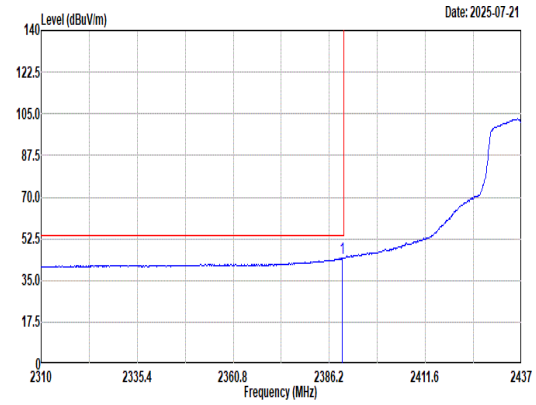 Site : 03CH23-HY Condition: AVG_BE_54 3m DRH18-E_LE2C05A18EN_250702 HORIZONTAL : RBW:1000.000kHz VBW:0.750kHz SWT:Auto 1 2389.63 44.57 54.00 -9.43 32.14 26.80 7.21 31.96 10.38 174 360 Average	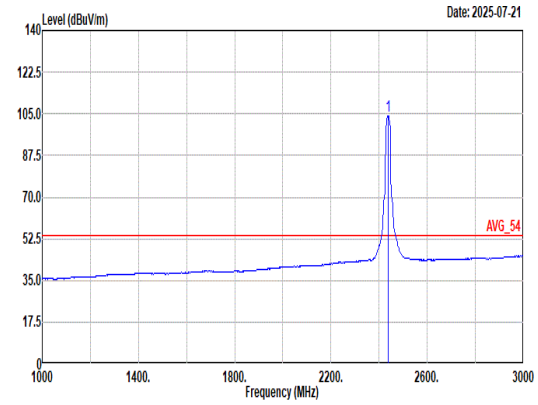 Site : 03CH23-HY Condition: AVG_54 3m DRH18-E_LE2C05A18EN_250702 HORIZONTAL : RBW:1000.000kHz VBW:0.750kHz SWT:Auto 1 2437.00 104.22 ------ ------ 91.80 26.76 7.28 32.00 10.38 174 360 Average

Mode	20	
	Band Edge - R	
	2400-2483.5_802.11g_CH06_2437MHz	
ANT	1	
Pol.	Horizontal	Fundamental
Peak	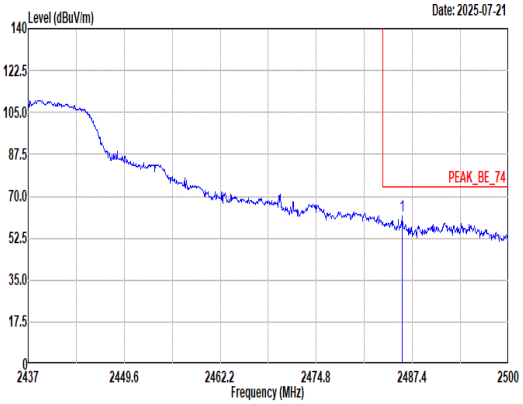 Site : 03CH23-HY Condition: PEAK_BE_74 3m DRH18-E_LE2C05A18EN_250702 HORIZONTAL : RBW:1000.000kHz VBW:3000.000kHz SWT:Auto Freq Level Limit Line Margin Read Level Ant Factor Cable Loss Preamp Factor Aux Factor APos TPos Remark MHz dBuV/m dBuV/m dB dBuV dB/m dB dB dB cm deg 1 2486.01 61.81 74.00 -12.19 49.26 26.86 7.34 32.03 10.38 174 360 Peak	Blank
Avg	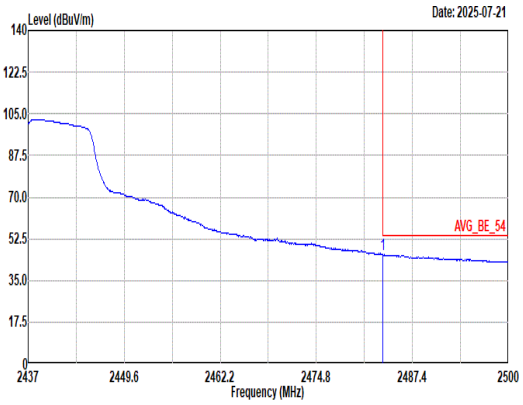 Site : 03CH23-HY Condition: AVG_BE_54 3m DRH18-E_LE2C05A18EN_250702 HORIZONTAL : RBW:1000.000kHz VBW:0.750kHz SWT:Auto Freq Level Limit Line Margin Read Level Ant Factor Cable Loss Preamp Factor Aux Factor APos TPos Remark MHz dBuV/m dBuV/m dB dBuV dB/m dB dB dB cm deg 1 2483.56 45.89 54.00 -8.11 33.36 26.84 7.34 32.03 10.38 174 360 Average	Blank

Mode	20	
	Band Edge - L	
	2400-2483.5_802.11g_CH06_2437MHz	
ANT	1	
Pol.	Vertical	Fundamental
Peak	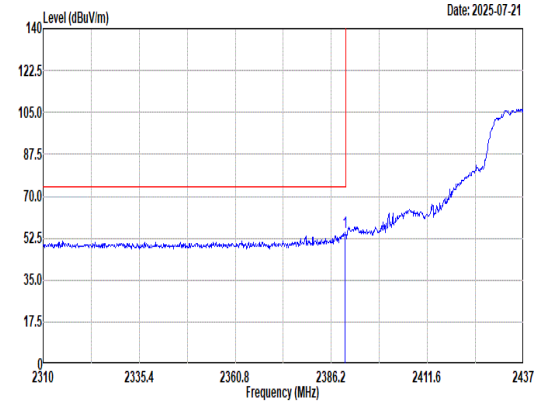 Site : 03CH23-HY Condition: PEAK_BE_74 3m DRH18-E_LE2C05A18EN_250702 VERTICAL : RBW:1000.000kHz VBW:3000.000kHz SWT:Auto Freq Level Limit Line Margin Read Level Ant Factor Cable Loss Preamp Factor Aux Factor APos TPos Remark MHz dBuV/m dBuV/m dB dBuV dB/m dB dB dB cm deg 1 2389.88 54.71 74.00 -19.29 42.29 26.80 7.21 31.97 10.38 362 182 Peak	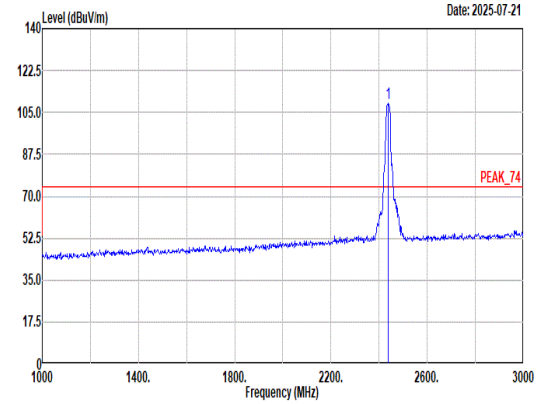 Site : 03CH23-HY Condition: PEAK_74 3m DRH18-E_LE2C05A18EN_250702 VERTICAL : RBW:1000.000kHz VBW:3000.000kHz SWT:Auto Freq Level Limit Line Margin Read Level Ant Factor Cable Loss Preamp Factor Aux Factor APos TPos Remark MHz dBuV/m dBuV/m dB dBuV dB/m dB dB dB cm deg 1 2437.00 108.64 ------ ------ 96.20 26.78 7.28 32.00 10.38 362 182 Peak
Avg	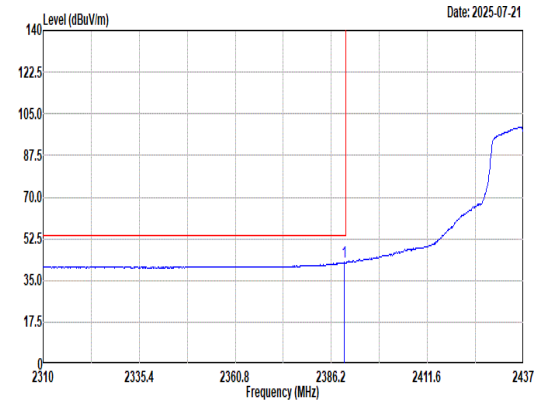 Site : 03CH23-HY Condition: AVG_BE_54 3m DRH18-E_LE2C05A18EN_250702 VERTICAL : RBW:1000.000kHz VBW:0.750kHz SWT:Auto Freq Level Limit Line Margin Read Level Ant Factor Cable Loss Preamp Factor Aux Factor APos TPos Remark MHz dBuV/m dBuV/m dB dBuV dB/m dB dB dB cm deg 1 2389.63 42.58 54.00 -11.42 30.15 26.80 7.21 31.96 10.38 362 182 Average	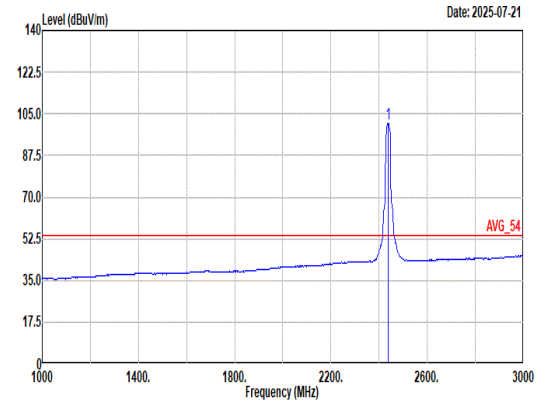 Site : 03CH23-HY Condition: AVG_54 3m DRH18-E_LE2C05A18EN_250702 VERTICAL : RBW:1000.000kHz VBW:0.750kHz SWT:Auto Freq Level Limit Line Margin Read Level Ant Factor Cable Loss Preamp Factor Aux Factor APos TPos Remark MHz dBuV/m dBuV/m dB dBuV dB/m dB dB dB cm deg 1 2437.00 101.16 ------ ------ 88.72 26.78 7.28 32.00 10.38 362 182 Average

Mode	20	
	Band Edge - R	
	2400-2483.5_802.11g_CH06_2437MHz	
ANT	1	
Pol.	Vertical	Fundamental
Peak	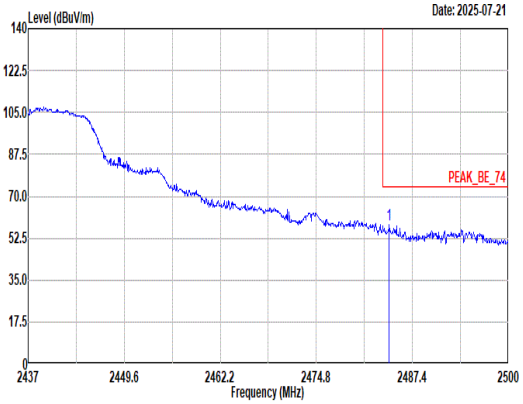 Site : 03CH23-HY Condition: PEAK_BE_74 3m DRH18-E_LE2C05A18EN_250702 VERTICAL : RBW:1000.000kHz VBW:3000.000kHz SWT:Auto Limit Read Ant Cable Preamp Aux APos TPos Freq Level Line Margin Level Factor Loss Factor Factor Remark MHz dBuV/m dBuV/m dB dBuV dB/m dB dB dB cm deg 1 2484.38 57.87 74.00 -16.13 45.34 26.84 7.34 32.03 10.38 362 182 Peak	Blank
Avg	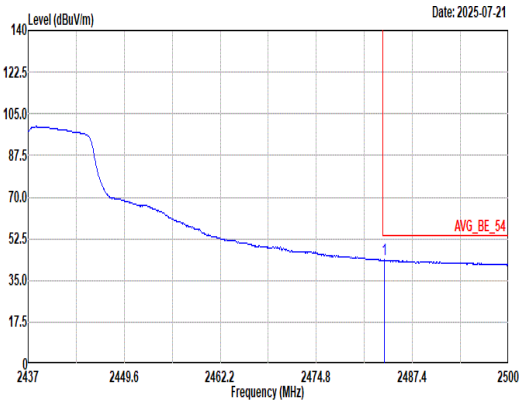 Site : 03CH23-HY Condition: AVG_BE_54 3m DRH18-E_LE2C05A18EN_250702 VERTICAL : RBW:1000.000kHz VBW:0.750kHz SWT:Auto Limit Read Ant Cable Preamp Aux APos TPos Freq Level Line Margin Level Factor Loss Factor Factor Remark MHz dBuV/m dBuV/m dB dBuV dB/m dB dB dB cm deg 1 2483.68 43.67 54.00 -10.33 31.14 26.84 7.34 32.03 10.38 362 182 Average	Blank

Mode	20	
	Harmonic	
	2400-2483.5_802.11g_CH06_2437MHz	
ANT	1	
Pol.	Horizontal	Vertical
Peak Avg	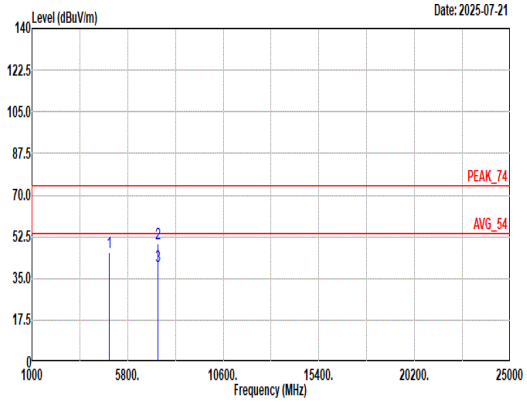 Site : 03CH23-HY Condition: PEAK_74 3m DRH18-E_LE2C05A18EN_250702 HORIZONTAL Freq Level Limit Line Margin Read Level Ant Factor Cable Loss Preamp Factor Aux Factor APos TPos Remark MHz dBuV/m dBuV/m dB dBuV dB/m dB dB dB cm deg 1 4874.00 45.82 74.00 -28.18 34.69 32.60 10.24 33.17 1.46 -- -- Peak 2 7311.00 49.51 74.00 -24.49 33.75 37.24 12.49 35.98 2.01 -- -- Peak 3 7311.00 39.94 54.00 -14.06 24.18 37.24 12.49 35.98 2.01 -- -- Average	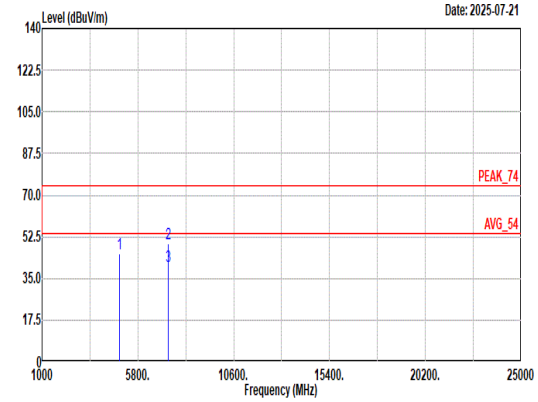 Site : 03CH23-HY Condition: PEAK_74 3m DRH18-E_LE2C05A18EN_250702 VERTICAL Freq Level Limit Line Margin Read Level Ant Factor Cable Loss Preamp Factor Aux Factor APos TPos Remark MHz dBuV/m dBuV/m dB dBuV dB/m dB dB dB cm deg 1 4874.00 45.47 74.00 -28.53 34.34 32.60 10.24 33.17 1.46 -- -- Peak 2 7311.00 49.72 74.00 -24.28 33.96 37.24 12.49 35.98 2.01 -- -- Peak 3 7311.00 40.02 54.00 -13.98 24.26 37.24 12.49 35.98 2.01 -- -- Average

Mode	21	
	Band Edge	
	2400-2483.5_802.11g_CH11_2462MHz	
ANT	1	
Pol.	Horizontal	Fundamental
Peak	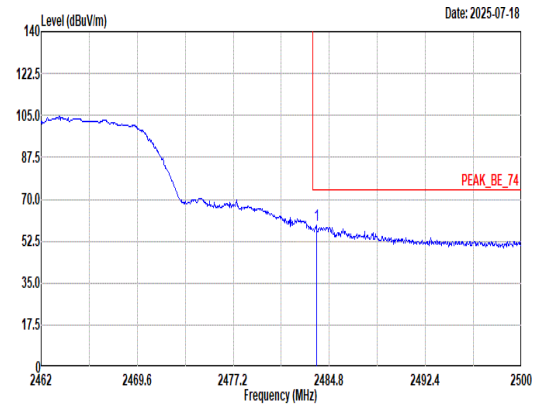 Site : 03CH23-HY Condition: PEAK_BE_74 3m DRH18-E_LE2C05A18EN_250702 HORIZONTAL : RBW:1000.000kHz VBW:3000.000kHz SWT:Auto Freq Level Limit Line Margin Read Level Ant Factor Cable Loss Preamp Factor Aux Factor APos TPos Remark MHz dBuV/m dBuV/m dB dBuV dB/m dB dB dB cm deg 1 2483.77 59.03 74.00 -14.97 46.50 26.84 7.34 32.03 10.38 142 360 Peak	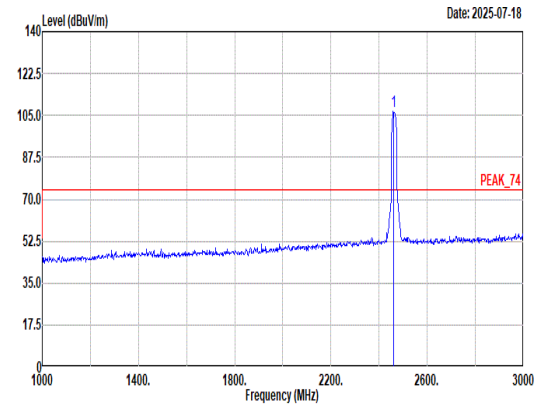 Site : 03CH23-HY Condition: PEAK_74 3m DRH18-E_LE2C05A18EN_250702 HORIZONTAL : RBW:1000.000kHz VBW:3000.000kHz SWT:Auto Freq Level Limit Line Margin Read Level Ant Factor Cable Loss Preamp Factor Aux Factor APos TPos Remark MHz dBuV/m dBuV/m dB dBuV dB/m dB dB dB cm deg 1 2462.00 106.79 ------ ------ 94.29 26.82 7.31 32.01 10.38 142 360 Peak
Avg	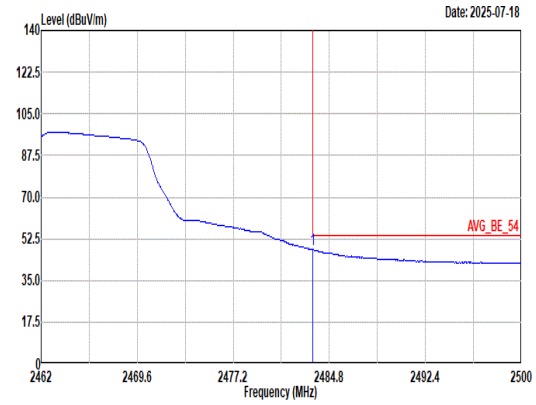 Site : 03CH23-HY Condition: AVG_BE_54 3m DRH18-E_LE2C05A18EN_250702 HORIZONTAL : RBW:1000.000kHz VBW:0.750kHz SWT:Auto Freq Level Limit Line Margin Read Level Ant Factor Cable Loss Preamp Factor Aux Factor APos TPos Remark MHz dBuV/m dBuV/m dB dBuV dB/m dB dB dB cm deg 1 2483.51 47.86 54.00 -6.14 35.33 26.84 7.34 32.03 10.38 142 360 Average	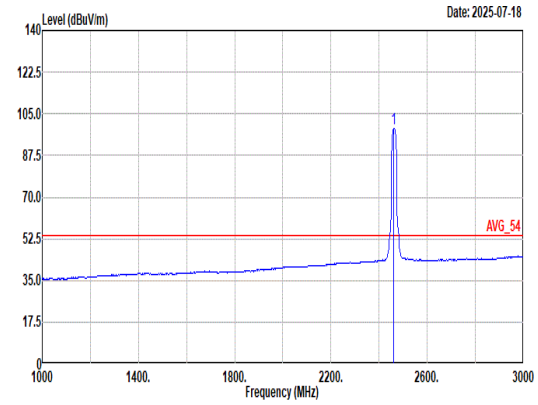 Site : 03CH23-HY Condition: AVG_54 3m DRH18-E_LE2C05A18EN_250702 HORIZONTAL : RBW:1000.000kHz VBW:0.750kHz SWT:Auto Freq Level Limit Line Margin Read Level Ant Factor Cable Loss Preamp Factor Aux Factor APos TPos Remark MHz dBuV/m dBuV/m dB dBuV dB/m dB dB dB cm deg 1 2462.00 98.94 ------ ------ 86.47 26.80 7.31 32.02 10.38 142 360 Average

Mode	21	
	Band Edge	
	2400-2483.5_802.11g_CH11_2462MHz	
ANT	1	
Pol.	Vertical	Fundamental
Peak	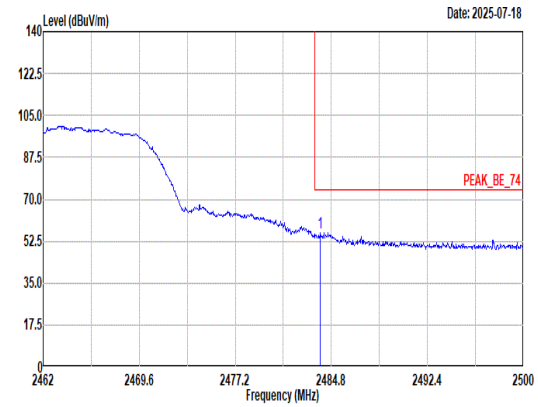 Site : 03CH23-HY Condition: PEAK_BE_74 3m DRH18-E_LE2C05A18EN_250702 VERTICAL : RBW:1000.000kHz VBW:3000.000kHz SWT:Auto Freq Level Limit Line Margin Read Level Ant Factor Cable Loss Preamp Factor Aux Factor APos TPos Remark MHz dBuV/m dBuV/m dB dBuV dB/m dB dB dB cm deg 1 2483.93 56.14 74.00 -17.86 43.61 26.84 7.34 32.03 10.38 399 171 Peak	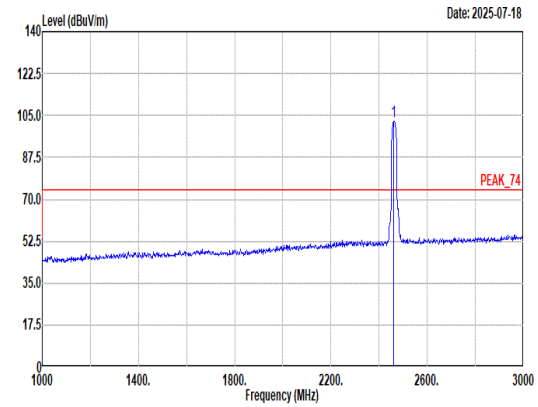 Site : 03CH23-HY Condition: PEAK_74 3m DRH18-E_LE2C05A18EN_250702 VERTICAL : RBW:1000.000kHz VBW:3000.000kHz SWT:Auto Freq Level Limit Line Margin Read Level Ant Factor Cable Loss Preamp Factor Aux Factor APos TPos Remark MHz dBuV/m dBuV/m dB dBuV dB/m dB dB dB cm deg 1 2462.00 102.54 ------ ------ 90.06 26.80 7.31 32.01 10.38 399 171 Peak
Avg	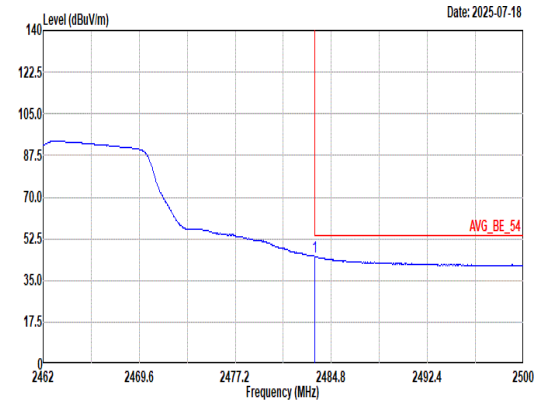 Site : 03CH23-HY Condition: AVG_BE_54 3m DRH18-E_LE2C05A18EN_250702 VERTICAL : RBW:1000.000kHz VBW:0.750kHz SWT:Auto Freq Level Limit Line Margin Read Level Ant Factor Cable Loss Preamp Factor Aux Factor APos TPos Remark MHz dBuV/m dBuV/m dB dBuV dB/m dB dB dB cm deg 1 2483.51 45.08 54.00 -8.92 32.55 26.84 7.34 32.03 10.38 399 171 Average	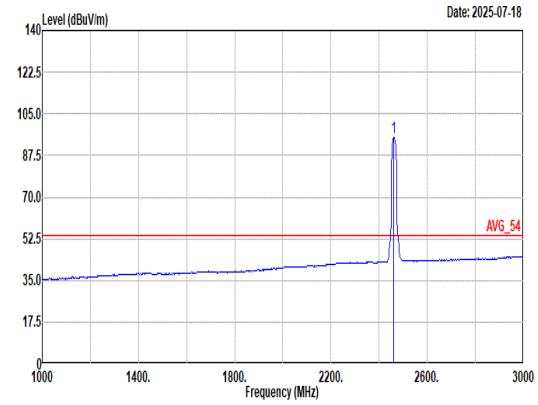 Site : 03CH23-HY Condition: AVG_54 3m DRH18-E_LE2C05A18EN_250702 VERTICAL : RBW:1000.000kHz VBW:0.750kHz SWT:Auto Freq Level Limit Line Margin Read Level Ant Factor Cable Loss Preamp Factor Aux Factor APos TPos Remark MHz dBuV/m dBuV/m dB dBuV dB/m dB dB dB cm deg 1 2462.00 95.07 ------ ------ 82.59 26.80 7.31 32.01 10.38 399 171 Average

Mode	21	
	Harmonic	
	2400-2483.5_802.11g_CH11_2462MHz	
ANT	1	
Pol.	Horizontal	Vertical
Peak Avg	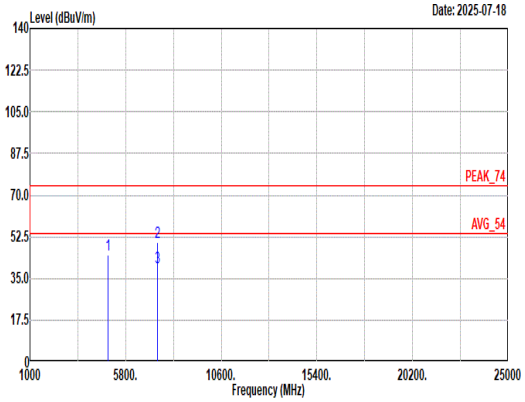 Site : 03CH23-HY Condition: PEAK_74 3m DRH18-E_LE2C05A18EN_250702 HORIZONTAL Freq Level Limit Line Margin Read Level Ant Factor Cable Loss Preamp Factor Aux Factor APos TPos Remark MHz dBuV/m dBuV/m dB dBuV dB/m dB dB dB cm deg 1 4924.00 44.91 74.00 -29.09 33.41 32.80 10.32 33.18 1.56 -- -- Peak 2 7386.00 50.08 74.00 -23.92 34.28 37.33 12.52 36.03 1.98 -- -- Peak 3 7386.00 39.40 54.00 -14.60 23.60 37.33 12.52 36.03 1.98 -- -- Average	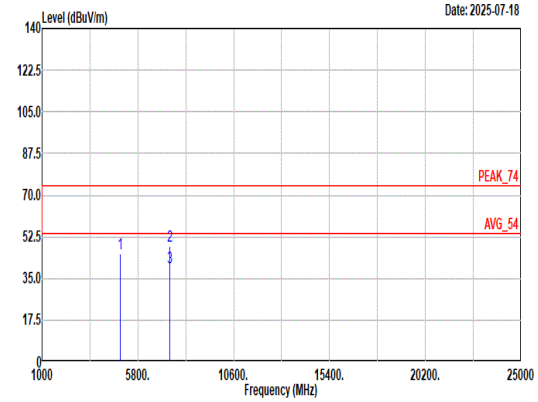 Site : 03CH23-HY Condition: PEAK_74 3m DRH18-E_LE2C05A18EN_250702 VERTICAL Freq Level Limit Line Margin Read Level Ant Factor Cable Loss Preamp Factor Aux Factor APos TPos Remark MHz dBuV/m dBuV/m dB dBuV dB/m dB dB dB cm deg 1 4924.00 45.57 74.00 -28.43 34.07 32.80 10.32 33.18 1.56 -- -- Peak 2 7386.00 48.58 74.00 -25.42 32.78 37.33 12.52 36.03 1.98 -- -- Peak 3 7386.00 39.46 54.00 -14.54 23.66 37.33 12.52 36.03 1.98 -- -- Average

Mode	22	
	Band Edge	
	2400-2483.5_802.11g_CH12_2467MHz	
ANT	1	
Pol.	Horizontal	Fundamental
Peak	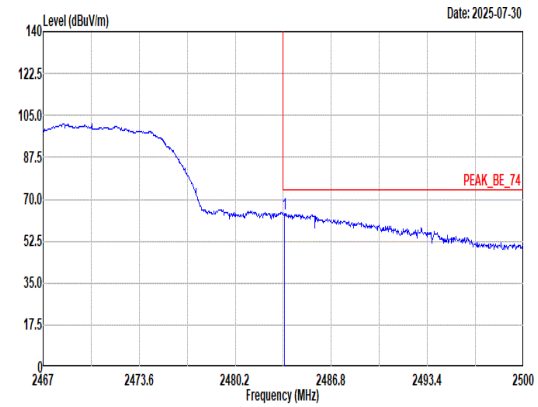 Site : 03CH23-HY Condition: PEAK_BE_74 3m DRH18-E_LE2C05A18EN_250702 HORIZONTAL : RBW:1000.000kHz VBW:3000.000kHz SWT:Auto Freq Level Limit Line Margin Read Level Ant Factor Cable Loss Preamp Factor Aux Factor APos TPos Remark MHz dBuV/m dBuV/m dB dBuV dB/m dB dB dB cm deg 1 2483.60 63.76 74.00 -10.24 51.23 26.84 7.34 32.03 10.38 178 325 Peak	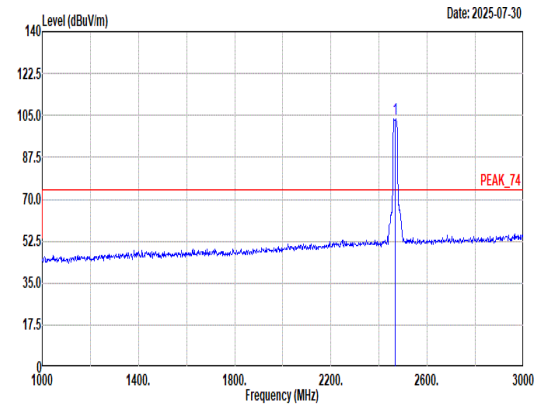 Site : 03CH23-HY Condition: PEAK_74 3m DRH18-E_LE2C05A18EN_250702 HORIZONTAL : RBW:1000.000kHz VBW:3000.000kHz SWT:Auto Freq Level Limit Line Margin Read Level Ant Factor Cable Loss Preamp Factor Aux Factor APos TPos Remark MHz dBuV/m dBuV/m dB dBuV dB/m dB dB dB cm deg 1 2467.00 103.77 ------ ------ 91.29 26.80 7.31 32.01 10.38 178 325 Peak
Avg	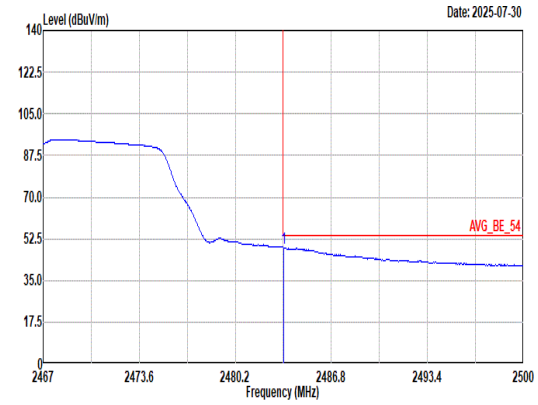 Site : 03CH23-HY Condition: AVG_BE_54 3m DRH18-E_LE2C05A18EN_250702 HORIZONTAL : RBW:1000.000kHz VBW:0.750kHz SWT:Auto Freq Level Limit Line Margin Read Level Ant Factor Cable Loss Preamp Factor Aux Factor APos TPos Remark MHz dBuV/m dBuV/m dB dBuV dB/m dB dB dB cm deg 1 2483.53 48.75 54.00 -5.25 36.22 26.84 7.34 32.03 10.38 178 325 Average	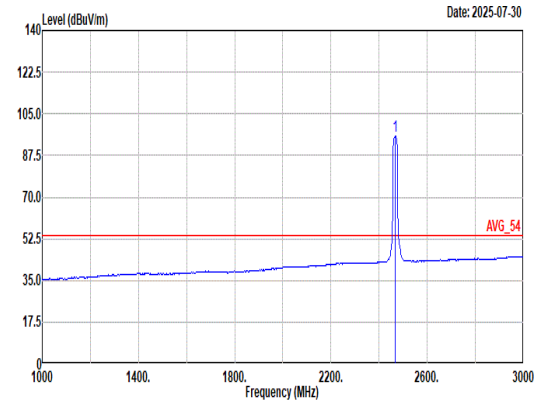 Site : 03CH23-HY Condition: AVG_54 3m DRH18-E_LE2C05A18EN_250702 HORIZONTAL : RBW:1000.000kHz VBW:0.750kHz SWT:Auto Freq Level Limit Line Margin Read Level Ant Factor Cable Loss Preamp Factor Aux Factor APos TPos Remark MHz dBuV/m dBuV/m dB dBuV dB/m dB dB dB cm deg 1 2467.00 95.69 ------ ------ 83.21 26.80 7.32 32.02 10.38 178 325 Average

Mode	22	
	Band Edge	
	2400-2483.5_802.11g_CH12_2467MHz	
ANT	1	
Pol.	Vertical	Fundamental
Peak	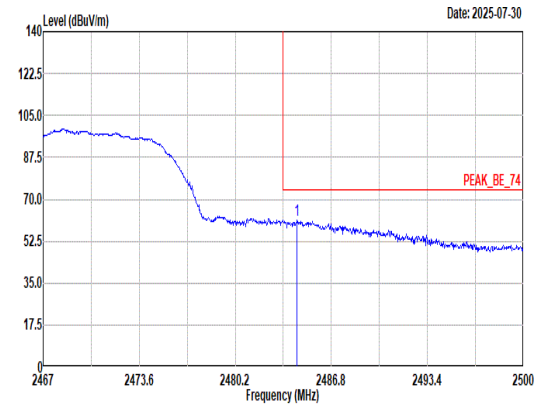 Site : 03CH23-HY Condition: PEAK_BE_74 3m DRH18-E_LE2C05A18EN_250702 VERTICAL : RBW:1000.000kHz VBW:3000.000kHz SWT:Auto Freq Level Limit Line Margin Read Level Ant Factor Cable Loss Preamp Factor Aux Factor APos TPos Remark MHz dBuV/m dBuV/m dB dBuV dB/m dB dB dB cm deg 1 2484.46 61.16 74.00 -12.84 48.63 26.84 7.34 32.03 10.38 400 168 Peak	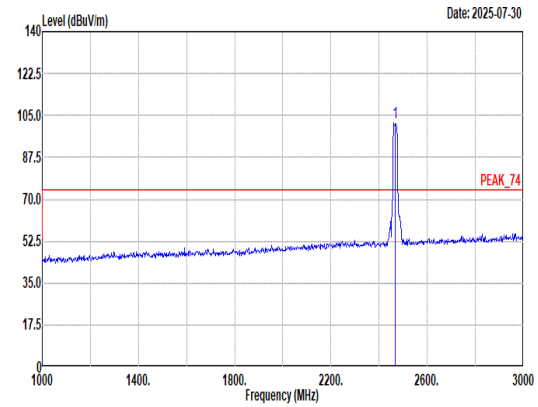 Site : 03CH23-HY Condition: PEAK_74 3m DRH18-E_LE2C05A18EN_250702 VERTICAL : RBW:1000.000kHz VBW:3000.000kHz SWT:Auto Freq Level Limit Line Margin Read Level Ant Factor Cable Loss Preamp Factor Aux Factor APos TPos Remark MHz dBuV/m dBuV/m dB dBuV dB/m dB dB dB cm deg 1 2467.00 101.88 ------ ------ 89.40 26.80 7.31 32.01 10.38 400 168 Peak
Avg	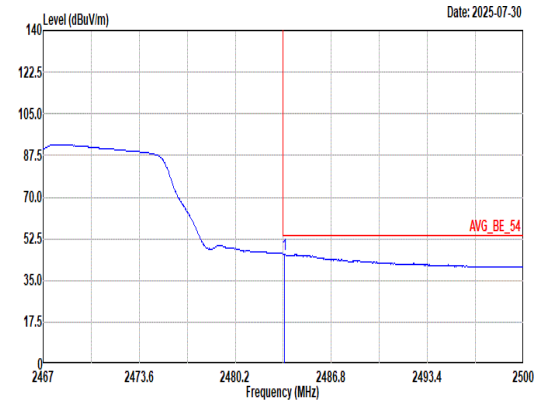 Site : 03CH23-HY Condition: AVG_BE_54 3m DRH18-E_LE2C05A18EN_250702 VERTICAL : RBW:1000.000kHz VBW:0.750kHz SWT:Auto Freq Level Limit Line Margin Read Level Ant Factor Cable Loss Preamp Factor Aux Factor APos TPos Remark MHz dBuV/m dBuV/m dB dBuV dB/m dB dB dB cm deg 1 2483.57 46.08 54.00 -7.92 33.55 26.84 7.34 32.03 10.38 400 168 Average	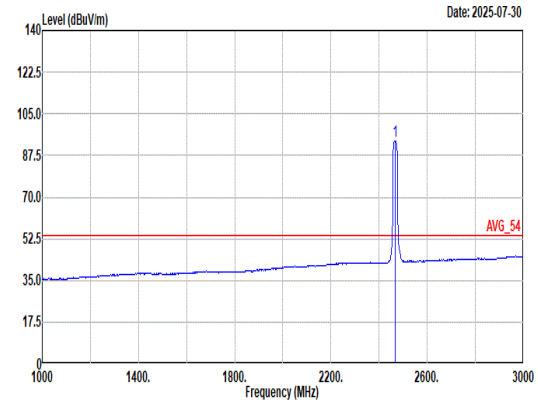 Site : 03CH23-HY Condition: AVG_54 3m DRH18-E_LE2C05A18EN_250702 VERTICAL : RBW:1000.000kHz VBW:0.750kHz SWT:Auto Freq Level Limit Line Margin Read Level Ant Factor Cable Loss Preamp Factor Aux Factor APos TPos Remark MHz dBuV/m dBuV/m dB dBuV dB/m dB dB dB cm deg 1 2467.00 93.76 ------ ------ 81.28 26.80 7.32 32.02 10.38 400 168 Average

Mode	22	
	Harmonic	
	2400-2483.5_802.11g_CH12_2467MHz	
ANT	1	
Pol.	Horizontal	Vertical
Peak Avg	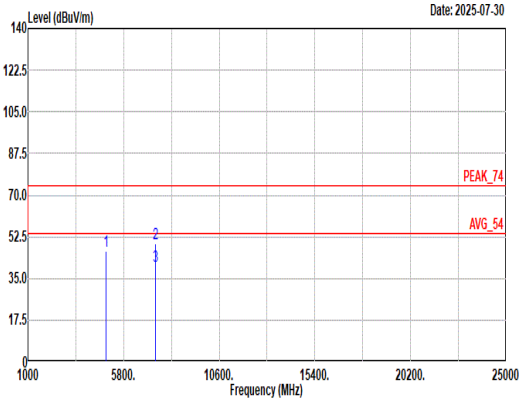 Site : 03CH23-HY Condition: PEAK_74 3m DRH18-E_LE2C05A18EN_250702 HORIZONTAL 1 4934.00 46.37 74.00 -27.63 34.80 32.84 10.34 33.18 1.57 -- -- Peak 2 7401.00 49.90 74.00 -24.10 34.13 37.30 12.53 36.04 1.98 -- -- Peak 3 7401.00 40.34 54.00 -13.66 24.57 37.30 12.53 36.04 1.98 -- -- Average	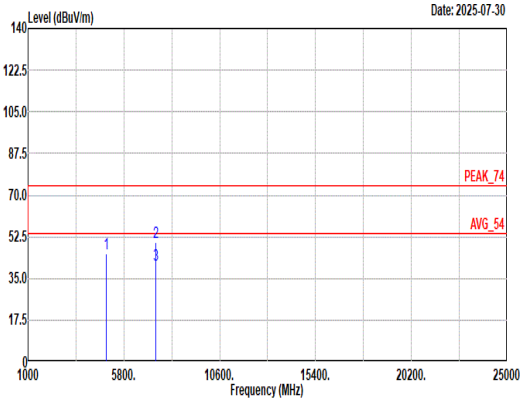 Site : 03CH23-HY Condition: PEAK_74 3m DRH18-E_LE2C05A18EN_250702 VERTICAL 1 4934.00 45.19 74.00 -28.81 33.62 32.84 10.34 33.18 1.57 -- -- Peak 2 7401.00 50.01 74.00 -23.99 34.24 37.30 12.53 36.04 1.98 -- -- Peak 3 7401.00 40.45 54.00 -13.55 24.68 37.30 12.53 36.04 1.98 -- -- Average

Mode	23	
	Band Edge	
	2400-2483.5_802.11g_CH13_2472MHz	
ANT	1	
Pol.	Horizontal	Fundamental
Peak	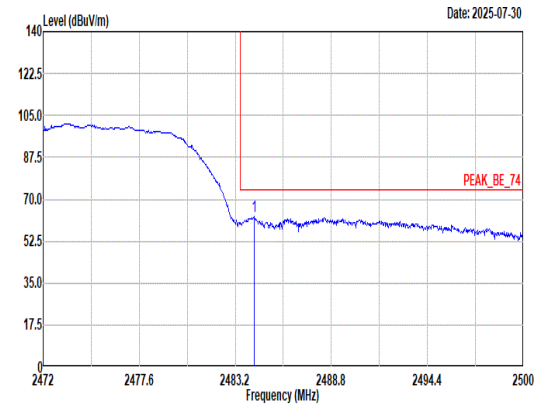 Site : 03CH23-HY Condition: PEAK_BE_74 3m DRH18-E_LE2C05A18EN_250702 HORIZONTAL : RBW:1000.000kHz VBW:3000.000kHz SWT:Auto Freq Level Limit Line Margin Read Level Ant Factor Cable Loss Preamp Factor Aux Factor APos TPos Remark MHz dBuV/m dBuV/m dB dBuV dB/m dB dB dB cm deg 1 2484.32 62.68 74.00 -11.32 50.15 26.84 7.34 32.03 10.38 177 324 Peak	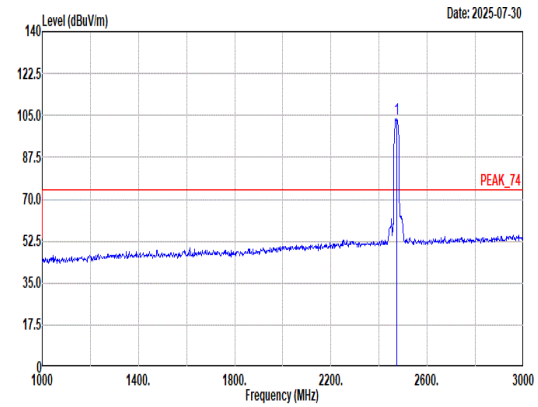 Site : 03CH23-HY Condition: PEAK_74 3m DRH18-E_LE2C05A18EN_250702 HORIZONTAL : RBW:1000.000kHz VBW:3000.000kHz SWT:Auto Freq Level Limit Line Margin Read Level Ant Factor Cable Loss Preamp Factor Aux Factor APos TPos Remark MHz dBuV/m dBuV/m dB dBuV dB/m dB dB dB cm deg 1 2472.00 103.38 ------ ------ 90.90 26.80 7.32 32.02 10.38 177 324 Peak
Avg	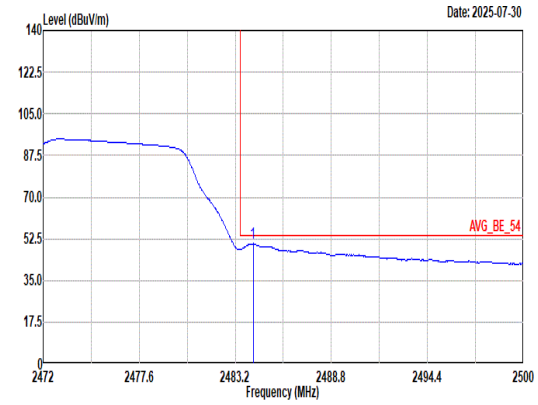 Site : 03CH23-HY Condition: AVG_BE_54 3m DRH18-E_LE2C05A18EN_250702 HORIZONTAL : RBW:1000.000kHz VBW:0.750kHz SWT:Auto Freq Level Limit Line Margin Read Level Ant Factor Cable Loss Preamp Factor Aux Factor APos TPos Remark MHz dBuV/m dBuV/m dB dBuV dB/m dB dB dB cm deg 1 2484.24 50.50 54.00 -3.50 37.97 26.84 7.34 32.03 10.38 177 324 Average	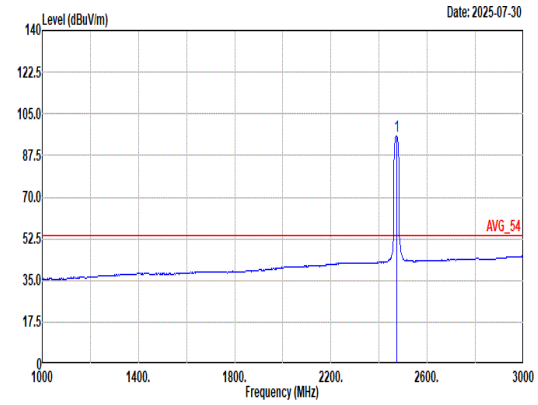 Site : 03CH23-HY Condition: AVG_54 3m DRH18-E_LE2C05A18EN_250702 HORIZONTAL : RBW:1000.000kHz VBW:0.750kHz SWT:Auto Freq Level Limit Line Margin Read Level Ant Factor Cable Loss Preamp Factor Aux Factor APos TPos Remark MHz dBuV/m dBuV/m dB dBuV dB/m dB dB dB cm deg 1 2472.00 95.86 ------ ------ 83.37 26.80 7.33 32.02 10.38 177 324 Average

Mode	23	
	Band Edge	
	2400-2483.5_802.11g_CH13_2472MHz	
ANT	1	
Pol.	Vertical	Fundamental
Peak	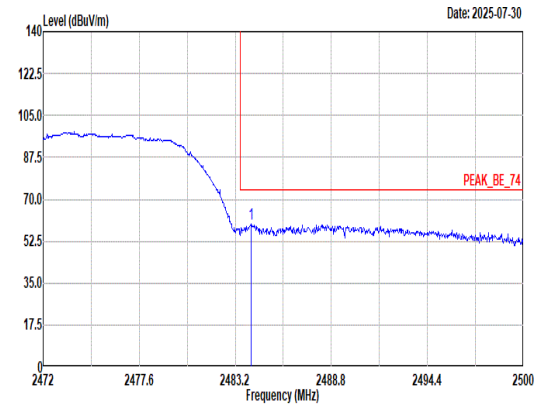 Site : 03CH23-HY Condition: PEAK_BE_74 3m DRH18-E_LE2C05A18EN_250702 VERTICAL : RBW:1000.000kHz VBW:3000.000kHz SWT:Auto Freq Level Limit Line Margin Read Level Ant Factor Cable Loss Preamp Factor Aux Factor APos TPos Remark MHz dBuV/m dBuV/m dB dBuV dB/m dB dB dB cm deg 1 2484.12 59.48 74.00 -14.52 46.95 26.84 7.34 32.03 10.38 389 168 Peak	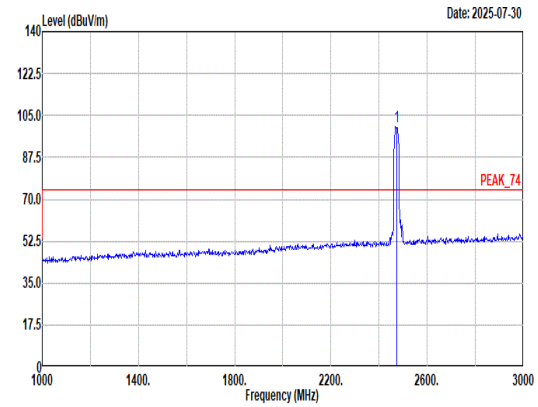 Site : 03CH23-HY Condition: PEAK_74 3m DRH18-E_LE2C05A18EN_250702 VERTICAL : RBW:1000.000kHz VBW:3000.000kHz SWT:Auto Freq Level Limit Line Margin Read Level Ant Factor Cable Loss Preamp Factor Aux Factor APos TPos Remark MHz dBuV/m dBuV/m dB dBuV dB/m dB dB dB cm deg 1 2472.00 100.16 ------ ------ 87.68 26.80 7.32 32.02 10.38 389 168 Peak
Avg	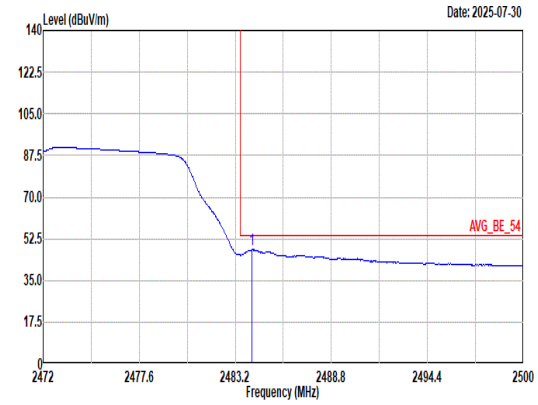 Site : 03CH23-HY Condition: AVG_BE_54 3m DRH18-E_LE2C05A18EN_250702 VERTICAL : RBW:1000.000kHz VBW:0.750kHz SWT:Auto Freq Level Limit Line Margin Read Level Ant Factor Cable Loss Preamp Factor Aux Factor APos TPos Remark MHz dBuV/m dBuV/m dB dBuV dB/m dB dB dB cm deg 1 2484.15 47.90 54.00 -6.10 35.37 26.84 7.34 32.03 10.38 389 168 Average	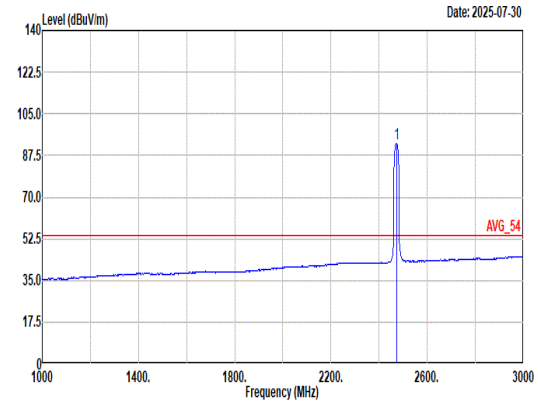 Site : 03CH23-HY Condition: AVG_54 3m DRH18-E_LE2C05A18EN_250702 VERTICAL : RBW:1000.000kHz VBW:0.750kHz SWT:Auto Freq Level Limit Line Margin Read Level Ant Factor Cable Loss Preamp Factor Aux Factor APos TPos Remark MHz dBuV/m dBuV/m dB dBuV dB/m dB dB dB cm deg 1 2472.00 92.37 ------ ------ 79.89 26.80 7.32 32.02 10.38 389 168 Average

Mode	23	
	Harmonic	
	2400-2483.5_802.11g_CH13_2472MHz	
ANT	1	
Pol.	Horizontal	Vertical
Peak Avg	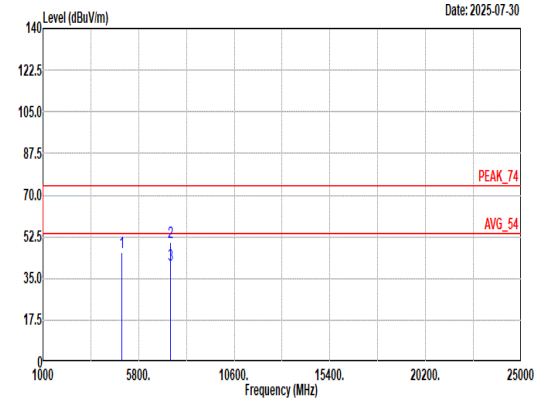 Site : 03CH23-HY Condition: PEAK_74 3m DRH18-E_LE2C05A18EN_250702 HORIZONTAL Freq Level Limit Line Margin Read Level Ant Factor Cable Loss Preamp Factor Aux Factor APos TPos Remark MHz dBuV/m dBuV/m dB dBuV dB/m dB dB dB cm deg 1 4944.00 45.78 74.00 -28.22 34.13 32.88 10.36 33.18 1.59 -- -- Peak 2 7416.00 50.09 74.00 -23.91 34.36 37.24 12.56 36.05 1.98 -- -- Peak 3 7416.00 40.53 54.00 -13.47 24.80 37.24 12.56 36.05 1.98 -- -- Average	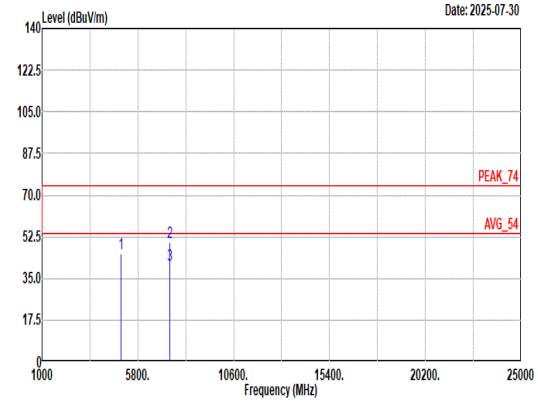 Site : 03CH23-HY Condition: PEAK_74 3m DRH18-E_LE2C05A18EN_250702 VERTICAL Freq Level Limit Line Margin Read Level Ant Factor Cable Loss Preamp Factor Aux Factor APos TPos Remark MHz dBuV/m dBuV/m dB dBuV dB/m dB dB dB cm deg 1 4944.00 45.42 74.00 -28.58 33.77 32.88 10.36 33.18 1.59 -- -- Peak 2 7416.00 50.42 74.00 -23.58 34.69 37.24 12.56 36.05 1.98 -- -- Peak 3 7416.00 40.86 54.00 -13.14 25.13 37.24 12.56 36.05 1.98 -- -- Average

Mode	24	
	Band Edge	
	2400-2483.5_802.11ax HE20_CH01_Full RU_2412MHz	
ANT	1	
Pol.	Horizontal	Fundamental
Peak	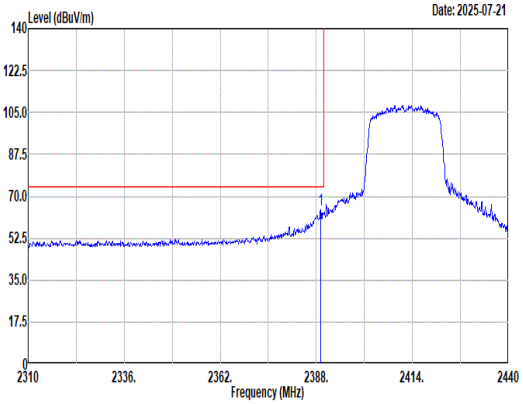 Site : 03CH23-HY Condition: PEAK_BE_74 3m DRH18-E_LE2C05A18EN_250702 HORIZONTAL : RBW:1000.000kHz VBW:3000.000kHz SWT:Auto Freq Level Limit Line Margin Read Level Ant Factor Cable Loss Preamp Factor Aux Factor APos TPos Remark MHz dBuV/m dBuV/m dB dBuV dB/m dB dB dB cm deg 1 2389.17 64.65 74.00 -9.35 52.22 26.80 7.21 31.96 10.38 150 342 Peak	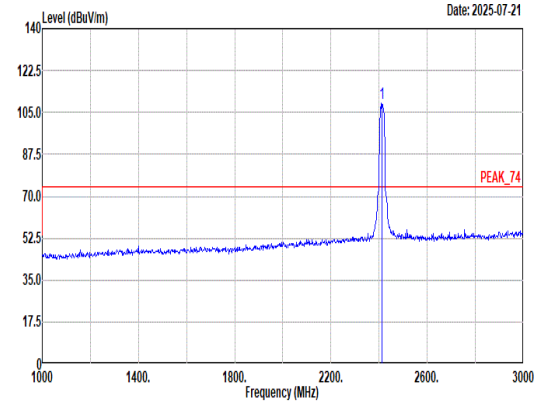 Site : 03CH23-HY Condition: PEAK_74 3m DRH18-E_LE2C05A18EN_250702 HORIZONTAL : RBW:1000.000kHz VBW:3000.000kHz SWT:Auto Freq Level Limit Line Margin Read Level Ant Factor Cable Loss Preamp Factor Aux Factor APos TPos Remark MHz dBuV/m dBuV/m dB dBuV dB/m dB dB dB cm deg 1 2412.00 108.68 ------ ------ 96.14 26.90 7.24 31.98 10.38 150 342 Peak
Avg	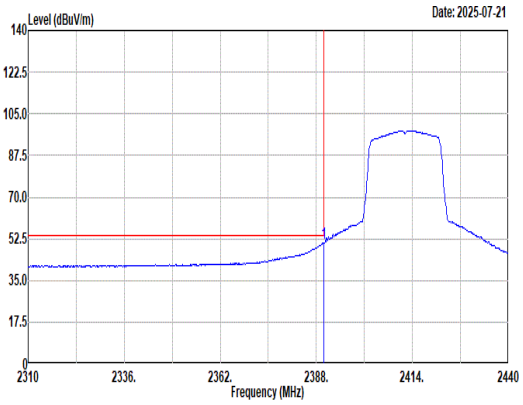 Site : 03CH23-HY Condition: AVG_BE_54 3m DRH18-E_LE2C05A18EN_250702 HORIZONTAL : RBW:1000.000kHz VBW:1.000kHz SWT:Auto Freq Level Limit Line Margin Read Level Ant Factor Cable Loss Preamp Factor Aux Factor APos TPos Remark MHz dBuV/m dBuV/m dB dBuV dB/m dB dB dB cm deg 1 2389.95 50.72 54.00 -3.28 38.30 26.80 7.21 31.97 10.38 150 342 Average	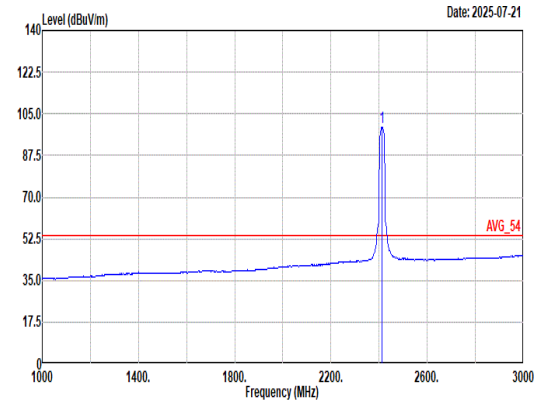 Site : 03CH23-HY Condition: AVG_54 3m DRH18-E_LE2C05A18EN_250702 HORIZONTAL : RBW:1000.000kHz VBW:1.000kHz SWT:Auto Freq Level Limit Line Margin Read Level Ant Factor Cable Loss Preamp Factor Aux Factor APos TPos Remark MHz dBuV/m dBuV/m dB dBuV dB/m dB dB dB cm deg 1 2412.00 99.41 ------ ------ 86.88 26.88 7.25 31.98 10.38 150 342 Average

Mode	24	
	Band Edge	
	2400-2483.5_802.11ax HE20_CH01_Full RU_2412MHz	
ANT	1	
Pol.	Vertical	Fundamental
Peak	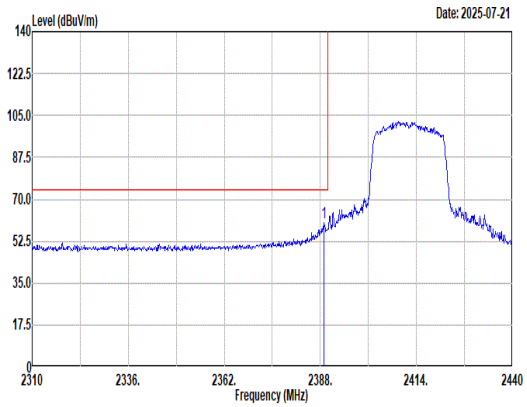 Site : 03CH23-HY Condition: PEAK_BE_74 3m DRH18-E_LE2C05A18EN_250702 VERTICAL : RBW:1000.000kHz VBW:3000.000kHz SWT:Auto Freq Level Limit Line Margin Read Level Ant Factor Cable Loss Preamp Factor Aux Factor APos TPos Remark MHz dBuV/m dBuV/m dB dBuV dB/m dB dB dB cm deg 1 2389.04 60.12 74.00 -13.88 47.69 26.80 7.21 31.96 10.38 149 129 Peak	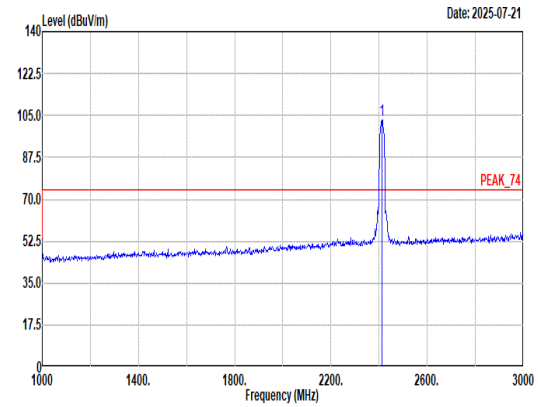 Site : 03CH23-HY Condition: PEAK_74 3m DRH18-E_LE2C05A18EN_250702 VERTICAL : RBW:1000.000kHz VBW:3000.000kHz SWT:Auto Freq Level Limit Line Margin Read Level Ant Factor Cable Loss Preamp Factor Aux Factor APos TPos Remark MHz dBuV/m dBuV/m dB dBuV dB/m dB dB dB cm deg 1 2412.00 103.22 ------ ------ 90.71 26.86 7.25 31.98 10.38 149 129 Peak
Avg	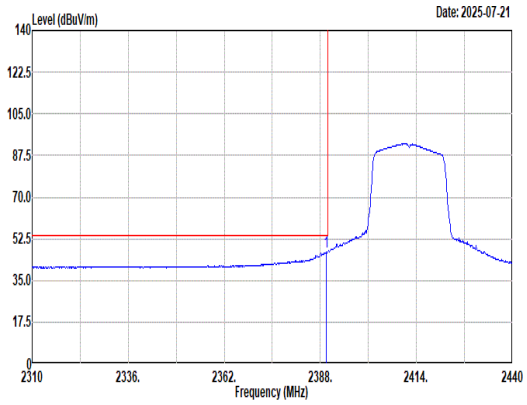 Site : 03CH23-HY Condition: AVG_BE_54 3m DRH18-E_LE2C05A18EN_250702 VERTICAL : RBW:1000.000kHz VBW:1.000kHz SWT:Auto Freq Level Limit Line Margin Read Level Ant Factor Cable Loss Preamp Factor Aux Factor APos TPos Remark MHz dBuV/m dBuV/m dB dBuV dB/m dB dB dB cm deg 1 2389.69 46.90 54.00 -7.10 34.47 26.80 7.21 31.96 10.38 149 129 Average	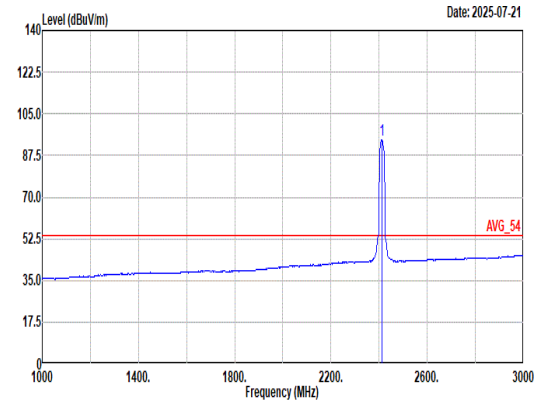 Site : 03CH23-HY Condition: AVG_54 3m DRH18-E_LE2C05A18EN_250702 VERTICAL : RBW:1000.000kHz VBW:1.000kHz SWT:Auto Freq Level Limit Line Margin Read Level Ant Factor Cable Loss Preamp Factor Aux Factor APos TPos Remark MHz dBuV/m dBuV/m dB dBuV dB/m dB dB dB cm deg 1 2412.00 93.95 ------ ------ 81.41 26.90 7.24 31.98 10.38 149 129 Average

Mode	24	
	Harmonic	
	2400-2483.5_802.11ax HE20_CH01_Full RU_2412MHz	
ANT	1	
Pol.	Horizontal	Vertical
Peak Avg	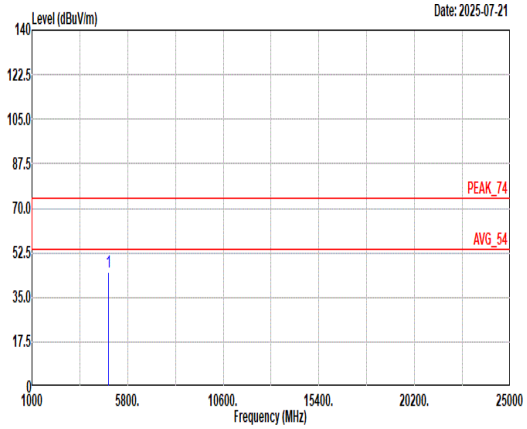 Site : 03CH23-HY Condition: PEAK_74 3m DRH18-E_LE2C05A18EN_250702 HORIZONTAL Freq Level Limit Line Margin Read Level Ant Factor Cable Loss Preamp Factor Aux Factor APos TPos Remark MHz dBuV/m dBuV/m dB dBuV dB/m dB dB dB cm deg 1 4824.00 45.12 74.00 -28.88 34.30 32.45 10.16 33.16 1.37 -- -- Peak	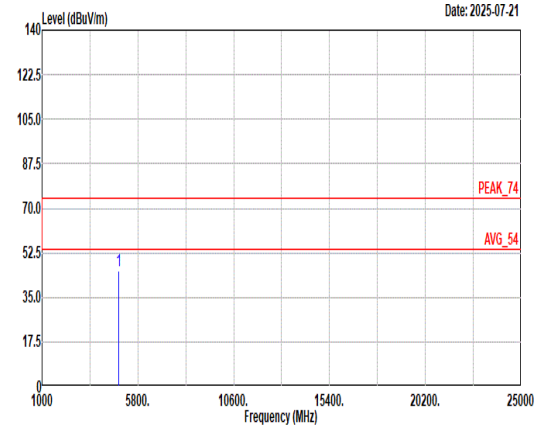 Site : 03CH23-HY Condition: PEAK_74 3m DRH18-E_LE2C05A18EN_250702 VERTICAL Freq Level Limit Line Margin Read Level Ant Factor Cable Loss Preamp Factor Aux Factor APos TPos Remark MHz dBuV/m dBuV/m dB dBuV dB/m dB dB dB cm deg 1 4824.00 45.48 74.00 -28.52 34.66 32.45 10.16 33.16 1.37 -- -- Peak

Mode	25	
	Band Edge - L	
	2400-2483.5_802.11ax HE20_CH06_Full RU_2437MHz	
ANT	1	
Pol.	Horizontal	Fundamental
Peak	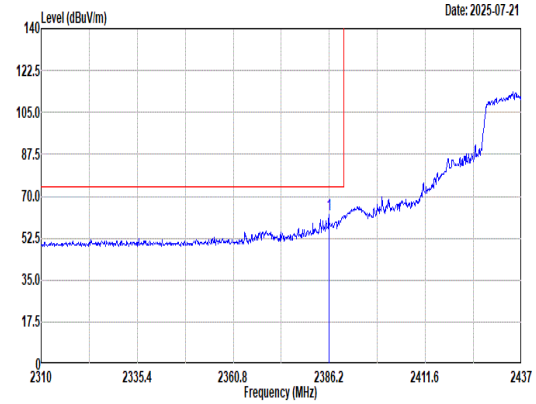 Site : 03CH23-HY Condition: PEAK_BE_74 3m DRH18-E_LE2C05A18EN_250702 HORIZONTAL : RBW:1000.000kHz VBW:3000.000kHz SWT:Auto Freq Level Limit Line Margin Read Level Ant Factor Cable Loss Preamp Factor Aux Factor APos TPos Remark MHz dBuV/m dBuV/m dB dBuV dB/m dB dB dB cm deg 1 2386.07 62.10 74.00 -11.90 49.67 26.80 7.21 31.96 10.38 154 347 Peak	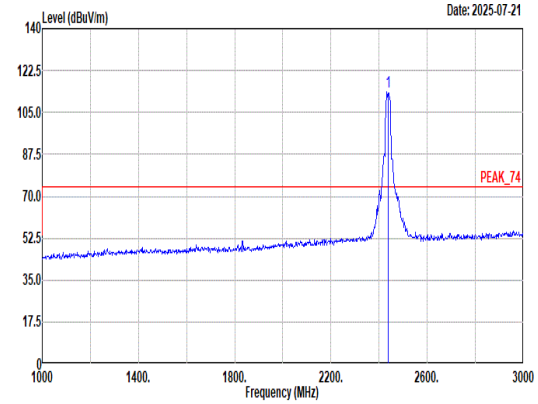 Site : 03CH23-HY Condition: PEAK_74 3m DRH18-E_LE2C05A18EN_250702 HORIZONTAL : RBW:1000.000kHz VBW:3000.000kHz SWT:Auto Freq Level Limit Line Margin Read Level Ant Factor Cable Loss Preamp Factor Aux Factor APos TPos Remark MHz dBuV/m dBuV/m dB dBuV dB/m dB dB dB cm deg 1 2437.00 113.35 ------ ------ 100.97 26.72 7.27 31.99 10.38 154 347 Peak
Avg	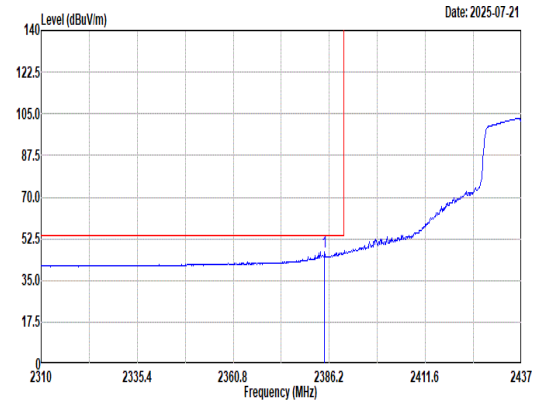 Site : 03CH23-HY Condition: AVG_BE_54 3m DRH18-E_LE2C05A18EN_250702 HORIZONTAL : RBW:1000.000kHz VBW:1.000kHz SWT:Auto Freq Level Limit Line Margin Read Level Ant Factor Cable Loss Preamp Factor Aux Factor APos TPos Remark MHz dBuV/m dBuV/m dB dBuV dB/m dB dB dB cm deg 1 2384.93 46.92 54.00 -7.08 34.49 26.80 7.21 31.96 10.38 154 347 Average	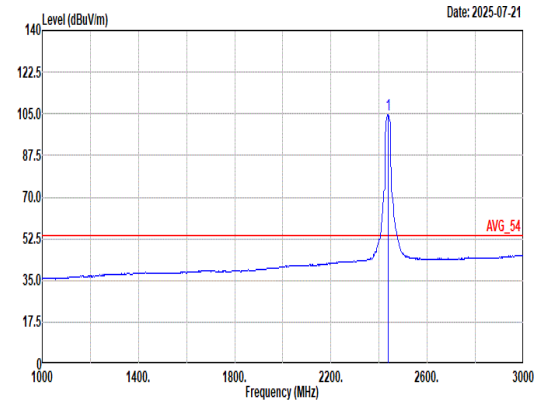 Site : 03CH23-HY Condition: AVG_54 3m DRH18-E_LE2C05A18EN_250702 HORIZONTAL : RBW:1000.000kHz VBW:1.000kHz SWT:Auto Freq Level Limit Line Margin Read Level Ant Factor Cable Loss Preamp Factor Aux Factor APos TPos Remark MHz dBuV/m dBuV/m dB dBuV dB/m dB dB dB cm deg 1 2437.00 104.52 ------ ------ 92.10 26.76 7.28 32.00 10.38 154 347 Average

Mode	25	
	Band Edge - R	
	2400-2483.5_802.11ax HE20_CH06_Full RU_2437MHz	
ANT	1	
Pol.	Horizontal	Fundamental
Peak	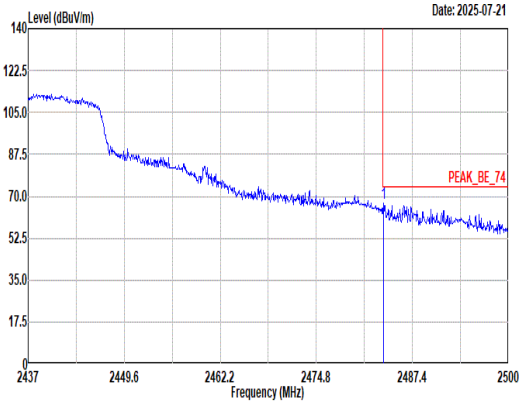 Site : 03CH23-HY Condition: PEAK_BE_74 3m DRH18-E_LE2C05A18EN_250702 HORIZONTAL : RBW:1000.000kHz VBW:3000.000kHz SWT:Auto Freq Level Limit Line Margin Read Level Ant Factor Cable Loss Preamp Factor Aux Factor APos TPos Remark MHz dBuV/m dBuV/m dB dBuV dB/m dB dB dB cm deg 1 2483.62 67.17 74.00 -6.83 54.64 26.84 7.34 32.03 10.38 154 347 Peak	Blank
Avg	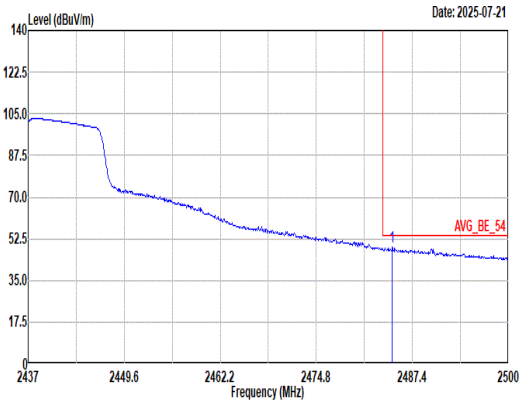 Site : 03CH23-HY Condition: AVG_BE_54 3m DRH18-E_LE2C05A18EN_250702 HORIZONTAL : RBW:1000.000kHz VBW:1.000kHz SWT:Auto Freq Level Limit Line Margin Read Level Ant Factor Cable Loss Preamp Factor Aux Factor APos TPos Remark MHz dBuV/m dBuV/m dB dBuV dB/m dB dB dB cm deg 1 2484.75 48.92 54.00 -5.08 36.38 26.85 7.34 32.03 10.38 154 347 Average	Blank

Mode	25	
	Band Edge - L	
	2400-2483.5_802.11ax HE20_CH06_Full RU_2437MHz	
ANT	1	
Pol.	Vertical	Fundamental
Peak	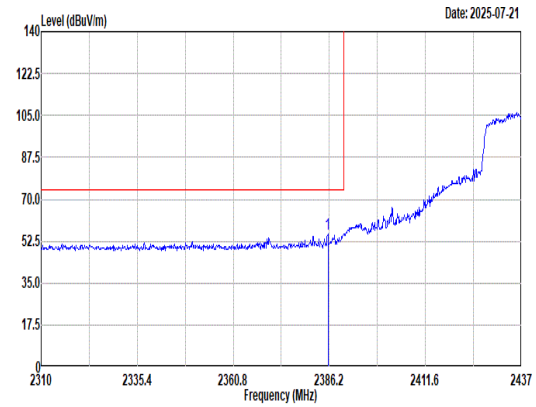 Site : 03CH23-HY Condition: PEAK_BE_74 3m DRH18-E_LE2C05A18EN_250702 VERTICAL : RBW:1000.000kHz VBW:3000.000kHz SWT:Auto 1 2385.82 55.26 74.00 -18.74 42.83 26.80 7.21 31.96 10.38 400 180 Peak	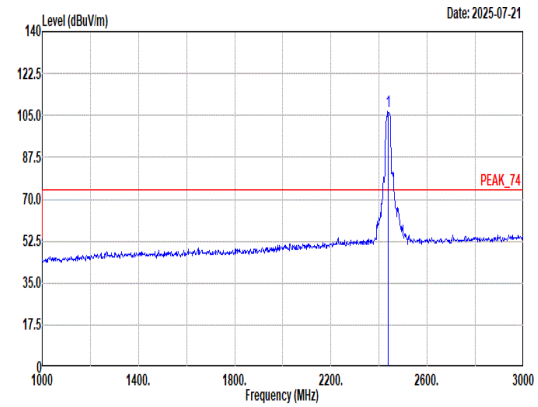 Site : 03CH23-HY Condition: PEAK_74 3m DRH18-E_LE2C05A18EN_250702 VERTICAL : RBW:1000.000kHz VBW:3000.000kHz SWT:Auto 1 2437.00 106.53 ------ ------ 94.11 26.76 7.28 32.00 10.38 400 180 Peak
Avg	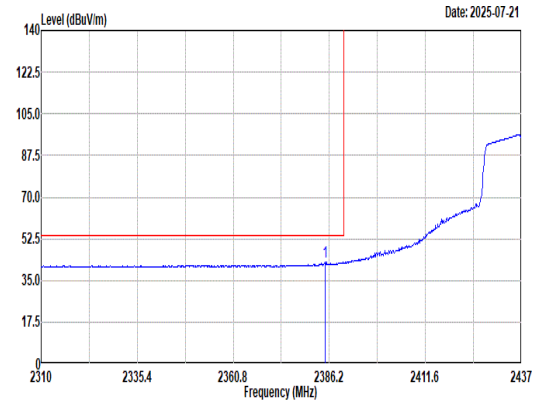 Site : 03CH23-HY Condition: AVG_BE_54 3m DRH18-E_LE2C05A18EN_250702 VERTICAL : RBW:1000.000kHz VBW:1.000kHz SWT:Auto 1 2385.18 42.95 54.00 -11.05 30.52 26.80 7.21 31.96 10.38 400 180 Average	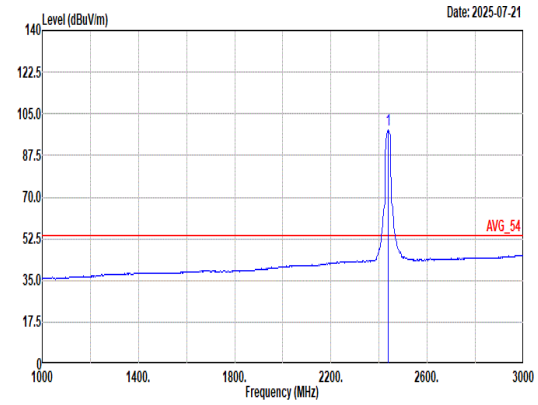 Site : 03CH23-HY Condition: AVG_54 3m DRH18-E_LE2C05A18EN_250702 VERTICAL : RBW:1000.000kHz VBW:1.000kHz SWT:Auto 1 2437.00 98.00 ------ ------ 85.56 26.78 7.28 32.00 10.38 400 180 Average

Mode	25	
	Band Edge - R	
	2400-2483.5_802.11ax HE20_CH06_Full RU_2437MHz	
ANT	1	
Pol.	Vertical	Fundamental
Peak	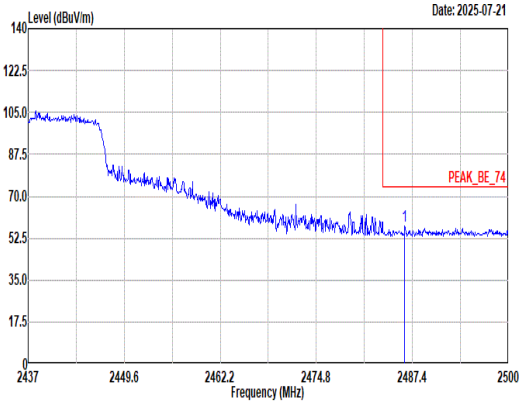 Site : 03CH23-HY Condition: PEAK_BE_74 3m DRH18-E_LE2C05A18EN_250702 VERTICAL : RBW:1000.000kHz VBW:3000.000kHz SWT:Auto Limit Read Ant Cable Preamp Aux APos TPos Freq Level Line Margin Level Factor Loss Factor Factor Remark MHz dBuV/m dBuV/m dB dBuV dB/m dB dB dB cm deg 1 2486.39 57.71 74.00 -16.29 45.16 26.86 7.34 32.03 10.38 400 180 Peak	Blank
Avg	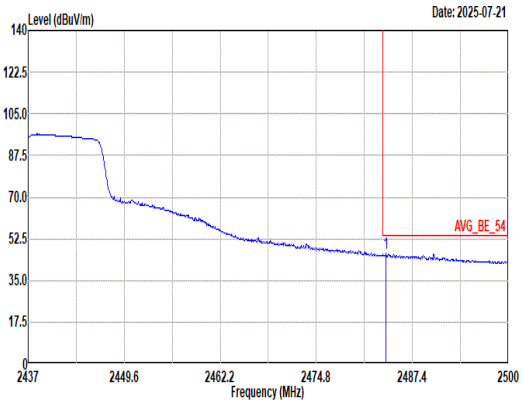 Site : 03CH23-HY Condition: AVG_BE_54 3m DRH18-E_LE2C05A18EN_250702 VERTICAL : RBW:1000.000kHz VBW:1.000kHz SWT:Auto Limit Read Ant Cable Preamp Aux APos TPos Freq Level Line Margin Level Factor Loss Factor Factor Remark MHz dBuV/m dBuV/m dB dBuV dB/m dB dB dB cm deg 1 2483.94 46.44 54.00 -7.56 33.91 26.84 7.34 32.03 10.38 400 180 Average	Blank

Mode	25	
	Harmonic	
	2400-2483.5_802.11ax HE20_CH06_Full RU_2437MHz	
ANT	1	
Pol.	Horizontal	Vertical
Peak Avg	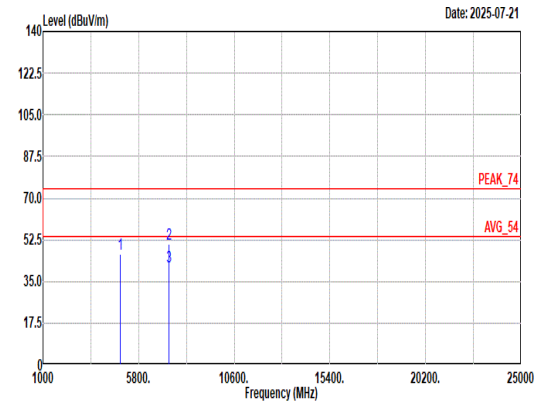 Site : 03CH23-HY Condition: PEAK_74 3m DRH18-E_LE2C05A18EN_250702 HORIZONTAL Freq Level Limit Line Margin Read Level Ant Factor Cable Loss Preamp Factor Aux Factor APos TPos Remark MHz dBuV/m dBuV/m dB dBuV dB/m dB dB dB cm deg 1 4874.00 46.51 74.00 -27.49 35.38 32.60 10.24 33.17 1.46 -- -- Peak 2 7311.00 50.68 74.00 -23.32 34.92 37.24 12.49 35.98 2.01 -- -- Peak 3 7311.00 41.12 54.00 -12.88 25.36 37.24 12.49 35.98 2.01 -- -- Average	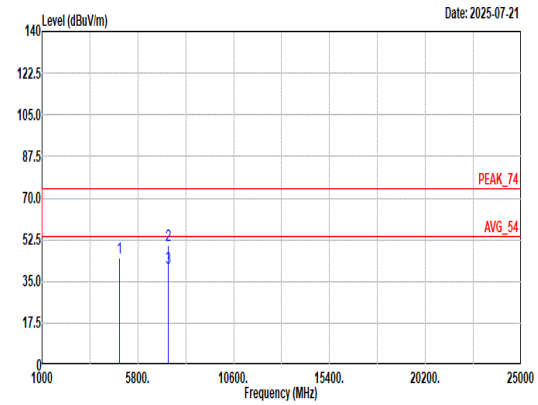 Site : 03CH23-HY Condition: PEAK_74 3m DRH18-E_LE2C05A18EN_250702 VERTICAL Freq Level Limit Line Margin Read Level Ant Factor Cable Loss Preamp Factor Aux Factor APos TPos Remark MHz dBuV/m dBuV/m dB dBuV dB/m dB dB dB cm deg 1 4874.00 45.00 74.00 -29.00 33.87 32.60 10.24 33.17 1.46 -- -- Peak 2 7311.00 50.29 74.00 -23.71 34.53 37.24 12.49 35.98 2.01 -- -- Peak 3 7311.00 40.73 54.00 -13.27 24.97 37.24 12.49 35.98 2.01 -- -- Average

Mode	26	
	Band Edge	
	2400-2483.5_802.11ax HE20_CH11_Full RU_2462MHz	
ANT	1	
Pol.	Horizontal	Fundamental
Peak	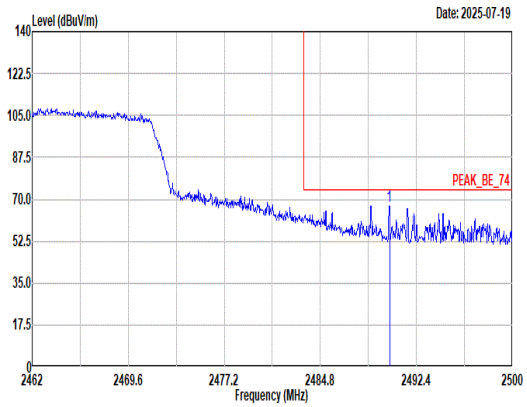 Site : 03CH23-HY Condition: PEAK_BE_74 3m DRH18-E_LE2C05A18EN_250702 HORIZONTAL : RBW:1000.000kHz VBW:3000.000kHz SWT:Auto Freq Level Limit Line Margin Read Level Ant Factor Cable Loss Preamp Factor Aux Factor APos TPos Remark MHz dBuV/m dBuV/m dB dBuV dB/m dB dB dB cm deg 1 2490.27 67.24 74.00 -6.76 54.64 26.90 7.35 32.03 10.38 100 343 Peak	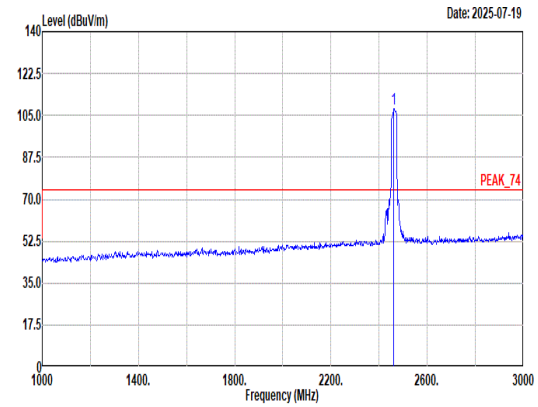 Site : 03CH23-HY Condition: PEAK_74 3m DRH18-E_LE2C05A18EN_250702 HORIZONTAL : RBW:1000.000kHz VBW:3000.000kHz SWT:Auto Freq Level Limit Line Margin Read Level Ant Factor Cable Loss Preamp Factor Aux Factor APos TPos Remark MHz dBuV/m dBuV/m dB dBuV dB/m dB dB dB cm deg 1 2462.00 107.63 ------ ------ 95.15 26.80 7.31 32.01 10.38 100 343 Peak
Avg	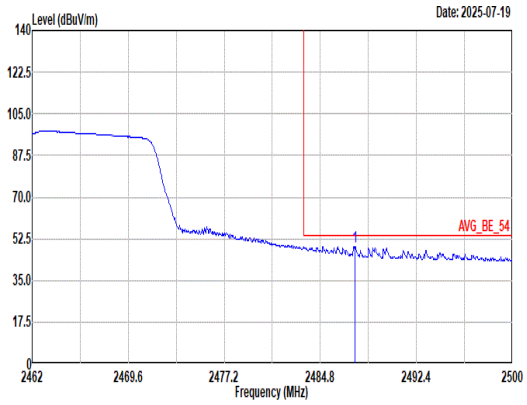 Site : 03CH23-HY Condition: AVG_BE_54 3m DRH18-E_LE2C05A18EN_250702 HORIZONTAL : RBW:1000.000kHz VBW:1.000kHz SWT:Auto Freq Level Limit Line Margin Read Level Ant Factor Cable Loss Preamp Factor Aux Factor APos TPos Remark MHz dBuV/m dBuV/m dB dBuV dB/m dB dB dB cm deg 1 2487.54 49.26 54.00 -4.74 36.69 26.88 7.34 32.03 10.38 100 343 Average	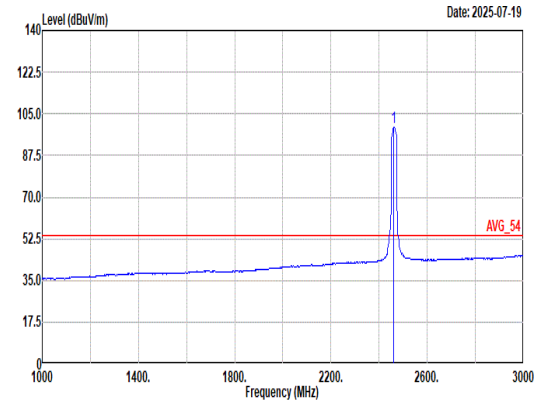 Site : 03CH23-HY Condition: AVG_54 3m DRH18-E_LE2C05A18EN_250702 HORIZONTAL : RBW:1000.000kHz VBW:1.000kHz SWT:Auto Freq Level Limit Line Margin Read Level Ant Factor Cable Loss Preamp Factor Aux Factor APos TPos Remark MHz dBuV/m dBuV/m dB dBuV dB/m dB dB dB cm deg 1 2462.00 99.34 ------ ------ 86.87 26.80 7.31 32.02 10.38 100 343 Average

Mode	26	
	Band Edge	
	2400-2483.5_802.11ax HE20_CH11_Full RU_2462MHz	
ANT	1	
Pol.	Vertical	Fundamental
Peak	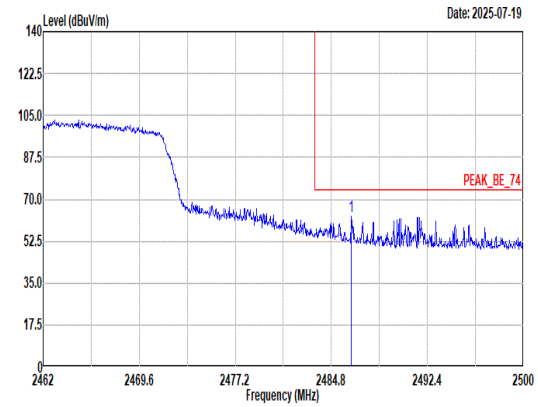 Site : 03CH23-HY Condition: PEAK_BE_74 3m DRH18-E_LE2C05A18EN_250702 VERTICAL : RBW:1000.000kHz VBW:3000.000kHz SWT:Auto Freq Level Limit Line Margin Read Level Ant Factor Cable Loss Preamp Factor Aux Factor APos TPos Remark MHz dBuV/m dBuV/m dB dBuV dB/m dB dB dB cm deg 1 2486.40 62.69 74.00 -11.31 50.14 26.86 7.34 32.03 10.38 285 173 Peak	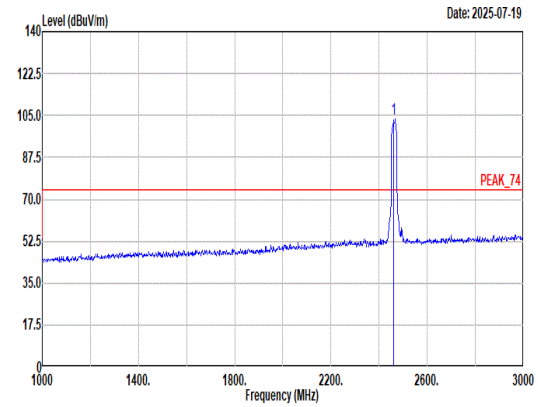 Site : 03CH23-HY Condition: PEAK_74 3m DRH18-E_LE2C05A18EN_250702 VERTICAL : RBW:1000.000kHz VBW:3000.000kHz SWT:Auto Freq Level Limit Line Margin Read Level Ant Factor Cable Loss Preamp Factor Aux Factor APos TPos Remark MHz dBuV/m dBuV/m dB dBuV dB/m dB dB dB cm deg 1 2462.00 103.31 ------ ------ 90.83 26.80 7.32 32.02 10.38 285 173 Peak
Avg	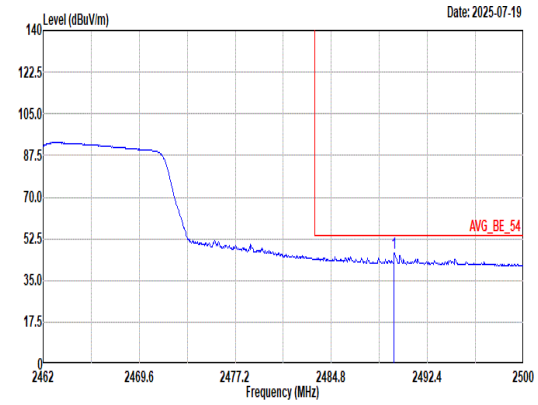 Site : 03CH23-HY Condition: AVG_BE_54 3m DRH18-E_LE2C05A18EN_250702 VERTICAL : RBW:1000.000kHz VBW:1.000kHz SWT:Auto Freq Level Limit Line Margin Read Level Ant Factor Cable Loss Preamp Factor Aux Factor APos TPos Remark MHz dBuV/m dBuV/m dB dBuV dB/m dB dB dB cm deg 1 2489.78 46.72 54.00 -7.28 34.12 26.90 7.35 32.03 10.38 285 173 Average	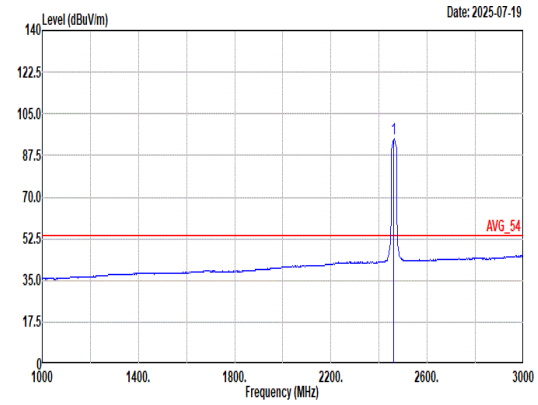 Site : 03CH23-HY Condition: AVG_54 3m DRH18-E_LE2C05A18EN_250702 VERTICAL : RBW:1000.000kHz VBW:1.000kHz SWT:Auto Freq Level Limit Line Margin Read Level Ant Factor Cable Loss Preamp Factor Aux Factor APos TPos Remark MHz dBuV/m dBuV/m dB dBuV dB/m dB dB dB cm deg 1 2462.00 94.36 ------ ------ 81.89 26.80 7.31 32.02 10.38 285 173 Average

Mode	26	
	Harmonic	
	2400-2483.5_802.11ax HE20_CH11_Full RU_2462MHz	
ANT	1	
Pol.	Horizontal	Vertical
Peak Avg	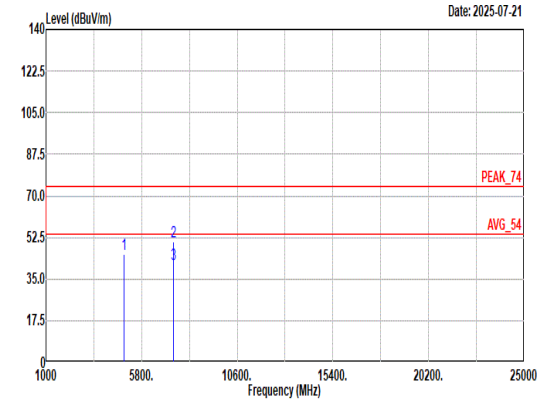 Site : 03CH23-HY Condition: PEAK_74 3m DRH18-E_LE2C05A18EN_250702 HORIZONTAL Freq Level Limit Line Margin Read Level Ant Factor Cable Loss Preamp Factor Aux Factor APos TPos Remark 1 4924.00 45.34 74.00 -28.66 33.84 32.80 10.32 33.18 1.56 -- -- Peak 2 7386.00 50.82 74.00 -23.18 35.02 37.33 12.52 36.03 1.98 -- -- Peak 3 7386.00 41.26 54.00 -12.74 25.46 37.33 12.52 36.03 1.98 -- -- Average	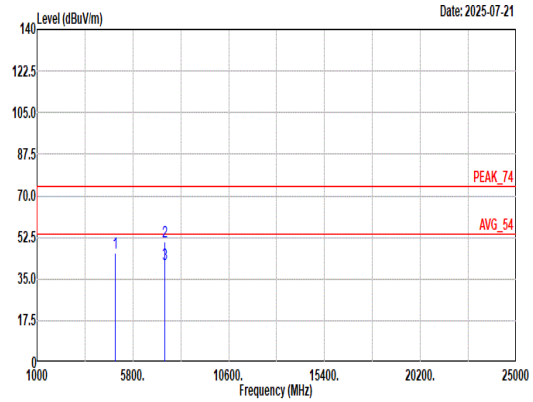 Site : 03CH23-HY Condition: PEAK_74 3m DRH18-E_LE2C05A18EN_250702 VERTICAL Freq Level Limit Line Margin Read Level Ant Factor Cable Loss Preamp Factor Aux Factor APos TPos Remark 1 4924.00 46.12 74.00 -27.88 34.62 32.80 10.32 33.18 1.56 -- -- Peak 2 7386.00 50.72 74.00 -23.28 34.92 37.33 12.52 36.03 1.98 -- -- Peak 3 7386.00 41.16 54.00 -12.84 25.36 37.33 12.52 36.03 1.98 -- -- Average

Mode	27	
	Band Edge	
	2400-2483.5_802.11ax HE20_CH12_Full RU_2467MHz	
ANT	1	
Pol.	Horizontal	Fundamental
Peak	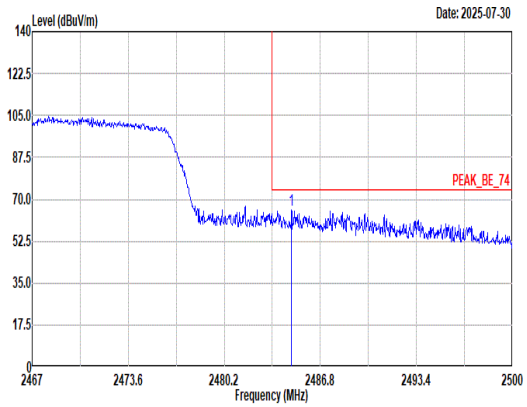 Site : 03CH23-HY Condition: PEAK_BE_74 3m DRH18-E_LE2C05A18EN_250702 HORIZONTAL : RBW:1000.000kHz VBW:3000.000kHz SWT:Auto 1 2484.82 65.62 74.00 -8.38 53.08 26.85 7.34 32.03 10.38 169 323 Peak	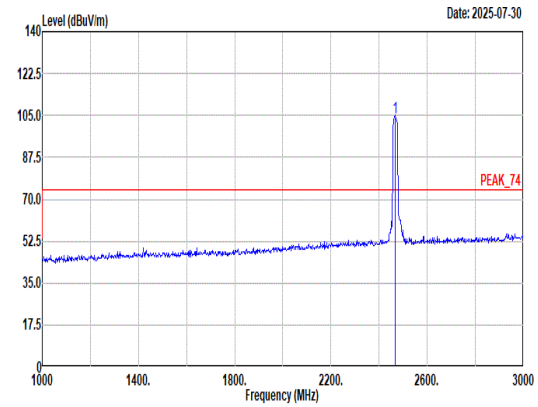 Site : 03CH23-HY Condition: PEAK_74 3m DRH18-E_LE2C05A18EN_250702 HORIZONTAL : RBW:1000.000kHz VBW:3000.000kHz SWT:Auto 1 2467.00 104.22 ------ ------ 91.74 26.80 7.32 32.02 10.38 169 323 Peak
Avg	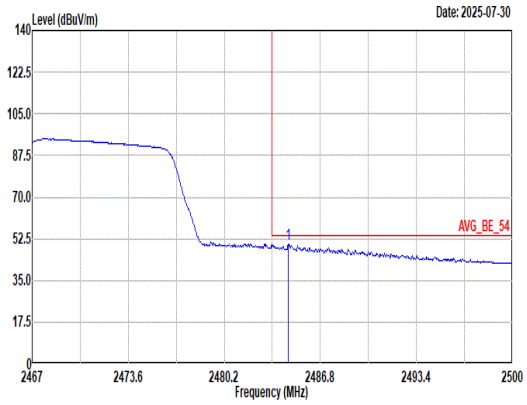 Site : 03CH23-HY Condition: AVG_BE_54 3m DRH18-E_LE2C05A18EN_250702 HORIZONTAL : RBW:1000.000kHz VBW:1.000kHz SWT:Auto 1 2484.59 50.40 54.00 -3.60 37.86 26.85 7.34 32.03 10.38 169 323 Average	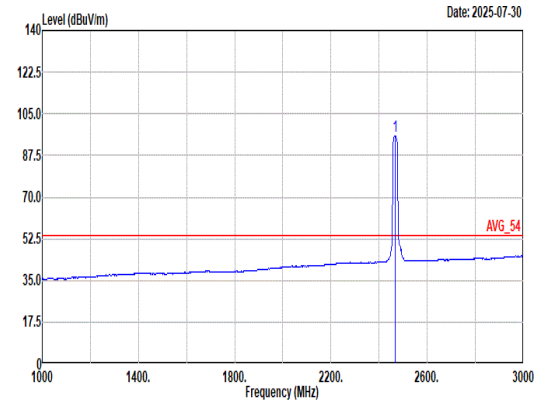 Site : 03CH23-HY Condition: AVG_54 3m DRH18-E_LE2C05A18EN_250702 HORIZONTAL : RBW:1000.000kHz VBW:1.000kHz SWT:Auto 1 2467.00 95.83 ------ ------ 83.35 26.80 7.32 32.02 10.38 169 323 Average

Mode	27	
	Band Edge	
	2400-2483.5_802.11ax HE20_CH12_Full RU_2467MHz	
ANT	1	
Pol.	Vertical	Fundamental
Peak	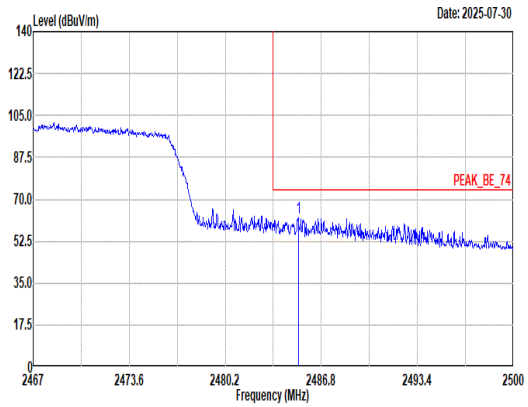 Site : 03CH23-HY Condition: PEAK_BE_74 3m DRH18-E_LE2C05A18EN_250702 VERTICAL : RBW:1000.000kHz VBW:3000.000kHz SWT:Auto Freq Level Limit Line Margin Read Level Ant Factor Cable Loss Preamp Factor Aux Factor APos TPos Remark MHz dBuV/m dBuV/m dB dBuV dB/m dB dB dB cm deg 1 2485.22 62.36 74.00 -11.64 49.82 26.85 7.34 32.03 10.38 400 167 Peak	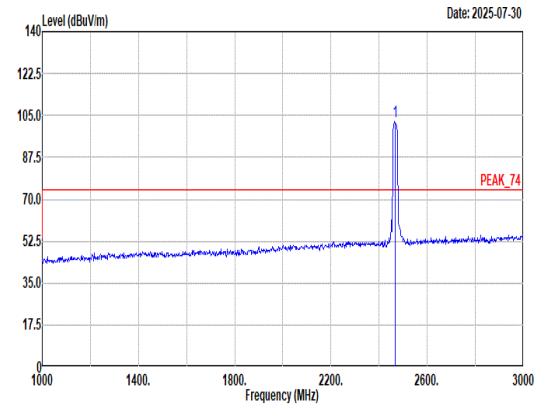 Site : 03CH23-HY Condition: PEAK_74 3m DRH18-E_LE2C05A18EN_250702 VERTICAL : RBW:1000.000kHz VBW:3000.000kHz SWT:Auto Freq Level Limit Line Margin Read Level Ant Factor Cable Loss Preamp Factor Aux Factor APos TPos Remark MHz dBuV/m dBuV/m dB dBuV dB/m dB dB dB cm deg 1 2467.00 102.28 ------ ------ 89.81 26.80 7.31 32.02 10.38 400 167 Peak
Avg	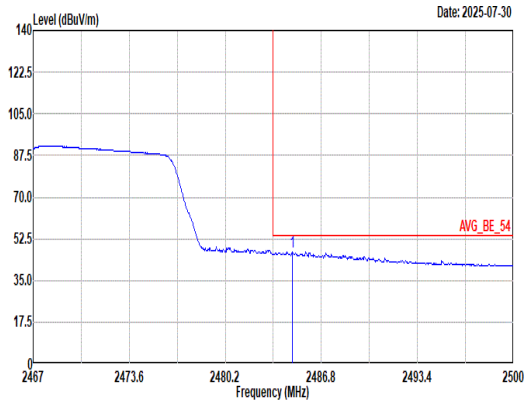 Site : 03CH23-HY Condition: AVG_BE_54 3m DRH18-E_LE2C05A18EN_250702 VERTICAL : RBW:1000.000kHz VBW:1.000kHz SWT:Auto Freq Level Limit Line Margin Read Level Ant Factor Cable Loss Preamp Factor Aux Factor APos TPos Remark MHz dBuV/m dBuV/m dB dBuV dB/m dB dB dB cm deg 1 2484.79 47.23 54.00 -6.77 34.69 26.85 7.34 32.03 10.38 400 167 Average	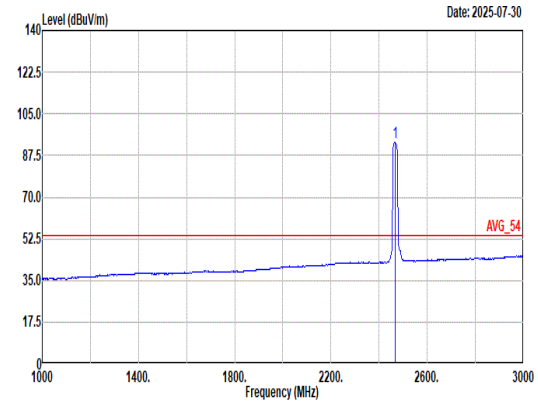 Site : 03CH23-HY Condition: AVG_54 3m DRH18-E_LE2C05A18EN_250702 VERTICAL : RBW:1000.000kHz VBW:1.000kHz SWT:Auto Freq Level Limit Line Margin Read Level Ant Factor Cable Loss Preamp Factor Aux Factor APos TPos Remark MHz dBuV/m dBuV/m dB dBuV dB/m dB dB dB cm deg 1 2467.00 93.15 ------ ------ 80.67 26.80 7.32 32.02 10.38 400 167 Average

Mode	27	
	Harmonic	
	2400-2483.5_802.11ax HE20_CH12_Full RU_2467MHz	
ANT	1	
Pol.	Horizontal	Vertical
Peak Avg	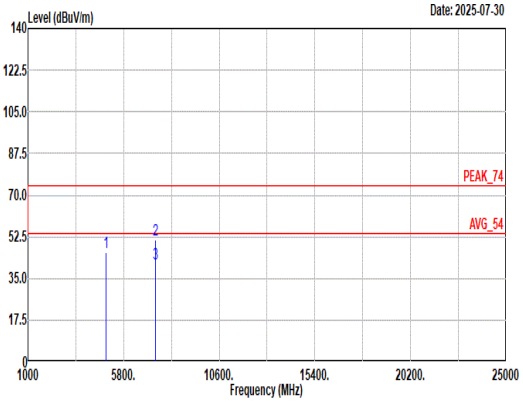 Site : 03CH23-HY Condition: PEAK_74 3m DRH18-E_LE2C05A18EN_250702 HORIZONTAL Freq Level Limit Line Margin Read Level Ant Factor Cable Loss Preamp Factor Aux Factor APos TPos Remark MHz dBuV/m dBuV/m dB dBuV dB/m dB dB dB cm deg 1 4934.00 46.14 74.00 -27.86 34.57 32.84 10.34 33.18 1.57 -- -- Peak 2 7401.00 51.00 74.00 -23.00 35.23 37.30 12.53 36.04 1.98 -- -- Peak 3 7401.00 41.44 54.00 -12.56 25.67 37.30 12.53 36.04 1.98 -- -- Average	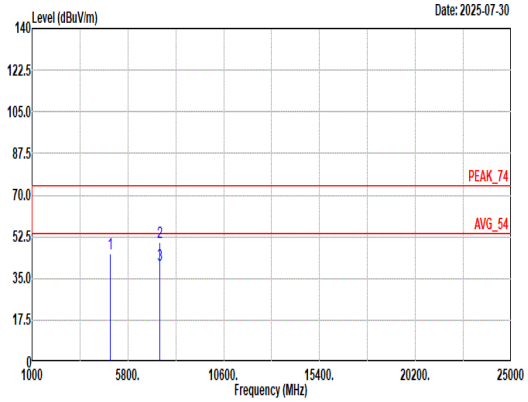 Site : 03CH23-HY Condition: PEAK_74 3m DRH18-E_LE2C05A18EN_250702 VERTICAL Freq Level Limit Line Margin Read Level Ant Factor Cable Loss Preamp Factor Aux Factor APos TPos Remark MHz dBuV/m dBuV/m dB dBuV dB/m dB dB dB cm deg 1 4934.00 45.67 74.00 -28.33 34.10 32.84 10.34 33.18 1.57 -- -- Peak 2 7401.00 50.44 74.00 -23.56 34.67 37.30 12.53 36.04 1.98 -- -- Peak 3 7401.00 40.88 54.00 -13.12 25.11 37.30 12.53 36.04 1.98 -- -- Average

Mode	28	
	Band Edge	
	2400-2483.5_802.11ax HE20_CH13_Full RU_2472MHz	
ANT	1	
Pol.	Horizontal	Fundamental
Peak	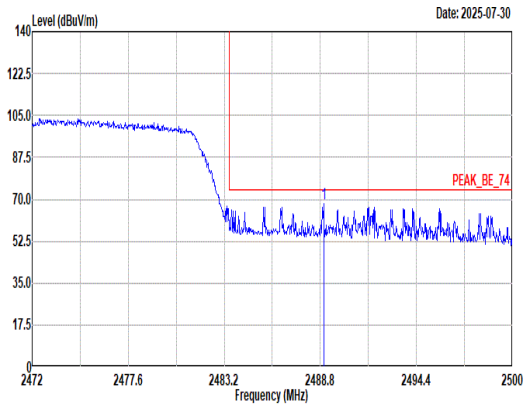 Site : 03CH23-HY Condition: PEAK_BE_74 3m DRH18-E_LE2C05A18EN_250702 HORIZONTAL : RBW:1000.000kHz VBW:3000.000kHz SWT:Auto 1 2489.00 67.90 74.00 -6.10 55.31 26.89 7.35 32.03 10.38 100 324 Peak	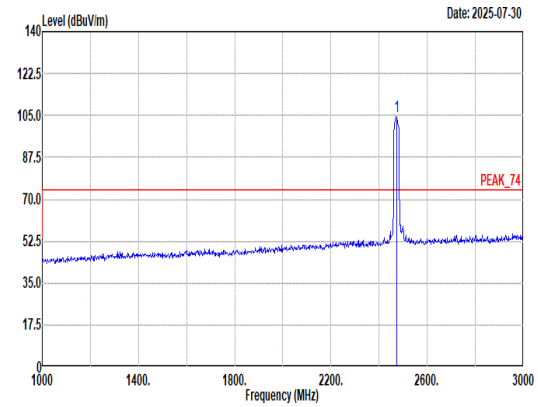 Site : 03CH23-HY Condition: PEAK_74 3m DRH18-E_LE2C05A18EN_250702 HORIZONTAL : RBW:1000.000kHz VBW:3000.000kHz SWT:Auto 1 2472.00 104.41 ------ ------ 91.93 26.80 7.32 32.02 10.38 100 324 Peak
Avg	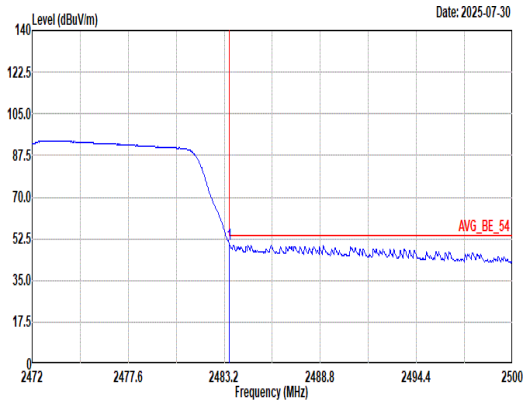 Site : 03CH23-HY Condition: AVG_BE_54 3m DRH18-E_LE2C05A18EN_250702 HORIZONTAL : RBW:1000.000kHz VBW:1.000kHz SWT:Auto 1 2483.51 49.95 54.00 -4.05 37.42 26.84 7.34 32.03 10.38 100 324 Average	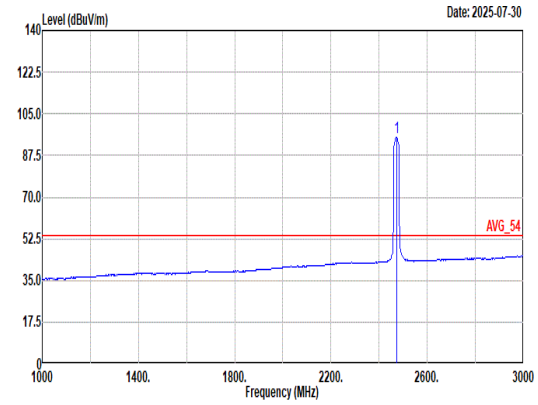 Site : 03CH23-HY Condition: AVG_54 3m DRH18-E_LE2C05A18EN_250702 HORIZONTAL : RBW:1000.000kHz VBW:1.000kHz SWT:Auto 1 2472.00 95.17 ------ ------ 82.68 26.80 7.33 32.02 10.38 100 324 Average

Mode	28	
	Band Edge	
	2400-2483.5_802.11ax HE20_CH13_Full RU_2472MHz	
ANT	1	
Pol.	Vertical	Fundamental
Peak	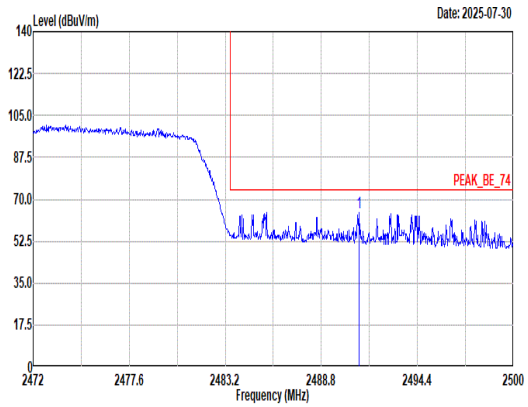 Site : 03CH23-HY Condition: PEAK_BE_74 3m DRH18-E_LE2C05A18EN_250702 VERTICAL : RBW:1000.000kHz VBW:3000.000kHz SWT:Auto Freq Level Limit Line Margin Read Level Ant Factor Cable Loss Preamp Factor Aux Factor APos TPos Remark MHz dBuV/m dBuV/m dB dBuV dB/m dB dB dB cm deg 1 2491.01 64.65 74.00 -9.35 52.05 26.90 7.35 32.03 10.38 400 165 Peak	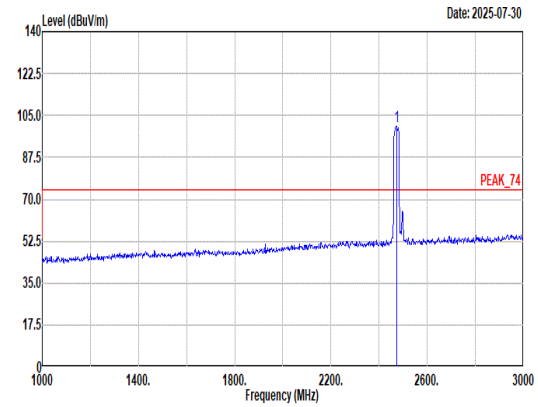 Site : 03CH23-HY Condition: PEAK_74 3m DRH18-E_LE2C05A18EN_250702 VERTICAL : RBW:1000.000kHz VBW:3000.000kHz SWT:Auto Freq Level Limit Line Margin Read Level Ant Factor Cable Loss Preamp Factor Aux Factor APos TPos Remark MHz dBuV/m dBuV/m dB dBuV dB/m dB dB dB cm deg 1 2472.00 100.50 ------ ------ 88.02 26.80 7.32 32.02 10.38 400 165 Peak
Avg	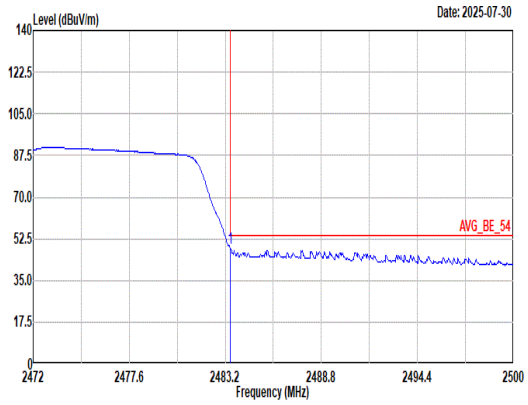 Site : 03CH23-HY Condition: AVG_BE_54 3m DRH18-E_LE2C05A18EN_250702 VERTICAL : RBW:1000.000kHz VBW:1.000kHz SWT:Auto Freq Level Limit Line Margin Read Level Ant Factor Cable Loss Preamp Factor Aux Factor APos TPos Remark MHz dBuV/m dBuV/m dB dBuV dB/m dB dB dB cm deg 1 2483.51 48.35 54.00 -5.65 35.82 26.84 7.34 32.03 10.38 400 165 Average	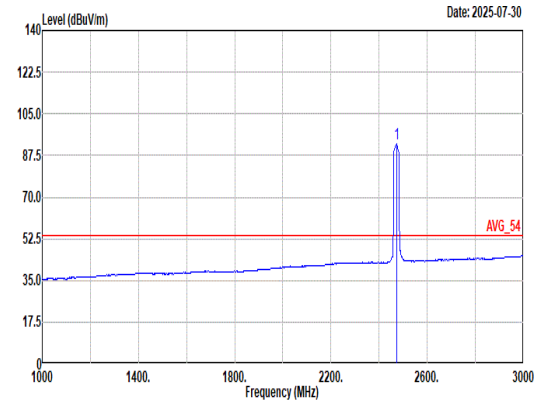 Site : 03CH23-HY Condition: AVG_54 3m DRH18-E_LE2C05A18EN_250702 VERTICAL : RBW:1000.000kHz VBW:1.000kHz SWT:Auto Freq Level Limit Line Margin Read Level Ant Factor Cable Loss Preamp Factor Aux Factor APos TPos Remark MHz dBuV/m dBuV/m dB dBuV dB/m dB dB dB cm deg 1 2472.00 92.21 ------ ------ 79.72 26.80 7.33 32.02 10.38 400 165 Average

Mode	28	
	Harmonic	
	2400-2483.5_802.11ax HE20_CH13_Full RU_2472MHz	
ANT	1	
Pol.	Horizontal	Vertical
Peak Avg	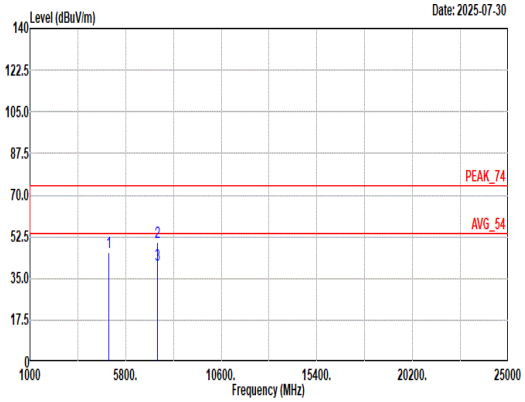 Site : 03CH23-HY Condition: PEAK_74 3m DRH18-E_LE2C05A18EN_250702 HORIZONTAL Freq Level Limit Line Margin Read Level Ant Factor Cable Loss Preamp Factor Aux Factor APos TPos Remark MHz dBuV/m dBuV/m dB dBuV dB/m dB dB dB cm deg 1 4944.00 45.86 74.00 -28.14 34.21 32.88 10.36 33.18 1.59 -- -- Peak 2 7416.00 50.37 74.00 -23.63 34.64 37.24 12.56 36.05 1.98 -- -- Peak 3 7416.00 40.81 54.00 -13.19 25.08 37.24 12.56 36.05 1.98 -- -- Average	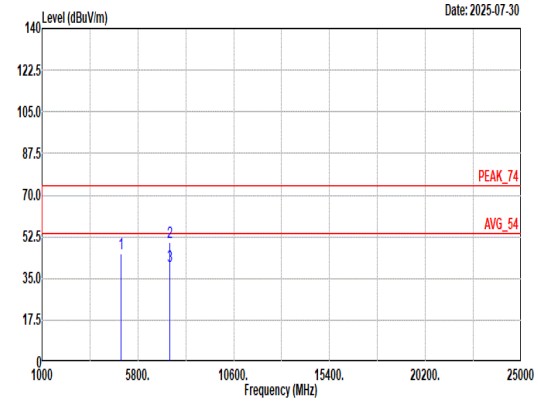 Site : 03CH23-HY Condition: PEAK_74 3m DRH18-E_LE2C05A18EN_250702 VERTICAL Freq Level Limit Line Margin Read Level Ant Factor Cable Loss Preamp Factor Aux Factor APos TPos Remark MHz dBuV/m dBuV/m dB dBuV dB/m dB dB dB cm deg 1 4944.00 45.58 74.00 -28.42 33.93 32.88 10.36 33.18 1.59 -- -- Peak 2 7416.00 49.95 74.00 -24.05 34.22 37.24 12.56 36.05 1.98 -- -- Peak 3 7416.00 40.39 54.00 -13.61 24.66 37.24 12.56 36.05 1.98 -- -- Average

Mode	29	
	Band Edge	
	2400-2483.5_802.11ax HE20_CH01_Partial RU106/53_2412MHz	
ANT	1	
Pol.	Horizontal	Fundamental
Peak	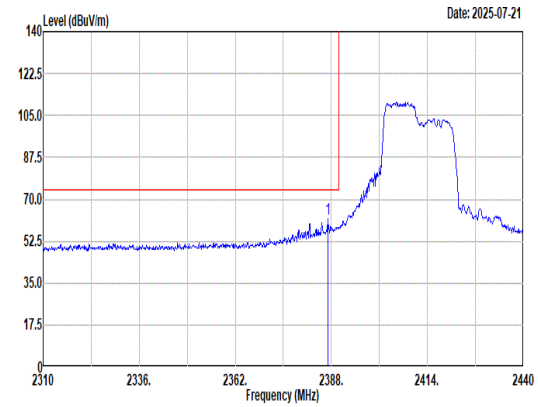 Site : 03CH23-HY Condition: PEAK_BE_74 3m DRH18-E_LE2C05A18EN_250702 HORIZONTAL : RBW:1000.000kHz VBW:3000.000kHz SWT:Auto Freq Level Limit Line Margin Read Level Ant Factor Cable Loss Preamp Factor Aux Factor APos TPos Remark MHz dBuV/m dBuV/m dB dBuV dB/m dB dB dB cm deg 1 2387.09 61.58 74.00 -12.42 49.15 26.80 7.21 31.96 10.38 108 341 Peak	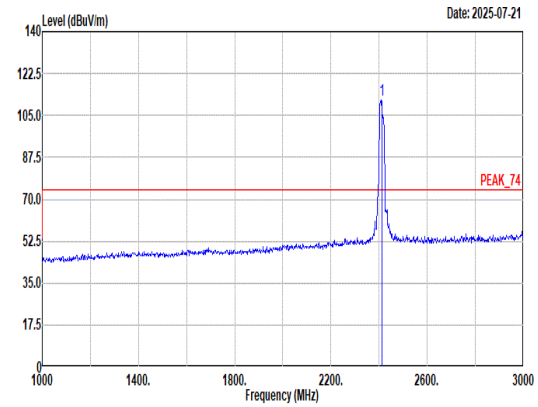 Site : 03CH23-HY Condition: PEAK_74 3m DRH18-E_LE2C05A18EN_250702 HORIZONTAL : RBW:1000.000kHz VBW:3000.000kHz SWT:Auto Freq Level Limit Line Margin Read Level Ant Factor Cable Loss Preamp Factor Aux Factor APos TPos Remark MHz dBuV/m dBuV/m dB dBuV dB/m dB dB dB cm deg 1 2412.00 111.52 ------ ------ 98.98 26.90 7.24 31.98 10.38 108 341 Peak
Avg	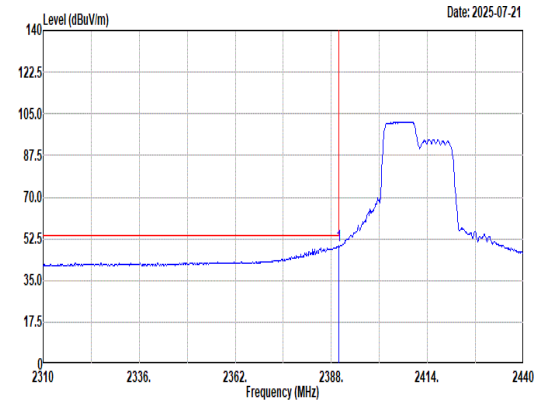 Site : 03CH23-HY Condition: AVG_BE_54 3m DRH18-E_LE2C05A18EN_250702 HORIZONTAL : RBW:1000.000kHz VBW:2.400kHz SWT:Auto Freq Level Limit Line Margin Read Level Ant Factor Cable Loss Preamp Factor Aux Factor APos TPos Remark MHz dBuV/m dBuV/m dB dBuV dB/m dB dB dB cm deg 1 2389.95 49.41 54.00 -4.59 36.99 26.80 7.21 31.97 10.38 108 341 Average	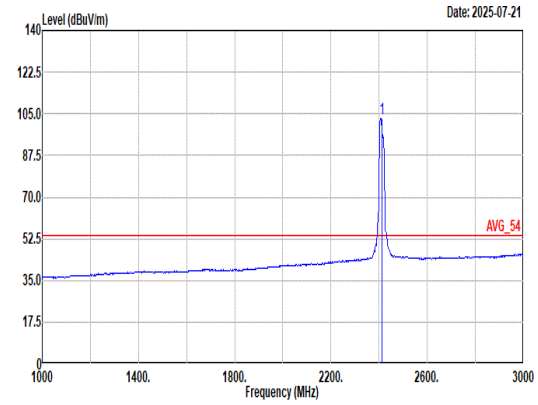 Site : 03CH23-HY Condition: AVG_54 3m DRH18-E_LE2C05A18EN_250702 HORIZONTAL : RBW:1000.000kHz VBW:2.400kHz SWT:Auto Freq Level Limit Line Margin Read Level Ant Factor Cable Loss Preamp Factor Aux Factor APos TPos Remark MHz dBuV/m dBuV/m dB dBuV dB/m dB dB dB cm deg 1 2412.00 103.02 ------ ------ 90.48 26.90 7.24 31.98 10.38 108 341 Average

Mode	29	
	Band Edge	
	2400-2483.5_802.11ax HE20_CH01_Partial RU106/53_2412MHz	
ANT	1	
Pol.	Vertical	Fundamental
Peak	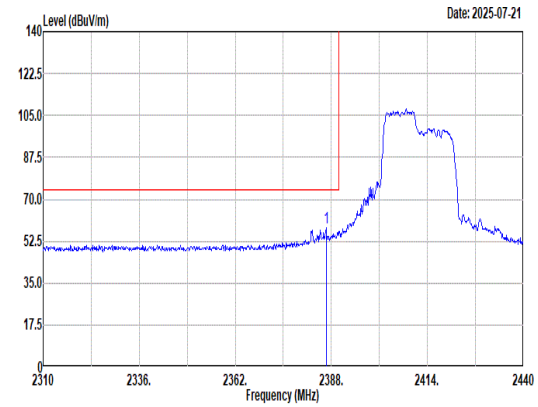 Site : 03CH23-HY Condition: PEAK_BE_74 3m DRH18-E_LE2C05A18EN_250702 VERTICAL : RBW:1000.000kHz VBW:3000.000kHz SWT:Auto Freq Level Limit Line Margin Read Level Ant Factor Cable Loss Preamp Factor Aux Factor APos TPos Remark MHz dBuV/m dBuV/m dB dBuV dB/m dB dB dB cm deg 1 2386.57 57.99 74.00 -16.01 45.56 26.80 7.21 31.96 10.38 343 179 Peak	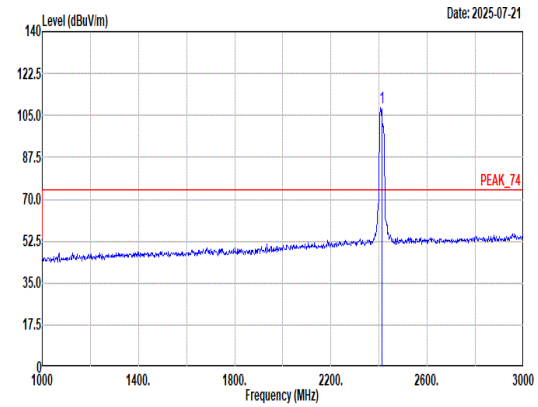 Site : 03CH23-HY Condition: PEAK_74 3m DRH18-E_LE2C05A18EN_250702 VERTICAL : RBW:1000.000kHz VBW:3000.000kHz SWT:Auto Freq Level Limit Line Margin Read Level Ant Factor Cable Loss Preamp Factor Aux Factor APos TPos Remark MHz dBuV/m dBuV/m dB dBuV dB/m dB dB dB cm deg 1 2412.00 108.46 ------ ------ 95.91 26.90 7.24 31.97 10.38 343 179 Peak
Avg	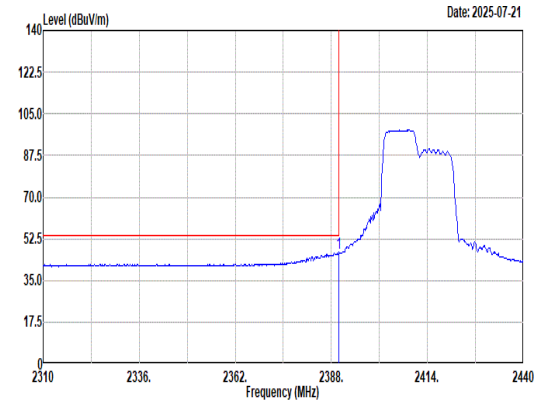 Site : 03CH23-HY Condition: AVG_BE_54 3m DRH18-E_LE2C05A18EN_250702 VERTICAL : RBW:1000.000kHz VBW:2.400kHz SWT:Auto Freq Level Limit Line Margin Read Level Ant Factor Cable Loss Preamp Factor Aux Factor APos TPos Remark MHz dBuV/m dBuV/m dB dBuV dB/m dB dB dB cm deg 1 2389.95 46.51 54.00 -7.49 34.09 26.80 7.21 31.97 10.38 343 179 Average	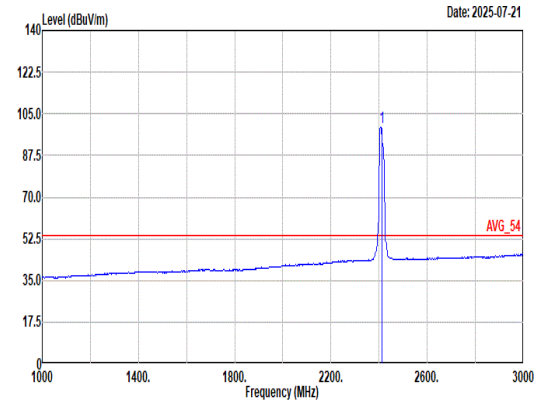 Site : 03CH23-HY Condition: AVG_54 3m DRH18-E_LE2C05A18EN_250702 VERTICAL : RBW:1000.000kHz VBW:2.400kHz SWT:Auto Freq Level Limit Line Margin Read Level Ant Factor Cable Loss Preamp Factor Aux Factor APos TPos Remark MHz dBuV/m dBuV/m dB dBuV dB/m dB dB dB cm deg 1 2412.00 99.55 ------ ------ 87.01 26.90 7.24 31.98 10.38 343 179 Average

Mode	30	
	Band Edge	
	2400-2483.5_802.11ax HE20_CH11_Partial RU106/54_2462MHz	
ANT	1	
Pol.	Horizontal	Fundamental
Peak	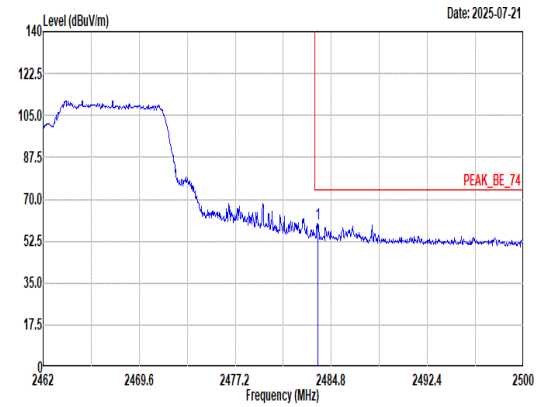 Site : 03CH23-HY Condition: PEAK_BE_74 3m DRH18-E_LE2C05A18EN_250702 HORIZONTAL : RBW:1000.000kHz VBW:3000.000kHz SWT:Auto Freq Level Limit Line Margin Read Level Ant Factor Cable Loss Preamp Factor Aux Factor APos TPos Remark MHz dBuV/m dBuV/m dB dBuV dB/m dB dB dB cm deg 1 2483.74 59.81 74.00 -14.19 47.28 26.84 7.34 32.03 10.38 123 345 Peak	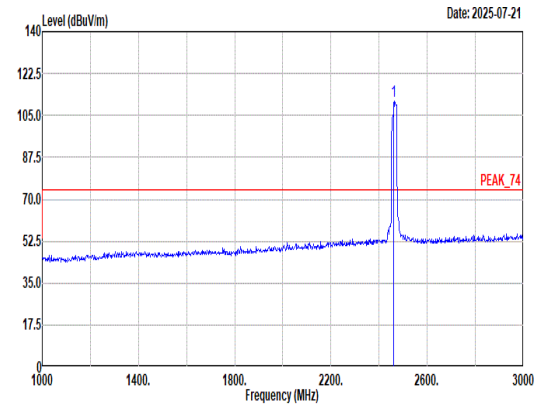 Site : 03CH23-HY Condition: PEAK_74 3m DRH18-E_LE2C05A18EN_250702 HORIZONTAL : RBW:1000.000kHz VBW:3000.000kHz SWT:Auto Freq Level Limit Line Margin Read Level Ant Factor Cable Loss Preamp Factor Aux Factor APos TPos Remark MHz dBuV/m dBuV/m dB dBuV dB/m dB dB dB cm deg 1 2462.00 110.94 ------ ------ 98.47 26.80 7.31 32.02 10.38 123 345 Peak
Avg	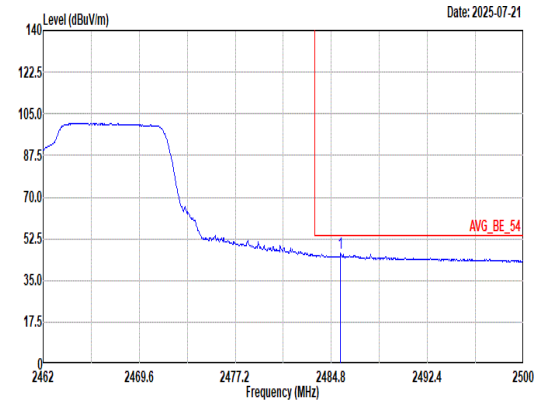 Site : 03CH23-HY Condition: AVG_BE_54 3m DRH18-E_LE2C05A18EN_250702 HORIZONTAL : RBW:1000.000kHz VBW:2.400kHz SWT:Auto Freq Level Limit Line Margin Read Level Ant Factor Cable Loss Preamp Factor Aux Factor APos TPos Remark MHz dBuV/m dBuV/m dB dBuV dB/m dB dB dB cm deg 1 2485.52 46.42 54.00 -7.58 33.87 26.86 7.34 32.03 10.38 123 345 Average	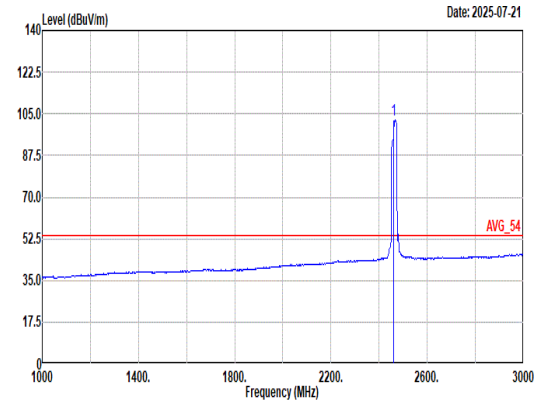 Site : 03CH23-HY Condition: AVG_54 3m DRH18-E_LE2C05A18EN_250702 HORIZONTAL : RBW:1000.000kHz VBW:2.400kHz SWT:Auto Freq Level Limit Line Margin Read Level Ant Factor Cable Loss Preamp Factor Aux Factor APos TPos Remark MHz dBuV/m dBuV/m dB dBuV dB/m dB dB dB cm deg 1 2462.00 102.27 ------ ------ 89.79 26.80 7.32 32.02 10.38 123 345 Average

Mode	30	
	Band Edge	
	2400-2483.5_802.11ax HE20_CH11_Partial RU106/54_2462MHz	
ANT	1	
Pol.	Vertical	Fundamental
Peak	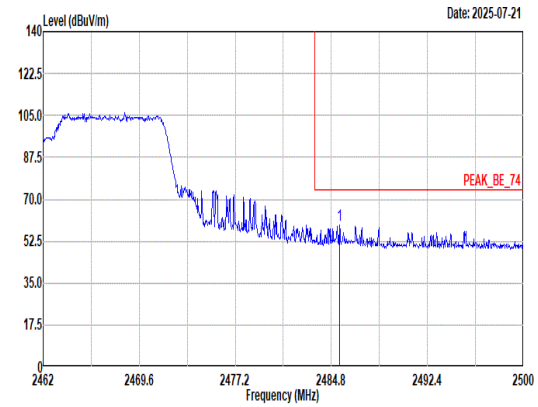 Site : 03CH23-HY Condition: PEAK_BE_74 3m DRH18-E_LE2C05A18EN_250702 VERTICAL : RBW:1000.000kHz VBW:3000.000kHz SWT:Auto Freq Level Limit Line Margin Read Level Ant Factor Cable Loss Preamp Factor Aux Factor APos TPos Remark MHz dBuV/m dBuV/m dB dBuV dB/m dB dB dB cm deg 1 2485.45 59.10 74.00 -14.90 46.56 26.85 7.34 32.03 10.38 355 181 Peak	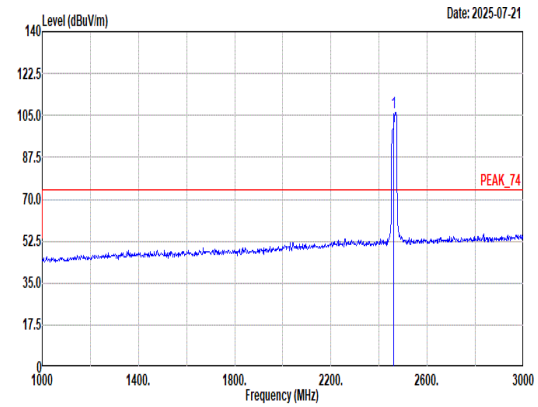 Site : 03CH23-HY Condition: PEAK_74 3m DRH18-E_LE2C05A18EN_250702 VERTICAL : RBW:1000.000kHz VBW:3000.000kHz SWT:Auto Freq Level Limit Line Margin Read Level Ant Factor Cable Loss Preamp Factor Aux Factor APos TPos Remark MHz dBuV/m dBuV/m dB dBuV dB/m dB dB dB cm deg 1 2462.00 106.05 ------ ------ 93.57 26.80 7.32 32.02 10.38 355 181 Peak
Avg	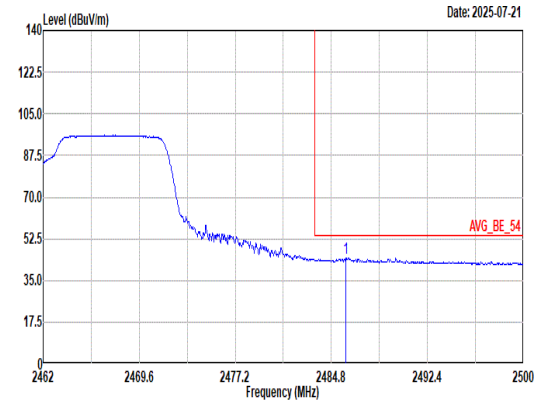 Site : 03CH23-HY Condition: AVG_BE_54 3m DRH18-E_LE2C05A18EN_250702 VERTICAL : RBW:1000.000kHz VBW:2.400kHz SWT:Auto Freq Level Limit Line Margin Read Level Ant Factor Cable Loss Preamp Factor Aux Factor APos TPos Remark MHz dBuV/m dBuV/m dB dBuV dB/m dB dB dB cm deg 1 2485.94 44.46 54.00 -9.54 31.91 26.86 7.34 32.03 10.38 355 181 Average	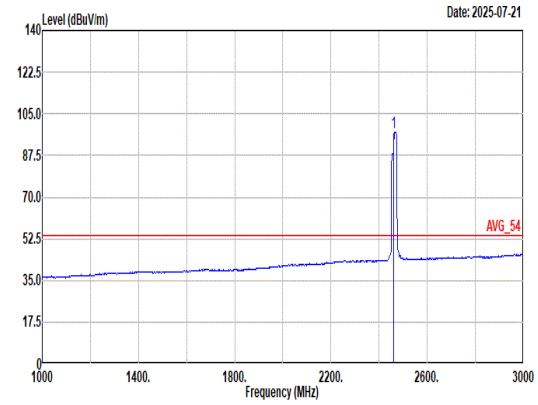 Site : 03CH23-HY Condition: AVG_54 3m DRH18-E_LE2C05A18EN_250702 VERTICAL : RBW:1000.000kHz VBW:2.400kHz SWT:Auto Freq Level Limit Line Margin Read Level Ant Factor Cable Loss Preamp Factor Aux Factor APos TPos Remark MHz dBuV/m dBuV/m dB dBuV dB/m dB dB dB cm deg 1 2462.00 97.21 ------ ------ 84.73 26.80 7.32 32.02 10.38 355 181 Average

Mode	31	
	LF	
	2400-2483.5_802.11b_CH13_2472MHz	
ANT	1	
Pol.	Horizontal	Vertical
QP/ Peak	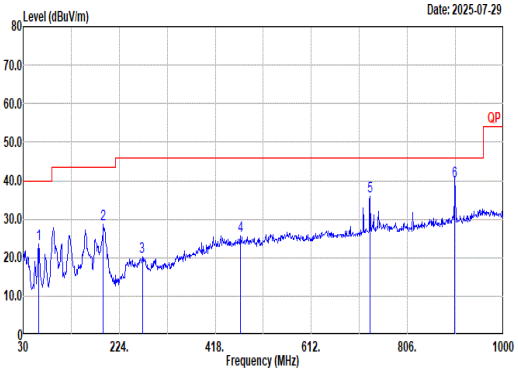 Site : 03CH23-HY Condition: QP 3m CBL6111D_62028 & 003_241127 HORIZONTAL Freq Level Limit Line Margin Read Level Ant Factor Cable Loss Preamp Factor Aux Factor APos TPos Remark MHz dBuV/m dBuV/m dB dBuV dB/m dB dB dB cm deg 1 61.04 23.50 40.00 -16.50 43.13 11.91 0.96 32.53 0.03 -- -- Peak 2 191.99 28.58 43.50 -14.92 44.34 14.91 1.77 32.50 0.06 -- -- Peak 3 270.56 20.20 46.00 -25.80 31.43 19.10 2.12 32.52 0.07 -- -- Peak 4 468.44 25.76 46.00 -20.24 31.96 23.48 2.89 32.66 0.09 -- -- Peak 5 730.34 35.85 46.00 -10.15 36.99 27.68 3.65 32.60 0.13 -- -- Peak 6 902.03 39.73 46.00 -6.27 37.94 29.26 4.04 31.67 0.16 -- -- Peak	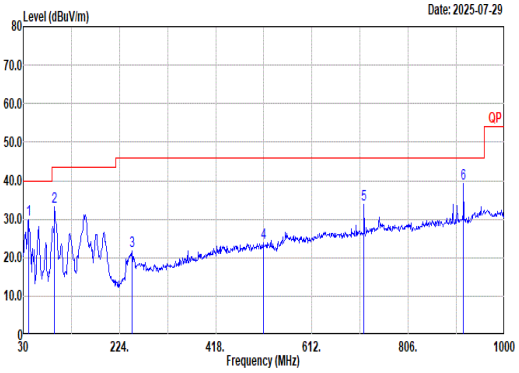 Site : 03CH23-HY Condition: QP 3m CBL6111D_62028 & 003_241127 VERTICAL Freq Level Limit Line Margin Read Level Ant Factor Cable Loss Preamp Factor Aux Factor APos TPos Remark MHz dBuV/m dBuV/m dB dBuV dB/m dB dB dB cm deg 1 40.67 29.83 40.00 -10.17 42.18 19.35 0.83 32.55 0.02 -- -- Peak 2 93.05 33.06 43.50 -10.44 49.16 15.16 1.20 32.51 0.05 -- -- Peak 3 249.22 21.80 46.00 -24.20 32.12 20.08 2.04 32.51 0.07 -- -- Peak 4 514.03 23.86 46.00 -22.14 29.21 24.17 3.04 32.69 0.13 -- -- Peak 5 716.76 33.88 46.00 -12.12 35.75 27.03 3.61 32.64 0.13 -- -- Peak 6 917.55 39.37 46.00 -6.63 37.09 29.50 4.11 31.50 0.17 -- -- Peak

Mode	50	
	Band Edge	
	2400-2483.5_802.11ac VHT20_CH01_2412MHz	
ANT	1	
Pol.	Horizontal	Fundamental
Peak	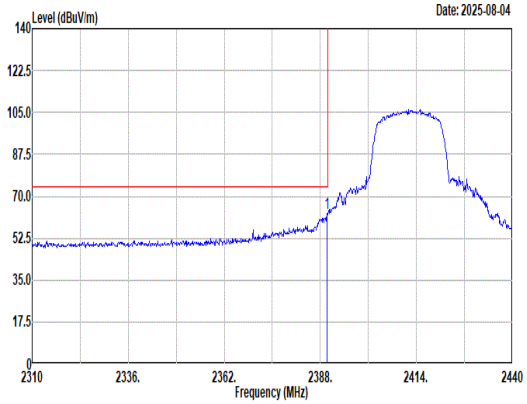 Site : 03CH23-HY Condition: PEAK_BE_74 3m DRH18-E_LE2C05A18EN_250702 HORIZONTAL : RBW:1000.000kHz VBW:3000.000kHz SWT:Auto Freq Level Limit Line Margin Read Level Ant Factor Cable Loss Preamp Factor Aux Factor APos TPos Remark MHz dBuV/m dBuV/m dB dBuV dB/m dB dB dB cm deg 1 2389.82 62.98 74.00 -11.02 50.56 26.80 7.21 31.97 10.38 100 312 Peak	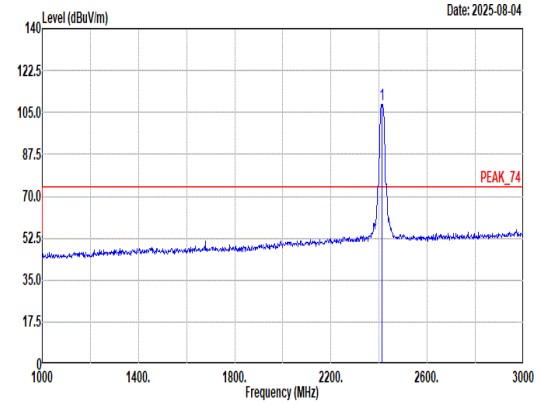 Site : 03CH23-HY Condition: PEAK_74 3m DRH18-E_LE2C05A18EN_250702 HORIZONTAL : RBW:1000.000kHz VBW:3000.000kHz SWT:Auto Freq Level Limit Line Margin Read Level Ant Factor Cable Loss Preamp Factor Aux Factor APos TPos Remark MHz dBuV/m dBuV/m dB dBuV dB/m dB dB dB cm deg 1 2412.00 108.18 ------ ------ 95.67 26.86 7.25 31.98 10.38 100 312 Peak
Avg	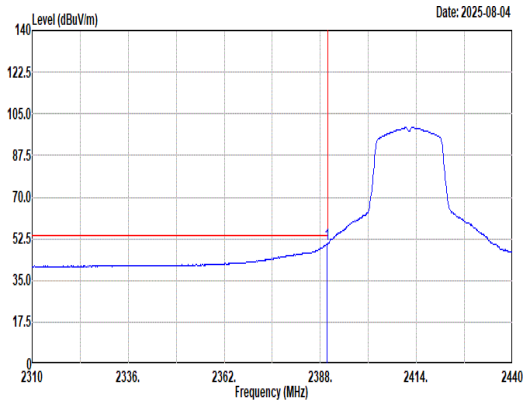 Site : 03CH23-HY Condition: AVG_BE_54 3m DRH18-E_LE2C05A18EN_250702 HORIZONTAL : RBW:1000.000kHz VBW:0.820kHz SWT:Auto Freq Level Limit Line Margin Read Level Ant Factor Cable Loss Preamp Factor Aux Factor APos TPos Remark MHz dBuV/m dBuV/m dB dBuV dB/m dB dB dB cm deg 1 2389.82 50.17 54.00 -3.83 37.75 26.80 7.21 31.97 10.38 100 312 Average	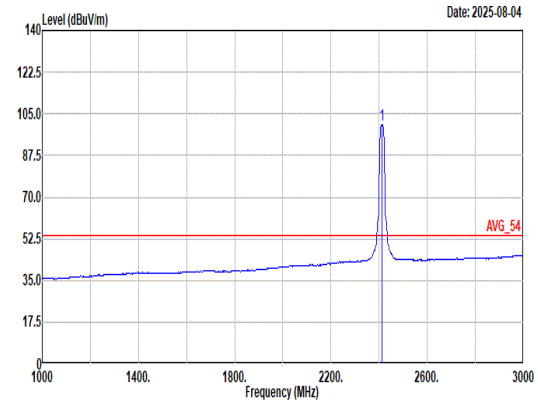 Site : 03CH23-HY Condition: AVG_54 3m DRH18-E_LE2C05A18EN_250702 HORIZONTAL : RBW:1000.000kHz VBW:0.820kHz SWT:Auto Freq Level Limit Line Margin Read Level Ant Factor Cable Loss Preamp Factor Aux Factor APos TPos Remark MHz dBuV/m dBuV/m dB dBuV dB/m dB dB dB cm deg 1 2412.00 100.63 ------ ------ 88.12 26.86 7.25 31.98 10.38 100 312 Average

Mode	50	
	Band Edge	
	2400-2483.5_802.11ac VHT20_CH01_2412MHz	
ANT	1	
Pol.	Vertical	Fundamental
Peak	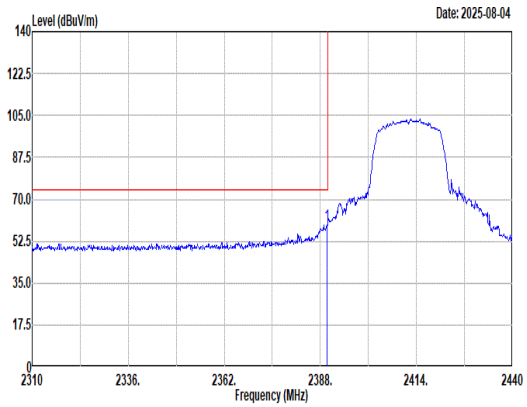 Site : 03CH23-HY Condition: PEAK_BE_74 3m DRH18-E_LE2C05A18EN_250702 VERTICAL : RBW:1000.000kHz VBW:3000.000kHz SWT:Auto Freq Level Limit Line Margin Read Level Ant Factor Cable Loss Preamp Factor Aux Factor APos TPos Remark 1 2389.82 59.16 74.00 -14.84 46.74 26.80 7.21 31.97 10.38 396 154 Peak	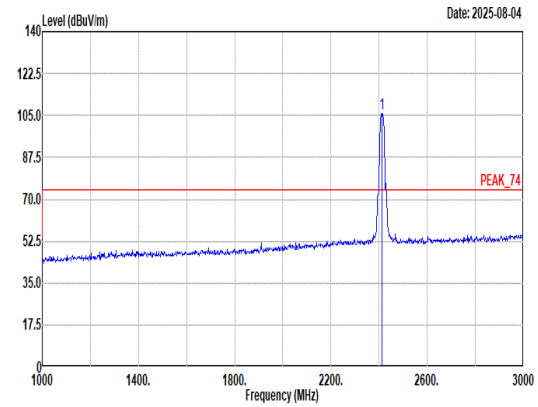 Site : 03CH23-HY Condition: PEAK_74 3m DRH18-E_LE2C05A18EN_250702 VERTICAL : RBW:1000.000kHz VBW:3000.000kHz SWT:Auto Freq Level Limit Line Margin Read Level Ant Factor Cable Loss Preamp Factor Aux Factor APos TPos Remark 1 2412.00 105.67 ------ ------ 93.16 26.86 7.25 31.98 10.38 396 154 Peak
Avg	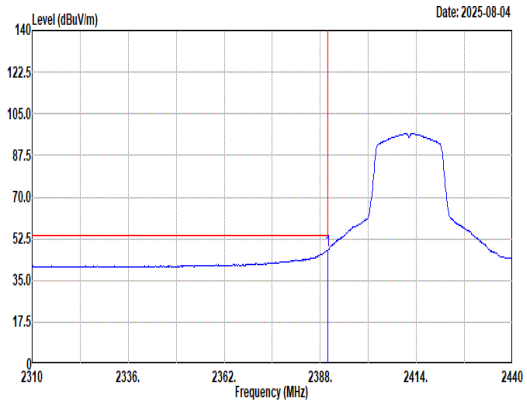 Site : 03CH23-HY Condition: AVG_BE_54 3m DRH18-E_LE2C05A18EN_250702 VERTICAL : RBW:1000.000kHz VBW:0.820kHz SWT:Auto Freq Level Limit Line Margin Read Level Ant Factor Cable Loss Preamp Factor Aux Factor APos TPos Remark 1 2389.95 47.61 54.00 -6.39 35.19 26.80 7.21 31.97 10.38 396 154 Average	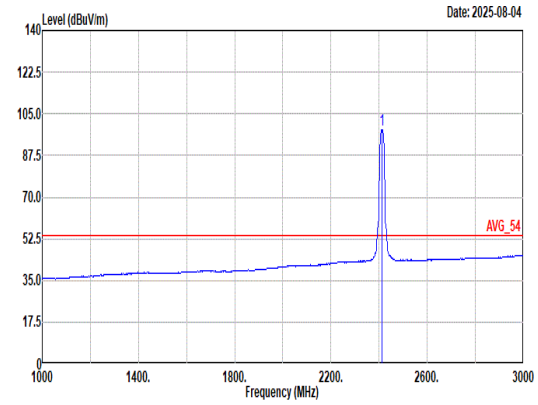 Site : 03CH23-HY Condition: AVG_54 3m DRH18-E_LE2C05A18EN_250702 VERTICAL : RBW:1000.000kHz VBW:0.820kHz SWT:Auto Freq Level Limit Line Margin Read Level Ant Factor Cable Loss Preamp Factor Aux Factor APos TPos Remark 1 2412.00 98.21 ------ ------ 85.67 26.90 7.24 31.98 10.38 396 154 Average

Mode	50	
	Harmonic	
	2400-2483.5_802.11ac VHT20_CH01_2412MHz	
ANT	1	
Pol.	Horizontal	Vertical
Peak Avg	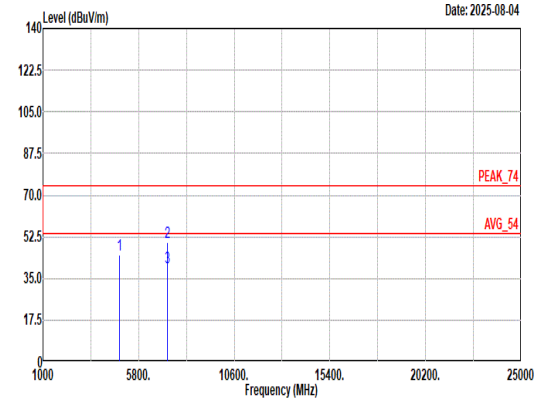 Site : 03CH23-HY Condition: PEAK_74 3m DRH18-E_LE2C05A18EN_250702 HORIZONTAL Freq Level Limit Line Margin Read Level Ant Factor Cable Loss Preamp Factor Aux Factor APos TPos Remark MHz dBuV/m dBuV/m dB dBuV dB/m dB dB dB cm deg 1 4824.00 44.79 74.00 -29.21 33.97 32.45 10.16 33.16 1.37 -- -- Peak 2 7236.00 49.97 74.00 -24.03 34.50 36.90 12.46 35.93 2.04 -- -- Peak 3 7236.00 39.41 54.00 -14.59 23.94 36.90 12.46 35.93 2.04 -- -- Average	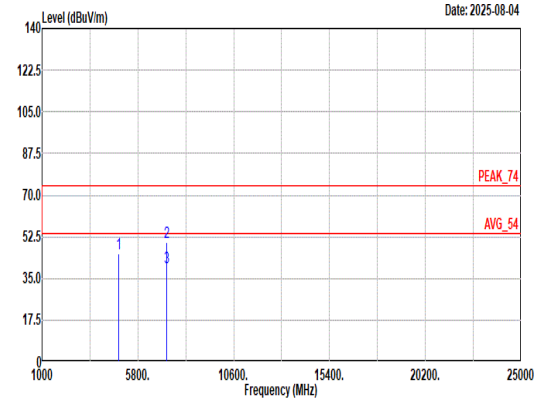 Site : 03CH23-HY Condition: PEAK_74 3m DRH18-E_LE2C05A18EN_250702 VERTICAL Freq Level Limit Line Margin Read Level Ant Factor Cable Loss Preamp Factor Aux Factor APos TPos Remark MHz dBuV/m dBuV/m dB dBuV dB/m dB dB dB cm deg 1 4824.00 45.45 74.00 -28.55 34.63 32.45 10.16 33.16 1.37 -- -- Peak 2 7236.00 50.23 74.00 -23.77 34.76 36.90 12.46 35.93 2.04 -- -- Peak 3 7236.00 39.67 54.00 -14.33 24.20 36.90 12.46 35.93 2.04 -- -- Average

Mode	52	
	Band Edge	
	2400-2483.5_802.11g_CH02_2417MHz	
ANT	1	
Pol.	Horizontal	Fundamental
Peak	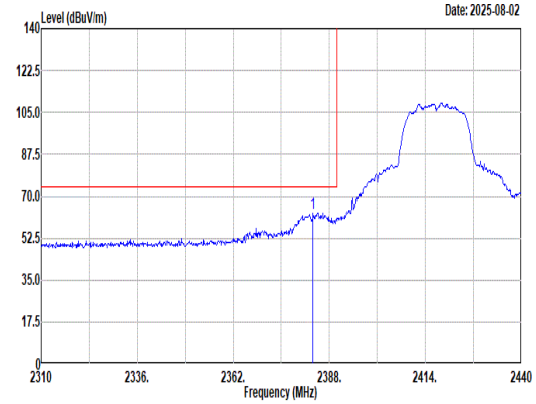 Site : 03CH23-HY Condition: PEAK_BE_74 3m DRH18-E_LE2C05A18EN_250702 HORIZONTAL : RBW:1000.000kHz VBW:3000.000kHz SWT:Auto Freq Level Limit Line Margin Read Level Ant Factor Cable Loss Preamp Factor Aux Factor APos TPos Remark MHz dBuV/m dBuV/m dB dBuV dB/m dB dB dB cm deg 1 2383.58 63.12 74.00 -10.88 50.70 26.80 7.20 31.96 10.38 100 315 Peak	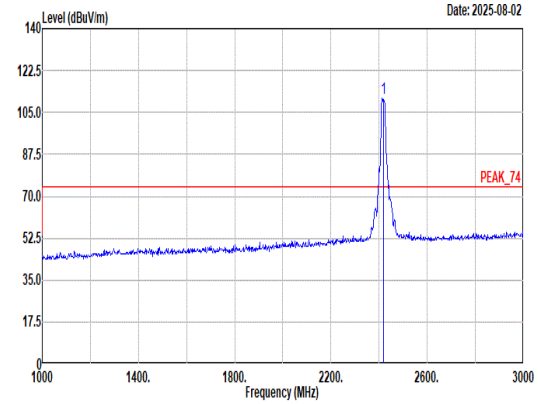 Site : 03CH23-HY Condition: PEAK_74 3m DRH18-E_LE2C05A18EN_250702 HORIZONTAL : RBW:1000.000kHz VBW:3000.000kHz SWT:Auto Freq Level Limit Line Margin Read Level Ant Factor Cable Loss Preamp Factor Aux Factor APos TPos Remark MHz dBuV/m dBuV/m dB dBuV dB/m dB dB dB cm deg 1 2417.00 110.81 ------ ------ 98.28 26.88 7.25 31.98 10.38 100 315 Peak
Avg	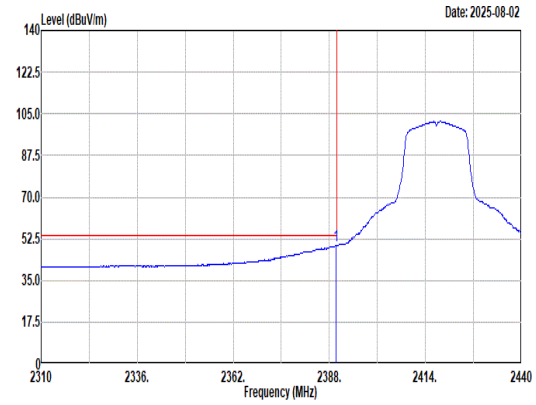 Site : 03CH23-HY Condition: AVG_BE_54 3m DRH18-E_LE2C05A18EN_250702 HORIZONTAL : RBW:1000.000kHz VBW:0.750kHz SWT:Auto Freq Level Limit Line Margin Read Level Ant Factor Cable Loss Preamp Factor Aux Factor APos TPos Remark MHz dBuV/m dBuV/m dB dBuV dB/m dB dB dB cm deg 1 2389.82 49.79 54.00 -4.21 37.37 26.80 7.21 31.97 10.38 100 315 Average	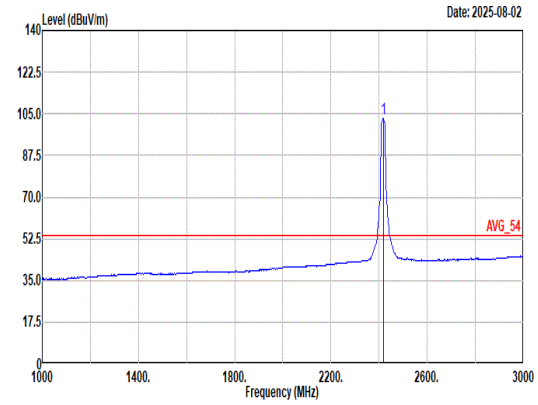 Site : 03CH23-HY Condition: AVG_54 3m DRH18-E_LE2C05A18EN_250702 HORIZONTAL : RBW:1000.000kHz VBW:0.750kHz SWT:Auto Freq Level Limit Line Margin Read Level Ant Factor Cable Loss Preamp Factor Aux Factor APos TPos Remark MHz dBuV/m dBuV/m dB dBuV dB/m dB dB dB cm deg 1 2417.00 103.24 ------ ------ 90.77 26.82 7.25 31.98 10.38 100 315 Average

Mode	52	
	Band Edge	
	2400-2483.5_802.11g_CH02_2417MHz	
ANT	1	
Pol.	Vertical	Fundamental
Peak	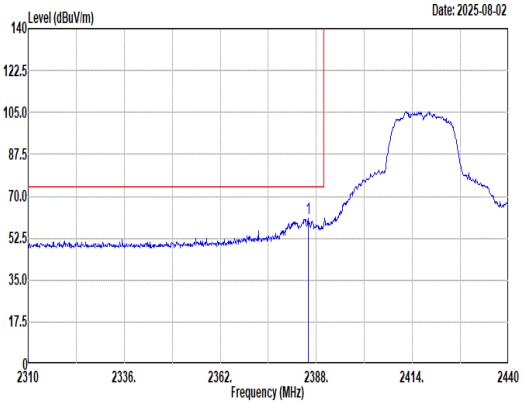 Site : 03CH23-HY Condition: PEAK_BE_74 3m DRH18-E_LE2C05A18EN_250702 VERTICAL : RBW:1000.000kHz VBW:3000.000kHz SWT:Auto Freq Level Limit Line Margin Read Level Ant Factor Cable Loss Preamp Factor Aux Factor APos TPos Remark MHz dBuV/m dBuV/m dB dBuV dB/m dB dB dB cm deg 1 2385.79 60.73 74.00 -13.27 48.30 26.80 7.21 31.96 10.38 385 158 Peak	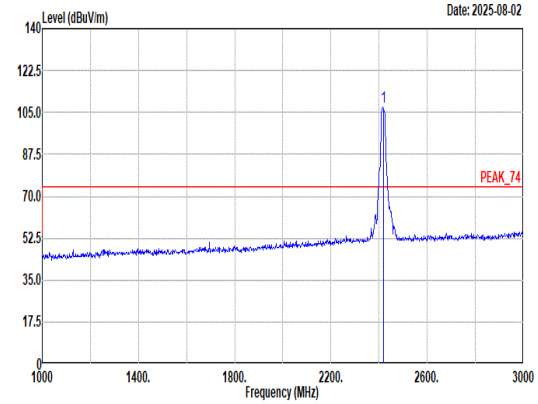 Site : 03CH23-HY Condition: PEAK_74 3m DRH18-E_LE2C05A18EN_250702 VERTICAL : RBW:1000.000kHz VBW:3000.000kHz SWT:Auto Freq Level Limit Line Margin Read Level Ant Factor Cable Loss Preamp Factor Aux Factor APos TPos Remark MHz dBuV/m dBuV/m dB dBuV dB/m dB dB dB cm deg 1 2417.00 107.08 ------ ------ 94.59 26.84 7.25 31.98 10.38 385 158 Peak
Avg	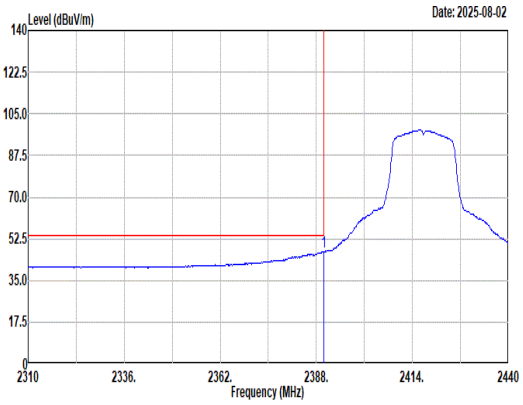 Site : 03CH23-HY Condition: AVG_BE_54 3m DRH18-E_LE2C05A18EN_250702 VERTICAL : RBW:1000.000kHz VBW:0.750kHz SWT:Auto Freq Level Limit Line Margin Read Level Ant Factor Cable Loss Preamp Factor Aux Factor APos TPos Remark MHz dBuV/m dBuV/m dB dBuV dB/m dB dB dB cm deg 1 2389.95 47.16 54.00 -6.84 34.74 26.80 7.21 31.97 10.38 385 158 Average	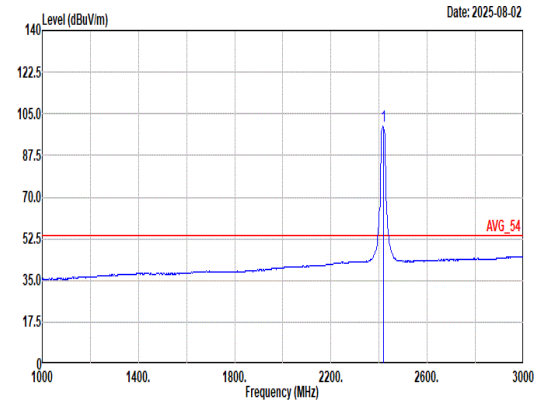 Site : 03CH23-HY Condition: AVG_54 3m DRH18-E_LE2C05A18EN_250702 VERTICAL : RBW:1000.000kHz VBW:0.750kHz SWT:Auto Freq Level Limit Line Margin Read Level Ant Factor Cable Loss Preamp Factor Aux Factor APos TPos Remark MHz dBuV/m dBuV/m dB dBuV dB/m dB dB dB cm deg 1 2417.00 99.75 ------ ------ 87.26 26.84 7.25 31.98 10.38 385 158 Average

Mode	53	
	Band Edge	
	2400-2483.5_802.11g_CH10_2457MHz	
ANT	1	
Pol.	Horizontal	Fundamental
Peak	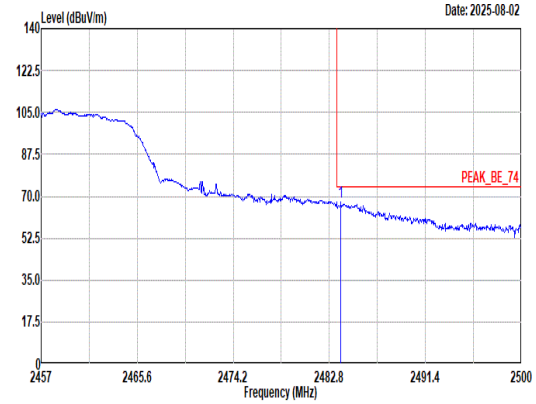 Site : 03CH23-HY Condition: PEAK_BE_74 3m DRH18-E_LE2C05A18EN_250702 HORIZONTAL : RBW:1000.000kHz VBW:3000.000kHz SWT:Auto Freq Level Limit Line Margin Read Level Ant Factor Cable Loss Preamp Factor Aux Factor APos TPos Remark MHz dBuV/m dBuV/m dB dBuV dB/m dB dB dB cm deg 1 2483.83 67.80 74.00 -6.20 55.27 26.84 7.34 32.03 10.38 100 315 Peak	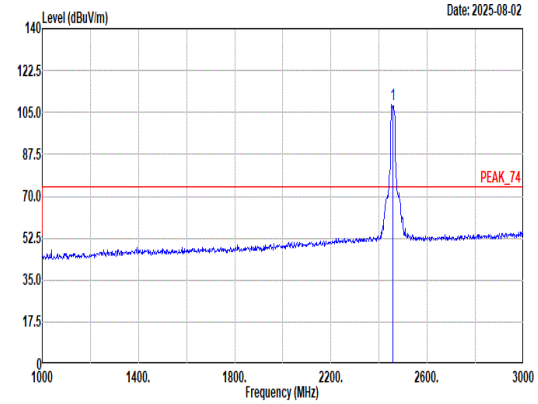 Site : 03CH23-HY Condition: PEAK_74 3m DRH18-E_LE2C05A18EN_250702 HORIZONTAL : RBW:1000.000kHz VBW:3000.000kHz SWT:Auto Freq Level Limit Line Margin Read Level Ant Factor Cable Loss Preamp Factor Aux Factor APos TPos Remark MHz dBuV/m dBuV/m dB dBuV dB/m dB dB dB cm deg 1 2457.00 108.30 ------ ------ 95.75 26.88 7.30 32.01 10.38 100 315 Peak
Avg	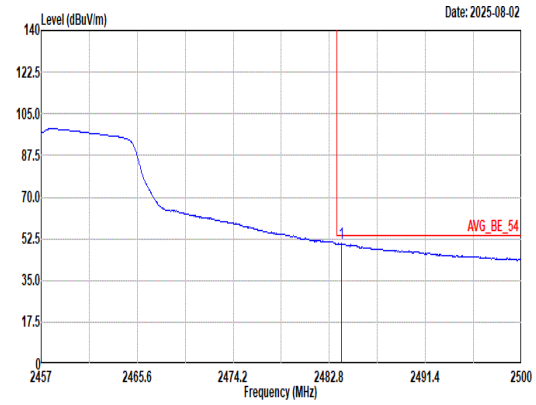 Site : 03CH23-HY Condition: AVG_BE_54 3m DRH18-E_LE2C05A18EN_250702 HORIZONTAL : RBW:1000.000kHz VBW:0.750kHz SWT:Auto Freq Level Limit Line Margin Read Level Ant Factor Cable Loss Preamp Factor Aux Factor APos TPos Remark MHz dBuV/m dBuV/m dB dBuV dB/m dB dB dB cm deg 1 2483.88 50.48 54.00 -3.52 37.95 26.84 7.34 32.03 10.38 100 315 Average	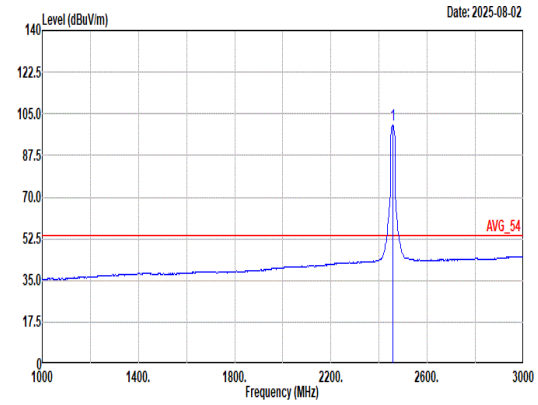 Site : 03CH23-HY Condition: AVG_54 3m DRH18-E_LE2C05A18EN_250702 HORIZONTAL : RBW:1000.000kHz VBW:0.750kHz SWT:Auto Freq Level Limit Line Margin Read Level Ant Factor Cable Loss Preamp Factor Aux Factor APos TPos Remark MHz dBuV/m dBuV/m dB dBuV dB/m dB dB dB cm deg 1 2457.00 100.23 ------ ------ 87.72 26.84 7.30 32.01 10.38 100 315 Average

Mode	53	
	Band Edge	
	2400-2483.5_802.11g_CH10_2457MHz	
ANT	1	
Pol.	Vertical	Fundamental
Peak	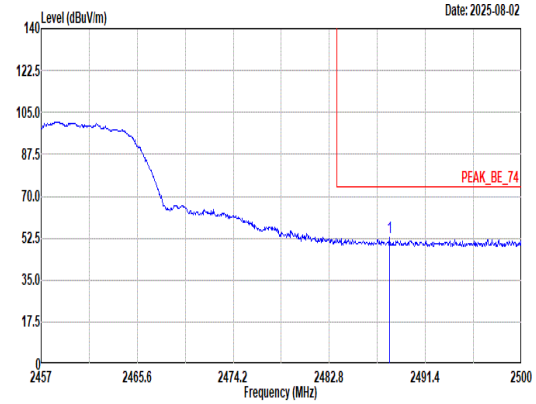 Site : 03CH23-HY Condition: PEAK_BE_74 3m DRH18-E_LE2C05A18EN_250702 VERTICAL : RBW:1000.000kHz VBW:3000.000kHz SWT:Auto Freq Level Limit Line Margin Read Level Ant Factor Cable Loss Preamp Factor Aux Factor APos TPos Remark MHz dBuV/m dBuV/m dB dBuV dB/m dB dB dB cm deg 1 2488.22 52.67 74.00 -21.33 40.10 26.88 7.34 32.03 10.38 365 152 Peak	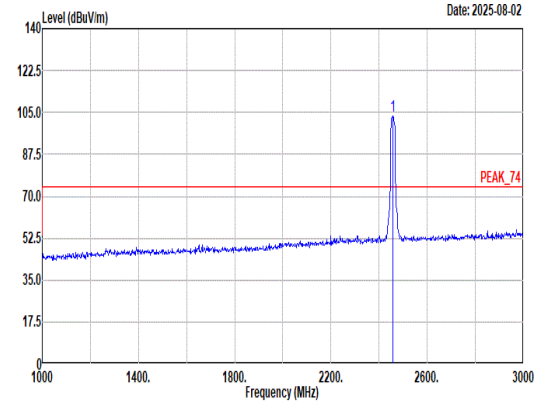 Site : 03CH23-HY Condition: PEAK_74 3m DRH18-E_LE2C05A18EN_250702 VERTICAL : RBW:1000.000kHz VBW:3000.000kHz SWT:Auto Freq Level Limit Line Margin Read Level Ant Factor Cable Loss Preamp Factor Aux Factor APos TPos Remark MHz dBuV/m dBuV/m dB dBuV dB/m dB dB dB cm deg 1 2457.00 103.33 ------ ------ 90.82 26.84 7.30 32.01 10.38 365 152 Peak
Avg	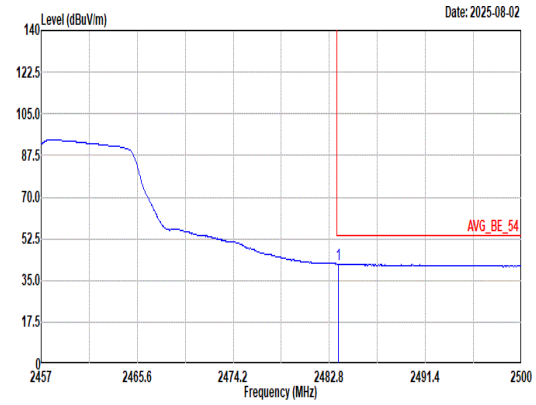 Site : 03CH23-HY Condition: AVG_BE_54 3m DRH18-E_LE2C05A18EN_250702 VERTICAL : RBW:1000.000kHz VBW:0.750kHz SWT:Auto Freq Level Limit Line Margin Read Level Ant Factor Cable Loss Preamp Factor Aux Factor APos TPos Remark MHz dBuV/m dBuV/m dB dBuV dB/m dB dB dB cm deg 1 2483.62 41.97 54.00 -12.03 29.44 26.84 7.34 32.03 10.38 365 152 Average	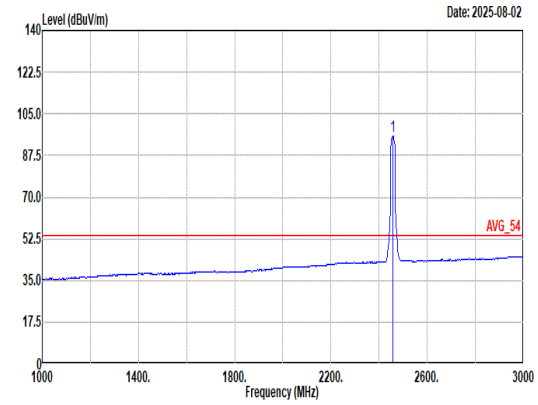 Site : 03CH23-HY Condition: AVG_54 3m DRH18-E_LE2C05A18EN_250702 VERTICAL : RBW:1000.000kHz VBW:0.750kHz SWT:Auto Freq Level Limit Line Margin Read Level Ant Factor Cable Loss Preamp Factor Aux Factor APos TPos Remark MHz dBuV/m dBuV/m dB dBuV dB/m dB dB dB cm deg 1 2457.00 95.69 ------ ------ 83.18 26.84 7.30 32.01 10.38 365 152 Average

Mode	54	
	Band Edge	
	2400-2483.5_802.11ax HE20_CH02_Full RU_2417MHz	
ANT	1	
Pol.	Horizontal	Fundamental
Peak	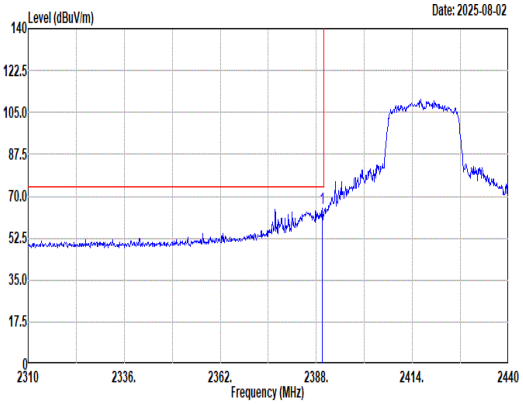 Site : 03CH23-HY Condition: PEAK_BE_74 3m DRH18-E_LE2C05A18EN_250702 HORIZONTAL : RBW:1000.000kHz VBW:3000.000kHz SWT:Auto Freq Level Limit Line Margin Read Level Ant Factor Cable Loss Preamp Factor Aux Factor APos TPos Remark MHz dBuV/m dBuV/m dB dBuV dB/m dB dB dB cm deg 1 2389.69 64.98 74.00 -9.02 52.55 26.80 7.21 31.96 10.38 160 316 Peak	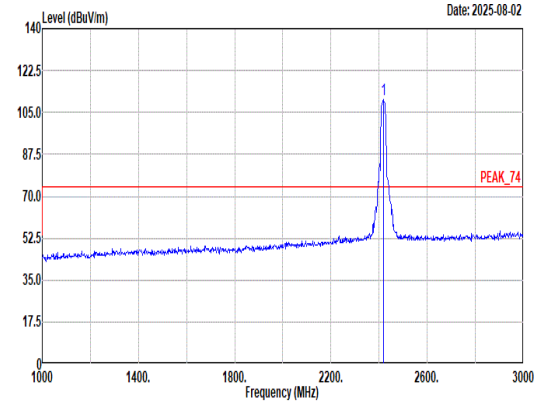 Site : 03CH23-HY Condition: PEAK_74 3m DRH18-E_LE2C05A18EN_250702 HORIZONTAL : RBW:1000.000kHz VBW:3000.000kHz SWT:Auto Freq Level Limit Line Margin Read Level Ant Factor Cable Loss Preamp Factor Aux Factor APos TPos Remark MHz dBuV/m dBuV/m dB dBuV dB/m dB dB dB cm deg 1 2417.00 110.20 ------ ------ 97.73 26.82 7.25 31.98 10.38 160 316 Peak
Avg	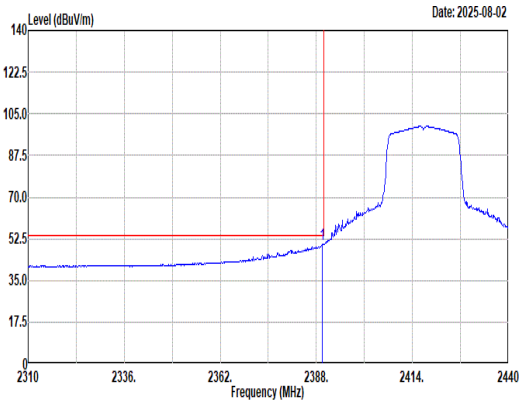 Site : 03CH23-HY Condition: AVG_BE_54 3m DRH18-E_LE2C05A18EN_250702 HORIZONTAL : RBW:1000.000kHz VBW:1.000kHz SWT:Auto Freq Level Limit Line Margin Read Level Ant Factor Cable Loss Preamp Factor Aux Factor APos TPos Remark MHz dBuV/m dBuV/m dB dBuV dB/m dB dB dB cm deg 1 2389.56 50.38 54.00 -3.62 37.95 26.80 7.21 31.96 10.38 160 316 Average	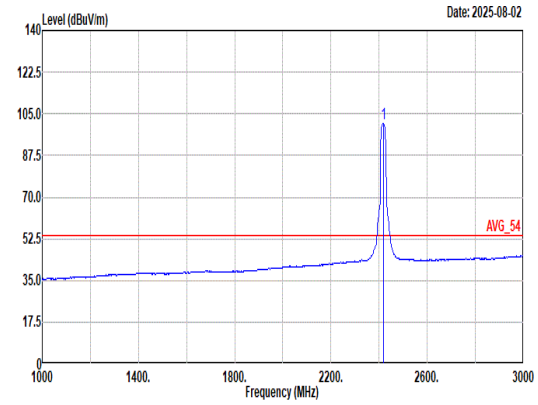 Site : 03CH23-HY Condition: AVG_54 3m DRH18-E_LE2C05A18EN_250702 HORIZONTAL : RBW:1000.000kHz VBW:1.000kHz SWT:Auto Freq Level Limit Line Margin Read Level Ant Factor Cable Loss Preamp Factor Aux Factor APos TPos Remark MHz dBuV/m dBuV/m dB dBuV dB/m dB dB dB cm deg 1 2417.00 101.15 ------ ------ 88.66 26.84 7.25 31.98 10.38 160 316 Average

Mode	54	
	Band Edge	
	2400-2483.5_802.11ax HE20_CH02_Full RU_2417MHz	
ANT	1	
Pol.	Vertical	Fundamental
Peak	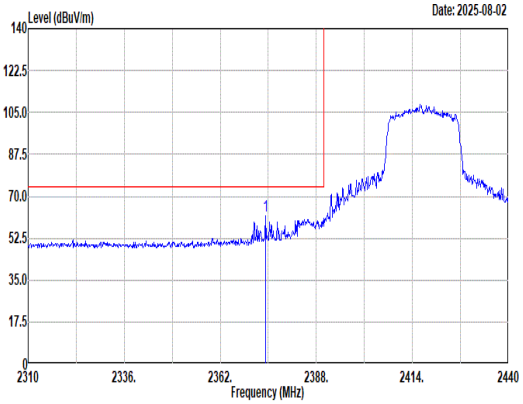 Site : 03CH23-HY Condition: PEAK_BE_74 3m DRH18-E_LE2C05A18EN_250702 VERTICAL : RBW:1000.000kHz VBW:3000.000kHz SWT:Auto Freq Level Limit Line Margin Read Level Ant Factor Cable Loss Preamp Factor Aux Factor APos TPos Remark MHz dBuV/m dBuV/m dB dBuV dB/m dB dB dB cm deg 1 2374.35 61.62 74.00 -12.38 49.15 26.86 7.19 31.95 10.37 396 155 Peak	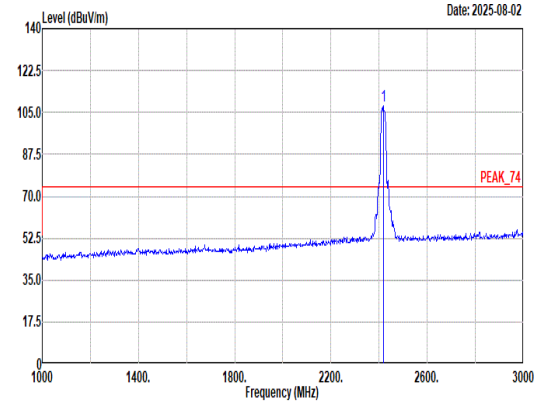 Site : 03CH23-HY Condition: PEAK_74 3m DRH18-E_LE2C05A18EN_250702 VERTICAL : RBW:1000.000kHz VBW:3000.000kHz SWT:Auto Freq Level Limit Line Margin Read Level Ant Factor Cable Loss Preamp Factor Aux Factor APos TPos Remark MHz dBuV/m dBuV/m dB dBuV dB/m dB dB dB cm deg 1 2417.00 107.66 ------ ------ 95.19 26.82 7.25 31.98 10.38 396 155 Peak
Avg	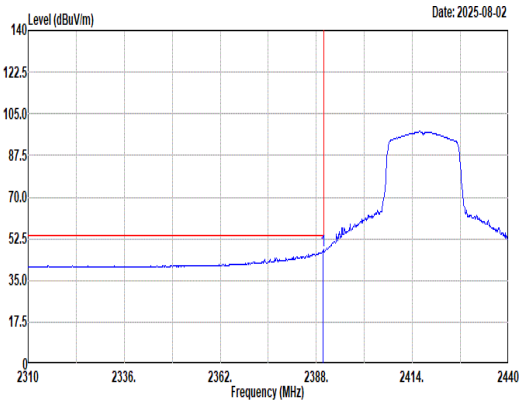 Site : 03CH23-HY Condition: AVG_BE_54 3m DRH18-E_LE2C05A18EN_250702 VERTICAL : RBW:1000.000kHz VBW:1.000kHz SWT:Auto Freq Level Limit Line Margin Read Level Ant Factor Cable Loss Preamp Factor Aux Factor APos TPos Remark MHz dBuV/m dBuV/m dB dBuV dB/m dB dB dB cm deg 1 2389.82 47.44 54.00 -6.56 35.02 26.80 7.21 31.97 10.38 396 155 Average	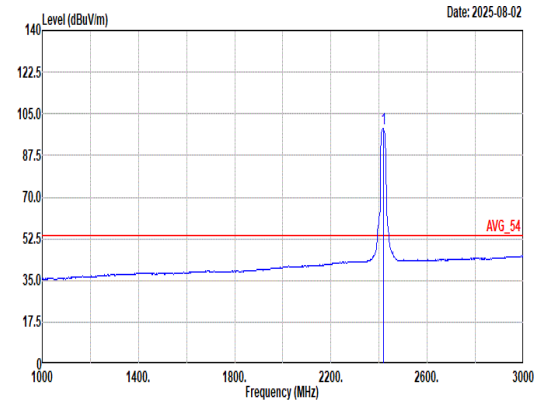 Site : 03CH23-HY Condition: AVG_54 3m DRH18-E_LE2C05A18EN_250702 VERTICAL : RBW:1000.000kHz VBW:1.000kHz SWT:Auto Freq Level Limit Line Margin Read Level Ant Factor Cable Loss Preamp Factor Aux Factor APos TPos Remark MHz dBuV/m dBuV/m dB dBuV dB/m dB dB dB cm deg 1 2417.00 98.88 ------ ------ 86.39 26.84 7.25 31.98 10.38 396 155 Average

Mode	55	
	Band Edge	
	2400-2483.5_802.11ax HE20_CH10_Full RU_2457MHz	
ANT	1	
Pol.	Horizontal	Fundamental
Peak	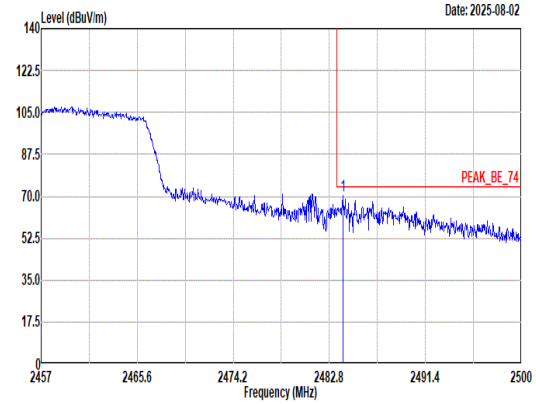 Site : 03CH23-HY Condition: PEAK_BE_74 3m DRH18-E_LE2C05A18EN_250702 HORIZONTAL : RBW:1000.000kHz VBW:3000.000kHz SWT:Auto Freq Level Limit Line Margin Read Level Ant Factor Cable Loss Preamp Factor Aux Factor APos TPos Remark MHz dBuV/m dBuV/m dB dBuV dB/m dB dB dB cm deg 1 2484.00 70.34 74.00 -3.66 57.81 26.84 7.34 32.03 10.38 100 318 Peak	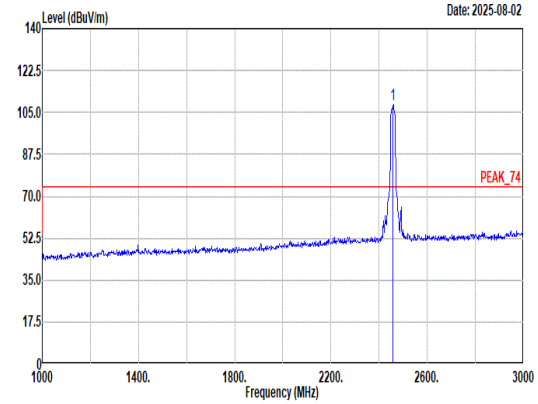 Site : 03CH23-HY Condition: PEAK_74 3m DRH18-E_LE2C05A18EN_250702 HORIZONTAL : RBW:1000.000kHz VBW:3000.000kHz SWT:Auto Freq Level Limit Line Margin Read Level Ant Factor Cable Loss Preamp Factor Aux Factor APos TPos Remark MHz dBuV/m dBuV/m dB dBuV dB/m dB dB dB cm deg 1 2457.00 108.32 ------ ------ 95.84 26.80 7.31 32.01 10.38 100 318 Peak
Avg	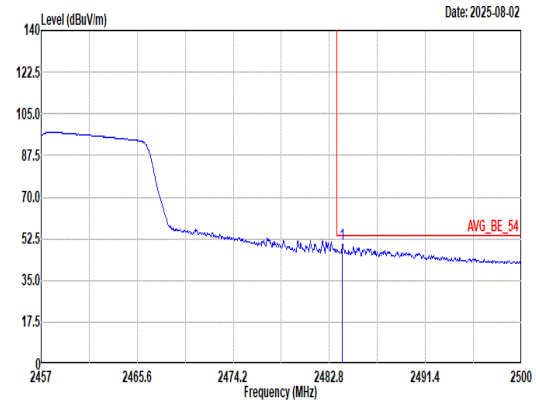 Site : 03CH23-HY Condition: AVG_BE_54 3m DRH18-E_LE2C05A18EN_250702 HORIZONTAL : RBW:1000.000kHz VBW:1.000kHz SWT:Auto Freq Level Limit Line Margin Read Level Ant Factor Cable Loss Preamp Factor Aux Factor APos TPos Remark MHz dBuV/m dBuV/m dB dBuV dB/m dB dB dB cm deg 1 2483.96 50.43 54.00 -3.57 37.90 26.84 7.34 32.03 10.38 100 318 Average	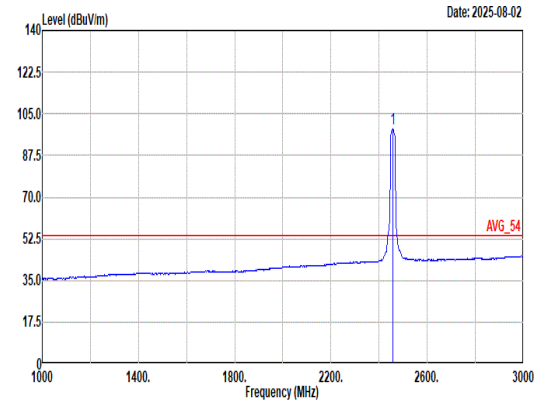 Site : 03CH23-HY Condition: AVG_54 3m DRH18-E_LE2C05A18EN_250702 HORIZONTAL : RBW:1000.000kHz VBW:1.000kHz SWT:Auto Freq Level Limit Line Margin Read Level Ant Factor Cable Loss Preamp Factor Aux Factor APos TPos Remark MHz dBuV/m dBuV/m dB dBuV dB/m dB dB dB cm deg 1 2457.00 98.84 ------ ------ 86.33 26.84 7.30 32.01 10.38 100 318 Average

Mode	55	
	Band Edge	
	2400-2483.5_802.11ax HE20_CH10_Full RU_2457MHz	
ANT	1	
Pol.	Vertical	Fundamental
Peak	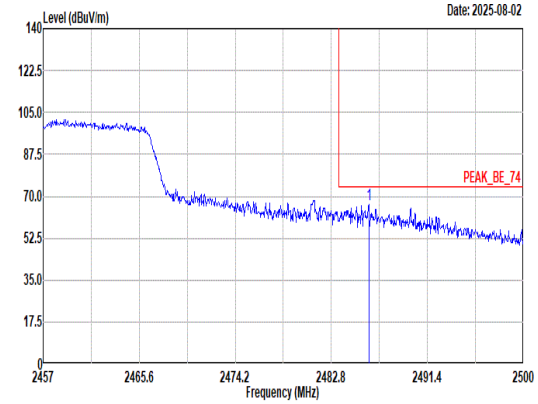 Site : 03CH23-HY Condition: PEAK_BE_74 3m DRH18-E_LE2C05A18EN_250702 VERTICAL : RBW:1000.000kHz VBW:3000.000kHz SWT:Auto Freq Level Limit Line Margin Read Level Ant Factor Cable Loss Preamp Factor Aux Factor APos TPos Remark MHz dBuV/m dBuV/m dB dBuV dB/m dB dB dB cm deg 1 2486.15 66.59 74.00 -7.41 54.04 26.86 7.34 32.03 10.38 319 151 Peak	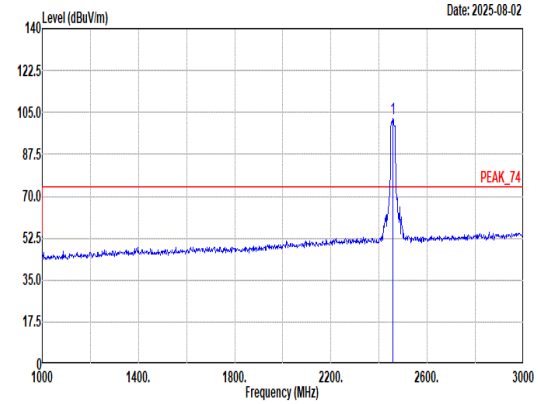 Site : 03CH23-HY Condition: PEAK_74 3m DRH18-E_LE2C05A18EN_250702 VERTICAL : RBW:1000.000kHz VBW:3000.000kHz SWT:Auto Freq Level Limit Line Margin Read Level Ant Factor Cable Loss Preamp Factor Aux Factor APos TPos Remark MHz dBuV/m dBuV/m dB dBuV dB/m dB dB dB cm deg 1 2457.00 102.33 ------ ------ 89.83 26.82 7.31 32.01 10.38 319 151 Peak
Avg	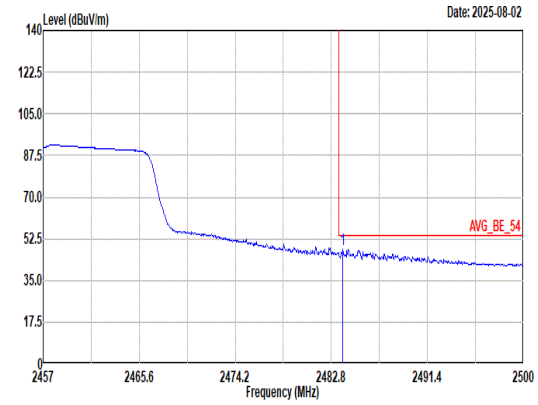 Site : 03CH23-HY Condition: AVG_BE_54 3m DRH18-E_LE2C05A18EN_250702 VERTICAL : RBW:1000.000kHz VBW:1.000kHz SWT:Auto Freq Level Limit Line Margin Read Level Ant Factor Cable Loss Preamp Factor Aux Factor APos TPos Remark MHz dBuV/m dBuV/m dB dBuV dB/m dB dB dB cm deg 1 2483.83 48.01 54.00 -5.99 35.48 26.84 7.34 32.03 10.38 319 151 Average	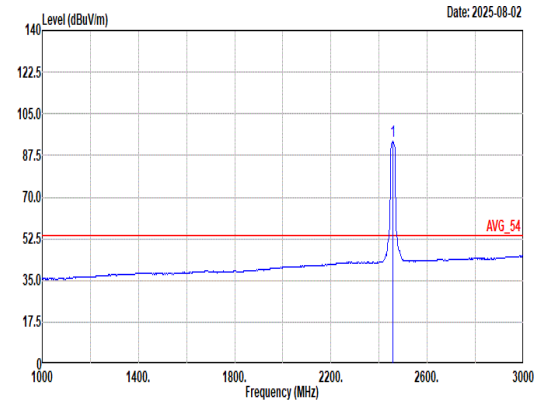 Site : 03CH23-HY Condition: AVG_54 3m DRH18-E_LE2C05A18EN_250702 VERTICAL : RBW:1000.000kHz VBW:1.000kHz SWT:Auto Freq Level Limit Line Margin Read Level Ant Factor Cable Loss Preamp Factor Aux Factor APos TPos Remark MHz dBuV/m dBuV/m dB dBuV dB/m dB dB dB cm deg 1 2457.00 93.32 ------ ------ 80.82 26.82 7.31 32.01 10.38 319 151 Average

Mode	57	
	Band Edge	
	2400-2483.5_802.11ax HE20_CH9_Full RU_2452MHz	
ANT	1	
Pol.	Horizontal	Fundamental
Peak	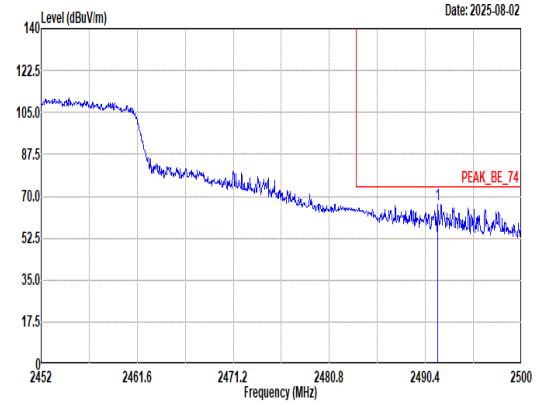 Site : 03CH23-HY Condition: PEAK_BE_74 3m DRH18-E_LE2C05A18EN_250702 HORIZONTAL : RBW:1000.000kHz VBW:3000.000kHz SWT:Auto Freq Level Limit Line Margin Read Level Ant Factor Cable Loss Preamp Factor Aux Factor APos TPos Remark MHz dBuV/m dBuV/m dB dBuV dB/m dB dB dB cm deg 1 2491.65 66.55 74.00 -7.45 53.95 26.90 7.35 32.03 10.38 101 316 Peak	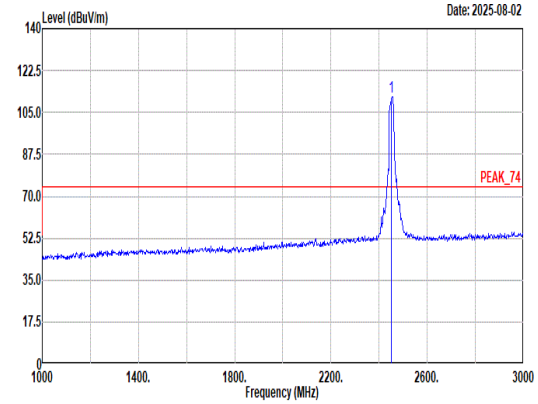 Site : 03CH23-HY Condition: PEAK_74 3m DRH18-E_LE2C05A18EN_250702 HORIZONTAL : RBW:1000.000kHz VBW:3000.000kHz SWT:Auto Freq Level Limit Line Margin Read Level Ant Factor Cable Loss Preamp Factor Aux Factor APos TPos Remark MHz dBuV/m dBuV/m dB dBuV dB/m dB dB dB cm deg 1 2452.00 111.32 ------ ------ 98.79 26.86 7.30 32.01 10.38 101 316 Peak
Avg	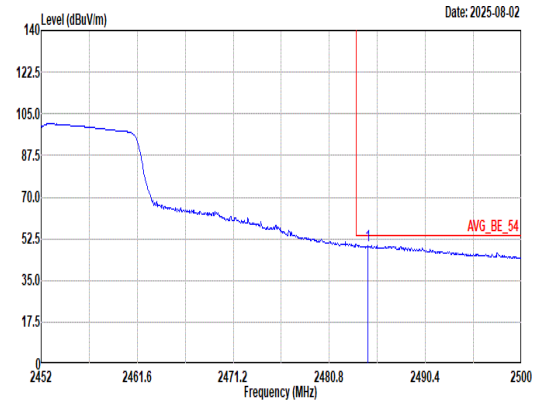 Site : 03CH23-HY Condition: AVG_BE_54 3m DRH18-E_LE2C05A18EN_250702 HORIZONTAL : RBW:1000.000kHz VBW:1.000kHz SWT:Auto Freq Level Limit Line Margin Read Level Ant Factor Cable Loss Preamp Factor Aux Factor APos TPos Remark MHz dBuV/m dBuV/m dB dBuV dB/m dB dB dB cm deg 1 2484.64 49.74 54.00 -4.26 37.20 26.85 7.34 32.03 10.38 101 316 Average	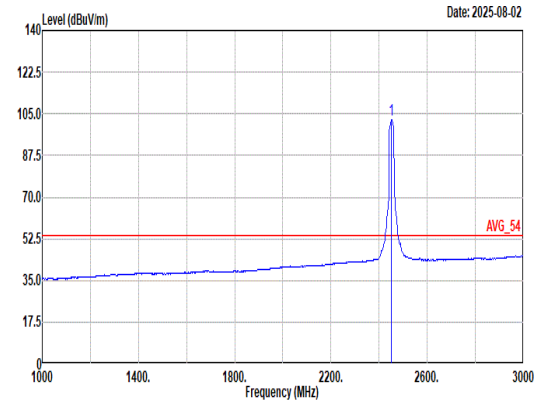 Site : 03CH23-HY Condition: AVG_54 3m DRH18-E_LE2C05A18EN_250702 HORIZONTAL : RBW:1000.000kHz VBW:1.000kHz SWT:Auto Freq Level Limit Line Margin Read Level Ant Factor Cable Loss Preamp Factor Aux Factor APos TPos Remark MHz dBuV/m dBuV/m dB dBuV dB/m dB dB dB cm deg 1 2452.00 102.30 ------ ------ 89.77 26.86 7.30 32.01 10.38 101 316 Average

Mode	57	
	Band Edge	
	2400-2483.5_802.11ax HE20_CH9_Full RU_2452MHz	
ANT	1	
Pol.	Vertical	Fundamental
Peak	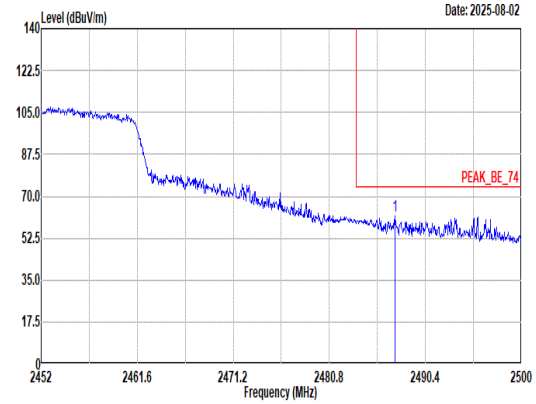 Site : 03CH23-HY Condition: PEAK_BE_74 3m DRH18-E_LE2C05A18EN_250702 VERTICAL : RBW:1000.000kHz VBW:3000.000kHz SWT:Auto Freq Level Limit Line Margin Read Level Ant Factor Cable Loss Preamp Factor Aux Factor APos TPos Remark MHz dBuV/m dBuV/m dB dBuV dB/m dB dB dB cm deg 1 2487.33 61.96 74.00 -12.04 49.40 26.87 7.34 32.03 10.38 370 154 Peak	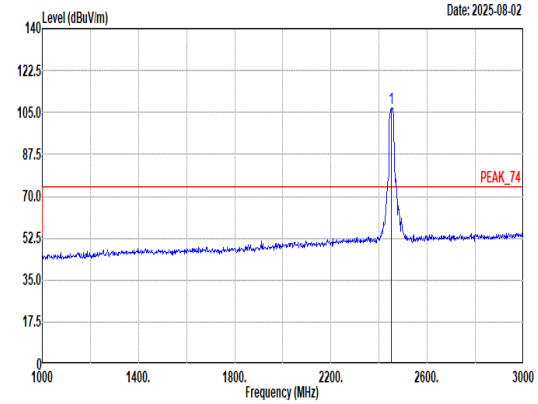 Site : 03CH23-HY Condition: PEAK_74 3m DRH18-E_LE2C05A18EN_250702 VERTICAL : RBW:1000.000kHz VBW:3000.000kHz SWT:Auto Freq Level Limit Line Margin Read Level Ant Factor Cable Loss Preamp Factor Aux Factor APos TPos Remark MHz dBuV/m dBuV/m dB dBuV dB/m dB dB dB cm deg 1 2452.00 106.86 ------ ------ 94.31 26.88 7.30 32.01 10.38 370 154 Peak
Avg	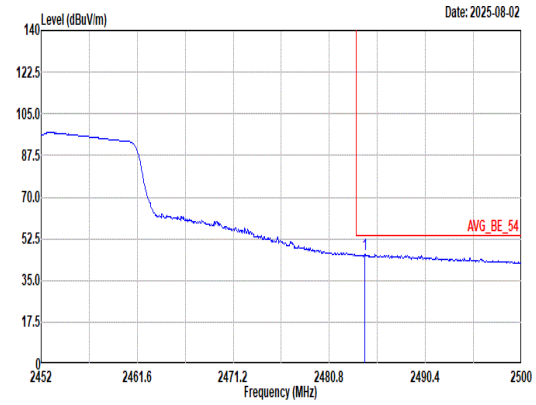 Site : 03CH23-HY Condition: AVG_BE_54 3m DRH18-E_LE2C05A18EN_250702 VERTICAL : RBW:1000.000kHz VBW:1.000kHz SWT:Auto Freq Level Limit Line Margin Read Level Ant Factor Cable Loss Preamp Factor Aux Factor APos TPos Remark MHz dBuV/m dBuV/m dB dBuV dB/m dB dB dB cm deg 1 2484.35 46.04 54.00 -7.96 33.51 26.84 7.34 32.03 10.38 370 154 Average	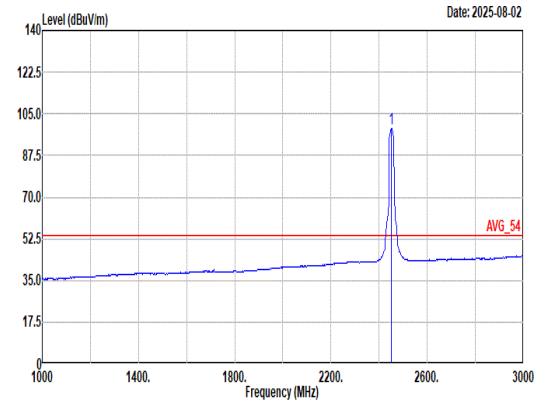 Site : 03CH23-HY Condition: AVG_54 3m DRH18-E_LE2C05A18EN_250702 VERTICAL : RBW:1000.000kHz VBW:1.000kHz SWT:Auto Freq Level Limit Line Margin Read Level Ant Factor Cable Loss Preamp Factor Aux Factor APos TPos Remark MHz dBuV/m dBuV/m dB dBuV dB/m dB dB dB cm deg 1 2452.00 98.69 ------ ------ 86.12 26.90 7.30 32.01 10.38 370 154 Average

Mode	58	
	Band Edge	
	2400-2483.5_802.11g_CH9_2452MHz	
ANT	1	
Pol.	Horizontal	Fundamental
Peak	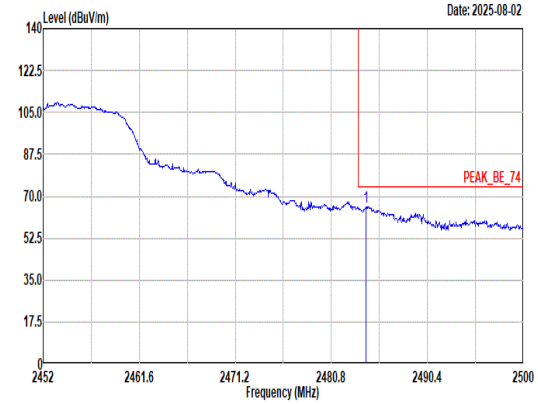 Site : 03CH23-HY Condition: PEAK_BE_74 3m DRH18-E_LE2C05A18EN_250702 HORIZONTAL : RBW:1000.000kHz VBW:3000.000kHz SWT:Auto 1 2484.26 65.70 74.00 -8.30 53.17 26.84 7.34 32.03 10.38 100 314 Peak	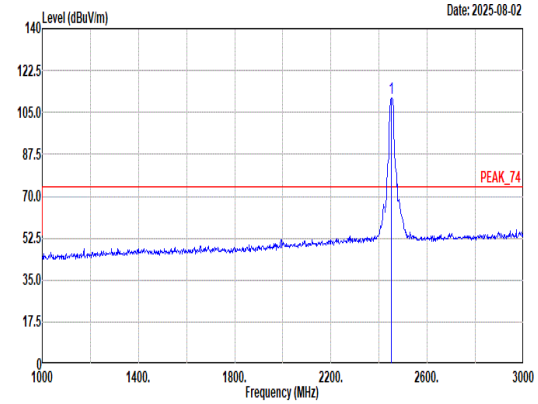 Site : 03CH23-HY Condition: PEAK_74 3m DRH18-E_LE2C05A18EN_250702 HORIZONTAL : RBW:1000.000kHz VBW:3000.000kHz SWT:Auto 1 2452.00 110.84 ------ ------ 98.31 26.86 7.30 32.01 10.38 100 314 Peak
Avg	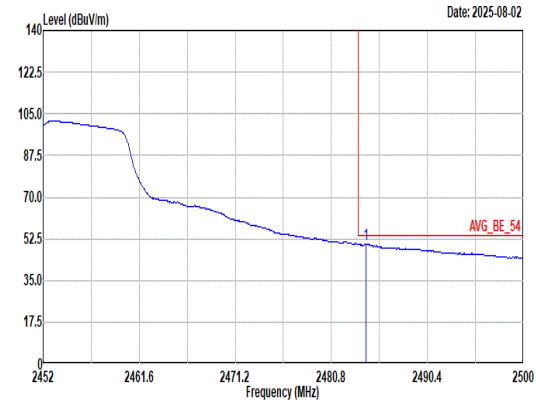 Site : 03CH23-HY Condition: AVG_BE_54 3m DRH18-E_LE2C05A18EN_250702 HORIZONTAL : RBW:1000.000kHz VBW:0.750kHz SWT:Auto 1 2484.26 50.25 54.00 -3.75 37.72 26.84 7.34 32.03 10.38 100 314 Average	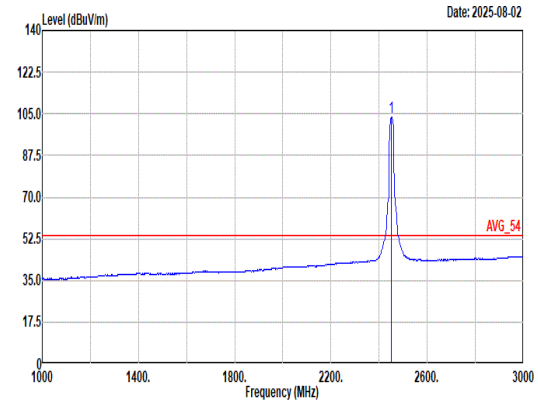 Site : 03CH23-HY Condition: AVG_54 3m DRH18-E_LE2C05A18EN_250702 HORIZONTAL : RBW:1000.000kHz VBW:0.750kHz SWT:Auto 1 2452.00 103.43 ------ ------ 90.90 26.86 7.30 32.01 10.38 100 314 Average

Mode	58	
	Band Edge	
	2400-2483.5_802.11g_CH9_2452MHz	
ANT	1	
Pol.	Vertical	Fundamental
Peak	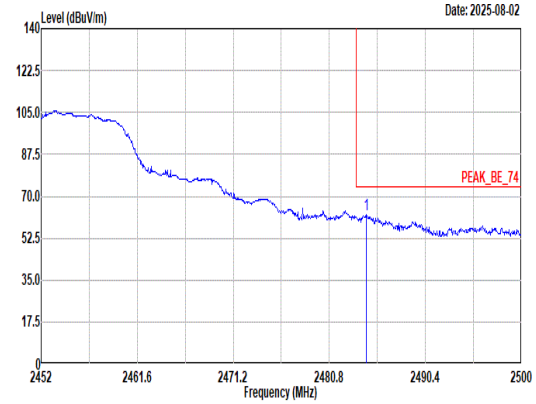 Site : 03CH23-HY Condition: PEAK_BE_74 3m DRH18-E_LE2C05A18EN_250702 VERTICAL : RBW:1000.000kHz VBW:3000.000kHz SWT:Auto Freq Level Limit Line Margin Read Level Ant Factor Cable Loss Preamp Factor Aux Factor APos TPos Remark MHz dBuV/m dBuV/m dB dBuV dB/m dB dB dB cm deg 1 2484.50 62.22 74.00 -11.78 49.69 26.84 7.34 32.03 10.38 370 152 Peak	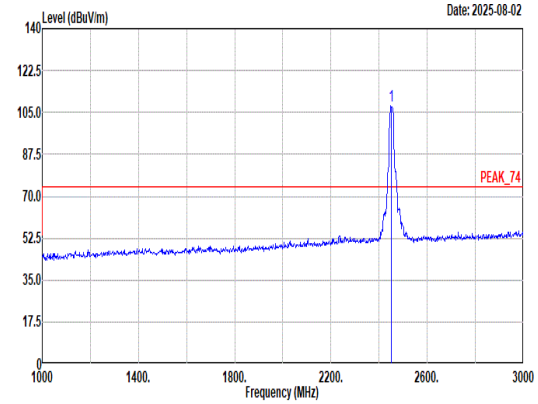 Site : 03CH23-HY Condition: PEAK_74 3m DRH18-E_LE2C05A18EN_250702 VERTICAL : RBW:1000.000kHz VBW:3000.000kHz SWT:Auto Freq Level Limit Line Margin Read Level Ant Factor Cable Loss Preamp Factor Aux Factor APos TPos Remark MHz dBuV/m dBuV/m dB dBuV dB/m dB dB dB cm deg 1 2452.00 107.57 ------ ------ 95.02 26.88 7.29 32.00 10.38 370 152 Peak
Avg	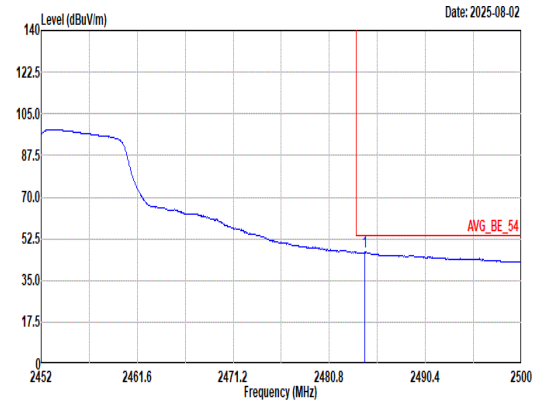 Site : 03CH23-HY Condition: AVG_BE_54 3m DRH18-E_LE2C05A18EN_250702 VERTICAL : RBW:1000.000kHz VBW:0.750kHz SWT:Auto Freq Level Limit Line Margin Read Level Ant Factor Cable Loss Preamp Factor Aux Factor APos TPos Remark MHz dBuV/m dBuV/m dB dBuV dB/m dB dB dB cm deg 1 2484.35 46.89 54.00 -7.11 34.36 26.84 7.34 32.03 10.38 370 152 Average	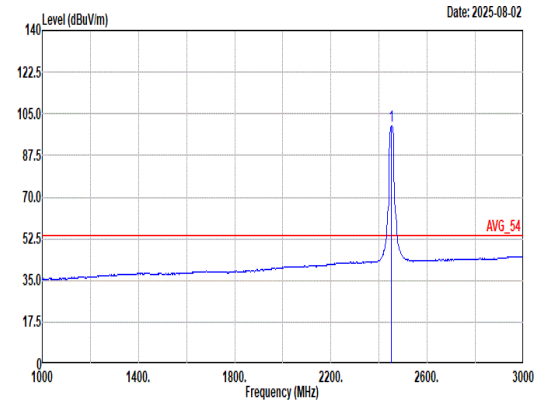 Site : 03CH23-HY Condition: AVG_54 3m DRH18-E_LE2C05A18EN_250702 VERTICAL : RBW:1000.000kHz VBW:0.750kHz SWT:Auto Freq Level Limit Line Margin Read Level Ant Factor Cable Loss Preamp Factor Aux Factor APos TPos Remark MHz dBuV/m dBuV/m dB dBuV dB/m dB dB dB cm deg 1 2452.00 99.99 ------ ------ 87.46 26.86 7.30 32.01 10.38 370 152 Average

<Ant. 2>
C2-1. Radiated Spurious Emission Test Modes

Mode	Band (MHz)	Antenna	Modulation	Channel	Frequency	Data Rate	RU	Remark
Mode 32	2400-2483.5	2	802.11b	01	2412	1Mbps	-	-
Mode 33	2400-2483.5	2	802.11b	06	2437	1Mbps	-	-
Mode 34	2400-2483.5	2	802.11b	11	2462	1Mbps	-	-
Mode 35	2400-2483.5	2	802.11b	12	2467	1Mbps	-	-
Mode 36	2400-2483.5	2	802.11b	13	2472	1Mbps	-	-
Mode 37	2400-2483.5	2	802.11g	01	2412	6Mbps	-	-
Mode 38	2400-2483.5	2	802.11g	06	2437	6Mbps	-	-
Mode 39	2400-2483.5	2	802.11g	11	2462	6Mbps	-	-
Mode 40	2400-2483.5	2	802.11g	12	2467	6Mbps	-	-
Mode 41	2400-2483.5	2	802.11g	13	2472	6Mbps	-	-
Mode 42	2400-2483.5	2	802.11ax HE20	01	2412	MCS0	Full RU	-

Mode	Band (MHz)	Antenna	Modulation	Channel	Frequency	Data Rate	RU	Remark
Mode 43	2400-2483.5	2	802.11ax HE20	06	2437	MCS0	Full RU	-
Mode 44	2400-2483.5	2	802.11ax HE20	11	2462	MCS0	Full RU	-
Mode 45	2400-2483.5	2	802.11ax HE20	01	2412	MCS0	Partial RU106/53	-
Mode 46	2400-2483.5	2	802.11ax HE20	11	2462	MCS0	Partial RU106/54	-
Mode 47	2400-2483.5	2	802.11ax HE20	12	2467	MCS0	Full RU	-
Mode 48	2400-2483.5	2	802.11ax HE20	13	2472	MCS0	Full RU	-
Mode 49	2400-2483.5	2	802.11ax HE20	13	2472	MCS0	Full RU	LF
Mode 51	2400-2483.5	2	802.11ac VHT20	13	2472	MCS0	-	-
Mode 56	2400-2483.5	2	802.11ax HE20	10	2457	MCS0	Full RU	-

C2-2. Summary of each worse mode

Mode	Modulation	Ch.	Freq. (MHz)	Level (dBuV/m)	Limit (dBuV/m)	Margin (dB)	Pol.	Peak Avg.	Result	RU	Remark
32	802.11b	01	2389.95	40.81	54.00	-13.19	H	Avg.	Pass	-	Band Edge
	802.11b	01	4824.00	45.28	74.00	-28.72	H	Peak	Pass	-	Harmonic
33	802.11b	06	2483.62	40.29	54.00	-13.71	H	Avg.	Pass	-	Band Edge
	802.11b	06	7311.00	39.46	54.00	-14.54	H	Avg.	Pass	-	Harmonic
34	802.11b	11	2483.51	42.29	54.00	-11.71	H	Avg.	Pass	-	Band Edge
	802.11b	11	7386.00	38.82	54.00	-15.18	H	Avg.	Pass	-	Harmonic
35	802.11b	12	2483.53	49.08	54.00	-4.92	H	Avg.	Pass	-	Band Edge
	802.11b	12	7401.00	39.39	54.00	-14.61	V	Avg.	Pass	-	Harmonic
36	802.11b	13	2485.58	46.24	54.00	-7.76	H	Avg.	Pass	-	Band Edge
	802.11b	13	7416.00	39.43	54.00	-14.57	H	Avg.	Pass	-	Harmonic
37	802.11g	01	2389.95	50.59	54.00	-3.41	H	Avg.	Pass	-	Band Edge

Mode	Modulation	Ch.	Freq. (MHz)	Level (dBuV/m)	Limit (dBuV/m)	Margin (dB)	Pol.	Peak Avg.	Result	RU	Remark
37	802.11g	01	4824.00	46.16	74.00	-27.84	H	Peak	Pass	-	Harmonic
38	802.11g	06	2484.19	45.97	54.00	-8.03	H	Avg.	Pass	-	Band Edge
	802.11g	06	7311.00	39.42	54.00	-14.58	H	Avg.	Pass	-	Harmonic
39	802.11g	11	2483.51	50.49	54.00	-3.51	H	Avg.	Pass	-	Band Edge
	802.11g	11	7386.00	39.41	54.00	-14.59	V	Avg.	Pass	-	Harmonic
40	802.11g	12	2483.53	48.82	54.00	-5.18	H	Avg.	Pass	-	Band Edge
	802.11g	12	7401.00	39.40	54.00	-14.60	H	Avg.	Pass	-	Harmonic
41	802.11g	13	2484.15	50.27	54.00	-3.73	H	Avg.	Pass	-	Band Edge
	802.11g	13	7416.00	39.53	54.00	-14.47	V	Avg.	Pass	-	Harmonic
42	802.11ax HE20	01	2389.56	50.25	54.00	-3.75	H	Avg.	Pass	Full RU	Band Edge
	802.11ax HE20	01	4824.00	45.54	74.00	-28.46	V	Peak	Pass	Full RU	Harmonic

Mode	Modulation	Ch.	Freq. (MHz)	Level (dBuV/m)	Limit (dBuV/m)	Margin (dB)	Pol.	Peak Avg.	Result	RU	Remark
43	802.11ax HE20	06	2483.81	48.05	54.00	-5.95	H	Avg.	Pass	Full RU	Band Edge
	802.11ax HE20	06	7311.00	40.41	54.00	-13.59	V	Avg.	Pass	Full RU	Harmonic
44	802.11ax HE20	11	2484.31	46.90	54.00	-7.10	H	Avg.	Pass	Full RU	Band Edge
	802.11ax HE20	11	7386.00	39.54	54.00	-14.46	H	Avg.	Pass	Full RU	Harmonic
45	802.11ax HE20	01	2389.56	49.92	54.00	-4.08	H	Avg.	Pass	Partial RU106/53	Band Edge
	802.11ax HE20	01	-	-	-	-	-	-	-	Partial RU106/53	Harmonic
46	802.11ax HE20	11	2484.12	50.34	54.00	-3.66	H	Avg.	Pass	Partial RU106/54	Band Edge
	802.11ax HE20	11	-	-	-	-	-	-	-	Partial RU106/54	Harmonic
47	802.11ax HE20	12	2484.79	48.19	54.00	-5.81	H	Avg.	Pass	Full RU	Band Edge
	802.11ax HE20	12	7401.00	39.41	54.00	-14.59	H	Avg.	Pass	Full RU	Harmonic
48	802.11ax HE20	13	2483.51	50.65	54.00	-3.35	H	Avg.	Pass	Full RU	Band Edge

Mode	Modulation	Ch.	Freq. (MHz)	Level (dBuV/m)	Limit (dBuV/m)	Margin (dB)	Pol.	Peak Avg.	Result	RU	Remark
48	802.11ax HE20	13	7416.00	39.63	54.00	-14.37	V	Avg.	Pass	Full RU	Harmonic
49	LF	13	896.21	39.88	46.00	-6.12	H	Peak	Pass	-	LF
51	802.11ac VHT20	13	2483.51	50.58	54.00	-3.42	H	Avg.	Pass	-	Band Edge
	802.11ac VHT20	13	7416.00	39.84	54.00	-14.16	V	Avg.	Pass	-	Harmonic
56	802.11ax HE20	10	2483.62	50.43	54.00	-3.57	H	Avg.	Pass	Full RU	Band Edge
	802.11ax HE20	10	-	-	-	-	-	-	-	Full RU	Harmonic

Mode	32	
	Band Edge	
	2400-2483.5_802.11b_CH01_2412MHz	
ANT	2	
Pol.	Horizontal	Fundamental
Peak	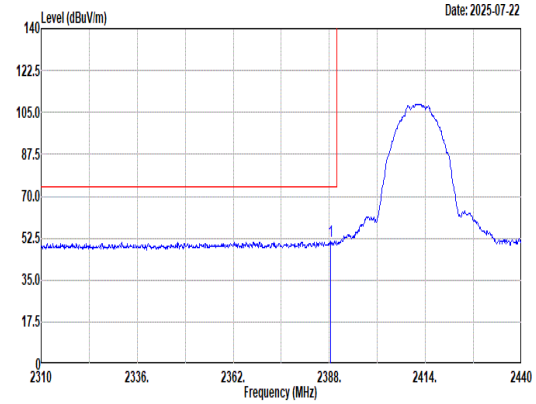 Site : 03CH23-HY Condition: PEAK_BE_74 3m DRH18-E_LE2C05A18EN_250702 HORIZONTAL : RBW:1000.000kHz VBW:3000.000kHz SWT:Auto Freq Level Limit Line Margin Read Level Ant Factor Cable Loss Preamp Factor Aux Factor APos TPos Remark MHz dBuV/m dBuV/m dB dBuV dB/m dB dB dB cm deg 1 2388.26 51.33 74.00 -22.67 38.90 26.80 7.21 31.96 10.38 302 26 Peak	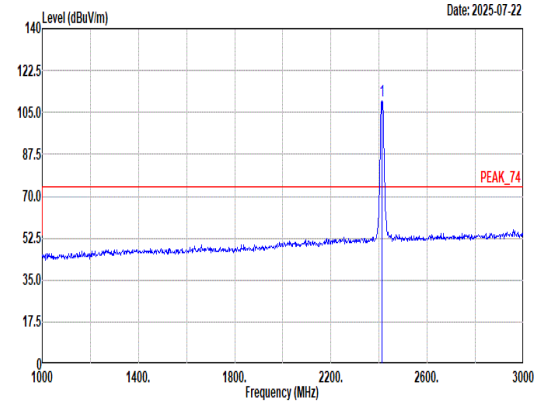 Site : 03CH23-HY Condition: PEAK_74 3m DRH18-E_LE2C05A18EN_250702 HORIZONTAL : RBW:1000.000kHz VBW:3000.000kHz SWT:Auto Freq Level Limit Line Margin Read Level Ant Factor Cable Loss Preamp Factor Aux Factor APos TPos Remark MHz dBuV/m dBuV/m dB dBuV dB/m dB dB dB cm deg 1 2412.00 109.73 ------ ------ 97.20 26.88 7.25 31.98 10.38 302 26 Peak
Avg	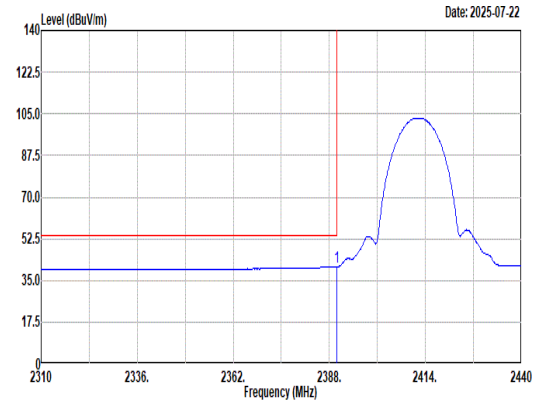 Site : 03CH23-HY Condition: AVG_BE_54 3m DRH18-E_LE2C05A18EN_250702 HORIZONTAL : RBW:1000.000kHz VBW:0.010kHz SWT:Auto Freq Level Limit Line Margin Read Level Ant Factor Cable Loss Preamp Factor Aux Factor APos TPos Remark MHz dBuV/m dBuV/m dB dBuV dB/m dB dB dB cm deg 1 2389.95 40.81 54.00 -13.19 28.39 26.80 7.21 31.97 10.38 302 26 Average	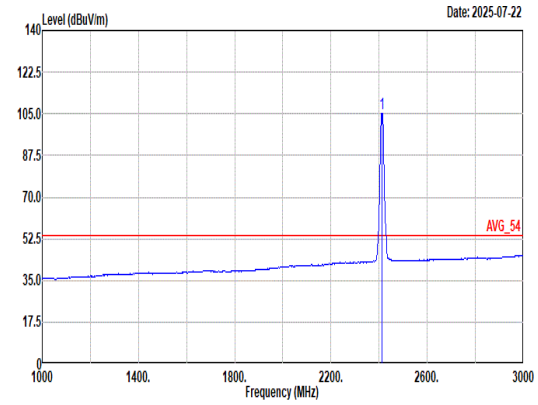 Site : 03CH23-HY Condition: AVG_54 3m DRH18-E_LE2C05A18EN_250702 HORIZONTAL : RBW:1000.000kHz VBW:0.010kHz SWT:Auto Freq Level Limit Line Margin Read Level Ant Factor Cable Loss Preamp Factor Aux Factor APos TPos Remark MHz dBuV/m dBuV/m dB dBuV dB/m dB dB dB cm deg 1 2412.00 105.09 ------ ------ 92.56 26.88 7.25 31.98 10.38 302 26 Average

Mode	32	
	Band Edge	
	2400-2483.5_802.11b_CH01_2412MHz	
ANT	2	
Pol.	Vertical	Fundamental
Peak	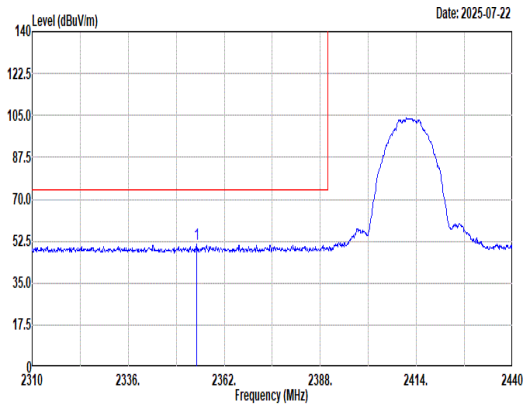 Site : 03CH23-HY Condition: PEAK_BE_74 3m DRH18-E_LE2C05A18EN_250702 VERTICAL : RBW:1000.000kHz VBW:3000.000kHz SWT:Auto Freq Level Limit Line Margin Read Level Ant Factor Cable Loss Preamp Factor Aux Factor APos TPos Remark MHz dBuV/m dBuV/m dB dBuV dB/m dB dB dB cm deg 1 2354.46 51.28 74.00 -22.72 38.69 27.00 7.16 31.94 10.37 300 255 Peak	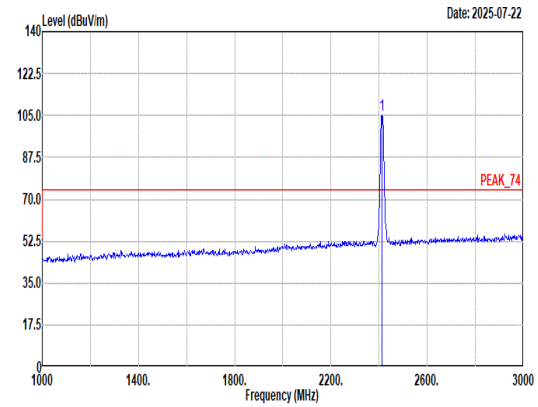 Site : 03CH23-HY Condition: PEAK_74 3m DRH18-E_LE2C05A18EN_250702 VERTICAL : RBW:1000.000kHz VBW:3000.000kHz SWT:Auto Freq Level Limit Line Margin Read Level Ant Factor Cable Loss Preamp Factor Aux Factor APos TPos Remark MHz dBuV/m dBuV/m dB dBuV dB/m dB dB dB cm deg 1 2412.00 105.05 ------ ------ 92.52 26.88 7.25 31.98 10.38 300 255 Peak
Avg	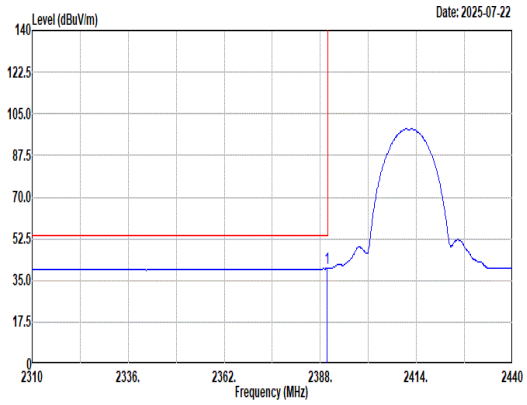 Site : 03CH23-HY Condition: AVG_BE_54 3m DRH18-E_LE2C05A18EN_250702 VERTICAL : RBW:1000.000kHz VBW:0.010kHz SWT:Auto Freq Level Limit Line Margin Read Level Ant Factor Cable Loss Preamp Factor Aux Factor APos TPos Remark MHz dBuV/m dBuV/m dB dBuV dB/m dB dB dB cm deg 1 2389.82 39.92 54.00 -14.08 27.50 26.80 7.21 31.97 10.38 300 255 Average	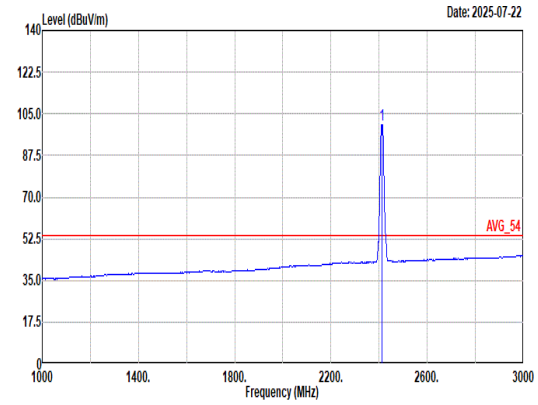 Site : 03CH23-HY Condition: AVG_54 3m DRH18-E_LE2C05A18EN_250702 VERTICAL : RBW:1000.000kHz VBW:0.010kHz SWT:Auto Freq Level Limit Line Margin Read Level Ant Factor Cable Loss Preamp Factor Aux Factor APos TPos Remark MHz dBuV/m dBuV/m dB dBuV dB/m dB dB dB cm deg 1 2412.00 100.58 ------ ------ 88.05 26.88 7.25 31.98 10.38 300 255 Average

Mode	32	
	Harmonic	
	2400-2483.5_802.11b_CH01_2412MHz	
ANT	2	
Pol.	Horizontal	Vertical
Peak Avg	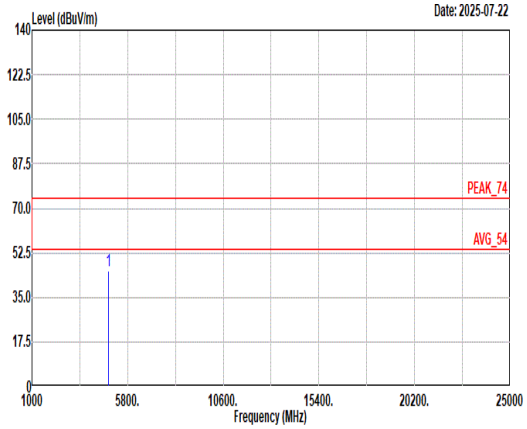 Site : 03CH23-HY Condition: PEAK_74 3m DRH18-E_LE2C05A18EN_250702 HORIZONTAL Freq Level Limit Line Margin Read Level Ant Factor Cable Loss Preamp Factor Aux Factor APos TPos Remark MHz dBuV/m dBuV/m dB dBuV dB/m dB dB dB cm deg 1 4824.00 45.28 74.00 -28.72 34.46 32.45 10.16 33.16 1.37 -- -- Peak	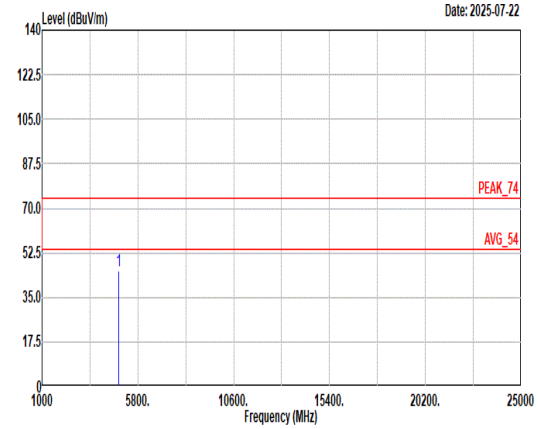 Site : 03CH23-HY Condition: PEAK_74 3m DRH18-E_LE2C05A18EN_250702 VERTICAL Freq Level Limit Line Margin Read Level Ant Factor Cable Loss Preamp Factor Aux Factor APos TPos Remark MHz dBuV/m dBuV/m dB dBuV dB/m dB dB dB cm deg 1 4824.00 45.25 74.00 -28.75 34.43 32.45 10.16 33.16 1.37 -- -- Peak

Mode	33	
	Band Edge - L	
	2400-2483.5_802.11b_CH06_2437MHz	
ANT	2	
Pol.	Horizontal	Fundamental
Peak	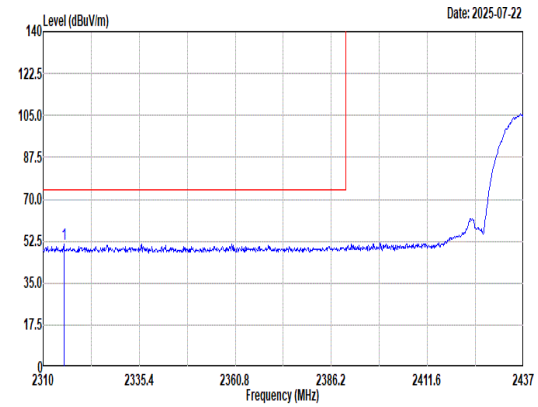 Site : 03CH23-HY Condition: PEAK_BE_74 3m DRH18-E_LE2C05A18EN_250702 HORIZONTAL : RBW:1000.000kHz VBW:3000.000kHz SWT:Auto Freq Level Limit Line Margin Read Level Ant Factor Cable Loss Preamp Factor Aux Factor APos TPos Remark MHz dBuV/m dBuV/m dB dBuV dB/m dB dB dB cm deg 1 2315.46 51.25 74.00 -22.75 38.56 27.15 7.09 31.91 10.36 300 24 Peak	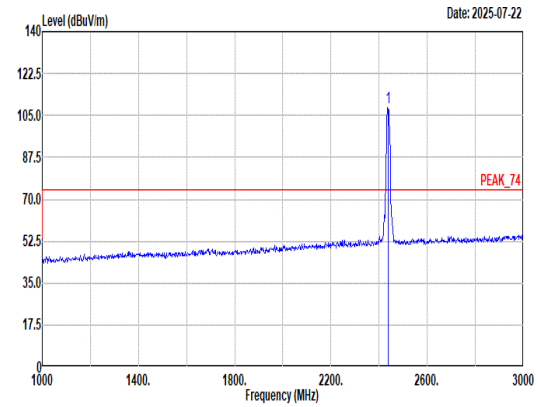 Site : 03CH23-HY Condition: PEAK_74 3m DRH18-E_LE2C05A18EN_250702 HORIZONTAL : RBW:1000.000kHz VBW:3000.000kHz SWT:Auto Freq Level Limit Line Margin Read Level Ant Factor Cable Loss Preamp Factor Aux Factor APos TPos Remark MHz dBuV/m dBuV/m dB dBuV dB/m dB dB dB cm deg 1 2437.00 108.08 ------ ------ 95.66 26.76 7.28 32.00 10.38 300 24 Peak
Avg	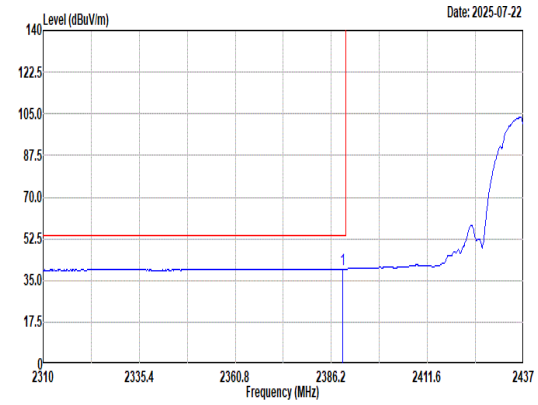 Site : 03CH23-HY Condition: AVG_BE_54 3m DRH18-E_LE2C05A18EN_250702 HORIZONTAL : RBW:1000.000kHz VBW:0.010kHz SWT:Auto Freq Level Limit Line Margin Read Level Ant Factor Cable Loss Preamp Factor Aux Factor APos TPos Remark MHz dBuV/m dBuV/m dB dBuV dB/m dB dB dB cm deg 1 2389.25 39.87 54.00 -14.13 27.44 26.80 7.21 31.96 10.38 300 24 Average	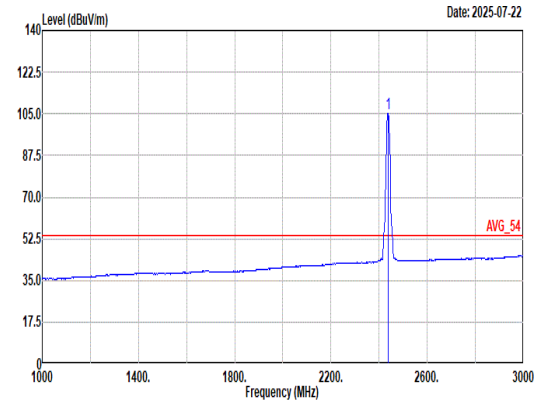 Site : 03CH23-HY Condition: AVG_54 3m DRH18-E_LE2C05A18EN_250702 HORIZONTAL : RBW:1000.000kHz VBW:0.010kHz SWT:Auto Freq Level Limit Line Margin Read Level Ant Factor Cable Loss Preamp Factor Aux Factor APos TPos Remark MHz dBuV/m dBuV/m dB dBuV dB/m dB dB dB cm deg 1 2437.00 104.93 ------ ------ 92.51 26.76 7.28 32.00 10.38 300 24 Average

Mode	33	
	Band Edge - R	
	2400-2483.5_802.11b_CH06_2437MHz	
ANT	2	
Pol.	Horizontal	Fundamental
Peak	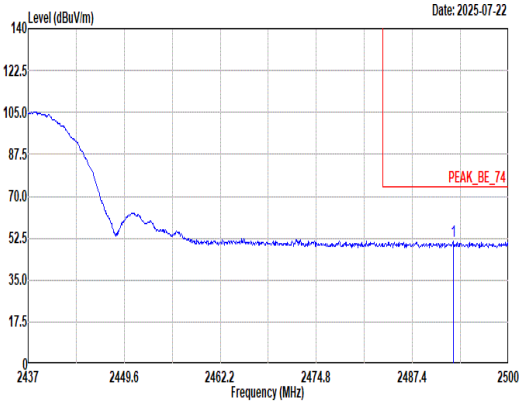 Site : 03CH23-HY Condition: PEAK_BE_74 3m DRH18-E_LE2C05A18EN_250702 HORIZONTAL : RBW:1000.000kHz VBW:3000.000kHz SWT:Auto Limit Read Ant Cable Preamp Aux APos TPos Freq Level Line Margin Level Factor Loss Factor Factor Remark MHz dBuV/m dBuV/m dB dBuV dB/m dB dB dB cm deg 1 2492.76 51.31 74.00 -22.69 38.72 26.90 7.35 32.04 10.38 300 24 Peak	Blank
Avg	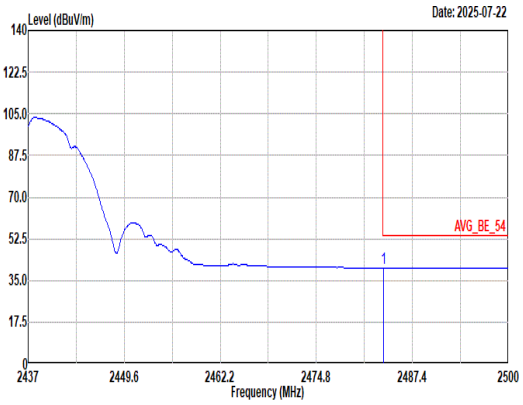 Site : 03CH23-HY Condition: AVG_BE_54 3m DRH18-E_LE2C05A18EN_250702 HORIZONTAL : RBW:1000.000kHz VBW:0.010kHz SWT:Auto Limit Read Ant Cable Preamp Aux APos TPos Freq Level Line Margin Level Factor Loss Factor Factor Remark MHz dBuV/m dBuV/m dB dBuV dB/m dB dB dB cm deg 1 2483.62 40.29 54.00 -13.71 27.76 26.84 7.34 32.03 10.38 300 24 Average	Blank

Mode	33	
	Band Edge - L	
	2400-2483.5_802.11b_CH06_2437MHz	
ANT	2	
Pol.	Vertical	Fundamental
Peak	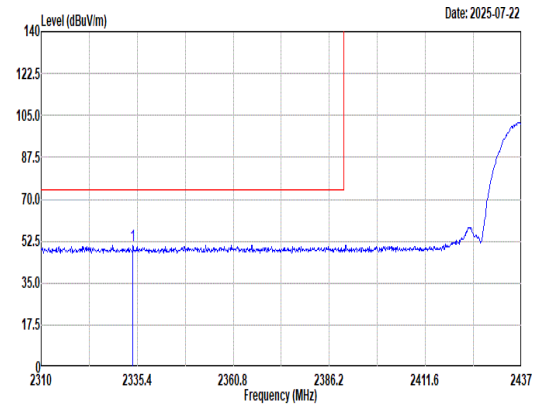 Site : 03CH23-HY Condition: PEAK_BE_74 3m DRH18-E_LE2C05A18EN_250702 VERTICAL : RBW:1000.000kHz VBW:3000.000kHz SWT:Auto Freq Level Limit Line Margin Read Level Ant Factor Cable Loss Preamp Factor Aux Factor APos TPos Remark MHz dBuV/m dBuV/m dB dBuV dB/m dB dB dB cm deg 1 2334.26 50.80 74.00 -23.20 38.18 27.06 7.12 31.93 10.37 338 255 Peak	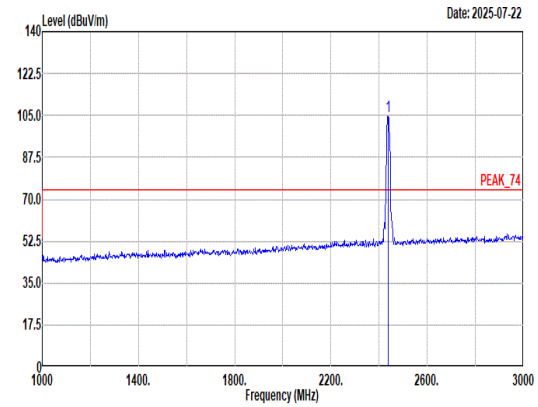 Site : 03CH23-HY Condition: PEAK_74 3m DRH18-E_LE2C05A18EN_250702 VERTICAL : RBW:1000.000kHz VBW:3000.000kHz SWT:Auto Freq Level Limit Line Margin Read Level Ant Factor Cable Loss Preamp Factor Aux Factor APos TPos Remark MHz dBuV/m dBuV/m dB dBuV dB/m dB dB dB cm deg 1 2437.00 104.71 ------ ------ 92.27 26.78 7.28 32.00 10.38 338 255 Peak
Avg	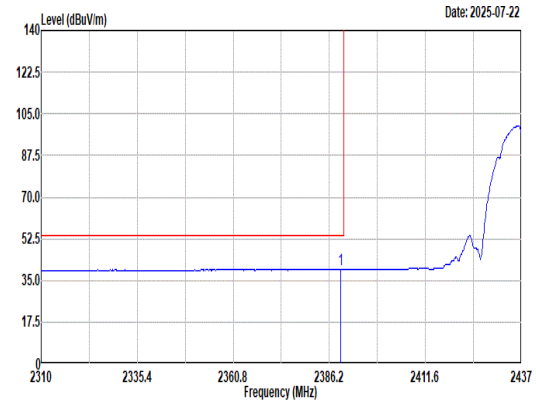 Site : 03CH23-HY Condition: AVG_BE_54 3m DRH18-E_LE2C05A18EN_250702 VERTICAL : RBW:1000.000kHz VBW:0.010kHz SWT:Auto Freq Level Limit Line Margin Read Level Ant Factor Cable Loss Preamp Factor Aux Factor APos TPos Remark MHz dBuV/m dBuV/m dB dBuV dB/m dB dB dB cm deg 1 2389.12 39.51 54.00 -14.49 27.08 26.80 7.21 31.96 10.38 338 255 Average	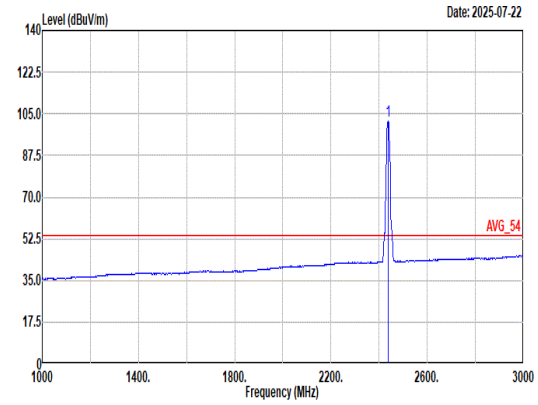 Site : 03CH23-HY Condition: AVG_54 3m DRH18-E_LE2C05A18EN_250702 VERTICAL : RBW:1000.000kHz VBW:0.010kHz SWT:Auto Freq Level Limit Line Margin Read Level Ant Factor Cable Loss Preamp Factor Aux Factor APos TPos Remark MHz dBuV/m dBuV/m dB dBuV dB/m dB dB dB cm deg 1 2437.00 101.71 ------ ------ 89.27 26.78 7.28 32.00 10.38 338 255 Average

Mode	33	
	Band Edge - R	
	2400-2483.5_802.11b_CH06_2437MHz	
ANT	2	
Pol.	Vertical	Fundamental
Peak	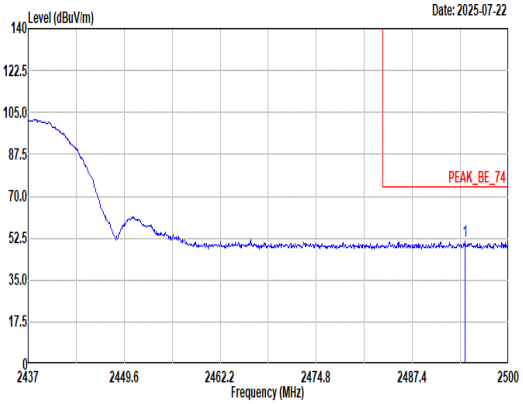 Site : 03CH23-HY Condition: PEAK_BE_74 3m DRH18-E_LE2C05A18EN_250702 VERTICAL : RBW:1000.000kHz VBW:3000.000kHz SWT:Auto Limit Read Ant Cable Preamp Aux APos TPos Freq Level Line Margin Level Factor Loss Factor Factor Remark MHz dBuV/m dBuV/m dB dBuV dB/m dB dB dB cm deg 1 2494.27 51.21 74.00 -22.79 38.62 26.90 7.35 32.04 10.38 338 255 Peak	Blank
Avg	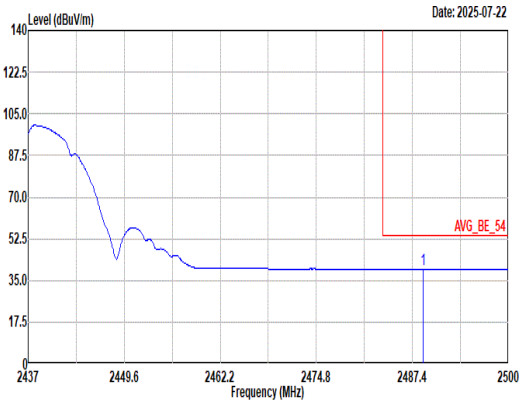 Site : 03CH23-HY Condition: AVG_BE_54 3m DRH18-E_LE2C05A18EN_250702 VERTICAL : RBW:1000.000kHz VBW:0.010kHz SWT:Auto Limit Read Ant Cable Preamp Aux APos TPos Freq Level Line Margin Level Factor Loss Factor Factor Remark MHz dBuV/m dBuV/m dB dBuV dB/m dB dB dB cm deg 1 2488.85 39.82 54.00 -14.18 27.23 26.89 7.35 32.03 10.38 338 255 Average	Blank

Mode	33	
	Harmonic	
	2400-2483.5_802.11b_CH06_2437MHz	
ANT	2	
Pol.	Horizontal	Vertical
Peak Avg	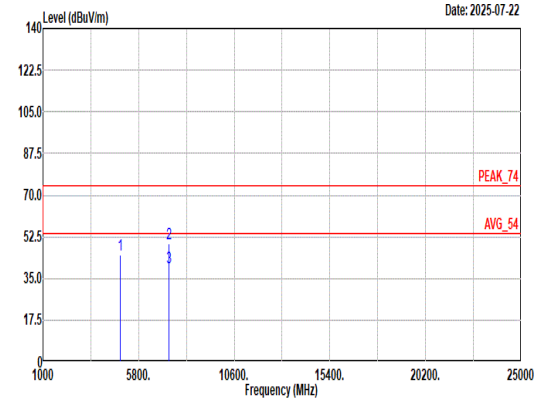 Site : 03CH23-HY Condition: PEAK_74 3m DRH18-E_LE2C05A18EN_250702 HORIZONTAL Freq Level Limit Line Margin Read Level Ant Factor Cable Loss Preamp Factor Aux Factor APos TPos Remark MHz dBuV/m dBuV/m dB dBuV dB/m dB dB dB cm deg 1 4874.00 45.04 74.00 -28.96 33.91 32.60 10.24 33.17 1.46 -- -- Peak 2 7311.00 49.71 74.00 -24.29 33.95 37.24 12.49 35.98 2.01 -- -- Peak 3 7311.00 39.46 54.00 -14.54 23.70 37.24 12.49 35.98 2.01 -- -- Average	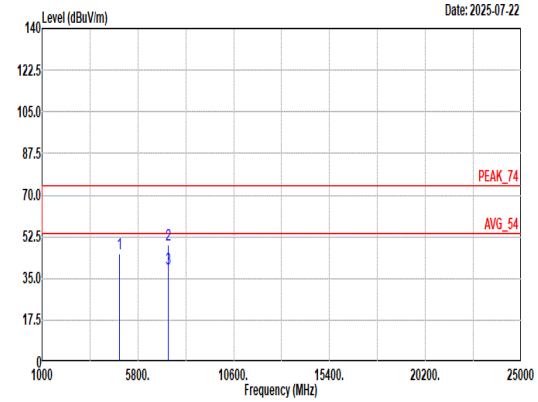 Site : 03CH23-HY Condition: PEAK_74 3m DRH18-E_LE2C05A18EN_250702 VERTICAL Freq Level Limit Line Margin Read Level Ant Factor Cable Loss Preamp Factor Aux Factor APos TPos Remark MHz dBuV/m dBuV/m dB dBuV dB/m dB dB dB cm deg 1 4874.00 45.32 74.00 -28.68 34.19 32.60 10.24 33.17 1.46 -- -- Peak 2 7311.00 49.37 74.00 -24.63 33.61 37.24 12.49 35.98 2.01 -- -- Peak 3 7311.00 39.32 54.00 -14.68 23.56 37.24 12.49 35.98 2.01 -- -- Average

Mode	34	
	Band Edge	
	2400-2483.5_802.11b_CH11_2462MHz	
ANT	2	
Pol.	Horizontal	Fundamental
Peak	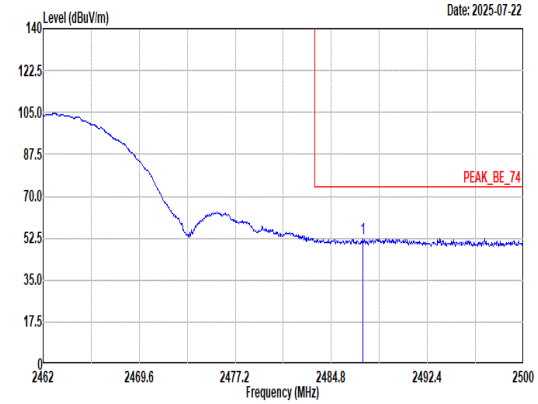 Site : 03CH23-HY Condition: PEAK_BE_74 3m DRH18-E_LE2C05A18EN_250702 HORIZONTAL : RBW:1000.000kHz VBW:3000.000kHz SWT:Auto 1 2487.27 52.52 74.00 -21.48 39.96 26.87 7.34 32.03 10.38 128 0 Peak	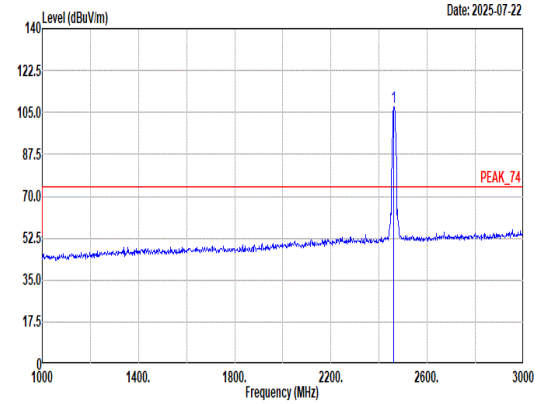 Site : 03CH23-HY Condition: PEAK_74 3m DRH18-E_LE2C05A18EN_250702 HORIZONTAL : RBW:1000.000kHz VBW:3000.000kHz SWT:Auto 1 2462.00 107.31 ------ ------ 94.83 26.80 7.31 32.01 10.38 128 0 Peak
Avg	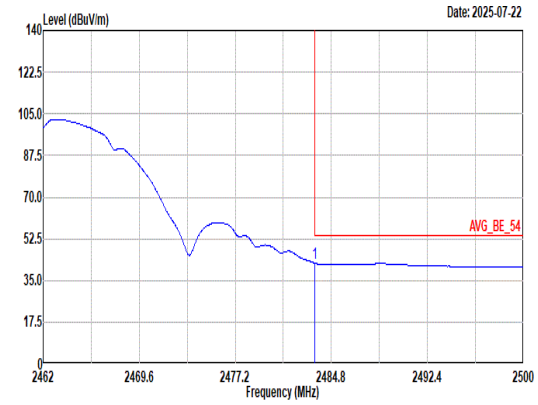 Site : 03CH23-HY Condition: AVG_BE_54 3m DRH18-E_LE2C05A18EN_250702 HORIZONTAL : RBW:1000.000kHz VBW:0.010kHz SWT:Auto 1 2483.51 42.29 54.00 -11.71 29.76 26.84 7.34 32.03 10.38 128 0 Average	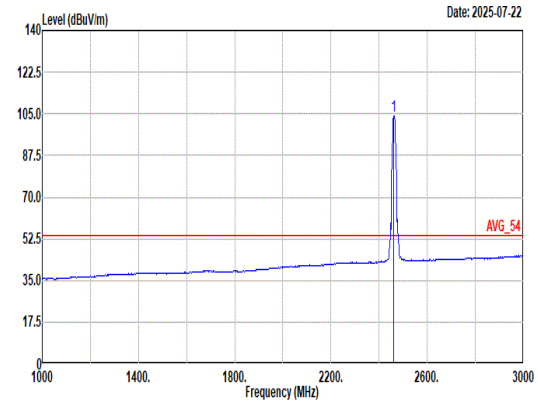 Site : 03CH23-HY Condition: AVG_54 3m DRH18-E_LE2C05A18EN_250702 HORIZONTAL : RBW:1000.000kHz VBW:0.010kHz SWT:Auto 1 2462.00 104.23 ------ ------ 91.76 26.80 7.31 32.02 10.38 128 0 Average

Mode	34	
	Band Edge	
	2400-2483.5_802.11b_CH11_2462MHz	
ANT	2	
Pol.	Vertical	Fundamental
Peak	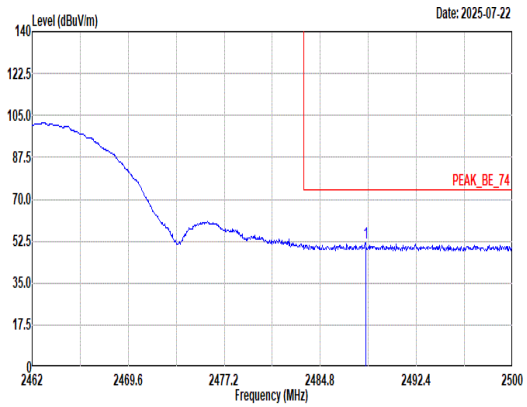 Site : 03CH23-HY Condition: PEAK_BE_74 3m DRH18-E_LE2C05A18EN_250702 VERTICAL : RBW:1000.000kHz VBW:3000.000kHz SWT:Auto Freq Level Limit Line Margin Read Level Ant Factor Cable Loss Preamp Factor Aux Factor APos TPos Remark MHz dBuV/m dBuV/m dB dBuV dB/m dB dB dB cm deg 1 2488.37 51.90 74.00 -22.10 39.33 26.88 7.34 32.03 10.38 294 255 Peak	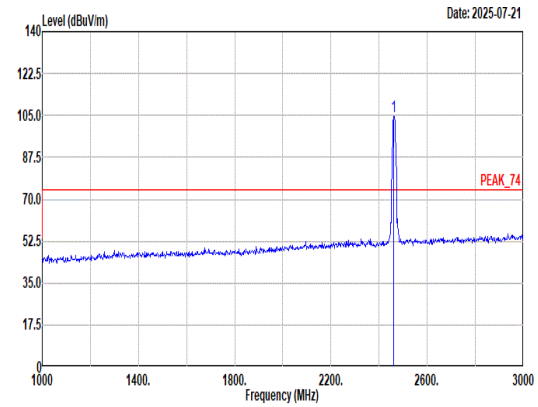 Site : 03CH23-HY Condition: PEAK_74 3m DRH18-E_LE2C05A18EN_250702 VERTICAL : RBW:1000.000kHz VBW:3000.000kHz SWT:Auto Freq Level Limit Line Margin Read Level Ant Factor Cable Loss Preamp Factor Aux Factor APos TPos Remark MHz dBuV/m dBuV/m dB dBuV dB/m dB dB dB cm deg 1 2462.00 104.72 ------ ------ 92.24 26.80 7.31 32.01 10.38 294 255 Peak
Avg	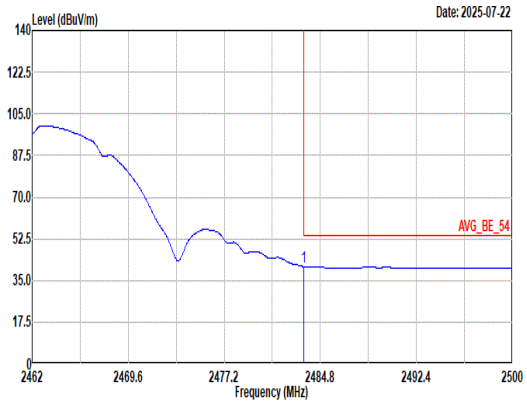 Site : 03CH23-HY Condition: AVG_BE_54 3m DRH18-E_LE2C05A18EN_250702 VERTICAL : RBW:1000.000kHz VBW:0.010kHz SWT:Auto Freq Level Limit Line Margin Read Level Ant Factor Cable Loss Preamp Factor Aux Factor APos TPos Remark MHz dBuV/m dBuV/m dB dBuV dB/m dB dB dB cm deg 1 2483.51 40.79 54.00 -13.21 28.26 26.84 7.34 32.03 10.38 294 255 Average	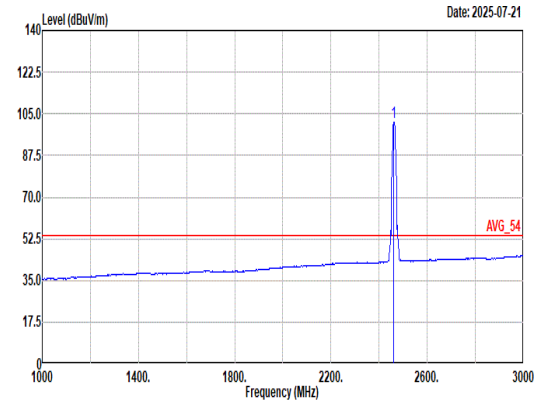 Site : 03CH23-HY Condition: AVG_54 3m DRH18-E_LE2C05A18EN_250702 VERTICAL : RBW:1000.000kHz VBW:0.010kHz SWT:Auto Freq Level Limit Line Margin Read Level Ant Factor Cable Loss Preamp Factor Aux Factor APos TPos Remark MHz dBuV/m dBuV/m dB dBuV dB/m dB dB dB cm deg 1 2462.00 101.45 ------ ------ 88.98 26.80 7.31 32.02 10.38 294 255 Average

Mode	34	
	Harmonic	
	2400-2483.5_802.11b_CH11_2462MHz	
ANT	2	
Pol.	Horizontal	Vertical
Peak Avg	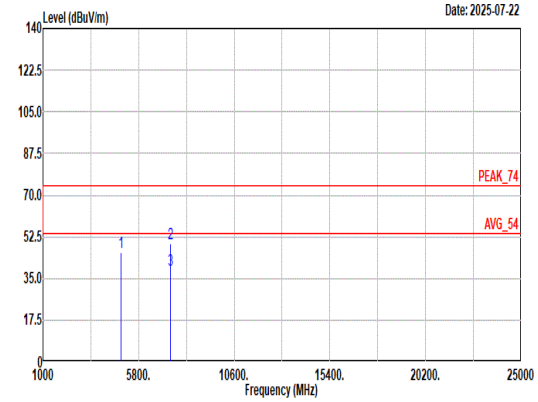 Site : 03CH23-HY Condition: PEAK_74 3m DRH18-E_LE2C05A18EN_250702 HORIZONTAL Freq Level Limit Line Margin Read Level Ant Factor Cable Loss Preamp Factor Aux Factor APos TPos Remark MHz dBuV/m dBuV/m dB dBuV dB/m dB dB dB cm deg 1 4924.00 45.89 74.00 -28.11 34.39 32.80 10.32 33.18 1.56 -- -- Peak 2 7386.00 49.65 74.00 -24.35 33.85 37.33 12.52 36.03 1.98 -- -- Peak 3 7386.00 38.82 54.00 -15.18 23.02 37.33 12.52 36.03 1.98 -- -- Average	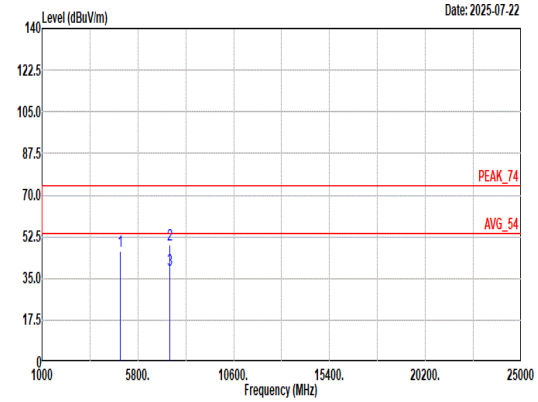 Site : 03CH23-HY Condition: PEAK_74 3m DRH18-E_LE2C05A18EN_250702 VERTICAL Freq Level Limit Line Margin Read Level Ant Factor Cable Loss Preamp Factor Aux Factor APos TPos Remark MHz dBuV/m dBuV/m dB dBuV dB/m dB dB dB cm deg 1 4924.00 46.23 74.00 -27.77 34.73 32.80 10.32 33.18 1.56 -- -- Peak 2 7386.00 48.97 74.00 -25.03 33.17 37.33 12.52 36.03 1.98 -- -- Peak 3 7386.00 38.81 54.00 -15.19 23.01 37.33 12.52 36.03 1.98 -- -- Average

Mode	35	
	Band Edge	
	2400-2483.5_802.11b_CH12_2467MHz	
ANT	2	
Pol.	Horizontal	Fundamental
Peak	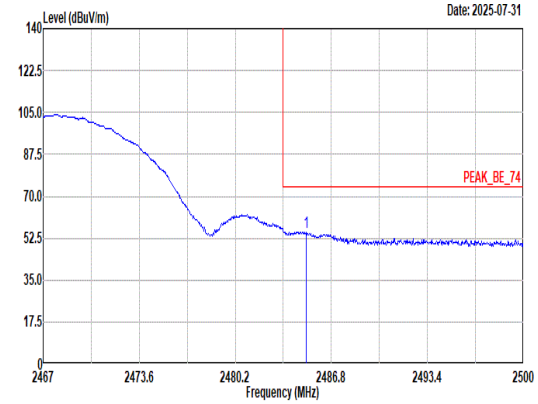 Site : 03CH23-HY Condition: PEAK_BE_74 3m DRH18-E_LE2C05A18EN_250702 HORIZONTAL : RBW:1000.000kHz VBW:3000.000kHz SWT:Auto Freq Level Limit Line Margin Read Level Ant Factor Cable Loss Preamp Factor Aux Factor APos TPos Remark MHz dBuV/m dBuV/m dB dBuV dB/m dB dB dB cm deg 1 2485.05 55.13 74.00 -18.87 42.59 26.85 7.34 32.03 10.38 201 341 Peak	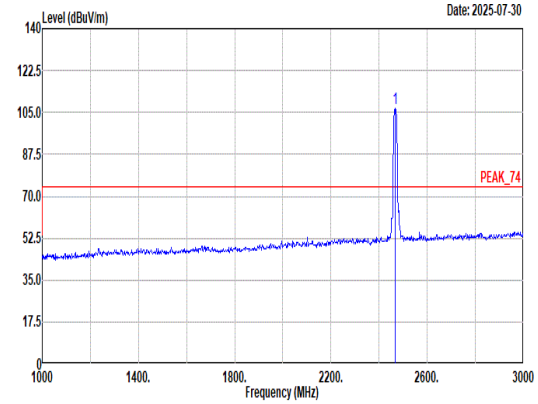 Site : 03CH23-HY Condition: PEAK_74 3m DRH18-E_LE2C05A18EN_250702 HORIZONTAL : RBW:1000.000kHz VBW:3000.000kHz SWT:Auto Freq Level Limit Line Margin Read Level Ant Factor Cable Loss Preamp Factor Aux Factor APos TPos Remark MHz dBuV/m dBuV/m dB dBuV dB/m dB dB dB cm deg 1 2467.00 106.81 ------ ------ 94.33 26.80 7.32 32.02 10.38 201 341 Peak
Avg	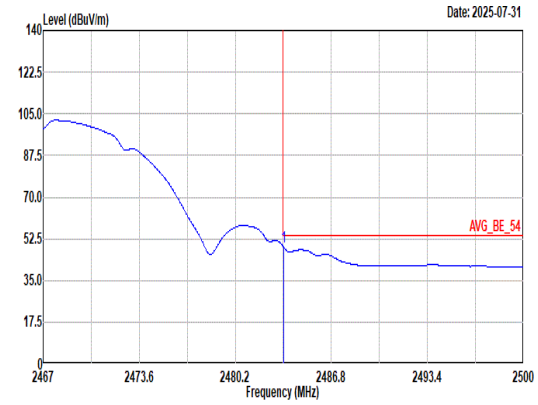 Site : 03CH23-HY Condition: AVG_BE_54 3m DRH18-E_LE2C05A18EN_250702 HORIZONTAL : RBW:1000.000kHz VBW:0.010kHz SWT:Auto Freq Level Limit Line Margin Read Level Ant Factor Cable Loss Preamp Factor Aux Factor APos TPos Remark MHz dBuV/m dBuV/m dB dBuV dB/m dB dB dB cm deg 1 2483.53 49.08 54.00 -4.92 36.55 26.84 7.34 32.03 10.38 201 341 Average	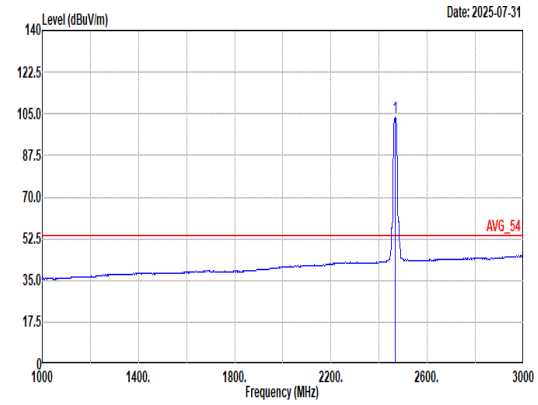 Site : 03CH23-HY Condition: AVG_54 3m DRH18-E_LE2C05A18EN_250702 HORIZONTAL : RBW:1000.000kHz VBW:0.010kHz SWT:Auto Freq Level Limit Line Margin Read Level Ant Factor Cable Loss Preamp Factor Aux Factor APos TPos Remark MHz dBuV/m dBuV/m dB dBuV dB/m dB dB dB cm deg 1 2467.00 103.74 ------ ------ 91.26 26.80 7.32 32.02 10.38 201 341 Average

Mode	35	
	Band Edge	
	2400-2483.5_802.11b_CH12_2467MHz	
ANT	2	
Pol.	Vertical	Fundamental
Peak	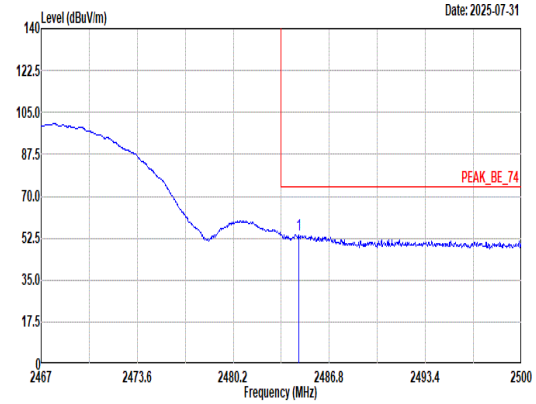 Site : 03CH23-HY Condition: PEAK_BE_74 3m DRH18-E_LE2C05A18EN_250702 VERTICAL : RBW:1000.000kHz VBW:3000.000kHz SWT:Auto Freq Level Limit Line Margin Read Level Ant Factor Cable Loss Preamp Factor Aux Factor APos TPos Remark MHz dBuV/m dBuV/m dB dBuV dB/m dB dB dB cm deg 1 2484.69 54.09 74.00 -19.91 41.55 26.85 7.34 32.03 10.38 391 179 Peak	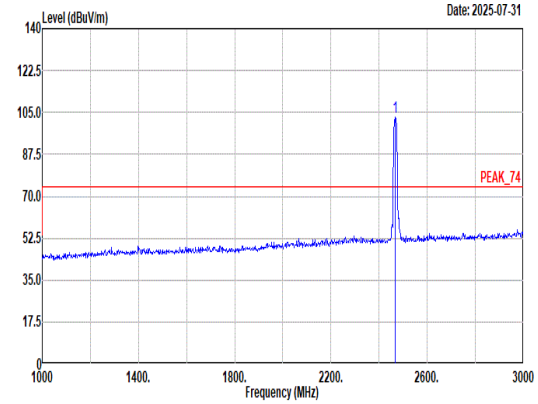 Site : 03CH23-HY Condition: PEAK_74 3m DRH18-E_LE2C05A18EN_250702 VERTICAL : RBW:1000.000kHz VBW:3000.000kHz SWT:Auto Freq Level Limit Line Margin Read Level Ant Factor Cable Loss Preamp Factor Aux Factor APos TPos Remark MHz dBuV/m dBuV/m dB dBuV dB/m dB dB dB cm deg 1 2467.00 102.80 ------ ------ 90.32 26.80 7.32 32.02 10.38 391 179 Peak
Avg	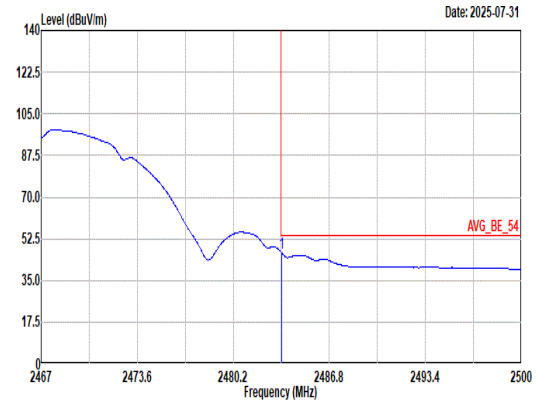 Site : 03CH23-HY Condition: AVG_BE_54 3m DRH18-E_LE2C05A18EN_250702 VERTICAL : RBW:1000.000kHz VBW:0.010kHz SWT:Auto Freq Level Limit Line Margin Read Level Ant Factor Cable Loss Preamp Factor Aux Factor APos TPos Remark MHz dBuV/m dBuV/m dB dBuV dB/m dB dB dB cm deg 1 2483.53 46.55 54.00 -7.45 34.02 26.84 7.34 32.03 10.38 391 179 Average	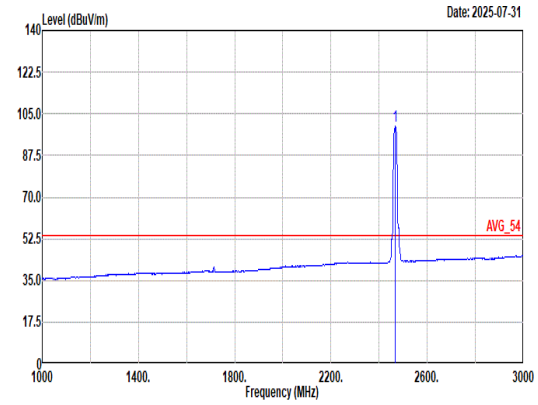 Site : 03CH23-HY Condition: AVG_54 3m DRH18-E_LE2C05A18EN_250702 VERTICAL : RBW:1000.000kHz VBW:0.010kHz SWT:Auto Freq Level Limit Line Margin Read Level Ant Factor Cable Loss Preamp Factor Aux Factor APos TPos Remark MHz dBuV/m dBuV/m dB dBuV dB/m dB dB dB cm deg 1 2467.00 99.77 ------ ------ 87.29 26.80 7.32 32.02 10.38 391 179 Average

Mode	35	
	Harmonic	
	2400-2483.5_802.11b_CH12_2467MHz	
ANT	2	
Pol.	Horizontal	Vertical
Peak Avg	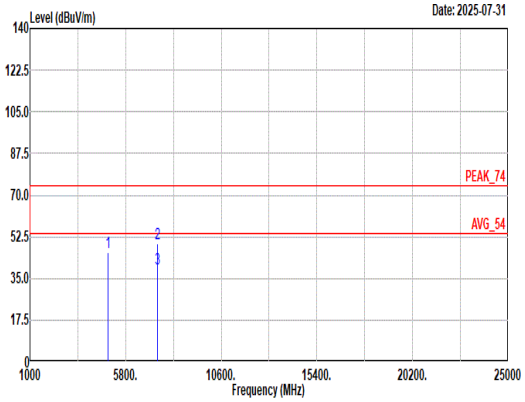 Site : 03CH23-HY Condition: PEAK_74 3m DRH18-E_LE2C05A18EN_250702 HORIZONTAL Freq Level Limit Line Margin Read Level Ant Factor Cable Loss Preamp Factor Aux Factor APos TPos Remark MHz dBuV/m dBuV/m dB dBuV dB/m dB dB dB cm deg 1 4934.00 45.85 74.00 -28.15 34.28 32.84 10.34 33.18 1.57 -- -- Peak 2 7401.00 49.49 74.00 -24.51 33.72 37.30 12.53 36.04 1.98 -- -- Peak 3 7401.00 39.36 54.00 -14.64 23.59 37.30 12.53 36.04 1.98 -- -- Average	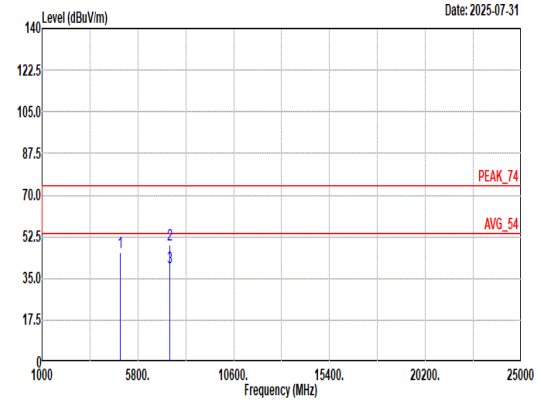 Site : 03CH23-HY Condition: PEAK_74 3m DRH18-E_LE2C05A18EN_250702 VERTICAL Freq Level Limit Line Margin Read Level Ant Factor Cable Loss Preamp Factor Aux Factor APos TPos Remark MHz dBuV/m dBuV/m dB dBuV dB/m dB dB dB cm deg 1 4934.00 46.18 74.00 -27.82 34.61 32.84 10.34 33.18 1.57 -- -- Peak 2 7401.00 49.36 74.00 -24.64 33.59 37.30 12.53 36.04 1.98 -- -- Peak 3 7401.00 39.39 54.00 -14.61 23.62 37.30 12.53 36.04 1.98 -- -- Average

Mode	36	
	Band Edge	
	2400-2483.5_802.11b_CH13_2472MHz	
ANT	2	
Pol.	Horizontal	Fundamental
Peak	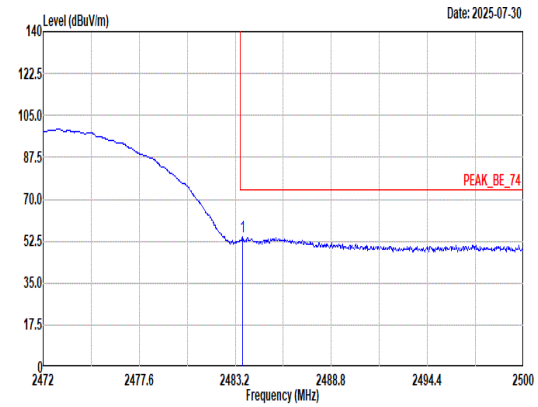 Site : 03CH23-HY Condition: PEAK_BE_74 3m DRH18-E_LE2C05A18EN_250702 HORIZONTAL : RBW:1000.000kHz VBW:3000.000kHz SWT:Auto Freq Level Limit Line Margin Read Level Ant Factor Cable Loss Preamp Factor Aux Factor APos TPos Remark MHz dBuV/m dBuV/m dB dBuV dB/m dB dB dB cm deg 1 2483.62 54.15 74.00 -19.85 41.62 26.84 7.34 32.03 10.38 200 341 Peak	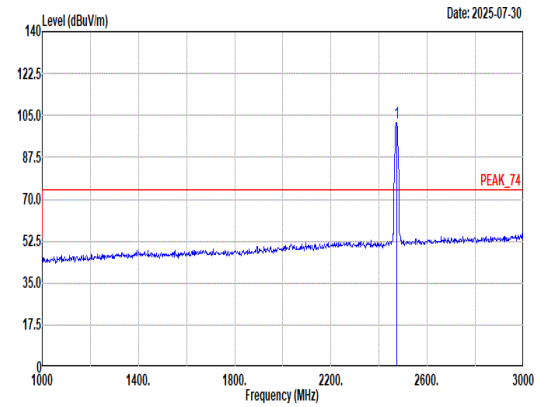 Site : 03CH23-HY Condition: PEAK_74 3m DRH18-E_LE2C05A18EN_250702 HORIZONTAL : RBW:1000.000kHz VBW:3000.000kHz SWT:Auto Freq Level Limit Line Margin Read Level Ant Factor Cable Loss Preamp Factor Aux Factor APos TPos Remark MHz dBuV/m dBuV/m dB dBuV dB/m dB dB dB cm deg 1 2472.00 102.00 ------ ------ 89.52 26.80 7.32 32.02 10.38 200 341 Peak
Avg	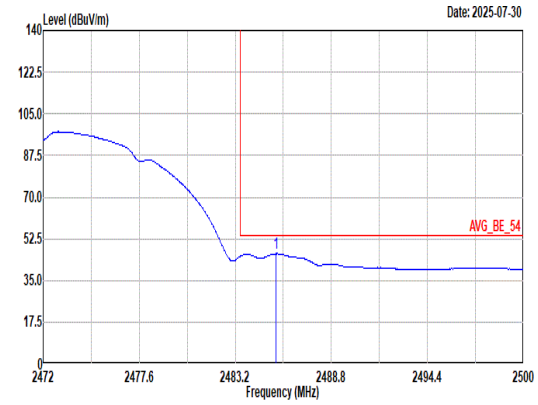 Site : 03CH23-HY Condition: AVG_BE_54 3m DRH18-E_LE2C05A18EN_250702 HORIZONTAL : RBW:1000.000kHz VBW:0.010kHz SWT:Auto Freq Level Limit Line Margin Read Level Ant Factor Cable Loss Preamp Factor Aux Factor APos TPos Remark MHz dBuV/m dBuV/m dB dBuV dB/m dB dB dB cm deg 1 2485.58 46.24 54.00 -7.76 33.69 26.86 7.34 32.03 10.38 200 341 Average	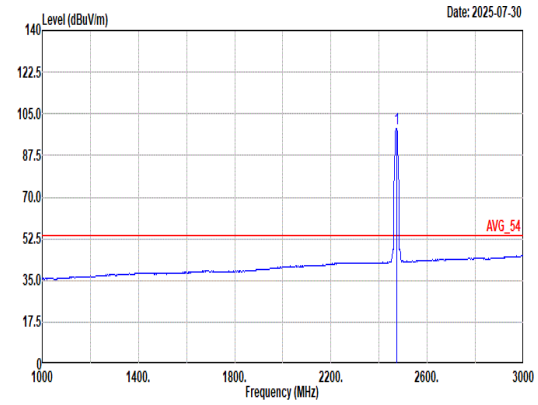 Site : 03CH23-HY Condition: AVG_54 3m DRH18-E_LE2C05A18EN_250702 HORIZONTAL : RBW:1000.000kHz VBW:0.010kHz SWT:Auto Freq Level Limit Line Margin Read Level Ant Factor Cable Loss Preamp Factor Aux Factor APos TPos Remark MHz dBuV/m dBuV/m dB dBuV dB/m dB dB dB cm deg 1 2472.00 98.90 ------ ------ 86.41 26.80 7.33 32.02 10.38 200 341 Average