Mode	12	
	Band Edge - L	
	U-NII-2A_5.25-5.35_802.11ax HE20_CH60_Full RU_5300MHz	
ANT	1	
Pol.	Vertical	Fundamental
Peak	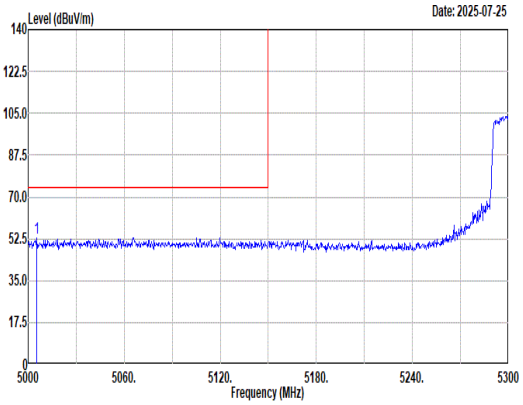 Site : 03CH23-HY Condition: PEAK_BE_74 3m DRH18-E_LE2C05A18EN_250702 VERTICAL : RBW:1000.000kHz VBW:3000.000kHz SWT:Auto Freq Level Limit Line Margin Read Level Ant Factor Cable Loss Preamp Factor Aux Factor APos TPos Remark MHz dBuV/m dBuV/m dB dBuV dB/m dB dB dB cm deg 1 5005.40 52.87 74.00 -21.13 38.98 32.99 10.45 33.20 3.65 100 94 Peak	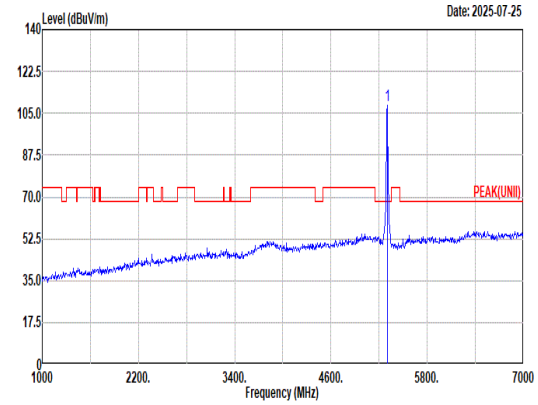 Site : 03CH23-HY Condition: PEAK(UNII) 3m DRH18-E_LE2C05A18EN_250702 VERTICAL : RBW:1000.000kHz VBW:3000.000kHz SWT:Auto Freq Level Limit Line Margin Read Level Ant Factor Cable Loss Preamp Factor Aux Factor APos TPos Remark MHz dBuV/m dBuV/m dB dBuV dB/m dB dB dB cm deg 1 5300.00 108.13 ------ ------ 95.00 32.60 10.71 33.94 3.76 100 94 Peak
Avg	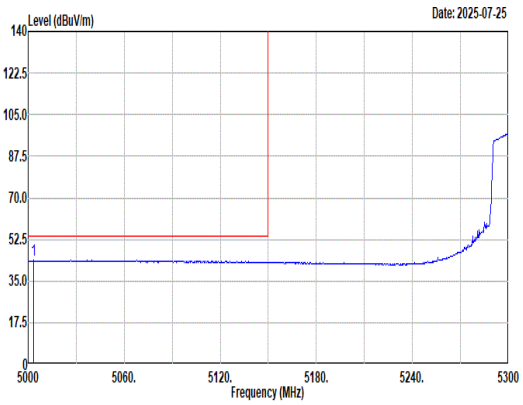 Site : 03CH23-HY Condition: AVG_BE_54 3m DRH18-E_LE2C05A18EN_250702 VERTICAL : RBW:1000.000kHz VBW:1.000kHz SWT:Auto Freq Level Limit Line Margin Read Level Ant Factor Cable Loss Preamp Factor Aux Factor APos TPos Remark MHz dBuV/m dBuV/m dB dBuV dB/m dB dB dB cm deg 1 5003.60 43.78 54.00 -10.22 29.89 32.99 10.45 33.20 3.65 100 94 Average	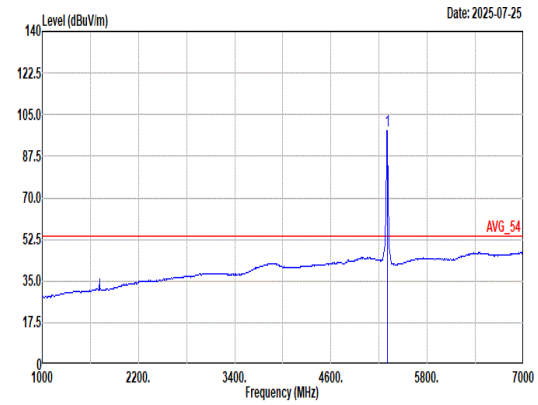 Site : 03CH23-HY Condition: AVG_54 3m DRH18-E_LE2C05A18EN_250702 VERTICAL : RBW:1000.000kHz VBW:1.000kHz SWT:Auto Freq Level Limit Line Margin Read Level Ant Factor Cable Loss Preamp Factor Aux Factor APos TPos Remark MHz dBuV/m dBuV/m dB dBuV dB/m dB dB dB cm deg 1 5300.00 98.32 ------ ------ 85.19 32.60 10.71 33.94 3.76 100 94 Average

Mode	12	
	Band Edge - R	
	U-NII-2A_5.25-5.35_802.11ax HE20_CH60_Full RU_5300MHz	
ANT	1	
Pol.	Vertical	Fundamental
Peak	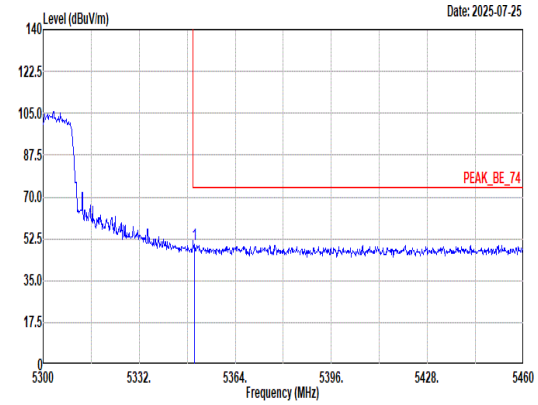 Site : 03CH23-HY Condition: PEAK_BE_74 3m DRH18-E_LE2C05A18EN_250702 VERTICAL : RBW:1000.000kHz VBW:3000.000kHz SWT:Auto Limit Read Ant Cable Preamp Aux APos TPos Freq Level Line Margin Level Factor Loss Factor Factor Remark MHz dBuV/m dBuV/m dB dBuV dB/m dB dB dB cm deg 1 5350.40 50.18 74.00 -23.82 37.22 32.50 10.76 34.07 3.77 100 94 Peak	Blank
Avg	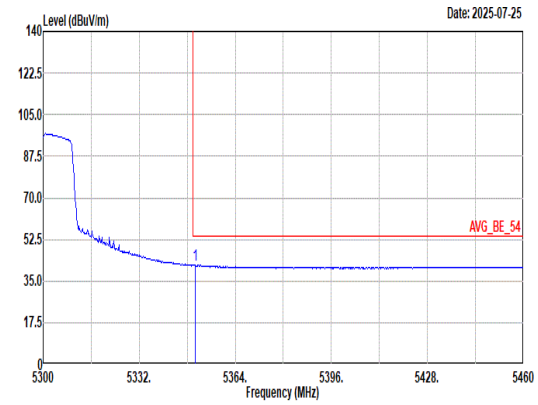 Site : 03CH23-HY Condition: AVG_BE_54 3m DRH18-E_LE2C05A18EN_250702 VERTICAL : RBW:1000.000kHz VBW:1.000kHz SWT:Auto Limit Read Ant Cable Preamp Aux APos TPos Freq Level Line Margin Level Factor Loss Factor Factor Remark MHz dBuV/m dBuV/m dB dBuV dB/m dB dB dB cm deg 1 5350.56 41.67 54.00 -12.33 28.71 32.50 10.76 34.07 3.77 100 94 Average	Blank

Mode	12	
	Harmonic	
	U-NII-2A_5.25-5.35_802.11ax HE20_CH60_Full RU_5300MHz	
ANT	1	
Pol.	Horizontal	Vertical
Peak Avg	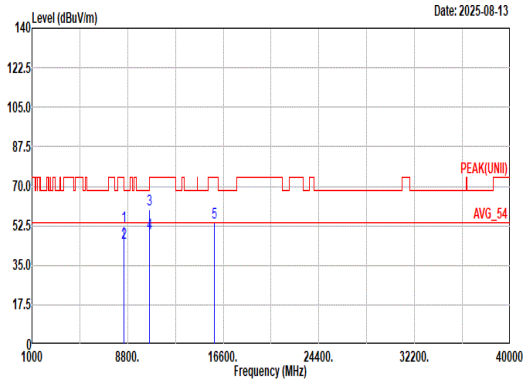 Site : 03CH23-HY Condition: PEAK(UNII) 3m DRH18-E_LE2C05A18EN_250702 HORIZONTAL Freq Level Limit Line Margin Read Level Ant Factor Cable Loss Preamp Factor Aux Factor APos TPos Remark MHz dBuV/m dBuV/m dB dBuV dB/m dB dB dB cm deg 1 8480.00 52.52 74.00 -21.48 36.45 37.36 13.57 36.88 2.02 204 326 Peak 2 8480.00 44.87 54.00 -9.13 28.80 37.36 13.57 36.88 2.02 204 326 Average 3 10600.00 59.45 74.00 -14.55 43.75 37.80 15.07 39.33 2.16 186 301 Peak 4 10600.00 49.15 54.00 -4.85 33.45 37.80 15.07 39.33 2.16 186 301 Average 5 15900.00 54.00 74.00 -20.00 37.29 41.20 18.54 45.53 2.50 -- -- Peak	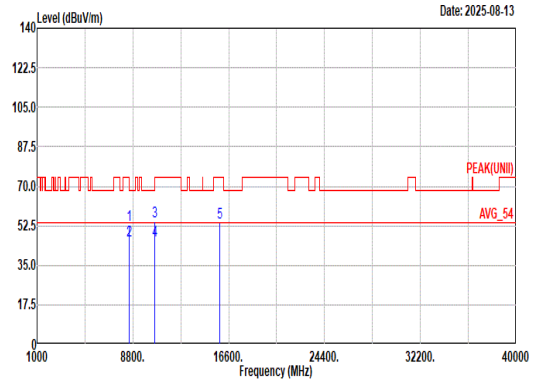 Site : 03CH23-HY Condition: PEAK(UNII) 3m DRH18-E_LE2C05A18EN_250702 VERTICAL Freq Level Limit Line Margin Read Level Ant Factor Cable Loss Preamp Factor Aux Factor APos TPos Remark MHz dBuV/m dBuV/m dB dBuV dB/m dB dB dB cm deg 1 8480.00 53.05 74.00 -20.95 36.98 37.36 13.57 36.88 2.02 312 336 Peak 2 8480.00 45.83 54.00 -8.17 29.76 37.36 13.57 36.88 2.02 312 336 Average 3 10600.00 54.56 74.00 -19.44 38.86 37.80 15.07 39.33 2.16 333 274 Peak 4 10600.00 46.06 54.00 -7.94 30.36 37.80 15.07 39.33 2.16 333 274 Average 5 15900.00 53.88 74.00 -20.12 37.17 41.20 18.54 45.53 2.50 -- -- Peak

Mode	13	
	Band Edge	
	U-NII-2A_5.25-5.35_802.11ax HE20_CH64_Full RU_5320MHz	
ANT	1	
Pol.	Horizontal	Fundamental
Peak	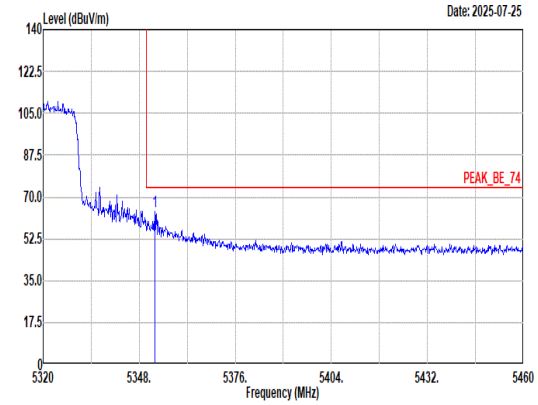 Site : 03CH23-HY Condition: PEAK_BE_74 3m DRH18-E_LE2C05A18EN_250702 HORIZONTAL : RBW:1000.000kHz VBW:3000.000kHz SWT:Auto Freq Level Limit Line Margin Read Level Ant Factor Cable Loss Preamp Factor Aux Factor APos TPos Remark MHz dBuV/m dBuV/m dB dBuV dB/m dB dB dB cm deg 1 5352.48 63.86 74.00 -10.14 50.90 32.50 10.76 34.07 3.77 100 243 Peak	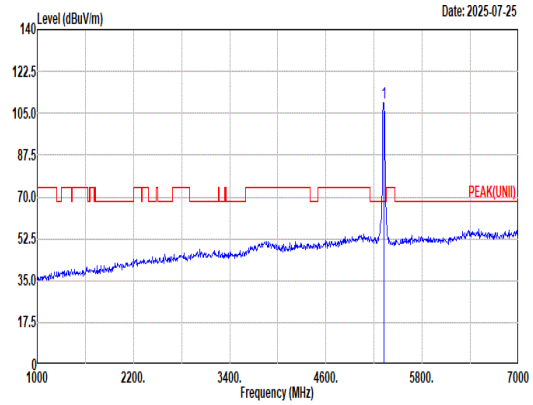 Site : 03CH23-HY Condition: PEAK(UNII) 3m DRH18-E_LE2C05A18EN_250702 HORIZONTAL : RBW:1000.000kHz VBW:3000.000kHz SWT:Auto Freq Level Limit Line Margin Read Level Ant Factor Cable Loss Preamp Factor Aux Factor APos TPos Remark MHz dBuV/m dBuV/m dB dBuV dB/m dB dB dB cm deg 1 5320.00 109.57 ------ ------ 96.49 32.57 10.72 33.97 3.76 100 243 Peak
Avg	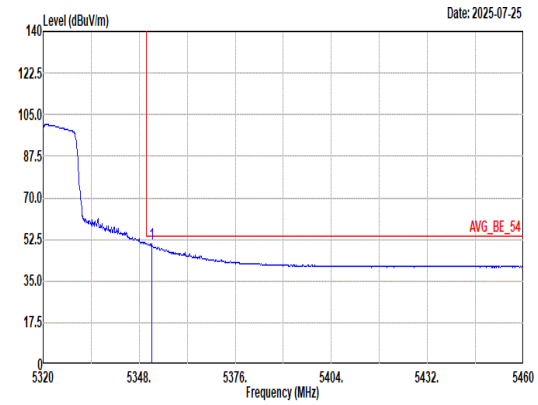 Site : 03CH23-HY Condition: AVG_BE_54 3m DRH18-E_LE2C05A18EN_250702 HORIZONTAL : RBW:1000.000kHz VBW:1.000kHz SWT:Auto Freq Level Limit Line Margin Read Level Ant Factor Cable Loss Preamp Factor Aux Factor APos TPos Remark MHz dBuV/m dBuV/m dB dBuV dB/m dB dB dB cm deg 1 5351.64 50.69 54.00 -3.31 37.73 32.50 10.76 34.07 3.77 100 243 Average	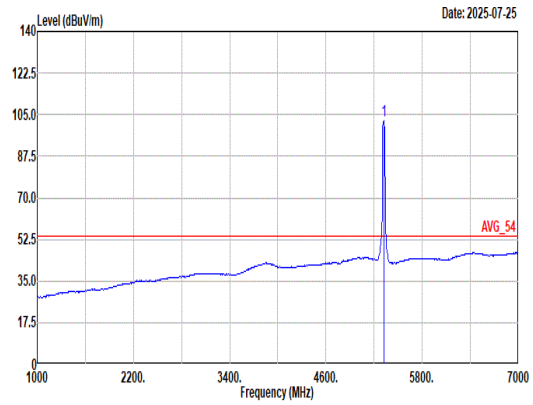 Site : 03CH23-HY Condition: AVG_54 3m DRH18-E_LE2C05A18EN_250702 HORIZONTAL : RBW:1000.000kHz VBW:1.000kHz SWT:Auto Freq Level Limit Line Margin Read Level Ant Factor Cable Loss Preamp Factor Aux Factor APos TPos Remark MHz dBuV/m dBuV/m dB dBuV dB/m dB dB dB cm deg 1 5320.00 102.26 ------ ------ 89.20 32.56 10.73 33.99 3.76 100 243 Average

Mode	13	
	Band Edge	
	U-NII-2A_5.25-5.35_802.11ax HE20_CH64_Full RU_5320MHz	
ANT	1	
Pol.	Vertical	Fundamental
Peak	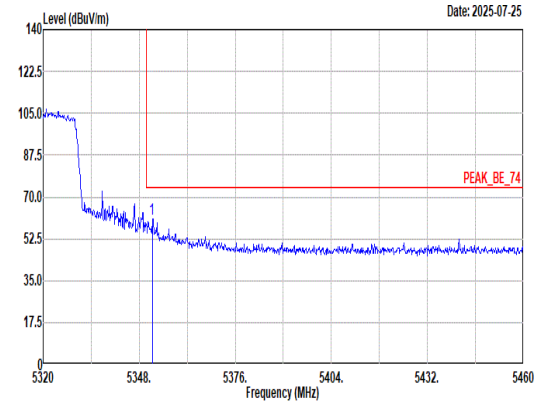 Site : 03CH23-HY Condition: PEAK_BE_74 3m DRH18-E_LE2C05A18EN_250702 VERTICAL : RBW:1000.000kHz VBW:3000.000kHz SWT:Auto 1 5351.78 60.93 74.00 -13.07 47.97 32.50 10.76 34.07 3.77 200 269 Peak	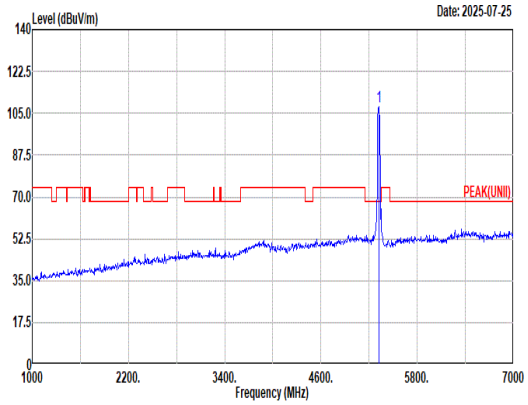 Site : 03CH23-HY Condition: PEAK(UNII) 3m DRH18-E_LE2C05A18EN_250702 VERTICAL : RBW:1000.000kHz VBW:3000.000kHz SWT:Auto 1 5320.00 107.94 ------ ------ 94.88 32.56 10.73 33.99 3.76 200 269 Peak
Avg	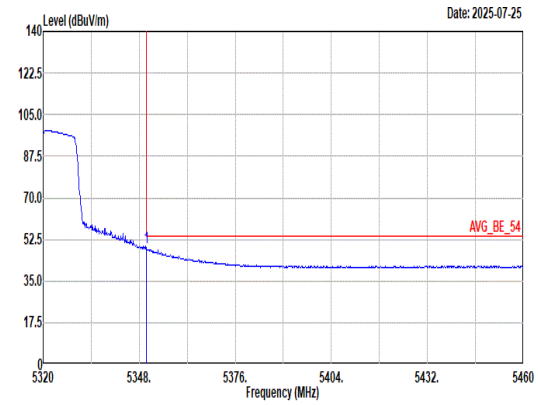 Site : 03CH23-HY Condition: AVG_BE_54 3m DRH18-E_LE2C05A18EN_250702 VERTICAL : RBW:1000.000kHz VBW:1.000kHz SWT:Auto 1 5350.10 48.89 54.00 -5.11 35.93 32.50 10.76 34.07 3.77 200 269 Average	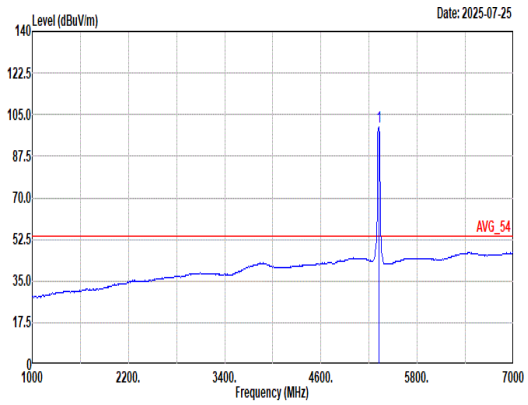 Site : 03CH23-HY Condition: AVG_54 3m DRH18-E_LE2C05A18EN_250702 VERTICAL : RBW:1000.000kHz VBW:1.000kHz SWT:Auto 1 5320.00 99.86 ------ ------ 86.80 32.56 10.73 33.99 3.76 200 269 Average

Mode	13	
	Harmonic	
	U-NII-2A_5.25-5.35_802.11ax HE20_CH64_Full RU_5320MHz	
ANT	1	
Pol.	Horizontal	Vertical
Peak Avg	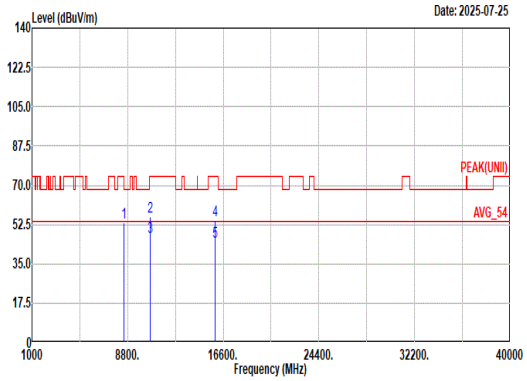 Site : 03CH23-HY Condition: PEAK(UNII) 3m DRH18-E_LE2C05A18EN_250702 HORIZONTAL 1 8518.00 53.55 68.20 -14.65 37.24 37.40 13.58 36.91 2.24 100 5 Peak 2 10640.00 56.26 74.00 -17.74 40.50 37.80 15.10 39.38 2.24 100 232 Peak 3 10640.00 46.91 54.00 -7.09 31.15 37.80 15.10 39.38 2.24 100 232 Average 4 15960.00 54.19 74.00 -19.81 37.68 40.98 18.58 45.59 2.54 -- -- Peak 5 15960.00 44.85 54.00 -9.15 28.34 40.98 18.58 45.59 2.54 -- -- Average	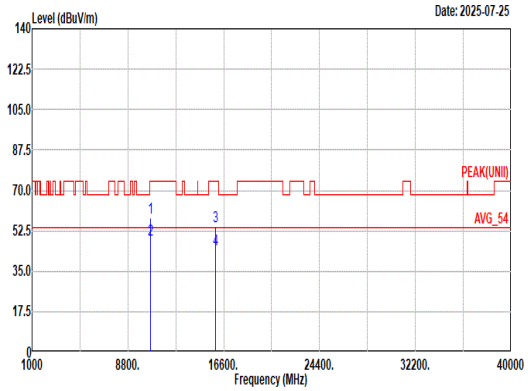 Site : 03CH23-HY Condition: PEAK(UNII) 3m DRH18-E_LE2C05A18EN_250702 VERTICAL 1 10640.00 58.13 74.00 -15.87 42.37 37.80 15.10 39.38 2.24 399 270 Peak 2 10640.00 48.78 54.00 -5.22 33.02 37.80 15.10 39.38 2.24 399 270 Average 3 15960.00 54.50 74.00 -19.50 37.99 40.98 18.58 45.59 2.54 -- -- Peak 4 15960.00 44.60 54.00 -9.40 28.09 40.98 18.58 45.59 2.54 -- -- Average

Mode	14	
	Band Edge	
	U-NII-2A_5.25-5.35_802.11ax HE20_CH64_Partial RU106/54_5320MHz	
ANT	1	
Pol.	Horizontal	Fundamental
Peak	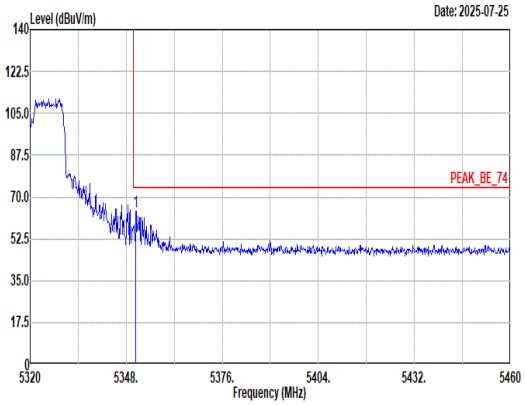 Site : 03CH23-HY Condition: PEAK_BE_74 3m DRH18-E_LE2C05A18EN_250702 HORIZONTAL : RBW:1000.000kHz VBW:3000.000kHz SWT:Auto Freq Level Limit Line Margin Read Level Ant Factor Cable Loss Preamp Factor Aux Factor APos TPos Remark MHz dBuV/m dBuV/m dB dBuV dB/m dB dB dB cm deg 1 5350.80 64.10 74.00 -9.90 51.14 32.50 10.76 34.07 3.77 277 201 Peak	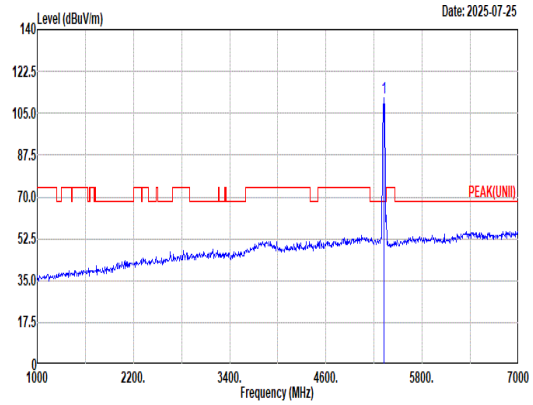 Site : 03CH23-HY Condition: PEAK(UNII) 3m DRH18-E_LE2C05A18EN_250702 HORIZONTAL : RBW:1000.000kHz VBW:3000.000kHz SWT:Auto Freq Level Limit Line Margin Read Level Ant Factor Cable Loss Preamp Factor Aux Factor APos TPos Remark MHz dBuV/m dBuV/m dB dBuV dB/m dB dB dB cm deg 1 5320.00 111.25 ------ ------ 98.19 32.56 10.73 33.99 3.76 277 201 Peak
Avg	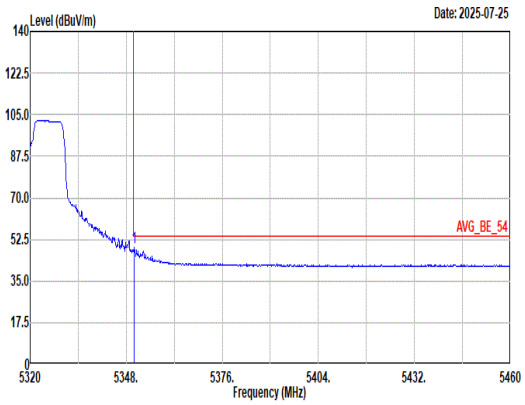 Site : 03CH23-HY Condition: AVG_BE_54 3m DRH18-E_LE2C05A18EN_250702 HORIZONTAL : RBW:1000.000kHz VBW:2.400kHz SWT:Auto Freq Level Limit Line Margin Read Level Ant Factor Cable Loss Preamp Factor Aux Factor APos TPos Remark MHz dBuV/m dBuV/m dB dBuV dB/m dB dB dB cm deg 1 5350.24 48.93 54.00 -5.07 35.97 32.50 10.76 34.07 3.77 277 201 Average	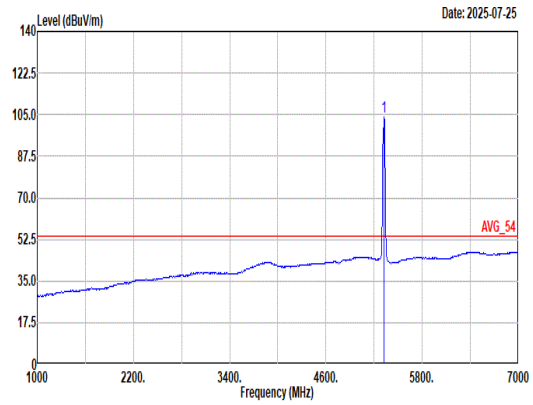 Site : 03CH23-HY Condition: AVG_54 3m DRH18-E_LE2C05A18EN_250702 HORIZONTAL : RBW:1000.000kHz VBW:2.400kHz SWT:Auto Freq Level Limit Line Margin Read Level Ant Factor Cable Loss Preamp Factor Aux Factor APos TPos Remark MHz dBuV/m dBuV/m dB dBuV dB/m dB dB dB cm deg 1 5320.00 103.95 ------ ------ 90.92 32.55 10.73 34.01 3.76 277 201 Average

Mode	14	
	Band Edge	
	U-NII-2A_5.25-5.35_802.11ax HE20_CH64_Partial RU106/54_5320MHz	
ANT	1	
Pol.	Vertical	Fundamental
Peak	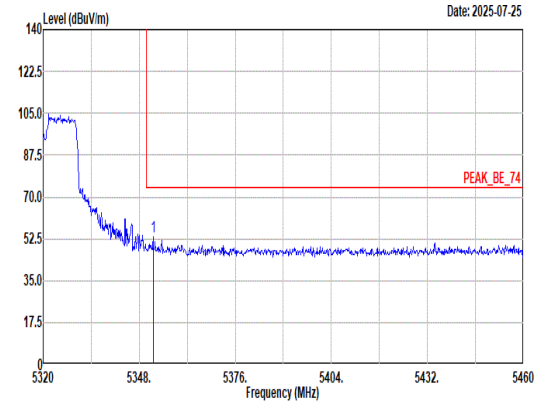 Site : 03CH23-HY Condition: PEAK_BE_74 3m DRH18-E_LE2C05A18EN_250702 VERTICAL : RBW:1000.000kHz VBW:3000.000kHz SWT:Auto Freq Level Limit Line Margin Read Level Ant Factor Cable Loss Preamp Factor Aux Factor APos TPos Remark MHz dBuV/m dBuV/m dB dBuV dB/m dB dB dB cm deg 1 5352.06 53.41 74.00 -20.59 40.45 32.50 10.76 34.07 3.77 206 274 Peak	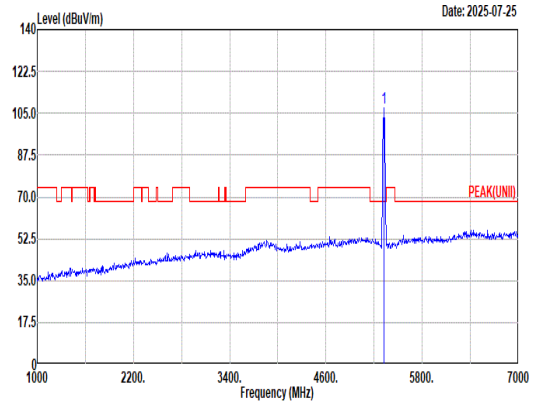 Site : 03CH23-HY Condition: PEAK(UNII) 3m DRH18-E_LE2C05A18EN_250702 VERTICAL : RBW:1000.000kHz VBW:3000.000kHz SWT:Auto Freq Level Limit Line Margin Read Level Ant Factor Cable Loss Preamp Factor Aux Factor APos TPos Remark MHz dBuV/m dBuV/m dB dBuV dB/m dB dB dB cm deg 1 5320.00 107.27 ------ ------ 94.21 32.56 10.73 33.99 3.76 206 274 Peak
Avg	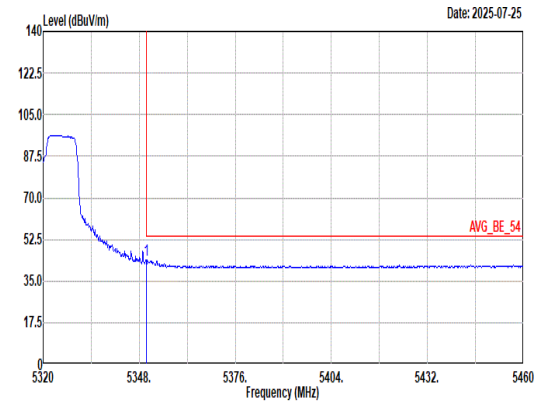 Site : 03CH23-HY Condition: AVG_BE_54 3m DRH18-E_LE2C05A18EN_250702 VERTICAL : RBW:1000.000kHz VBW:2.400kHz SWT:Auto Freq Level Limit Line Margin Read Level Ant Factor Cable Loss Preamp Factor Aux Factor APos TPos Remark MHz dBuV/m dBuV/m dB dBuV dB/m dB dB dB cm deg 1 5350.10 43.69 54.00 -10.31 30.73 32.50 10.76 34.07 3.77 206 274 Average	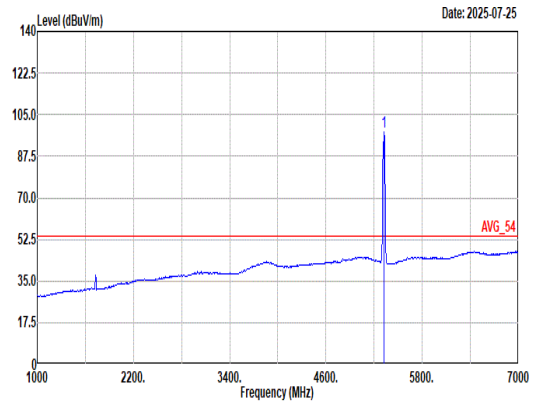 Site : 03CH23-HY Condition: AVG_54 3m DRH18-E_LE2C05A18EN_250702 VERTICAL : RBW:1000.000kHz VBW:2.400kHz SWT:Auto Freq Level Limit Line Margin Read Level Ant Factor Cable Loss Preamp Factor Aux Factor APos TPos Remark MHz dBuV/m dBuV/m dB dBuV dB/m dB dB dB cm deg 1 5320.00 97.59 ------ ------ 84.56 32.55 10.73 34.01 3.76 206 274 Average

Mode	15	
	Band Edge	
	U-NII-2C_5.47-5.725_802.11a_CH100_5500MHz	
ANT	1	
Pol.	Horizontal	Fundamental
Peak	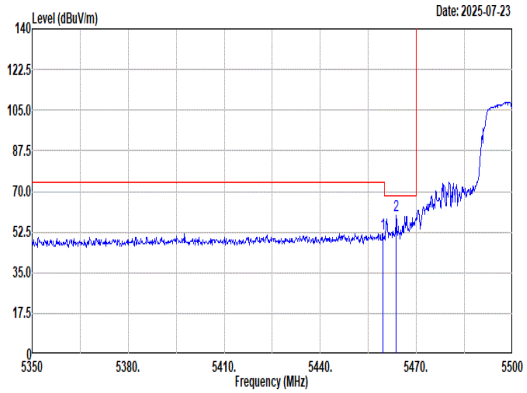 Site : 03CH23-HY Condition: PEAK_BE(UNII)_B3 3m DRH18-E_LE2C05A18EN_250702 HORIZONTAL : RBW:1000.000kHz VBW:3000.000kHz SWT:Auto Freq Level Limit Line Margin Read Level Ant Factor Cable Loss Preamp Factor Aux Factor APos TPos Remark MHz dBuV/m dBuV/m dB dBuV dB/m dB dB dB cm deg 1 5459.50 52.03 74.00 -21.97 38.92 32.72 10.91 34.34 3.82 100 109 Peak 2 5463.70 59.49 68.20 -8.71 46.37 32.73 10.92 34.35 3.82 100 109 Peak	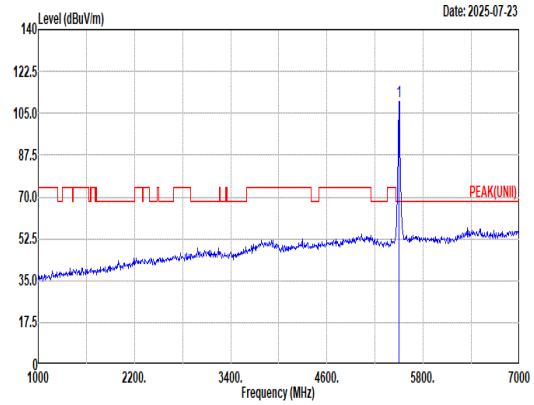 Site : 03CH23-HY Condition: PEAK(UNII) 3m DRH18-E_LE2C05A18EN_250702 HORIZONTAL : RBW:1000.000kHz VBW:3000.000kHz SWT:Auto Freq Level Limit Line Margin Read Level Ant Factor Cable Loss Preamp Factor Aux Factor APos TPos Remark MHz dBuV/m dBuV/m dB dBuV dB/m dB dB dB cm deg 1 5500.00 110.08 ------ ------ 96.90 32.80 10.98 34.44 3.84 100 109 Peak
Avg	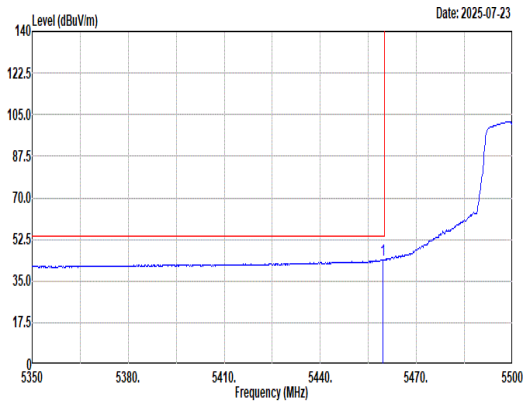 Site : 03CH23-HY Condition: AVG_BE(UNII)_B3 3m DRH18-E_LE2C05A18EN_250702 HORIZONTAL : RBW:1000.000kHz VBW:0.750kHz SWT:Auto Freq Level Limit Line Margin Read Level Ant Factor Cable Loss Preamp Factor Aux Factor APos TPos Remark MHz dBuV/m dBuV/m dB dBuV dB/m dB dB dB cm deg 1 5459.65 44.04 54.00 -9.96 30.93 32.72 10.91 34.34 3.82 100 109 Average	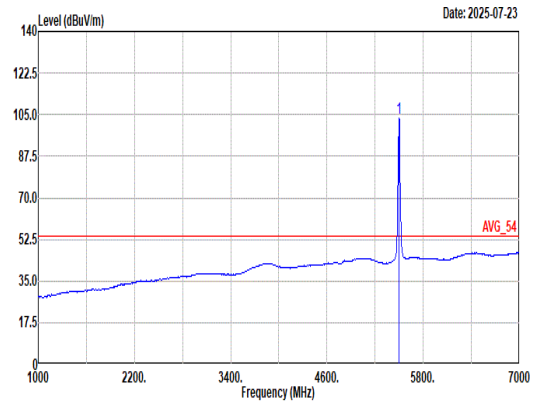 Site : 03CH23-HY Condition: AVG_54 3m DRH18-E_LE2C05A18EN_250702 HORIZONTAL : RBW:1000.000kHz VBW:0.750kHz SWT:Auto Freq Level Limit Line Margin Read Level Ant Factor Cable Loss Preamp Factor Aux Factor APos TPos Remark MHz dBuV/m dBuV/m dB dBuV dB/m dB dB dB cm deg 1 5500.00 103.58 ------ ------ 90.40 32.80 10.98 34.44 3.84 100 109 Average

Mode	15	
	Band Edge	
	U-NII-2C_5.47-5.725_802.11a_CH100_5500MHz	
ANT	1	
Pol.	Vertical	Fundamental
Peak	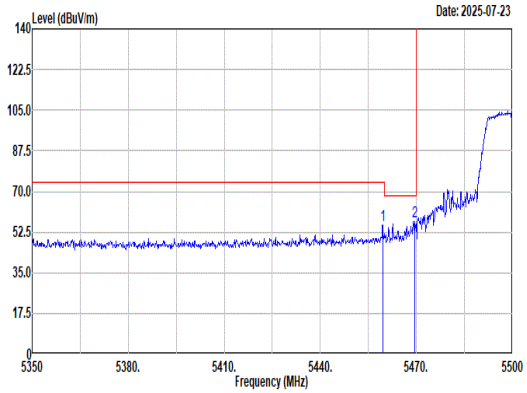 Site : 03CH23-HY Condition: PEAK_BE(UNII)_B3 3m DRH18-E_LE2C05A18EN_250702 VERTICAL : RBW:1000.000kHz VBW:3000.000kHz SWT:Auto Freq Level Limit Line Margin Read Level Ant Factor Cable Loss Preamp Factor Aux Factor APos TPos Remark MHz dBuV/m dBuV/m dB dBuV dB/m dB dB dB cm deg 1 5459.50 55.63 74.00 -18.37 42.52 32.72 10.91 34.34 3.82 360 180 Peak 2 5469.55 57.21 68.20 -10.99 44.08 32.74 10.93 34.36 3.82 360 180 Peak	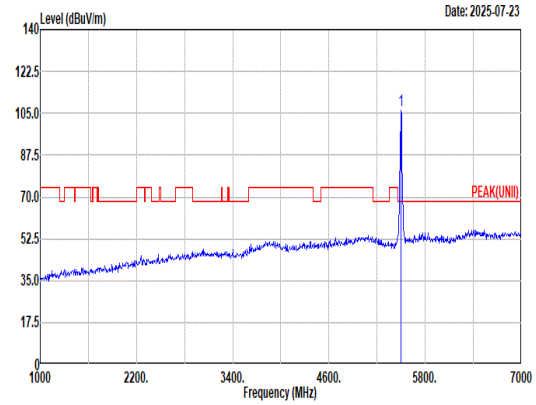 Site : 03CH23-HY Condition: PEAK(UNII) 3m DRH18-E_LE2C05A18EN_250702 VERTICAL : RBW:1000.000kHz VBW:3000.000kHz SWT:Auto Freq Level Limit Line Margin Read Level Ant Factor Cable Loss Preamp Factor Aux Factor APos TPos Remark MHz dBuV/m dBuV/m dB dBuV dB/m dB dB dB cm deg 1 5500.00 106.16 ------ ------ 92.98 32.80 10.98 34.44 3.84 360 180 Peak
Avg	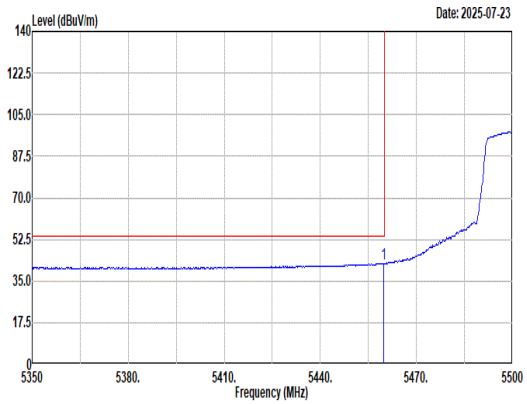 Site : 03CH23-HY Condition: AVG_BE(UNII)_B3 3m DRH18-E_LE2C05A18EN_250702 VERTICAL : RBW:1000.000kHz VBW:0.750kHz SWT:Auto Freq Level Limit Line Margin Read Level Ant Factor Cable Loss Preamp Factor Aux Factor APos TPos Remark MHz dBuV/m dBuV/m dB dBuV dB/m dB dB dB cm deg 1 5459.80 42.40 54.00 -11.60 29.29 32.72 10.91 34.34 3.82 360 180 Average	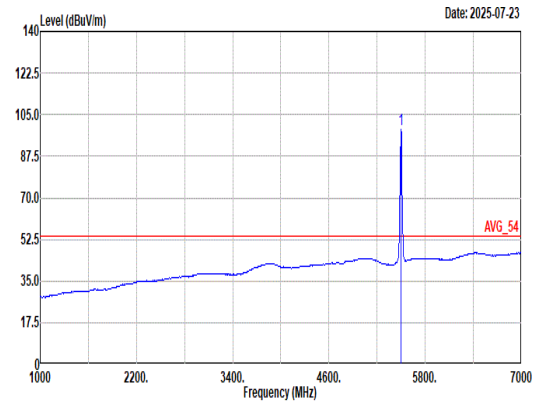 Site : 03CH23-HY Condition: AVG_54 3m DRH18-E_LE2C05A18EN_250702 VERTICAL : RBW:1000.000kHz VBW:0.750kHz SWT:Auto Freq Level Limit Line Margin Read Level Ant Factor Cable Loss Preamp Factor Aux Factor APos TPos Remark MHz dBuV/m dBuV/m dB dBuV dB/m dB dB dB cm deg 1 5500.00 98.89 ------ ------ 85.71 32.80 10.98 34.44 3.84 360 180 Average

Mode	15	
	Harmonic	
	U-NII-2C_5.47-5.725_802.11a_CH100_5500MHz	
ANT	1	
Pol.	Horizontal	Vertical
Peak Avg	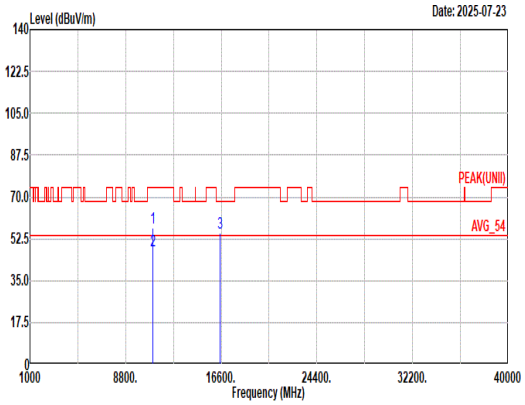 Site : 03CH23-HY Condition: PEAK(UNII) 3m DRH18-E_LE2C05A18EN_250702 HORIZONTAL Freq Level Limit Line Margin Read Level Ant Factor Cable Loss Preamp Factor Aux Factor APos TPos Remark MHz dBuV/m dBuV/m dB dBuV dB/m dB dB dB cm deg 1 11000.00 57.03 74.00 -16.97 41.36 37.90 15.37 39.84 2.24 100 157 Peak 2 11000.00 47.56 54.00 -6.44 31.89 37.90 15.37 39.84 2.24 100 157 Average 3 16500.00 54.91 68.20 -13.29 38.60 40.60 18.84 45.85 2.72 -- -- Peak	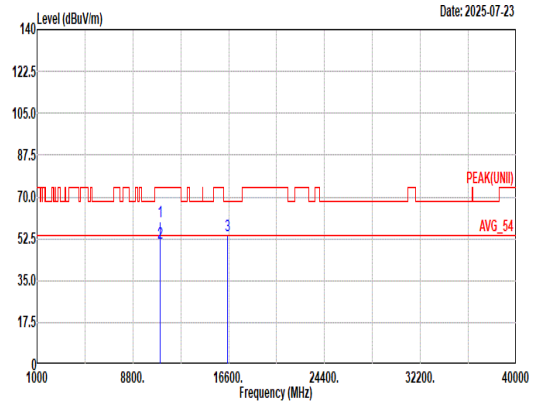 Site : 03CH23-HY Condition: PEAK(UNII) 3m DRH18-E_LE2C05A18EN_250702 VERTICAL Freq Level Limit Line Margin Read Level Ant Factor Cable Loss Preamp Factor Aux Factor APos TPos Remark MHz dBuV/m dBuV/m dB dBuV dB/m dB dB dB cm deg 1 11000.00 59.89 74.00 -14.11 44.22 37.90 15.37 39.84 2.24 101 160 Peak 2 11000.00 50.80 54.00 -3.20 35.13 37.90 15.37 39.84 2.24 101 160 Average 3 16500.00 53.80 68.20 -14.40 37.49 40.60 18.84 45.85 2.72 -- -- Peak

Mode	16	
	Band Edge - L	
	U-NII-2C_5.47-5.725_802.11a_CH116_5580MHz	
ANT	1	
Pol.	Horizontal	Fundamental
Peak	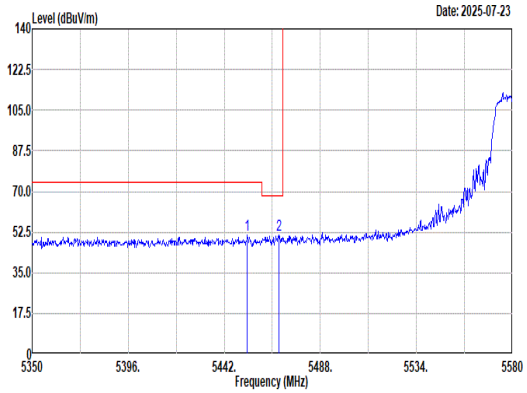 Site : 03CH23-HY Condition: PEAK_BE(UNII)_B3 3m DRH18-E_LE2C05A18EN_250702 HORIZONTAL : RBW:1000.000kHz VBW:3000.000kHz SWT:Auto Freq Level Limit Line Margin Read Level Ant Factor Cable Loss Preamp Factor Aux Factor APos TPos Remark MHz dBuV/m dBuV/m dB dBuV dB/m dB dB dB cm deg 1 5453.04 51.15 74.00 -22.85 38.05 32.71 10.90 34.32 3.81 100 118 Peak 2 5468.22 51.16 68.20 -17.04 38.03 32.74 10.93 34.36 3.82 100 118 Peak	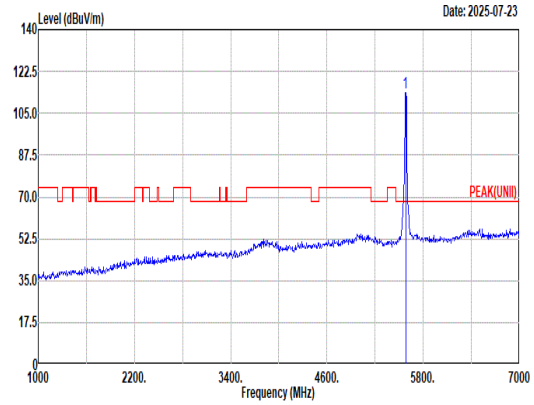 Site : 03CH23-HY Condition: PEAK(UNII) 3m DRH18-E_LE2C05A18EN_250702 HORIZONTAL : RBW:1000.000kHz VBW:3000.000kHz SWT:Auto Freq Level Limit Line Margin Read Level Ant Factor Cable Loss Preamp Factor Aux Factor APos TPos Remark MHz dBuV/m dBuV/m dB dBuV dB/m dB dB dB cm deg 1 5580.00 113.48 ------ ------ 99.74 33.17 11.13 34.45 3.89 100 118 Peak
Avg	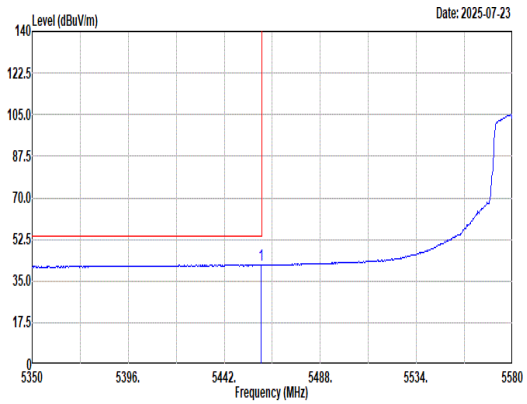 Site : 03CH23-HY Condition: AVG_BE(UNII)_B3 3m DRH18-E_LE2C05A18EN_250702 HORIZONTAL : RBW:1000.000kHz VBW:0.750kHz SWT:Auto Freq Level Limit Line Margin Read Level Ant Factor Cable Loss Preamp Factor Aux Factor APos TPos Remark MHz dBuV/m dBuV/m dB dBuV dB/m dB dB dB cm deg 1 5459.48 41.91 54.00 -12.09 28.80 32.72 10.91 34.34 3.82 100 118 Average	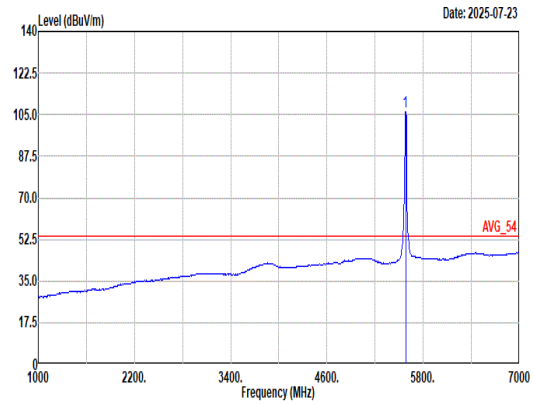 Site : 03CH23-HY Condition: AVG_54 3m DRH18-E_LE2C05A18EN_250702 HORIZONTAL : RBW:1000.000kHz VBW:0.750kHz SWT:Auto Freq Level Limit Line Margin Read Level Ant Factor Cable Loss Preamp Factor Aux Factor APos TPos Remark MHz dBuV/m dBuV/m dB dBuV dB/m dB dB dB cm deg 1 5580.00 106.28 ------ ------ 92.55 33.16 11.12 34.44 3.89 100 118 Average

Mode	16	
	Band Edge - R	
	U-NII-2C_5.47-5.725_802.11a_CH116_5580MHz	
ANT	1	
Pol.	Horizontal	Fundamental
Peak	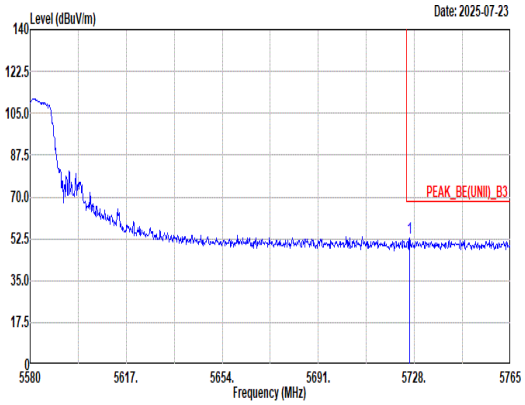 Site : 03CH23-HY Condition: PEAK_BE(UNII)_B3 3m DRH18-E_LE2C05A18EN_250702 HORIZONTAL : RBW:1000.000kHz VBW:3000.000kHz SWT:Auto Limit Read Ant Cable Preamp Aux APos TPos Freq Level Line Margin Level Factor Loss Factor Factor Remark MHz dBuV/m dBuV/m dB dBuV dB/m dB dB dB cm deg 1 5726.15 52.74 68.20 -15.46 38.18 33.90 11.20 34.45 3.91 100 118 Peak	Blank

Mode	16	
	Band Edge - L	
	U-NII-2C_5.47-5.725_802.11a_CH116_5580MHz	
ANT	1	
Pol.	Vertical	Fundamental
Peak	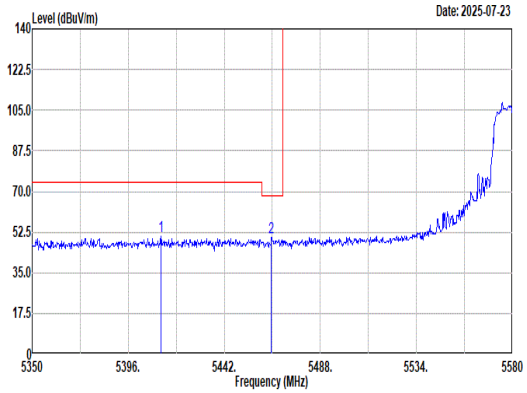 Site : 03CH23-HY Condition: PEAK_BE(UNII)_B3 3m DRH18-E_LE2C05A18EN_250702 VERTICAL : RBW:1000.000kHz VBW:3000.000kHz SWT:Auto Freq Level Limit Line Margin Read Level Ant Factor Cable Loss Preamp Factor Aux Factor APos TPos Remark MHz dBuV/m dBuV/m dB dBuV dB/m dB dB dB cm deg 1 5411.64 50.74 74.00 -23.26 37.72 32.62 10.83 34.22 3.79 367 180 Peak 2 5464.54 50.12 68.20 -18.08 37.00 32.73 10.92 34.35 3.82 367 180 Peak	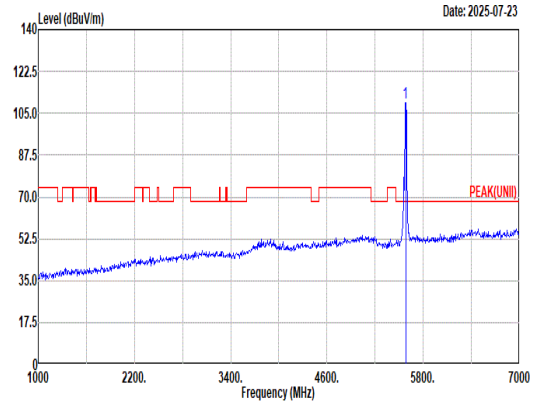 Site : 03CH23-HY Condition: PEAK(UNII) 3m DRH18-E_LE2C05A18EN_250702 VERTICAL : RBW:1000.000kHz VBW:3000.000kHz SWT:Auto Freq Level Limit Line Margin Read Level Ant Factor Cable Loss Preamp Factor Aux Factor APos TPos Remark MHz dBuV/m dBuV/m dB dBuV dB/m dB dB dB cm deg 1 5580.00 109.12 ------ ------ 95.39 33.16 11.12 34.44 3.89 367 180 Peak
Avg	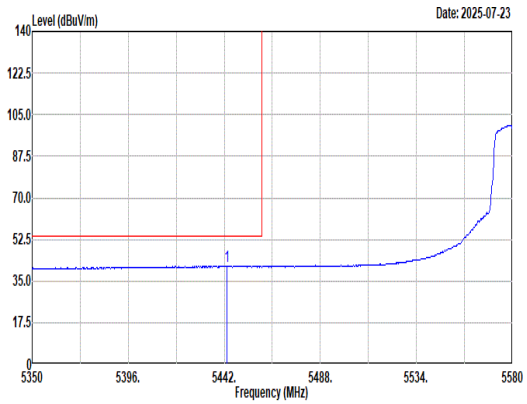 Site : 03CH23-HY Condition: AVG_BE(UNII)_B3 3m DRH18-E_LE2C05A18EN_250702 VERTICAL : RBW:1000.000kHz VBW:0.750kHz SWT:Auto Freq Level Limit Line Margin Read Level Ant Factor Cable Loss Preamp Factor Aux Factor APos TPos Remark MHz dBuV/m dBuV/m dB dBuV dB/m dB dB dB cm deg 1 5443.38 41.26 54.00 -12.74 28.17 32.69 10.89 34.30 3.81 367 180 Average	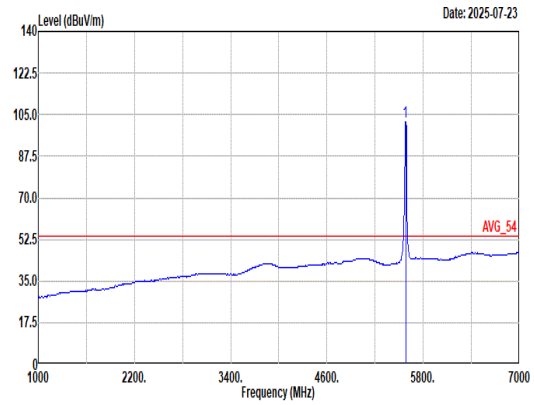 Site : 03CH23-HY Condition: AVG_54 3m DRH18-E_LE2C05A18EN_250702 VERTICAL : RBW:1000.000kHz VBW:0.750kHz SWT:Auto Freq Level Limit Line Margin Read Level Ant Factor Cable Loss Preamp Factor Aux Factor APos TPos Remark MHz dBuV/m dBuV/m dB dBuV dB/m dB dB dB cm deg 1 5580.00 101.95 ------ ------ 88.22 33.16 11.12 34.44 3.89 367 180 Average

Mode	16	
	Band Edge - R	
	U-NII-2C_5.47-5.725_802.11a_CH116_5580MHz	
ANT	1	
Pol.	Vertical	Fundamental
Peak	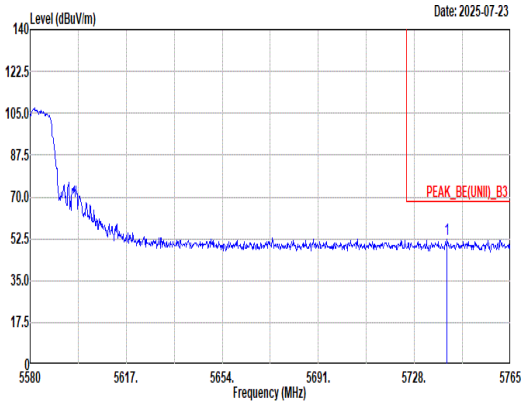 Site : 03CH23-HY Condition: PEAK_BE(UNII)_B3 3m DRH18-E_LE2C05A18EN_250702 VERTICAL : RBW:1000.000kHz VBW:3000.000kHz SWT:Auto Limit Read Ant Cable Preamp Aux APos TPos Freq Level Line Margin Level Factor Loss Factor Factor Remark MHz dBuV/m dBuV/m dB dBuV dB/m dB dB dB cm deg 1 5740.58 52.47 68.20 -15.73 37.84 33.96 11.21 34.45 3.91 367 180 Peak	Blank

Mode	16	
	Harmonic	
	U-NII-2C_5.47-5.725_802.11a_CH116_5580MHz	
ANT	1	
Pol.	Horizontal	Vertical
Peak Avg	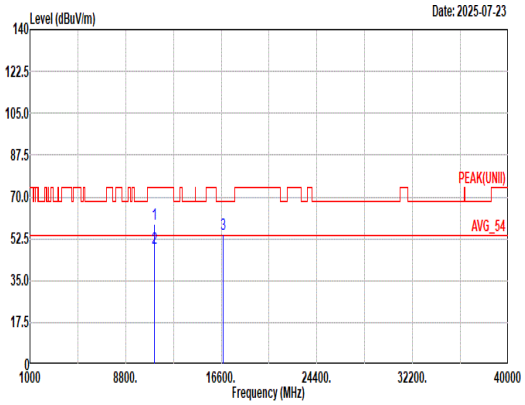 Site : 03CH23-HY Condition: PEAK(UNII) 3m DRH18-E_LE2C05A18EN_250702 HORIZONTAL Freq Level Limit Line Margin Read Level Ant Factor Cable Loss Preamp Factor Aux Factor APos TPos Remark MHz dBuV/m dBuV/m dB dBuV dB/m dB dB dB cm deg 1 11160.00 58.63 74.00 -15.37 42.62 38.22 15.48 39.94 2.25 220 164 Peak 2 11160.00 48.47 54.00 -5.53 32.46 38.22 15.48 39.94 2.25 220 164 Average 3 16740.00 54.64 68.20 -13.56 38.61 40.34 18.96 46.08 2.81 -- -- Peak	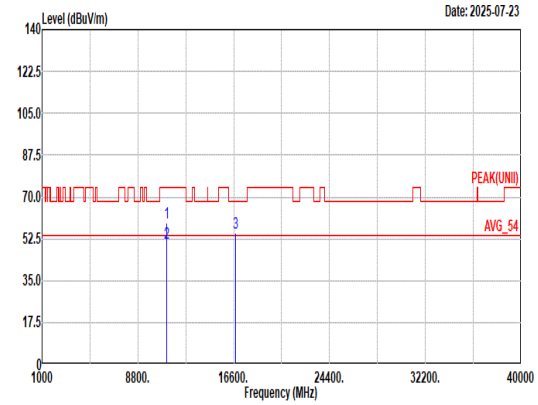 Site : 03CH23-HY Condition: PEAK(UNII) 3m DRH18-E_LE2C05A18EN_250702 VERTICAL Freq Level Limit Line Margin Read Level Ant Factor Cable Loss Preamp Factor Aux Factor APos TPos Remark MHz dBuV/m dBuV/m dB dBuV dB/m dB dB dB cm deg 1 11160.00 59.25 74.00 -14.75 43.24 38.22 15.48 39.94 2.25 100 162 Peak 2 11160.00 50.76 54.00 -3.24 34.75 38.22 15.48 39.94 2.25 100 162 Average 3 16740.00 54.73 68.20 -13.47 38.70 40.34 18.96 46.08 2.81 -- -- Peak

Mode	17	
	Band Edge	
	U-NII-2C_5.47-5.725_802.11a_CH140_5700MHz	
ANT	1	
Pol.	Horizontal	Fundamental
Peak	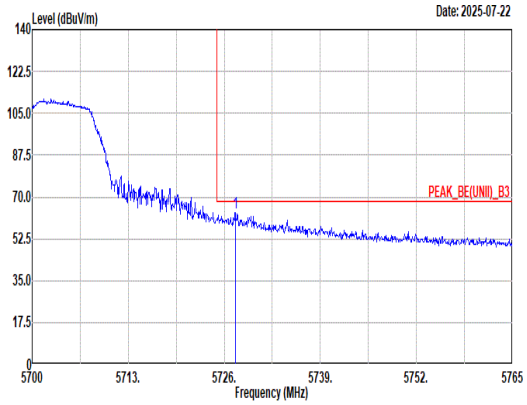 Site : 03CH23-HY Condition: PEAK_BE(UNII)_B3 3m DRH18-E_LE2C05A18EN_250702 HORIZONTAL : RBW:1000.000kHz VBW:3000.000kHz SWT:Auto Freq Level Limit Line Margin Read Level Ant Factor Cable Loss Preamp Factor Aux Factor APos TPos Remark MHz dBuV/m dBuV/m dB dBuV dB/m dB dB dB cm deg 1 5727.50 63.36 68.20 -4.84 48.79 33.91 11.20 34.45 3.91 100 106 Peak	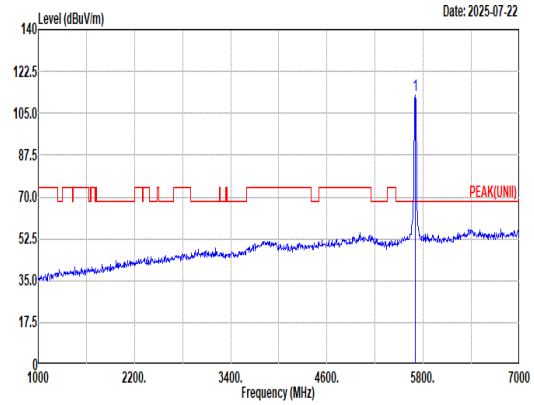 Site : 03CH23-HY Condition: PEAK(UNII) 3m DRH18-E_LE2C05A18EN_250702 HORIZONTAL : RBW:1000.000kHz VBW:3000.000kHz SWT:Auto Freq Level Limit Line Margin Read Level Ant Factor Cable Loss Preamp Factor Aux Factor APos TPos Remark MHz dBuV/m dBuV/m dB dBuV dB/m dB dB dB cm deg 1 5700.00 112.34 ------ ------ 97.86 33.82 11.20 34.45 3.91 100 106 Peak
Avg	Blank	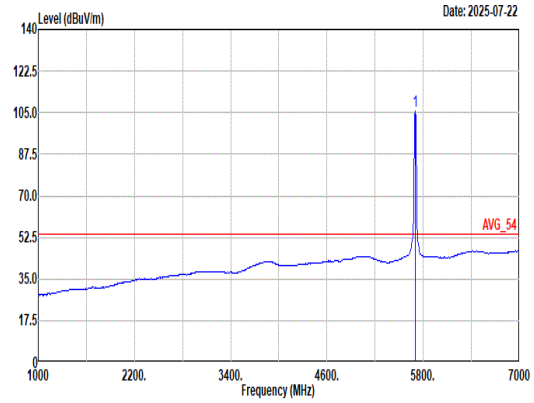 Site : 03CH23-HY Condition: AVG_54 3m DRH18-E_LE2C05A18EN_250702 HORIZONTAL : RBW:1000.000kHz VBW:0.750kHz SWT:Auto Freq Level Limit Line Margin Read Level Ant Factor Cable Loss Preamp Factor Aux Factor APos TPos Remark MHz dBuV/m dBuV/m dB dBuV dB/m dB dB dB cm deg 1 5700.00 105.61 ------ ------ 91.17 33.79 11.19 34.45 3.91 100 106 Average

Mode	17	
	Band Edge	
	U-NII-2C_5.47-5.725_802.11a_CH140_5700MHz	
ANT	1	
Pol.	Vertical	Fundamental
Peak	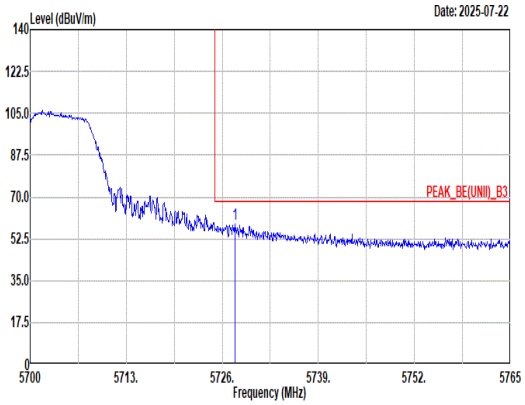 Site : 03CH23-HY Condition: PEAK_BE(UNII)_B3 3m DRH18-E_LE2C05A18EN_250702 VERTICAL : RBW:1000.000kHz VBW:3000.000kHz SWT:Auto Freq Level Limit Line Margin Read Level Ant Factor Cable Loss Preamp Factor Aux Factor APos TPos Remark MHz dBuV/m dBuV/m dB dBuV dB/m dB dB dB cm deg 1 5727.76 58.68 68.20 -9.52 44.11 33.91 11.20 34.45 3.91 369 179 Peak	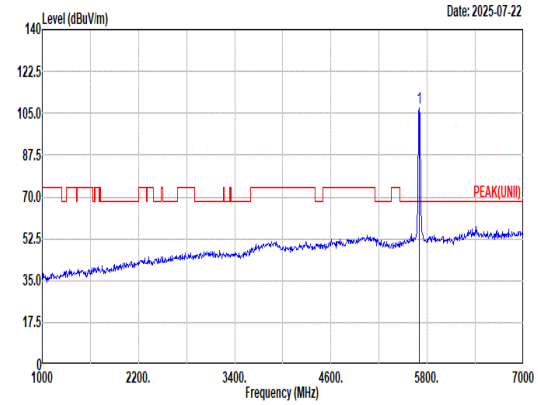 Site : 03CH23-HY Condition: PEAK(UNII) 3m DRH18-E_LE2C05A18EN_250702 VERTICAL : RBW:1000.000kHz VBW:3000.000kHz SWT:Auto Freq Level Limit Line Margin Read Level Ant Factor Cable Loss Preamp Factor Aux Factor APos TPos Remark MHz dBuV/m dBuV/m dB dBuV dB/m dB dB dB cm deg 1 5700.00 107.44 ------ ------ 92.96 33.82 11.20 34.45 3.91 369 179 Peak
Avg	Blank	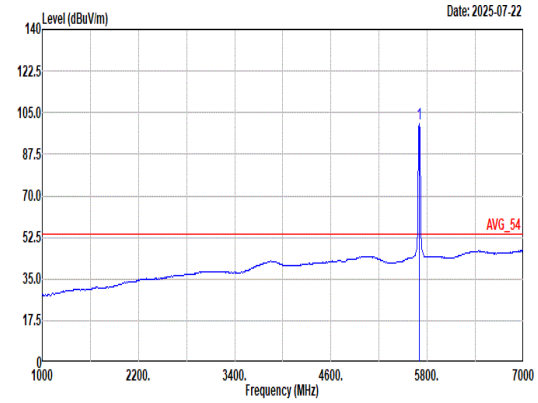 Site : 03CH23-HY Condition: AVG_54 3m DRH18-E_LE2C05A18EN_250702 VERTICAL : RBW:1000.000kHz VBW:0.750kHz SWT:Auto Freq Level Limit Line Margin Read Level Ant Factor Cable Loss Preamp Factor Aux Factor APos TPos Remark MHz dBuV/m dBuV/m dB dBuV dB/m dB dB dB cm deg 1 5700.00 100.59 ------ ------ 86.11 33.82 11.20 34.45 3.91 369 179 Average

Mode	17	
	Harmonic	
	U-NII-2C_5.47-5.725_802.11a_CH140_5700MHz	
ANT	1	
Pol.	Horizontal	Vertical
Peak Avg	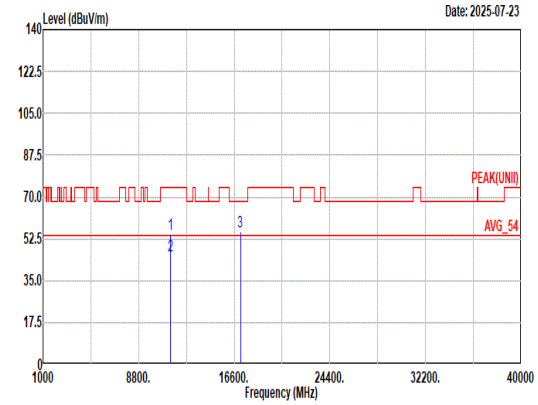 Site : 03CH23-HY Condition: PEAK(UNII) 3m DRH18-E_LE2C05A18EN_250702 HORIZONTAL Freq Level Limit Line Margin Read Level Ant Factor Cable Loss Preamp Factor Aux Factor APos TPos Remark MHz dBuV/m dBuV/m dB dBuV dB/m dB dB dB cm deg 1 11400.00 54.66 74.00 -19.34 38.36 38.50 15.64 40.10 2.26 100 157 Peak 2 11400.00 45.25 54.00 -8.75 28.95 38.50 15.64 40.10 2.26 100 157 Average 3 17100.00 55.28 68.20 -12.92 39.23 40.30 19.15 46.35 2.95 -- -- Peak	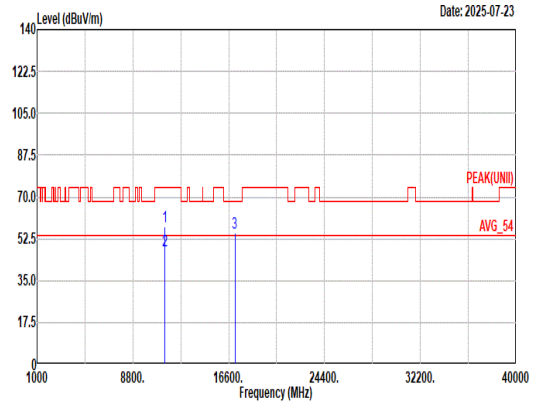 Site : 03CH23-HY Condition: PEAK(UNII) 3m DRH18-E_LE2C05A18EN_250702 VERTICAL Freq Level Limit Line Margin Read Level Ant Factor Cable Loss Preamp Factor Aux Factor APos TPos Remark MHz dBuV/m dBuV/m dB dBuV dB/m dB dB dB cm deg 1 11400.00 57.35 74.00 -16.65 41.05 38.50 15.64 40.10 2.26 100 159 Peak 2 11400.00 47.65 54.00 -6.35 31.35 38.50 15.64 40.10 2.26 100 159 Average 3 17100.00 54.73 68.20 -13.47 38.68 40.30 19.15 46.35 2.95 -- -- Peak

Mode	18	
	Band Edge	
	U-NII-2C_5.47-5.725_802.11ax HE20_CH100_Full RU_5500MHz	
ANT	1	
Pol.	Horizontal	Fundamental
Peak	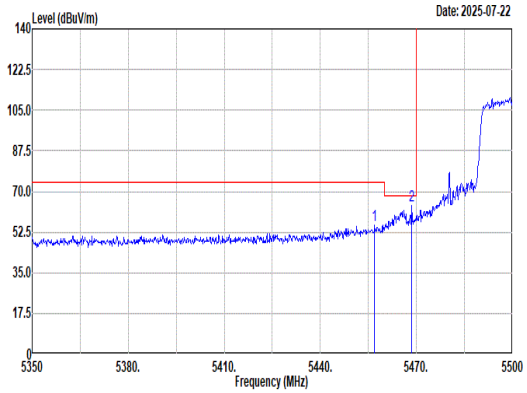 Site : 03CH23-HY Condition: PEAK_BE(UNII)_B3 3m DRH18-E_LE2C05A18EN_250702 HORIZONTAL : RBW:1000.000kHz VBW:3000.000kHz SWT:Auto Freq Level Limit Line Margin Read Level Ant Factor Cable Loss Preamp Factor Aux Factor APos TPos Remark MHz dBuV/m dBuV/m dB dBuV dB/m dB dB dB cm deg 1 5456.95 55.70 74.00 -18.30 42.60 32.71 10.91 34.33 3.81 100 108 Peak 2 5468.50 64.06 68.20 -4.14 50.93 32.74 10.93 34.36 3.82 100 108 Peak	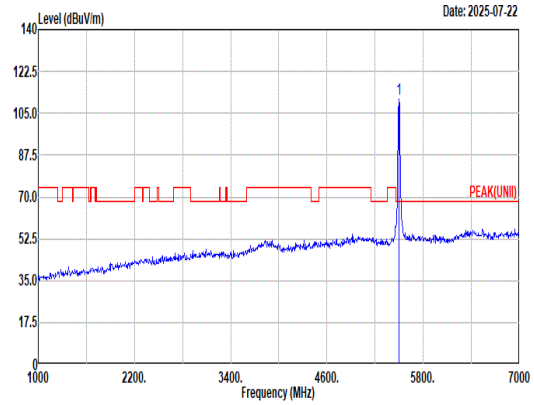 Site : 03CH23-HY Condition: PEAK(UNII) 3m DRH18-E_LE2C05A18EN_250702 HORIZONTAL : RBW:1000.000kHz VBW:3000.000kHz SWT:Auto Freq Level Limit Line Margin Read Level Ant Factor Cable Loss Preamp Factor Aux Factor APos TPos Remark MHz dBuV/m dBuV/m dB dBuV dB/m dB dB dB cm deg 1 5500.00 110.88 ------ ------ 97.70 32.80 10.98 34.44 3.84 100 108 Peak
Avg	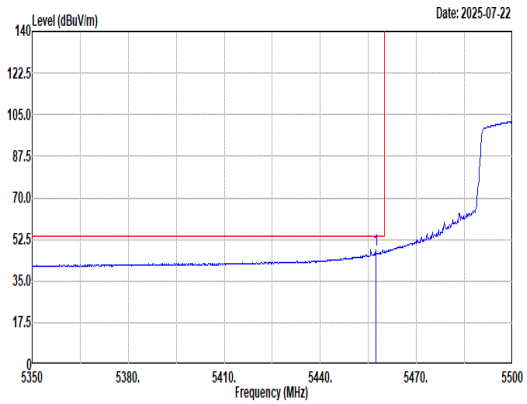 Site : 03CH23-HY Condition: AVG_BE(UNII)_B3 3m DRH18-E_LE2C05A18EN_250702 HORIZONTAL : RBW:1000.000kHz VBW:1.000kHz SWT:Auto Freq Level Limit Line Margin Read Level Ant Factor Cable Loss Preamp Factor Aux Factor APos TPos Remark MHz dBuV/m dBuV/m dB dBuV dB/m dB dB dB cm deg 1 5457.25 48.27 54.00 -5.73 35.17 32.71 10.91 34.33 3.81 100 108 Average	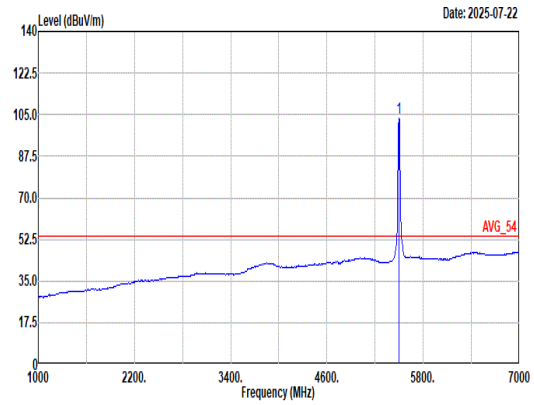 Site : 03CH23-HY Condition: AVG_54 3m DRH18-E_LE2C05A18EN_250702 HORIZONTAL : RBW:1000.000kHz VBW:1.000kHz SWT:Auto Freq Level Limit Line Margin Read Level Ant Factor Cable Loss Preamp Factor Aux Factor APos TPos Remark MHz dBuV/m dBuV/m dB dBuV dB/m dB dB dB cm deg 1 5500.00 103.35 ------ ------ 90.17 32.80 10.98 34.44 3.84 100 108 Average

Mode	18	
	Band Edge	
	U-NII-2C_5.47-5.725_802.11ax HE20_CH100_Full RU_5500MHz	
ANT	1	
Pol.	Vertical	Fundamental
Peak	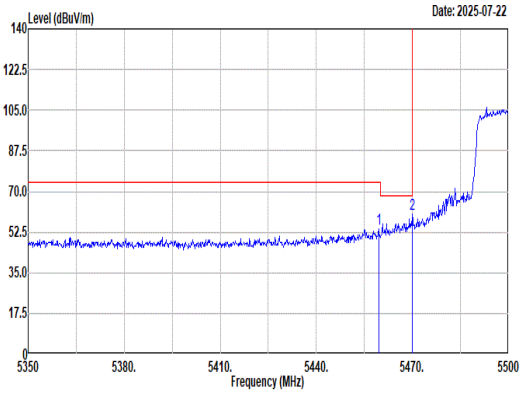 Site : 03CH23-HY Condition: PEAK_BE(UNII)_B3 3m DRH18-E_LE2C05A18EN_250702 VERTICAL : RBW:1000.000kHz VBW:3000.000kHz SWT:Auto Freq Level Limit Line Margin Read Level Ant Factor Cable Loss Preamp Factor Aux Factor APos TPos Remark MHz dBuV/m dBuV/m dB dBuV dB/m dB dB dB cm deg 1 5459.50 54.11 74.00 -19.89 41.00 32.72 10.91 34.34 3.82 379 180 Peak 2 5470.00 60.21 68.20 -7.99 47.08 32.74 10.93 34.36 3.82 379 180 Peak	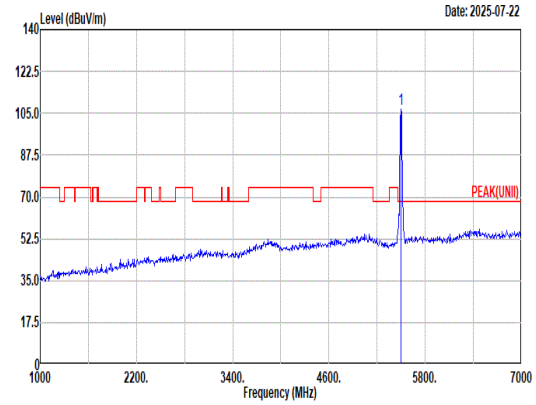 Site : 03CH23-HY Condition: PEAK(UNII) 3m DRH18-E_LE2C05A18EN_250702 VERTICAL : RBW:1000.000kHz VBW:3000.000kHz SWT:Auto Freq Level Limit Line Margin Read Level Ant Factor Cable Loss Preamp Factor Aux Factor APos TPos Remark MHz dBuV/m dBuV/m dB dBuV dB/m dB dB dB cm deg 1 5500.00 106.68 ------ ------ 93.50 32.80 10.98 34.44 3.84 379 180 Peak
Avg	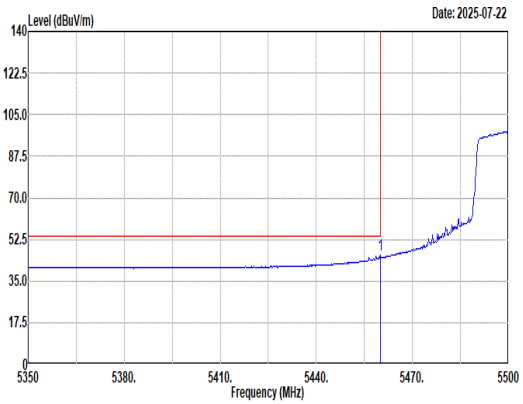 Site : 03CH23-HY Condition: AVG_BE(UNII)_B3 3m DRH18-E_LE2C05A18EN_250702 VERTICAL : RBW:1000.000kHz VBW:1.000kHz SWT:Auto Freq Level Limit Line Margin Read Level Ant Factor Cable Loss Preamp Factor Aux Factor APos TPos Remark MHz dBuV/m dBuV/m dB dBuV dB/m dB dB dB cm deg 1 5459.95 45.70 54.00 -8.30 32.59 32.72 10.91 34.34 3.82 379 180 Average	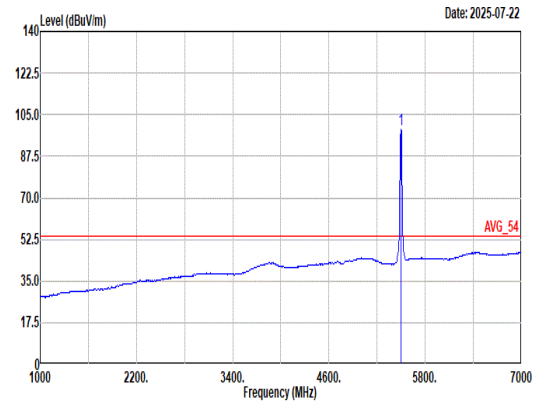 Site : 03CH23-HY Condition: AVG_54 3m DRH18-E_LE2C05A18EN_250702 VERTICAL : RBW:1000.000kHz VBW:1.000kHz SWT:Auto Freq Level Limit Line Margin Read Level Ant Factor Cable Loss Preamp Factor Aux Factor APos TPos Remark MHz dBuV/m dBuV/m dB dBuV dB/m dB dB dB cm deg 1 5500.00 98.87 ------ ------ 85.69 32.80 10.98 34.44 3.84 379 180 Average

Mode	18	
	Harmonic	
	U-NII-2C_5.47-5.725_802.11ax HE20_CH100_Full RU_5500MHz	
ANT	1	
Pol.	Horizontal	Vertical
Peak Avg	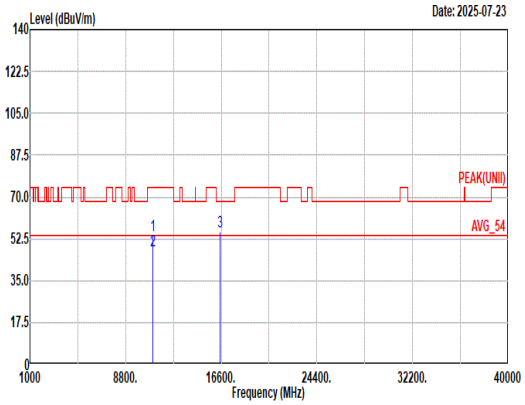 Site : 03CH23-HY Condition: PEAK(UNII) 3m DRH18-E_LE2C05A18EN_250702 HORIZONTAL Freq Level Limit Line Margin Read Level Ant Factor Cable Loss Preamp Factor Aux Factor APos TPos Remark MHz dBuV/m dBuV/m dB dBuV dB/m dB dB dB cm deg 1 11000.00 53.83 74.00 -20.17 38.16 37.90 15.37 39.84 2.24 100 159 Peak 2 11000.00 47.37 54.00 -6.63 31.70 37.90 15.37 39.84 2.24 100 159 Average 3 16500.00 55.47 68.20 -12.73 39.16 40.60 18.84 45.85 2.72 -- -- Peak	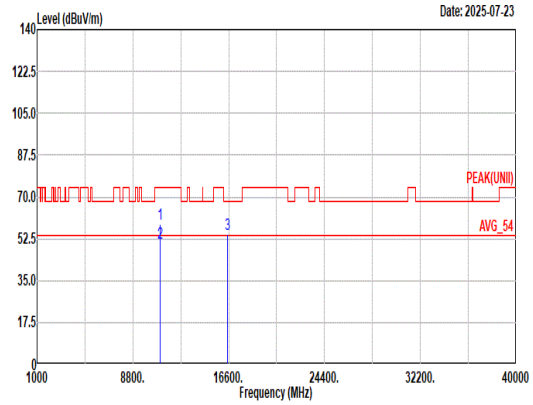 Site : 03CH23-HY Condition: PEAK(UNII) 3m DRH18-E_LE2C05A18EN_250702 VERTICAL Freq Level Limit Line Margin Read Level Ant Factor Cable Loss Preamp Factor Aux Factor APos TPos Remark MHz dBuV/m dBuV/m dB dBuV dB/m dB dB dB cm deg 1 11000.00 58.90 74.00 -15.10 43.23 37.90 15.37 39.84 2.24 100 163 Peak 2 11000.00 50.89 54.00 -3.11 35.22 37.90 15.37 39.84 2.24 100 163 Average 3 16500.00 54.22 68.20 -13.98 37.91 40.60 18.84 45.85 2.72 -- -- Peak

Mode	19	
	Band Edge - L	
	U-NII-2C_5.47-5.725_802.11ax HE20_CH116_Full RU_5580MHz	
ANT	1	
Pol.	Horizontal	Fundamental
Peak	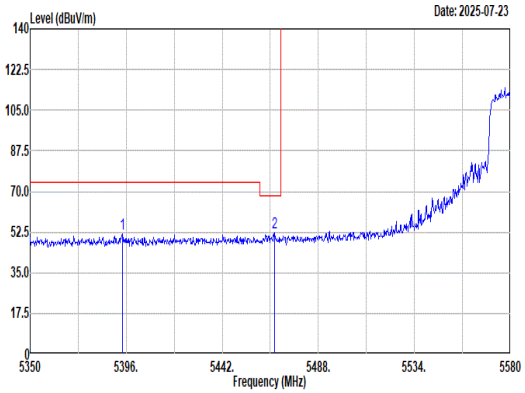 Site : 03CH23-HY Condition: PEAK_BE(UNII)_B3 3m DRH18-E_LE2C05A18EN_250702 HORIZONTAL : RBW:1000.000kHz VBW:3000.000kHz SWT:Auto Freq Level Limit Line Margin Read Level Ant Factor Cable Loss Preamp Factor Aux Factor APos TPos Remark MHz dBuV/m dBuV/m dB dBuV dB/m dB dB dB cm deg 1 5394.39 51.68 74.00 -22.32 38.69 32.59 10.80 34.18 3.78 101 114 Peak 2 5467.07 52.25 68.20 -15.95 39.13 32.73 10.93 34.36 3.82 101 114 Peak	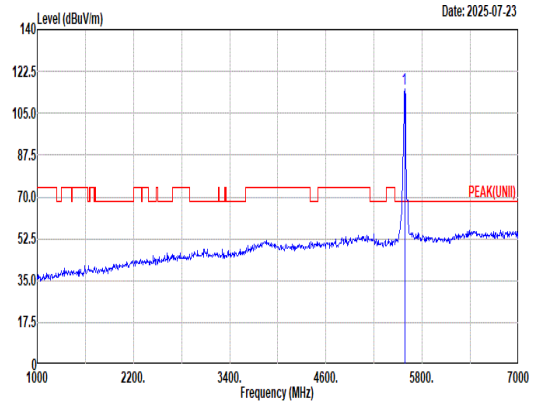 Site : 03CH23-HY Condition: PEAK(UNII) 3m DRH18-E_LE2C05A18EN_250702 HORIZONTAL : RBW:1000.000kHz VBW:3000.000kHz SWT:Auto Freq Level Limit Line Margin Read Level Ant Factor Cable Loss Preamp Factor Aux Factor APos TPos Remark MHz dBuV/m dBuV/m dB dBuV dB/m dB dB dB cm deg 1 5580.00 114.94 ------ ------ 101.20 33.17 11.13 34.45 3.89 101 114 Peak
Avg	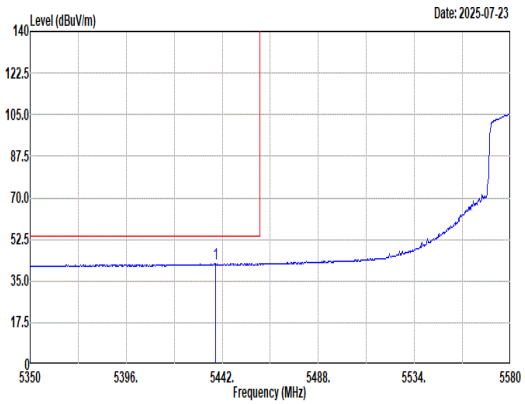 Site : 03CH23-HY Condition: AVG_BE(UNII)_B3 3m DRH18-E_LE2C05A18EN_250702 HORIZONTAL : RBW:1000.000kHz VBW:1.000kHz SWT:Auto Freq Level Limit Line Margin Read Level Ant Factor Cable Loss Preamp Factor Aux Factor APos TPos Remark MHz dBuV/m dBuV/m dB dBuV dB/m dB dB dB cm deg 1 5438.78 42.30 54.00 -11.70 29.23 32.68 10.88 34.29 3.80 101 114 Average	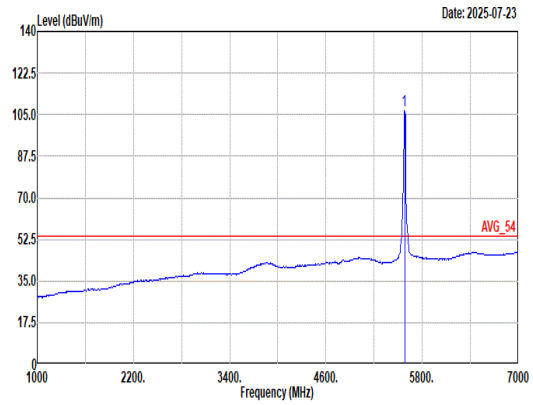 Site : 03CH23-HY Condition: AVG_54 3m DRH18-E_LE2C05A18EN_250702 HORIZONTAL : RBW:1000.000kHz VBW:1.000kHz SWT:Auto Freq Level Limit Line Margin Read Level Ant Factor Cable Loss Preamp Factor Aux Factor APos TPos Remark MHz dBuV/m dBuV/m dB dBuV dB/m dB dB dB cm deg 1 5580.00 106.58 ------ ------ 92.85 33.16 11.12 34.44 3.89 101 114 Average

Mode	19	
	Band Edge - R	
	U-NII-2C_5.47-5.725_802.11ax HE20_CH116_Full RU_5580MHz	
ANT	1	
Pol.	Horizontal	Fundamental
Peak	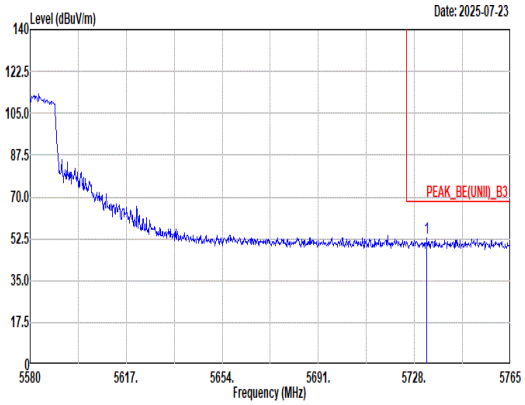 Site : 03CH23-HY Condition: PEAK_BE(UNII)_B3 3m DRH18-E_LE2C05A18EN_250702 HORIZONTAL : RBW:1000.000kHz VBW:3000.000kHz SWT:Auto Limit Read Ant Cable Preamp Aux APos TPos Freq Level Line Margin Level Factor Loss Factor Factor Remark MHz dBuV/m dBuV/m dB dBuV dB/m dB dB dB cm deg 1 5732.81 52.60 68.20 -15.60 38.00 33.93 11.21 34.45 3.91 101 114 Peak	Blank

Mode	19	
	Band Edge - L	
	U-NII-2C_5.47-5.725_802.11ax HE20_CH116_Full RU_5580MHz	
ANT	1	
Pol.	Vertical	Fundamental
Peak	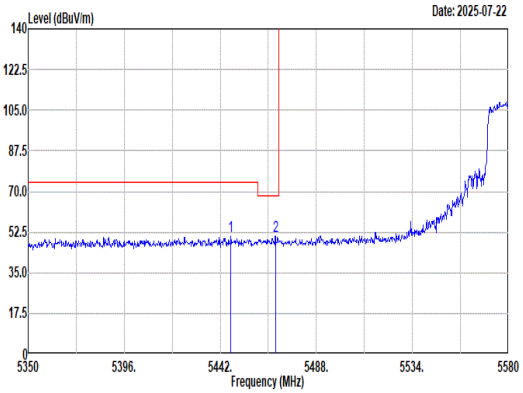 Site : 03CH23-HY Condition: PEAK_BE(UNII)_B3 3m DRH18-E_LE2C05A18EN_250702 VERTICAL : RBW:1000.000kHz VBW:3000.000kHz SWT:Auto Freq Level Limit Line Margin Read Level Ant Factor Cable Loss Preamp Factor Aux Factor APos TPos Remark MHz dBuV/m dBuV/m dB dBuV dB/m dB dB dB cm deg 1 5447.06 50.62 74.00 -23.38 37.54 32.69 10.89 34.31 3.81 388 179 Peak 2 5468.45 50.86 68.20 -17.34 37.73 32.74 10.93 34.36 3.82 388 179 Peak	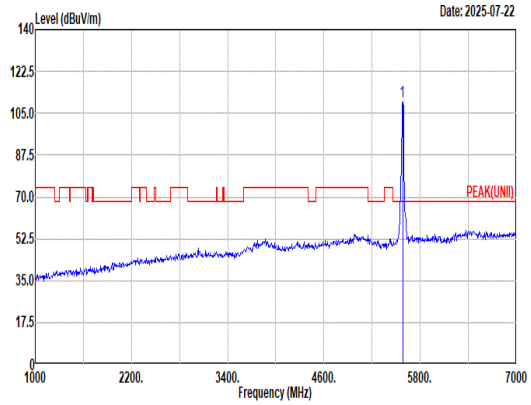 Site : 03CH23-HY Condition: PEAK(UNII) 3m DRH18-E_LE2C05A18EN_250702 VERTICAL : RBW:1000.000kHz VBW:3000.000kHz SWT:Auto Freq Level Limit Line Margin Read Level Ant Factor Cable Loss Preamp Factor Aux Factor APos TPos Remark MHz dBuV/m dBuV/m dB dBuV dB/m dB dB dB cm deg 1 5580.00 109.97 ------ ------ 96.23 33.17 11.13 34.45 3.89 388 179 Peak
Avg	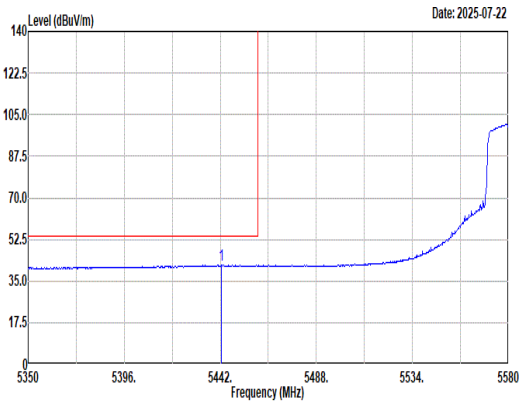 Site : 03CH23-HY Condition: AVG_BE(UNII)_B3 3m DRH18-E_LE2C05A18EN_250702 VERTICAL : RBW:1000.000kHz VBW:1.000kHz SWT:Auto Freq Level Limit Line Margin Read Level Ant Factor Cable Loss Preamp Factor Aux Factor APos TPos Remark MHz dBuV/m dBuV/m dB dBuV dB/m dB dB dB cm deg 1 5442.69 41.63 54.00 -12.37 28.55 32.69 10.88 34.30 3.81 388 179 Average	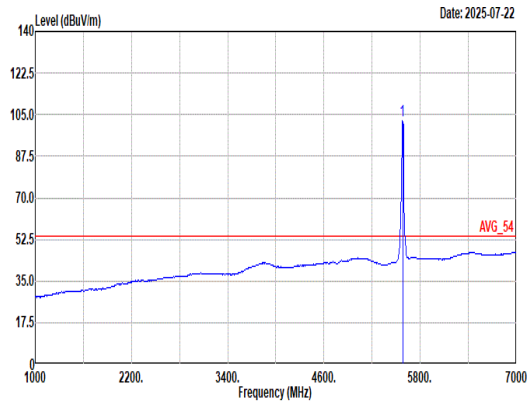 Site : 03CH23-HY Condition: AVG_54 3m DRH18-E_LE2C05A18EN_250702 VERTICAL : RBW:1000.000kHz VBW:1.000kHz SWT:Auto Freq Level Limit Line Margin Read Level Ant Factor Cable Loss Preamp Factor Aux Factor APos TPos Remark MHz dBuV/m dBuV/m dB dBuV dB/m dB dB dB cm deg 1 5580.00 102.23 ------ ------ 88.50 33.16 11.12 34.44 3.89 388 179 Average

Mode	19	
	Band Edge - R	
	U-NII-2C_5.47-5.725_802.11ax HE20_CH116_Full RU_5580MHz	
ANT	1	
Pol.	Vertical	Fundamental
Peak	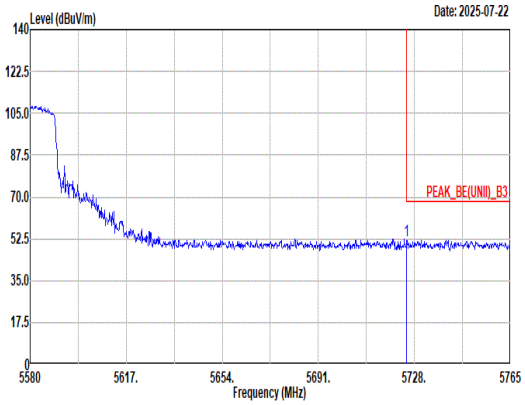 Site : 03CH23-HY Condition: PEAK_BE(UNII)_B3 3m DRH18-E_LE2C05A18EN_250702 VERTICAL : RBW:1000.000kHz VBW:3000.000kHz SWT:Auto Limit Read Ant Cable Preamp Aux APos TPos Freq Level Line Margin Level Factor Loss Factor Factor Remark MHz dBuV/m dBuV/m dB dBuV dB/m dB dB dB cm deg 1 5725.04 51.98 68.20 -16.22 37.42 33.90 11.20 34.45 3.91 388 179 Peak	Blank

Mode	19	
	Harmonic	
	U-NII-2C_5.47-5.725_802.11ax HE20_CH116_Full RU_5580MHz	
ANT	1	
Pol.	Horizontal	Vertical
Peak Avg	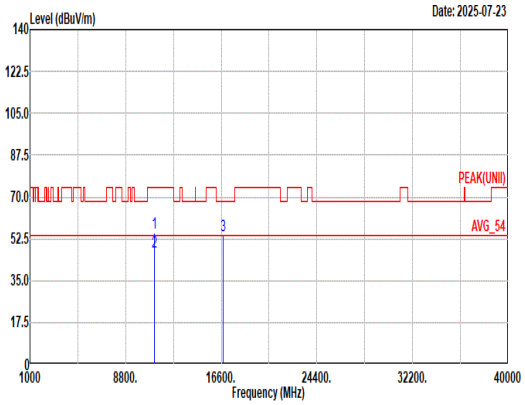 Site : 03CH23-HY Condition: PEAK(UNII) 3m DRH18-E_LE2C05A18EN_250702 HORIZONTAL Freq Level Limit Line Margin Read Level Ant Factor Cable Loss Preamp Factor Aux Factor APos TPos Remark MHz dBuV/m dBuV/m dB dBuV dB/m dB dB dB cm deg 1 11160.00 54.93 74.00 -19.07 38.92 38.22 15.48 39.94 2.25 100 159 Peak 2 11160.00 46.92 54.00 -7.08 30.91 38.22 15.48 39.94 2.25 100 159 Average 3 16740.00 53.82 68.20 -14.38 37.79 40.34 18.96 46.08 2.81 -- -- Peak	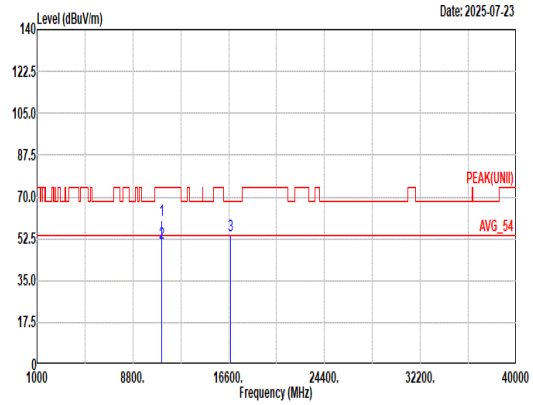 Site : 03CH23-HY Condition: PEAK(UNII) 3m DRH18-E_LE2C05A18EN_250702 VERTICAL Freq Level Limit Line Margin Read Level Ant Factor Cable Loss Preamp Factor Aux Factor APos TPos Remark MHz dBuV/m dBuV/m dB dBuV dB/m dB dB dB cm deg 1 11160.00 60.19 74.00 -13.81 44.18 38.22 15.48 39.94 2.25 100 159 Peak 2 11160.00 50.89 54.00 -3.11 34.88 38.22 15.48 39.94 2.25 100 159 Average 3 16740.00 53.87 68.20 -14.33 37.84 40.34 18.96 46.08 2.81 -- -- Peak

Mode	20	
	Band Edge	
	U-NII-2C_5.47-5.725_802.11ax HE20_CH140_Full RU_5700MHz	
ANT	1	
Pol.	Horizontal	Fundamental
Peak	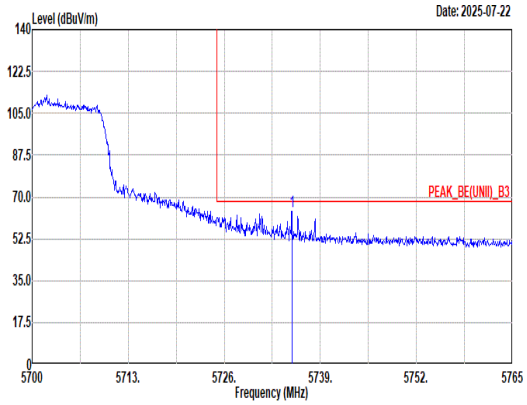 Site : 03CH23-HY Condition: PEAK_BE(UNII)_B3 3m DRH18-E_LE2C05A18EN_250702 HORIZONTAL : RBW:1000.000kHz VBW:3000.000kHz SWT:Auto Freq Level Limit Line Margin Read Level Ant Factor Cable Loss Preamp Factor Aux Factor APos TPos Remark MHz dBuV/m dBuV/m dB dBuV dB/m dB dB dB cm deg 1 5735.17 63.93 68.20 -4.27 49.32 33.94 11.21 34.45 3.91 101 106 Peak	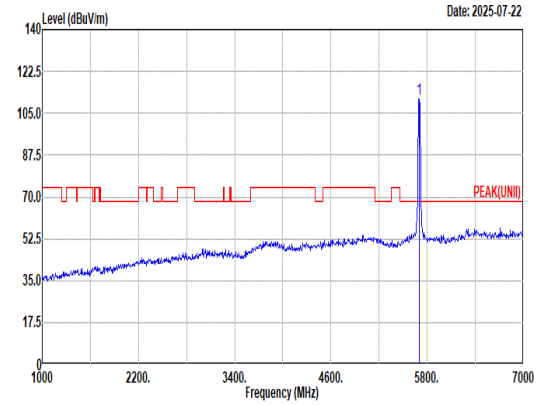 Site : 03CH23-HY Condition: PEAK(UNII) 3m DRH18-E_LE2C05A18EN_250702 HORIZONTAL : RBW:1000.000kHz VBW:3000.000kHz SWT:Auto Freq Level Limit Line Margin Read Level Ant Factor Cable Loss Preamp Factor Aux Factor APos TPos Remark MHz dBuV/m dBuV/m dB dBuV dB/m dB dB dB cm deg 1 5700.00 110.78 ------ ------ 96.34 33.79 11.19 34.45 3.91 101 106 Peak
Avg	Blank	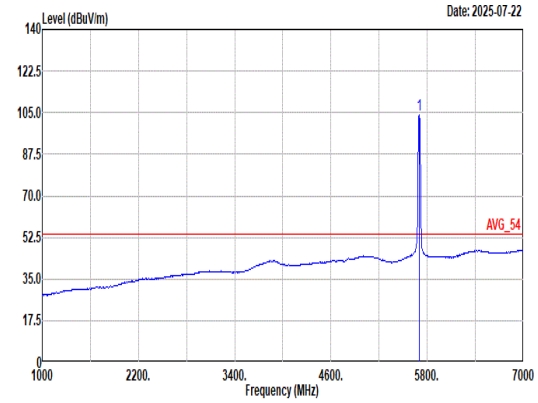 Site : 03CH23-HY Condition: AVG_54 3m DRH18-E_LE2C05A18EN_250702 HORIZONTAL : RBW:1000.000kHz VBW:1.000kHz SWT:Auto Freq Level Limit Line Margin Read Level Ant Factor Cable Loss Preamp Factor Aux Factor APos TPos Remark MHz dBuV/m dBuV/m dB dBuV dB/m dB dB dB cm deg 1 5700.00 104.05 ------ ------ 89.61 33.79 11.19 34.45 3.91 101 106 Average

Mode	20	
	Band Edge	
	U-NII-2C_5.47-5.725_802.11ax HE20_CH140_Full RU_5700MHz	
ANT	1	
Pol.	Vertical	Fundamental
Peak	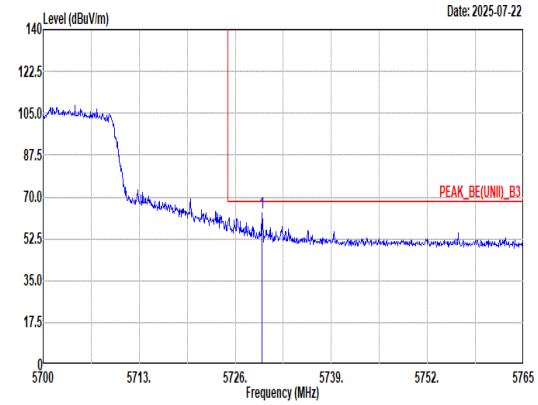 Site : 03CH23-HY Condition: PEAK_BE(UNII)_B3 3m DRH18-E_LE2C05A18EN_250702 VERTICAL : RBW:1000.000kHz VBW:3000.000kHz SWT:Auto Limit Read Ant Cable Preamp Aux APos TPos Freq Level Line Margin Level Factor Loss Factor Factor Remark MHz dBuV/m dBuV/m dB dBuV dB/m dB dB dB cm deg 1 5729.58 63.56 68.20 -4.64 48.97 33.92 11.21 34.45 3.91 369 181 Peak	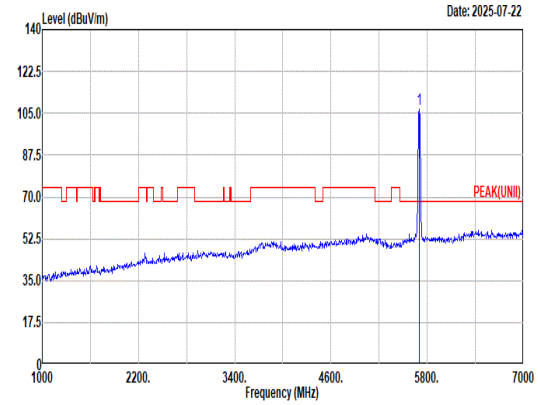 Site : 03CH23-HY Condition: PEAK(UNII) 3m DRH18-E_LE2C05A18EN_250702 VERTICAL : RBW:1000.000kHz VBW:3000.000kHz SWT:Auto Limit Read Ant Cable Preamp Aux APos TPos Freq Level Line Margin Level Factor Loss Factor Factor Remark MHz dBuV/m dBuV/m dB dBuV dB/m dB dB dB cm deg 1 5700.00 106.85 ------ ------ 92.41 33.79 11.19 34.45 3.91 369 181 Peak
Avg	Blank	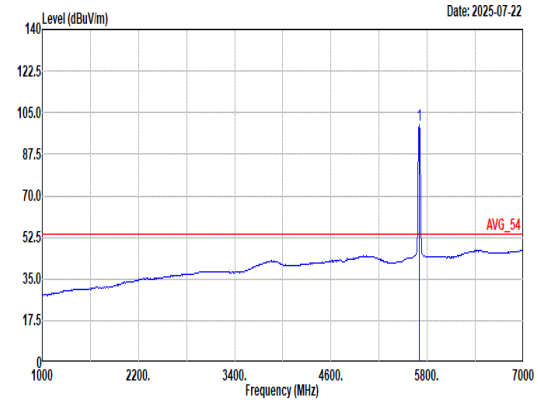 Site : 03CH23-HY Condition: AVG_54 3m DRH18-E_LE2C05A18EN_250702 VERTICAL : RBW:1000.000kHz VBW:1.000kHz SWT:Auto Limit Read Ant Cable Preamp Aux APos TPos Freq Level Line Margin Level Factor Loss Factor Factor Remark MHz dBuV/m dBuV/m dB dBuV dB/m dB dB dB cm deg 1 5700.00 99.71 ------ ------ 85.27 33.79 11.19 34.45 3.91 369 181 Average

Mode	20	
	Harmonic	
	U-NII-2C_5.47-5.725_802.11ax HE20_CH140_Full RU_5700MHz	
ANT	1	
Pol.	Horizontal	Vertical
Peak Avg	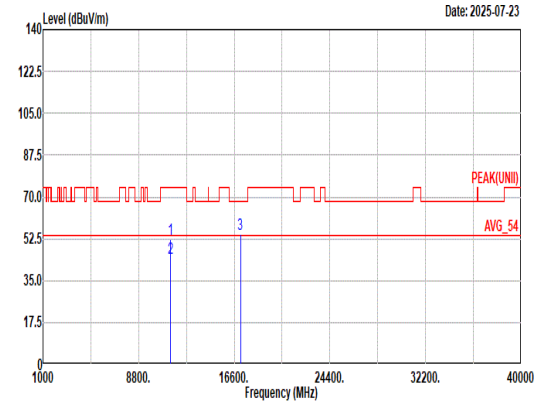 Site : 03CH23-HY Condition: PEAK(UNII) 3m DRH18-E_LE2C05A18EN_250702 HORIZONTAL Freq Level Limit Line Margin Read Level Ant Factor Cable Loss Preamp Factor Aux Factor APos TPos Remark MHz dBuV/m dBuV/m dB dBuV dB/m dB dB dB cm deg 1 11400.00 52.33 74.00 -21.67 36.03 38.50 15.64 40.10 2.26 100 157 Peak 2 11400.00 44.29 54.00 -9.71 27.99 38.50 15.64 40.10 2.26 100 157 Average 3 17100.00 54.43 68.20 -13.77 38.38 40.30 19.15 46.35 2.95 -- -- Peak	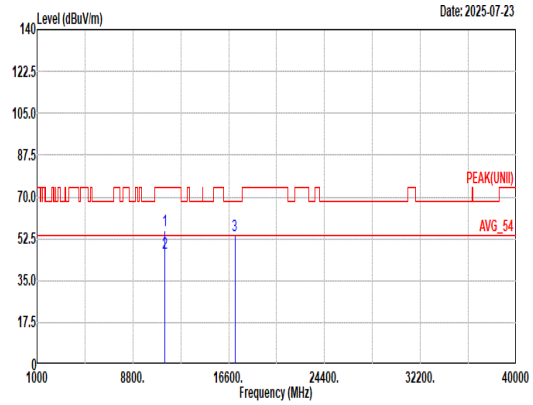 Site : 03CH23-HY Condition: PEAK(UNII) 3m DRH18-E_LE2C05A18EN_250702 VERTICAL Freq Level Limit Line Margin Read Level Ant Factor Cable Loss Preamp Factor Aux Factor APos TPos Remark MHz dBuV/m dBuV/m dB dBuV dB/m dB dB dB cm deg 1 11400.00 56.09 74.00 -17.91 39.79 38.50 15.64 40.10 2.26 100 159 Peak 2 11400.00 46.60 54.00 -7.40 30.30 38.50 15.64 40.10 2.26 100 159 Average 3 17100.00 53.87 68.20 -14.33 37.82 40.30 19.15 46.35 2.95 -- -- Peak

Mode	21	
	Band Edge	
	U-NII-2C_5.47-5.725_802.11ax HE20_CH100_Partial RU106/53_5500MHz	
ANT	1	
Pol.	Horizontal	Fundamental
Peak	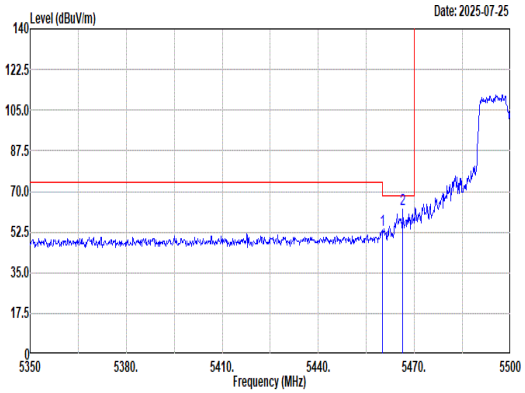 Site : 03CH23-HY Condition: PEAK_BE(UNII)_B3 3m DRH18-E_LE2C05A18EN_250702 HORIZONTAL : RBW:1000.000kHz VBW:3000.000kHz SWT:Auto Freq Level Limit Line Margin Read Level Ant Factor Cable Loss Preamp Factor Aux Factor APos TPos Remark MHz dBuV/m dBuV/m dB dBuV dB/m dB dB dB cm deg 1 5459.95 53.14 74.00 -20.86 40.03 32.72 10.91 34.34 3.82 248 247 Peak 2 5466.40 62.25 68.20 -5.95 49.13 32.73 10.93 34.36 3.82 248 247 Peak	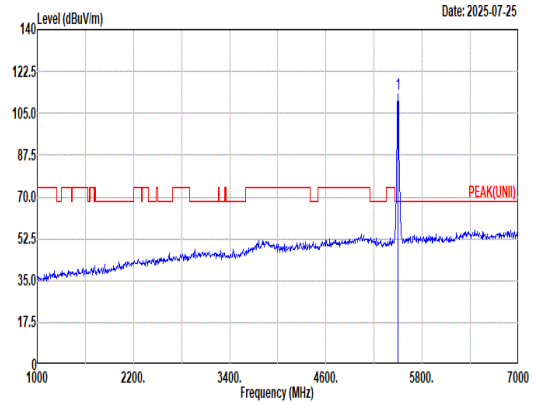 Site : 03CH23-HY Condition: PEAK(UNII) 3m DRH18-E_LE2C05A18EN_250702 HORIZONTAL : RBW:1000.000kHz VBW:3000.000kHz SWT:Auto Freq Level Limit Line Margin Read Level Ant Factor Cable Loss Preamp Factor Aux Factor APos TPos Remark MHz dBuV/m dBuV/m dB dBuV dB/m dB dB dB cm deg 1 5500.00 113.02 ------ ------ 99.84 32.80 10.98 34.44 3.84 248 247 Peak
Avg	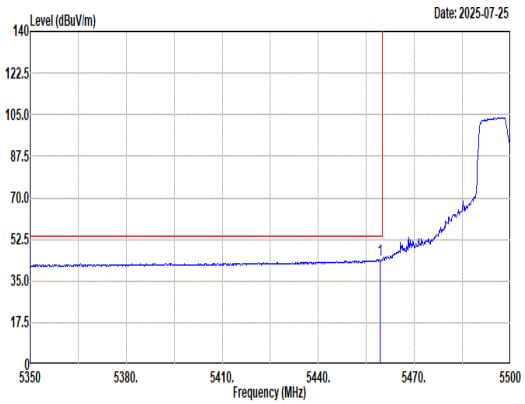 Site : 03CH23-HY Condition: AVG_BE(UNII)_B3 3m DRH18-E_LE2C05A18EN_250702 HORIZONTAL : RBW:1000.000kHz VBW:2.400kHz SWT:Auto Freq Level Limit Line Margin Read Level Ant Factor Cable Loss Preamp Factor Aux Factor APos TPos Remark MHz dBuV/m dBuV/m dB dBuV dB/m dB dB dB cm deg 1 5459.35 43.93 54.00 -10.07 30.82 32.72 10.91 34.34 3.82 248 247 Average	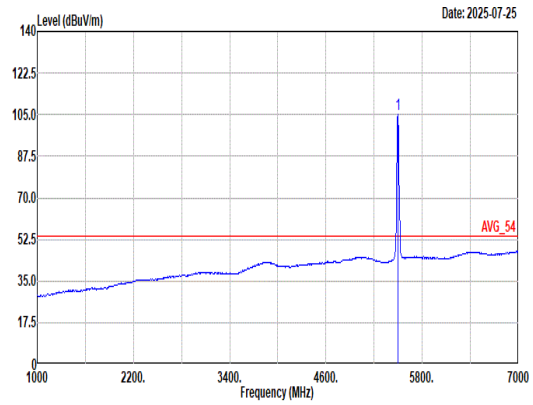 Site : 03CH23-HY Condition: AVG_54 3m DRH18-E_LE2C05A18EN_250702 HORIZONTAL : RBW:1000.000kHz VBW:2.400kHz SWT:Auto Freq Level Limit Line Margin Read Level Ant Factor Cable Loss Preamp Factor Aux Factor APos TPos Remark MHz dBuV/m dBuV/m dB dBuV dB/m dB dB dB cm deg 1 5500.00 104.91 ------ ------ 91.73 32.79 10.97 34.42 3.84 248 247 Average

Mode	21	
	Band Edge	
	U-NII-2C_5.47-5.725_802.11ax HE20_CH100_Partial RU106/53_5500MHz	
ANT	1	
Pol.	Vertical	Fundamental
Peak	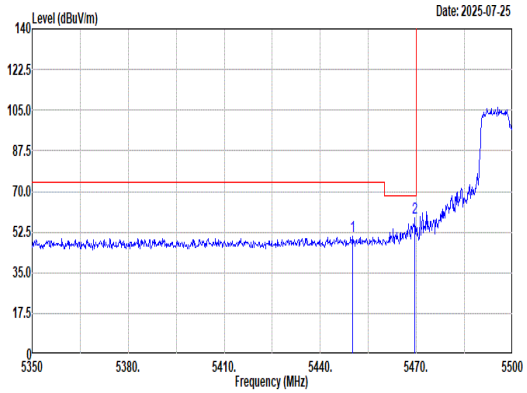 Site : 03CH23-HY Condition: PEAK_BE(UNII)_B3 3m DRH18-E_LE2C05A18EN_250702 VERTICAL : RBW:1000.000kHz VBW:3000.000kHz SWT:Auto Freq Level Limit Line Margin Read Level Ant Factor Cable Loss Preamp Factor Aux Factor APos TPos Remark MHz dBuV/m dBuV/m dB dBuV dB/m dB dB dB cm deg 1 5450.20 50.48 74.00 -23.52 37.39 32.70 10.90 34.32 3.81 110 272 Peak 2 5469.55 58.73 68.20 -9.47 45.60 32.74 10.93 34.36 3.82 110 272 Peak	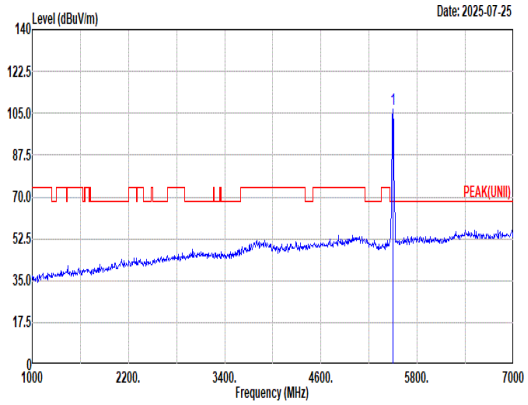 Site : 03CH23-HY Condition: PEAK(UNII) 3m DRH18-E_LE2C05A18EN_250702 VERTICAL : RBW:1000.000kHz VBW:3000.000kHz SWT:Auto Freq Level Limit Line Margin Read Level Ant Factor Cable Loss Preamp Factor Aux Factor APos TPos Remark MHz dBuV/m dBuV/m dB dBuV dB/m dB dB dB cm deg 1 5500.00 106.87 ------ ------ 93.69 32.79 10.97 34.42 3.84 110 272 Peak
Avg	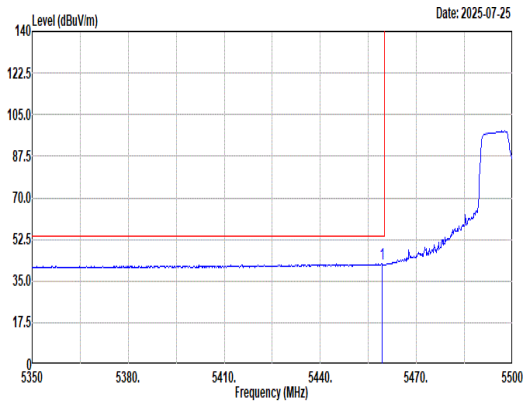 Site : 03CH23-HY Condition: AVG_BE(UNII)_B3 3m DRH18-E_LE2C05A18EN_250702 VERTICAL : RBW:1000.000kHz VBW:2.400kHz SWT:Auto Freq Level Limit Line Margin Read Level Ant Factor Cable Loss Preamp Factor Aux Factor APos TPos Remark MHz dBuV/m dBuV/m dB dBuV dB/m dB dB dB cm deg 1 5459.20 42.29 54.00 -11.71 29.18 32.72 10.91 34.34 3.82 110 272 Average	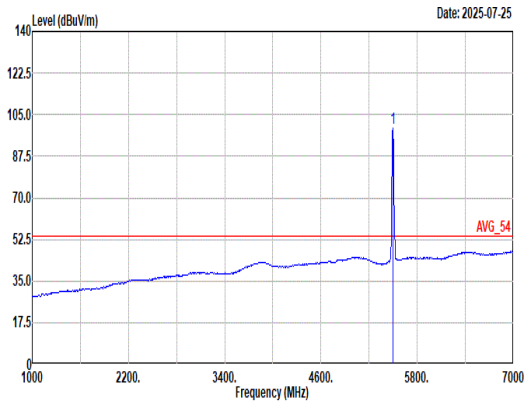 Site : 03CH23-HY Condition: AVG_54 3m DRH18-E_LE2C05A18EN_250702 VERTICAL : RBW:1000.000kHz VBW:2.400kHz SWT:Auto Freq Level Limit Line Margin Read Level Ant Factor Cable Loss Preamp Factor Aux Factor APos TPos Remark MHz dBuV/m dBuV/m dB dBuV dB/m dB dB dB cm deg 1 5500.00 99.18 ------ ------ 86.00 32.80 10.98 34.44 3.84 110 272 Average

Mode	22	
	Band Edge - L	
	U-NII-2C_5.47-5.725_802.11a_CH144_5720MHz	
ANT	1	
Pol.	Horizontal	Fundamental
Peak	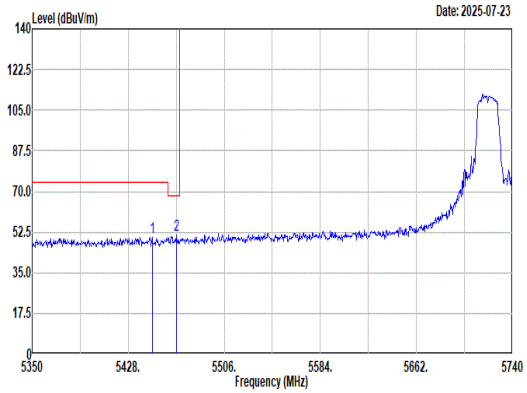 Site : 03CH23-HY Condition: STRADDLES U-NII-1&2A 3m DRH18-E_LE2C05A18EN_250702 HORIZONTAL : RBW:1000.000kHz VBW:3000.000kHz SWT:Auto Freq Level Limit Line Margin Read Level Ant Factor Cable Loss Preamp Factor Aux Factor APos TPos Remark MHz dBuV/m dBuV/m dB dBuV dB/m dB dB dB cm deg 1 5447.50 50.43 74.00 -23.57 37.35 32.69 10.89 34.31 3.81 100 107 Peak 2 5467.39 51.25 68.20 -16.95 38.13 32.73 10.93 34.36 3.82 100 107 Peak	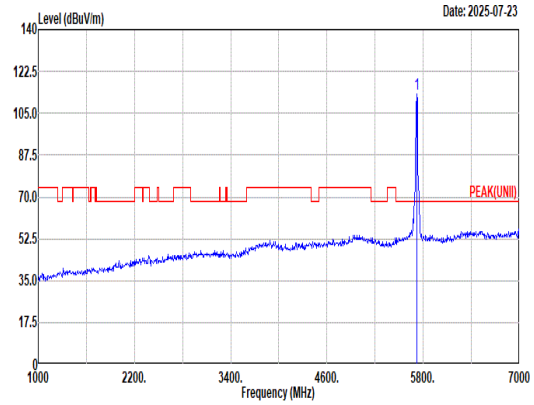 Site : 03CH23-HY Condition: PEAK(UNII) 3m DRH18-E_LE2C05A18EN_250702 HORIZONTAL : RBW:1000.000kHz VBW:3000.000kHz SWT:Auto Freq Level Limit Line Margin Read Level Ant Factor Cable Loss Preamp Factor Aux Factor APos TPos Remark MHz dBuV/m dBuV/m dB dBuV dB/m dB dB dB cm deg 1 5720.00 112.97 ------ ------ 98.42 33.89 11.20 34.45 3.91 100 107 Peak
Avg	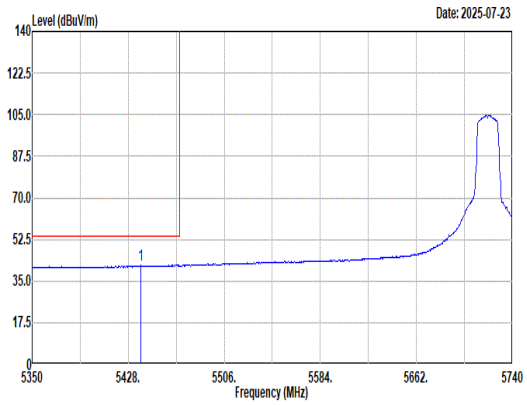 Site : 03CH23-HY Condition: U-NII-1&2A AVERAGE 3m DRH18-E_LE2C05A18EN_250702 HORIZONTAL : RBW:1000.000kHz VBW:0.750kHz SWT:Auto Freq Level Limit Line Margin Read Level Ant Factor Cable Loss Preamp Factor Aux Factor APos TPos Remark MHz dBuV/m dBuV/m dB dBuV dB/m dB dB dB cm deg 1 5438.14 41.51 54.00 -12.49 28.44 32.68 10.88 34.29 3.80 100 107 Average	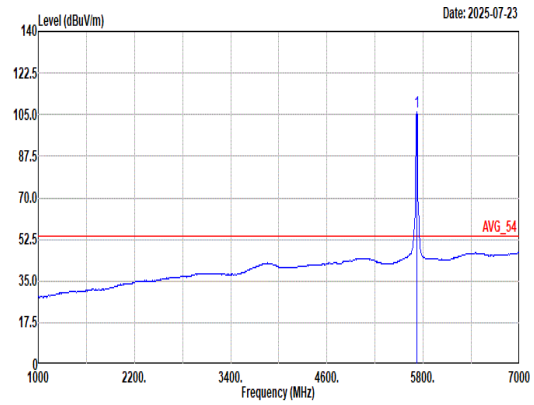 Site : 03CH23-HY Condition: AVG_54 3m DRH18-E_LE2C05A18EN_250702 HORIZONTAL : RBW:1000.000kHz VBW:0.750kHz SWT:Auto Freq Level Limit Line Margin Read Level Ant Factor Cable Loss Preamp Factor Aux Factor APos TPos Remark MHz dBuV/m dBuV/m dB dBuV dB/m dB dB dB cm deg 1 5720.00 106.31 ------ ------ 91.79 33.86 11.20 34.45 3.91 100 107 Average

Mode	22	
	Band Edge - R	
	U-NII-2C_5.47-5.725_802.11a_CH144_5720MHz	
ANT	1	
Pol.	Horizontal	Fundamental
Peak	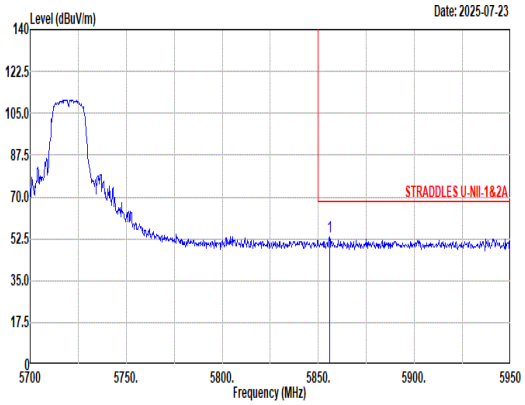 Site : 03CH23-HY Condition: STRADDLES U-NII-1&2A 3m DRH18-E_LE2C05A18EN_250702 HORIZONTAL : RBW:1000.000kHz VBW:3000.000kHz SWT:Auto Limit Read Ant Cable Preamp Aux APos TPos Freq Level Line Margin Level Factor Loss Factor Factor Remark MHz dBuV/m dBuV/m dB dBuV dB/m dB dB dB cm deg 1 5855.75 53.11 68.20 -15.09 38.30 34.09 11.28 34.46 3.90 100 107 Peak	Blank

Mode	22	
	Band Edge - L	
	U-NII-2C_5.47-5.725_802.11a_CH144_5720MHz	
ANT	1	
Pol.	Vertical	Fundamental
Peak	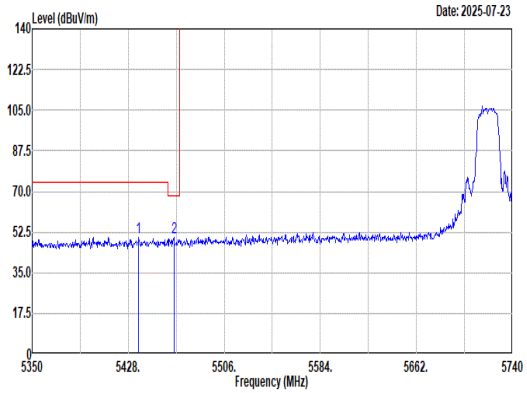 Site : 03CH23-HY Condition: STRADDLES U-NII-1&2A 3m DRH18-E_LE2C05A18EN_250702 VERTICAL : RBW:1000.000kHz VBW:3000.000kHz SWT:Auto Freq Level Limit Line Margin Read Level Ant Factor Cable Loss Preamp Factor Aux Factor APos TPos Remark MHz dBuV/m dBuV/m dB dBuV dB/m dB dB dB cm deg 1 5436.58 50.08 74.00 -23.92 37.02 32.67 10.87 34.28 3.80 396 144 Peak 2 5465.05 50.16 68.20 -18.04 37.04 32.73 10.92 34.35 3.82 396 144 Peak	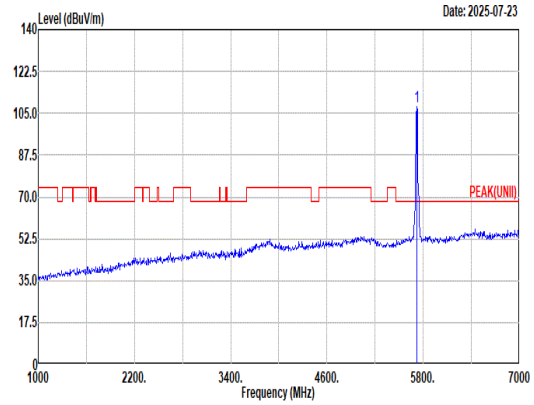 Site : 03CH23-HY Condition: PEAK(UNII) 3m DRH18-E_LE2C05A18EN_250702 VERTICAL : RBW:1000.000kHz VBW:3000.000kHz SWT:Auto Freq Level Limit Line Margin Read Level Ant Factor Cable Loss Preamp Factor Aux Factor APos TPos Remark MHz dBuV/m dBuV/m dB dBuV dB/m dB dB dB cm deg 1 5720.00 107.87 ------ ------ 93.35 33.86 11.20 34.45 3.91 396 144 Peak
Avg	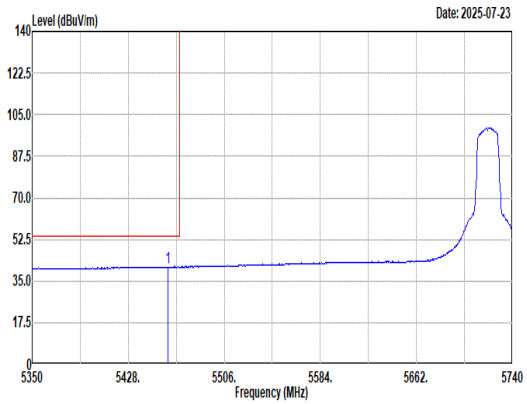 Site : 03CH23-HY Condition: U-NII-1&2A AVERAGE 3m DRH18-E_LE2C05A18EN_250702 VERTICAL : RBW:1000.000kHz VBW:0.750kHz SWT:Auto Freq Level Limit Line Margin Read Level Ant Factor Cable Loss Preamp Factor Aux Factor APos TPos Remark MHz dBuV/m dBuV/m dB dBuV dB/m dB dB dB cm deg 1 5459.98 40.94 54.00 -13.06 27.83 32.72 10.91 34.34 3.82 396 144 Average	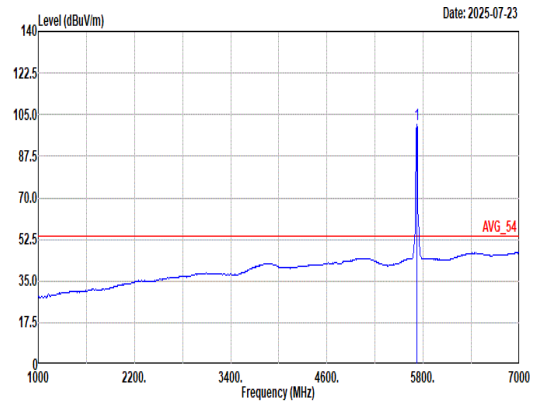 Site : 03CH23-HY Condition: AVG_54 3m DRH18-E_LE2C05A18EN_250702 VERTICAL : RBW:1000.000kHz VBW:0.750kHz SWT:Auto Freq Level Limit Line Margin Read Level Ant Factor Cable Loss Preamp Factor Aux Factor APos TPos Remark MHz dBuV/m dBuV/m dB dBuV dB/m dB dB dB cm deg 1 5720.00 101.10 ------ ------ 86.55 33.89 11.20 34.45 3.91 396 144 Average

Mode	22	
	Band Edge - R	
	U-NII-2C_5.47-5.725_802.11a_CH144_5720MHz	
ANT	1	
Pol.	Vertical	Fundamental
Peak	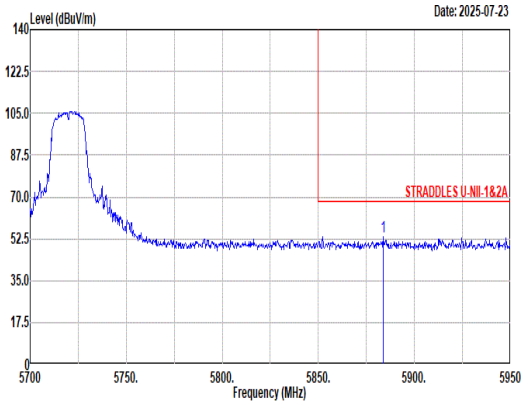 Site : 03CH23-HY Condition: STRADDLES U-NII-1&2A 3m DRH18-E_LE2C05A18EN_250702 VERTICAL : RBW:1000.000kHz VBW:3000.000kHz SWT:Auto Limit Read Ant Cable Preamp Aux APos TPos Freq Level Line Margin Level Factor Loss Factor Factor Remark MHz dBuV/m dBuV/m dB dBuV dB/m dB dB dB cm deg 1 5883.75 53.20 68.20 -15.00 38.43 34.03 11.31 34.46 3.89 396 144 Peak	Blank

Mode	22	
	Harmonic	
	U-NII-2C_5.47-5.725_802.11a_CH144_5720MHz	
ANT	1	
Pol.	Horizontal	Vertical
Peak Avg	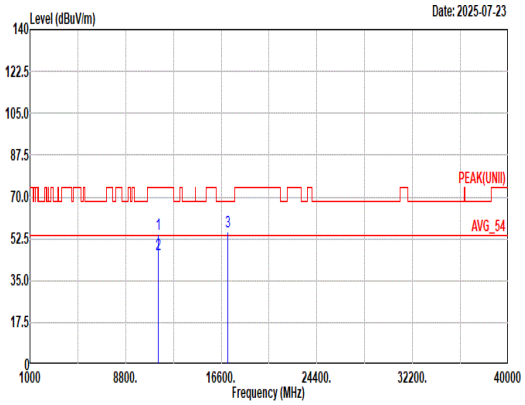 Site : 03CH23-HY Condition: PEAK(UNII) 3m DRH18-E_LE2C05A18EN_250702 HORIZONTAL Freq Level Limit Line Margin Read Level Ant Factor Cable Loss Preamp Factor Aux Factor APos TPos Remark MHz dBuV/m dBuV/m dB dBuV dB/m dB dB dB cm deg 1 11440.00 54.32 74.00 -19.68 37.94 38.58 15.66 40.12 2.26 100 157 Peak 2 11440.00 45.91 54.00 -8.09 29.53 38.58 15.66 40.12 2.26 100 157 Average 3 17160.00 55.32 68.20 -12.88 39.33 40.18 19.20 46.36 2.97 -- -- Peak	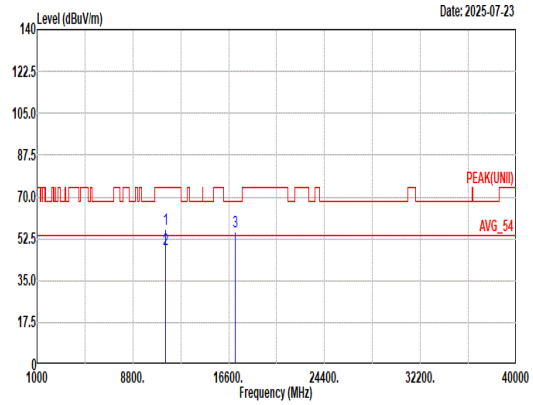 Site : 03CH23-HY Condition: PEAK(UNII) 3m DRH18-E_LE2C05A18EN_250702 VERTICAL Freq Level Limit Line Margin Read Level Ant Factor Cable Loss Preamp Factor Aux Factor APos TPos Remark MHz dBuV/m dBuV/m dB dBuV dB/m dB dB dB cm deg 1 11440.00 56.75 74.00 -17.25 40.37 38.58 15.66 40.12 2.26 100 159 Peak 2 11440.00 48.22 54.00 -5.78 31.84 38.58 15.66 40.12 2.26 100 159 Average 3 17160.00 55.33 68.20 -12.87 39.34 40.18 19.20 46.36 2.97 -- -- Peak

Mode	23	
	Band Edge - L	
	U-NII-2C_5.47-5.725_802.11ax HE20_CH144_5720MHz	
ANT	1	
Pol.	Horizontal	Fundamental
Peak	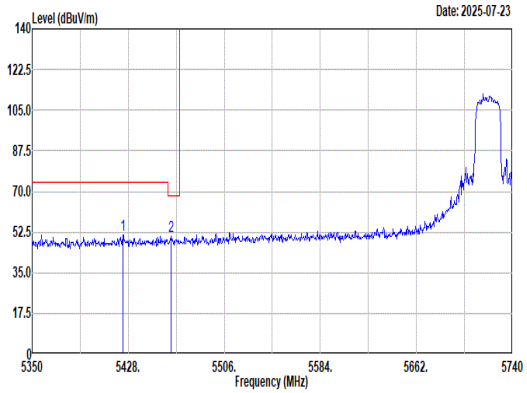 Site : 03CH23-HY Condition: STRADDLES U-NII-1&2A 3m DRH18-E_LE2C05A18EN_250702 HORIZONTAL : RBW:1000.000kHz VBW:3000.000kHz SWT:Auto Freq Level Limit Line Margin Read Level Ant Factor Cable Loss Preamp Factor Aux Factor APos TPos Remark MHz dBuV/m dBuV/m dB dBuV dB/m dB dB dB cm deg 1 5423.71 51.21 74.00 -22.79 38.17 32.65 10.85 34.25 3.79 100 124 Peak 2 5462.71 50.45 68.20 -17.75 37.33 32.73 10.92 34.35 3.82 100 124 Peak	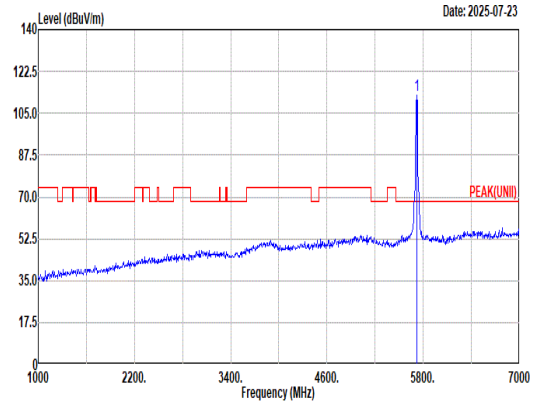 Site : 03CH23-HY Condition: PEAK(UNII) 3m DRH18-E_LE2C05A18EN_250702 HORIZONTAL : RBW:1000.000kHz VBW:3000.000kHz SWT:Auto Freq Level Limit Line Margin Read Level Ant Factor Cable Loss Preamp Factor Aux Factor APos TPos Remark MHz dBuV/m dBuV/m dB dBuV dB/m dB dB dB cm deg 1 5720.00 112.55 ------ ------ 98.03 33.86 11.20 34.45 3.91 100 124 Peak
Avg	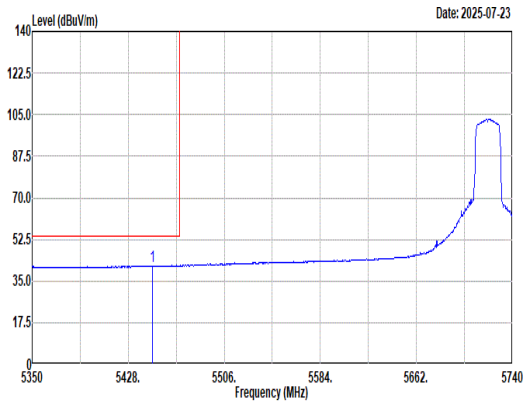 Site : 03CH23-HY Condition: U-NII-1&2A AVERAGE 3m DRH18-E_LE2C05A18EN_250702 HORIZONTAL : RBW:1000.000kHz VBW:1.000kHz SWT:Auto Freq Level Limit Line Margin Read Level Ant Factor Cable Loss Preamp Factor Aux Factor APos TPos Remark MHz dBuV/m dBuV/m dB dBuV dB/m dB dB dB cm deg 1 5447.50 41.37 54.00 -12.63 28.29 32.69 10.89 34.31 3.81 100 124 Average	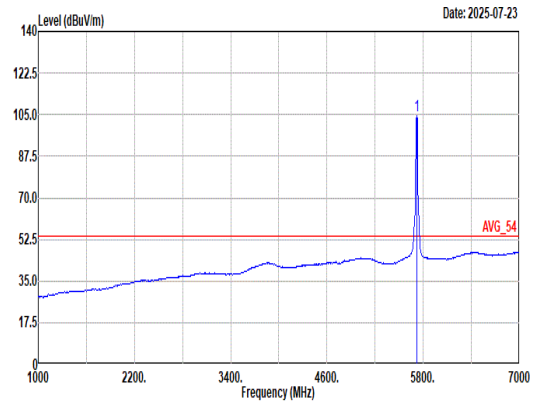 Site : 03CH23-HY Condition: AVG_54 3m DRH18-E_LE2C05A18EN_250702 HORIZONTAL : RBW:1000.000kHz VBW:1.000kHz SWT:Auto Freq Level Limit Line Margin Read Level Ant Factor Cable Loss Preamp Factor Aux Factor APos TPos Remark MHz dBuV/m dBuV/m dB dBuV dB/m dB dB dB cm deg 1 5720.00 104.72 ------ ------ 90.17 33.89 11.20 34.45 3.91 100 124 Average

Mode	23	
	Band Edge - R	
	U-NII-2C_5.47-5.725_802.11ax HE20_CH144_5720MHz	
ANT	1	
Pol.	Horizontal	Fundamental
Peak	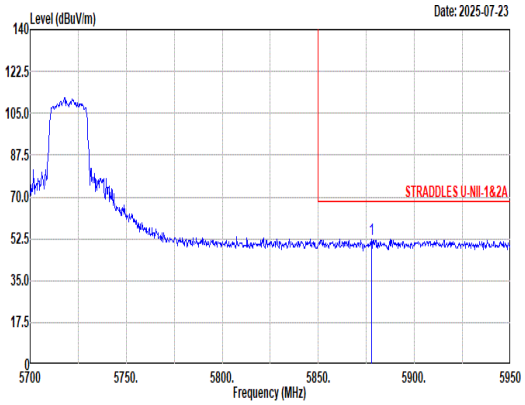 Site : 03CH23-HY Condition: STRADDLES U-NII-1&2A 3m DRH18-E_LE2C05A18EN_250702 HORIZONTAL : RBW:1000.000kHz VBW:3000.000kHz SWT:Auto Limit Read Ant Cable Preamp Aux APos TPos Freq Level Line Margin Level Factor Loss Factor Factor Remark MHz dBuV/m dBuV/m dB dBuV dB/m dB dB dB cm deg 1 5877.75 52.30 68.20 -15.90 37.53 34.04 11.30 34.46 3.89 100 124 Peak	Blank

Mode	23	
	Band Edge - L	
	U-NII-2C_5.47-5.725_802.11ax HE20_CH144_5720MHz	
ANT	1	
Pol.	Vertical	Fundamental
Peak	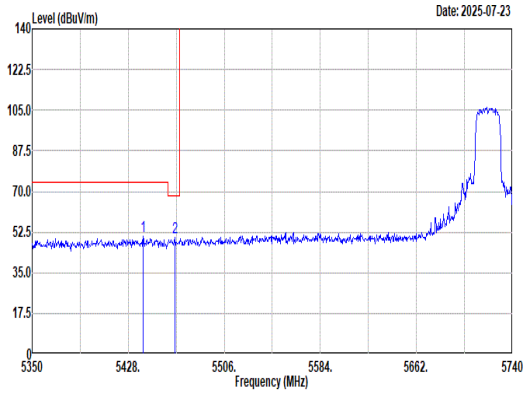 Site : 03CH23-HY Condition: STRADDLES U-NII-1&2A 3m DRH18-E_LE2C05A18EN_250702 VERTICAL : RBW:1000.000kHz VBW:3000.000kHz SWT:Auto Freq Level Limit Line Margin Read Level Ant Factor Cable Loss Preamp Factor Aux Factor APos TPos Remark MHz dBuV/m dBuV/m dB dBuV dB/m dB dB dB cm deg 1 5440.09 50.97 74.00 -23.03 37.90 32.68 10.88 34.29 3.80 400 143 Peak 2 5465.83 49.96 68.20 -18.24 36.83 32.73 10.93 34.35 3.82 400 143 Peak	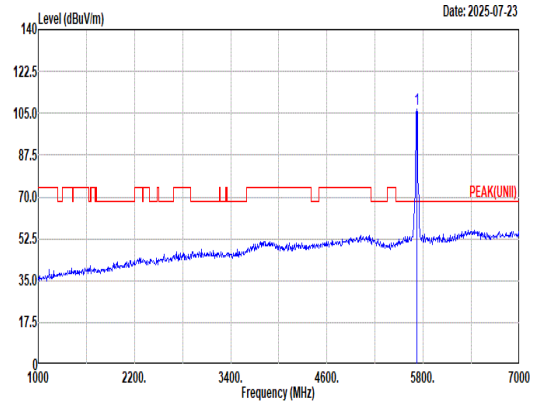 Site : 03CH23-HY Condition: PEAK(UNII) 3m DRH18-E_LE2C05A18EN_250702 VERTICAL : RBW:1000.000kHz VBW:3000.000kHz SWT:Auto Freq Level Limit Line Margin Read Level Ant Factor Cable Loss Preamp Factor Aux Factor APos TPos Remark MHz dBuV/m dBuV/m dB dBuV dB/m dB dB dB cm deg 1 5720.00 106.68 ------ ------ 92.16 33.86 11.20 34.45 3.91 400 143 Peak
Avg	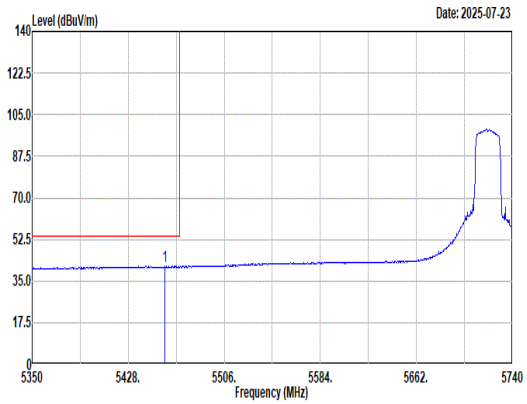 Site : 03CH23-HY Condition: U-NII-1&2A AVERAGE 3m DRH18-E_LE2C05A18EN_250702 VERTICAL : RBW:1000.000kHz VBW:1.000kHz SWT:Auto Freq Level Limit Line Margin Read Level Ant Factor Cable Loss Preamp Factor Aux Factor APos TPos Remark MHz dBuV/m dBuV/m dB dBuV dB/m dB dB dB cm deg 1 5458.03 41.05 54.00 -12.95 27.95 32.72 10.91 34.34 3.81 400 143 Average	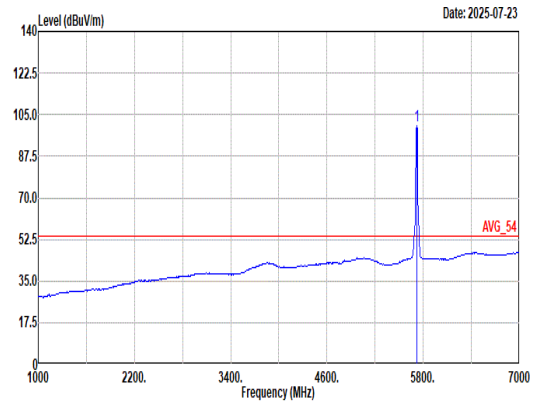 Site : 03CH23-HY Condition: AVG_54 3m DRH18-E_LE2C05A18EN_250702 VERTICAL : RBW:1000.000kHz VBW:1.000kHz SWT:Auto Freq Level Limit Line Margin Read Level Ant Factor Cable Loss Preamp Factor Aux Factor APos TPos Remark MHz dBuV/m dBuV/m dB dBuV dB/m dB dB dB cm deg 1 5720.00 100.45 ------ ------ 85.90 33.89 11.20 34.45 3.91 400 143 Average

Mode	23	
	Band Edge - R	
	U-NII-2C_5.47-5.725_802.11ax HE20_CH144_5720MHz	
ANT	1	
Pol.	Vertical	Fundamental
Peak	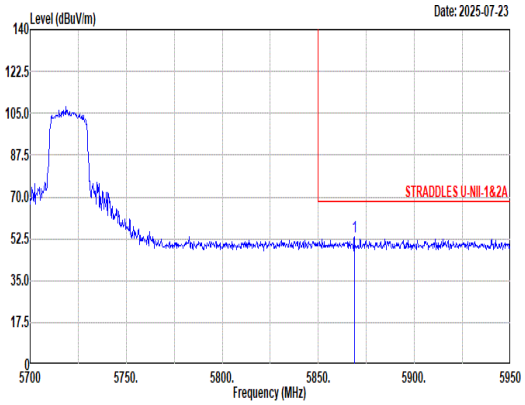 Site : 03CH23-HY Condition: STRADDLES U-NII-1&2A 3m DRH18-E_LE2C05A18EN_250702 VERTICAL : RBW:1000.000kHz VBW:3000.000kHz SWT:Auto Limit Read Ant Cable Preamp Aux APos TPos Freq Level Line Margin Level Factor Loss Factor Factor Remark MHz dBuV/m dBuV/m dB dBuV dB/m dB dB dB cm deg 1 5868.75 53.17 68.20 -15.03 38.37 34.06 11.30 34.46 3.90 400 143 Peak	Blank

Mode	23	
	Harmonic	
	U-NII-2C_5.47-5.725_802.11ax HE20_CH144_5720MHz	
ANT	1	
Pol.	Horizontal	Vertical
Peak Avg	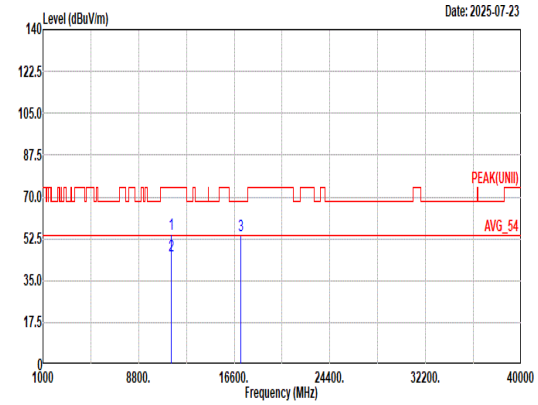 Site : 03CH23-HY Condition: PEAK(UNII) 3m DRH18-E_LE2C05A18EN_250702 HORIZONTAL Freq Level Limit Line Margin Read Level Ant Factor Cable Loss Preamp Factor Aux Factor APos TPos Remark MHz dBuV/m dBuV/m dB dBuV dB/m dB dB dB cm deg 1 11440.00 54.55 74.00 -19.45 38.17 38.58 15.66 40.12 2.26 100 156 Peak 2 11440.00 45.61 54.00 -8.39 29.23 38.58 15.66 40.12 2.26 100 156 Average 3 17160.00 53.74 68.20 -14.46 37.75 40.18 19.20 46.36 2.97 -- -- Peak	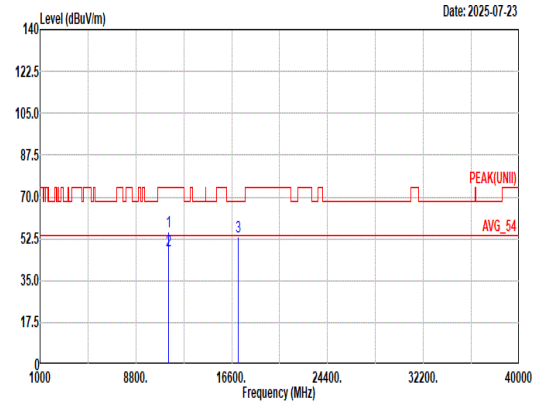 Site : 03CH23-HY Condition: PEAK(UNII) 3m DRH18-E_LE2C05A18EN_250702 VERTICAL Freq Level Limit Line Margin Read Level Ant Factor Cable Loss Preamp Factor Aux Factor APos TPos Remark MHz dBuV/m dBuV/m dB dBuV dB/m dB dB dB cm deg 1 11440.00 55.48 74.00 -18.52 39.10 38.58 15.66 40.12 2.26 100 161 Peak 2 11440.00 47.71 54.00 -6.29 31.33 38.58 15.66 40.12 2.26 100 161 Average 3 17160.00 53.42 68.20 -14.78 37.43 40.18 19.20 46.36 2.97 -- -- Peak

Mode	24	
	LF	
	U-NII-2C_5.47-5.725_802.11ax HE20_CH116_Full RU_5580MHz	
ANT	1	
Pol.	Horizontal	Vertical
QP/ Peak	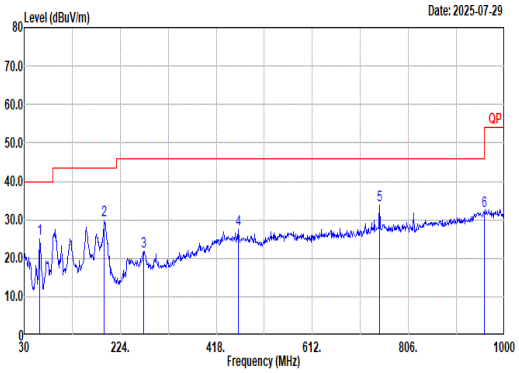 Site : 03CH23-HY Condition: QP 3m CBL6111D_62028 & 003_241127 HORIZONTAL	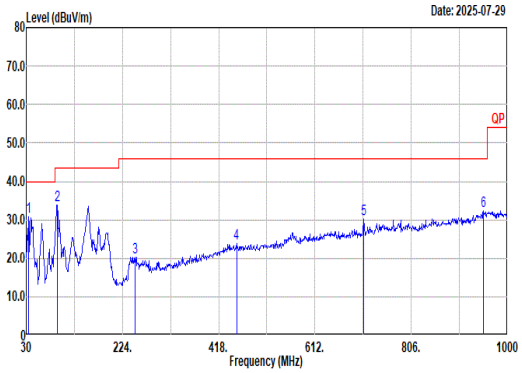 Site : 03CH23-HY Condition: QP 3m CBL6111D_62028 & 003_241127 VERTICAL

Horizontal:

	Freq	Level	Limit Line	Margin	Read Level	Ant Factor	Cable Loss	Preamp Factor	Aux Factor	APos	TPos	Remark
	MHz	dBuV/m	dBuV/m	dB	dBuV	dB/m	dB	dB	dB	cm	deg	
1	62.01	24.94	40.00	-15.06	44.54	11.93	0.97	32.53	0.03	--	--	Peak
2	191.99	29.74	43.50	-13.76	45.50	14.91	1.77	32.50	0.06	--	--	Peak
3	271.53	21.66	46.00	-24.34	33.01	18.97	2.13	32.52	0.07	--	--	Peak
4	462.62	27.41	46.00	-18.59	33.78	23.33	2.87	32.66	0.09	--	--	Peak
5	747.80	33.82	46.00	-12.18	34.40	28.12	3.70	32.54	0.14	--	--	Peak
6	959.26	32.25	46.00	-13.75	27.67	31.16	4.26	31.05	0.21	--	--	Peak

Vertical:

Site : 03CH23-HY
Condition: QP 3m CBL6111D_62028 & 003_241127 VERTICAL

	Freq	Level	Limit Line	Margin	Read Level	Ant Factor	Cable Loss	Preamp Factor	Aux Factor	APos	TPos	Remark
	MHz	dBuV/m	dBuV/m	dB	dBuV	dB/m	dB	dB	dB	cm	deg	
1	34.85	30.69	40.00	-9.31	40.19	22.33	0.71	32.56	0.02	--	--	Peak
2	93.05	33.81	43.50	-9.69	49.91	15.16	1.20	32.51	0.05	--	--	Peak
3	249.22	20.34	46.00	-25.66	30.66	20.08	2.04	32.51	0.07	--	--	Peak
4	453.89	23.98	46.00	-22.02	30.57	23.16	2.83	32.66	0.08	--	--	Peak
5	709.97	30.22	46.00	-15.78	32.44	26.74	3.59	32.67	0.12	--	--	Peak
6	951.50	32.40	46.00	-13.60	28.14	30.92	4.27	31.13	0.20	--	--	Peak

Mode	65	
	Band Edge	
	U-NII-2A_5.25-5.35_802.11ac VHT20_CH64_5320MHz	
ANT	1	
Pol.	Horizontal	Fundamental
Peak	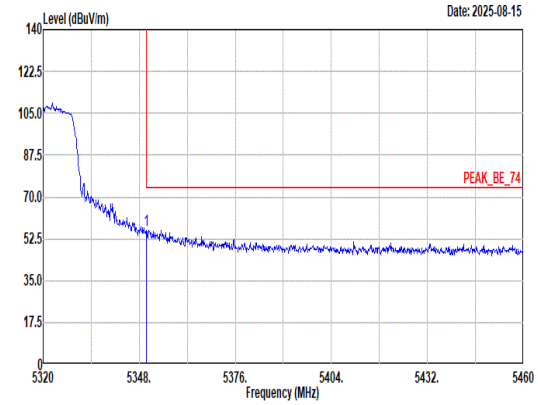 Site : 03CH23-HY Condition: PEAK_BE_74 3m DRH18-E_LE2C05A18EN_250702 HORIZONTAL : RBW:1000.000kHz VBW:3000.000kHz SWT:Auto Freq Level Limit Line Margin Read Level Ant Factor Cable Loss Preamp Factor Aux Factor APos TPos Remark MHz dBuV/m dBuV/m dB dBuV dB/m dB dB dB cm deg 1 5350.10 56.17 74.00 -17.83 43.50 32.50 10.76 34.07 3.48 100 109 Peak	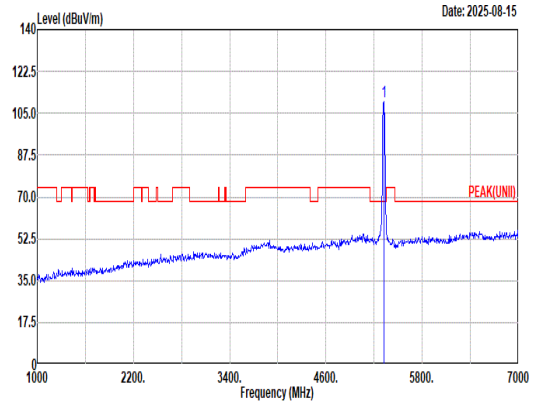 Site : 03CH23-HY Condition: PEAK(UNII) 3m DRH18-E_LE2C05A18EN_250702 HORIZONTAL : RBW:1000.000kHz VBW:3000.000kHz SWT:Auto Freq Level Limit Line Margin Read Level Ant Factor Cable Loss Preamp Factor Aux Factor APos TPos Remark MHz dBuV/m dBuV/m dB dBuV dB/m dB dB dB cm deg 1 5320.00 110.00 ------ ------ 97.26 32.55 10.73 34.01 3.47 100 109 Peak
Avg	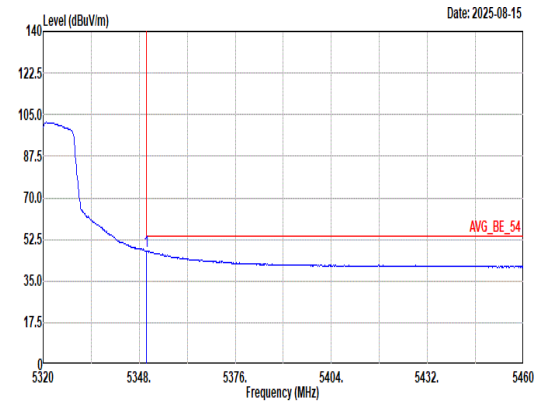 Site : 03CH23-HY Condition: AVG_BE_54 3m DRH18-E_LE2C05A18EN_250702 HORIZONTAL : RBW:1000.000kHz VBW:0.820kHz SWT:Auto Freq Level Limit Line Margin Read Level Ant Factor Cable Loss Preamp Factor Aux Factor APos TPos Remark MHz dBuV/m dBuV/m dB dBuV dB/m dB dB dB cm deg 1 5350.10 47.54 54.00 -6.46 34.87 32.50 10.76 34.07 3.48 100 109 Average	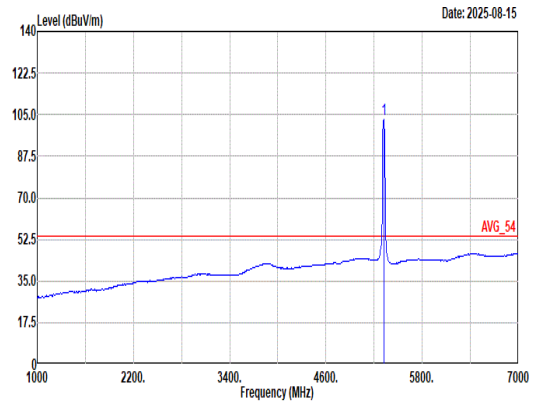 Site : 03CH23-HY Condition: AVG_54 3m DRH18-E_LE2C05A18EN_250702 HORIZONTAL : RBW:1000.000kHz VBW:0.820kHz SWT:Auto Freq Level Limit Line Margin Read Level Ant Factor Cable Loss Preamp Factor Aux Factor APos TPos Remark MHz dBuV/m dBuV/m dB dBuV dB/m dB dB dB cm deg 1 5320.00 103.11 ------ ------ 90.34 32.56 10.73 33.99 3.47 100 109 Average

Mode	65	
	Band Edge	
	U-NII-2A_5.25-5.35_802.11ac VHT20_CH64_5320MHz	
ANT	1	
Pol.	Vertical	Fundamental
Peak	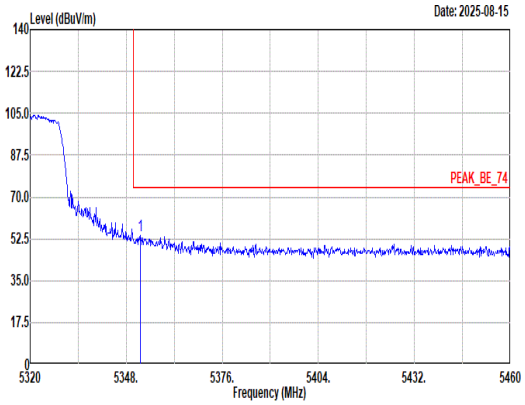 Site : 03CH23-HY Condition: PEAK_BE_74 3m DRH18-E_LE2C05A18EN_250702 VERTICAL : RBW:1000.000kHz VBW:3000.000kHz SWT:Auto Freq Level Limit Line Margin Read Level Ant Factor Cable Loss Preamp Factor Aux Factor APos TPos Remark MHz dBuV/m dBuV/m dB dBuV dB/m dB dB dB cm deg 1 5352.20 54.00 74.00 -20.00 41.33 32.50 10.76 34.07 3.48 100 89 Peak	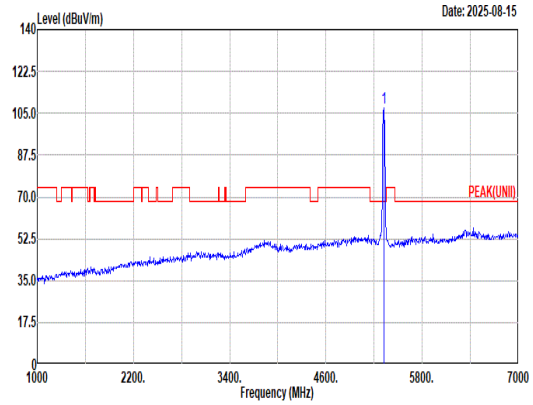 Site : 03CH23-HY Condition: PEAK(UNII) 3m DRH18-E_LE2C05A18EN_250702 VERTICAL : RBW:1000.000kHz VBW:3000.000kHz SWT:Auto Freq Level Limit Line Margin Read Level Ant Factor Cable Loss Preamp Factor Aux Factor APos TPos Remark MHz dBuV/m dBuV/m dB dBuV dB/m dB dB dB cm deg 1 5320.00 106.98 ------ ------ 94.21 32.56 10.73 33.99 3.47 100 89 Peak
Avg	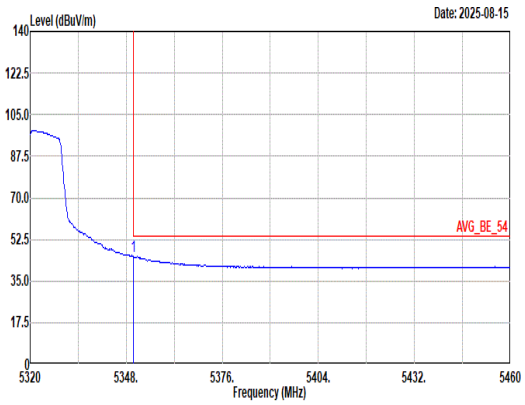 Site : 03CH23-HY Condition: AVG_BE_54 3m DRH18-E_LE2C05A18EN_250702 VERTICAL : RBW:1000.000kHz VBW:0.820kHz SWT:Auto Freq Level Limit Line Margin Read Level Ant Factor Cable Loss Preamp Factor Aux Factor APos TPos Remark MHz dBuV/m dBuV/m dB dBuV dB/m dB dB dB cm deg 1 5350.10 45.28 54.00 -8.72 32.61 32.50 10.76 34.07 3.48 100 89 Average	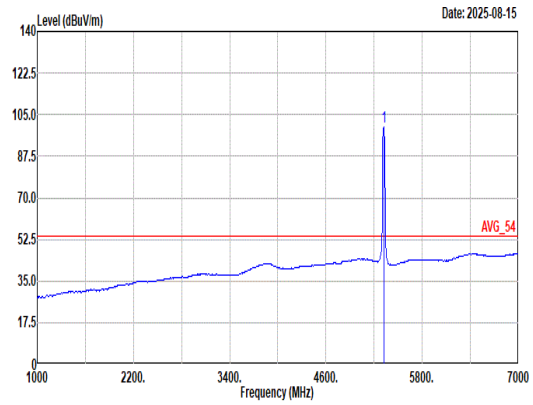 Site : 03CH23-HY Condition: AVG_54 3m DRH18-E_LE2C05A18EN_250702 VERTICAL : RBW:1000.000kHz VBW:0.820kHz SWT:Auto Freq Level Limit Line Margin Read Level Ant Factor Cable Loss Preamp Factor Aux Factor APos TPos Remark MHz dBuV/m dBuV/m dB dBuV dB/m dB dB dB cm deg 1 5320.00 99.73 ------ ------ 86.96 32.56 10.73 33.99 3.47 100 89 Average

Mode	65	
	Harmonic	
	U-NII-2A_5.25-5.35_802.11ac VHT20_CH64_5320MHz	
ANT	1	
Pol.	Horizontal	Vertical
Peak Avg	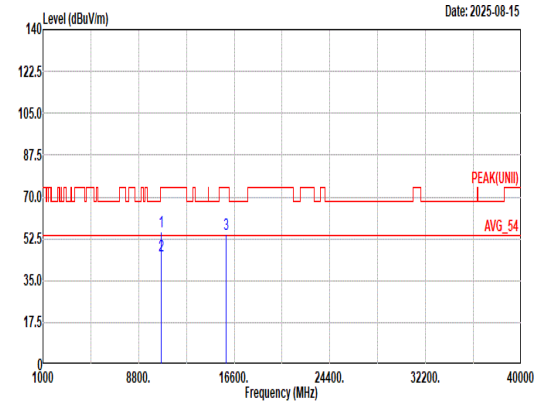 Site : 03CH23-HY Condition: PEAK(UNII) 3m DRH18-E_LE2C05A18EN_250702 HORIZONTAL Freq Level Limit Line Margin Read Level Ant Factor Cable Loss Preamp Factor Aux Factor APos TPos Remark MHz dBuV/m dBuV/m dB dBuV dB/m dB dB dB cm deg 1 10640.00 55.34 74.00 -18.66 39.65 37.80 15.10 39.38 2.17 193 126 Peak 2 10640.00 45.56 54.00 -8.44 29.87 37.80 15.10 39.38 2.17 193 126 Average 3 15960.00 54.45 74.00 -19.55 37.97 40.98 18.58 45.59 2.51 -- -- Peak	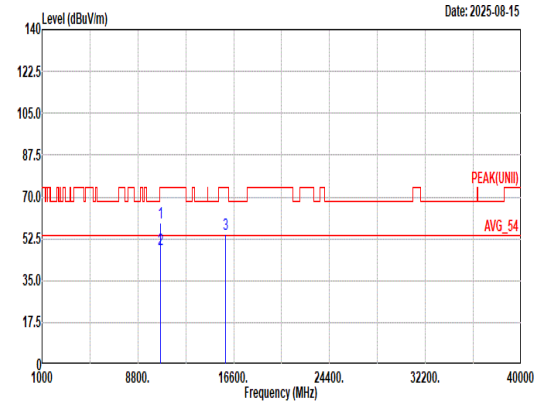 Site : 03CH23-HY Condition: PEAK(UNII) 3m DRH18-E_LE2C05A18EN_250702 VERTICAL Freq Level Limit Line Margin Read Level Ant Factor Cable Loss Preamp Factor Aux Factor APos TPos Remark MHz dBuV/m dBuV/m dB dBuV dB/m dB dB dB cm deg 1 10640.00 59.10 74.00 -14.90 43.41 37.80 15.10 39.38 2.17 100 155 Peak 2 10640.00 47.83 54.00 -6.17 32.14 37.80 15.10 39.38 2.17 100 155 Average 3 15960.00 54.48 74.00 -19.52 38.00 40.98 18.58 45.59 2.51 -- -- Peak

C2-1. Radiated Spurious Emission Test Modes

Mode	Band	Band (GHz)	Antenna	Modulation	Channel	Frequency	Data Rate	RU	Remark
Mode 33	U-NII-1	5.15-5.25	2	802.11a	36	5180	6Mbps	-	-
Mode 34	U-NII-1	5.15-5.25	2	802.11a	44	5220	6Mbps	-	-
Mode 35	U-NII-1	5.15-5.25	2	802.11a	48	5240	6Mbps	-	-
Mode 36	U-NII-1	5.15-5.25	2	802.11ax HE20	36	5180	MCS0	Full RU	-
Mode 37	U-NII-1	5.15-5.25	2	802.11ax HE20	44	5220	MCS0	Full RU	-
Mode 38	U-NII-1	5.15-5.25	2	802.11ax HE20	48	5240	MCS0	Full RU	-
Mode 39	U-NII-1	5.15-5.25	2	802.11ax HE20	36	5180	MCS0	Partial RU106/53	-
Mode 40	U-NII-2A	5.25-5.35	2	802.11a	52	5260	6Mbps	-	-
Mode 41	U-NII-2A	5.25-5.35	2	802.11a	60	5300	6Mbps	-	-
Mode 42	U-NII-2A	5.25-5.35	2	802.11a	64	5320	6Mbps	-	-
Mode 43	U-NII-2A	5.25-5.35	2	802.11ax HE20	52	5260	MCS0	Full RU	-
Mode 44	U-NII-2A	5.25-5.35	2	802.11ax HE20	60	5300	MCS0	Full RU	-
Mode 45	U-NII-2A	5.25-5.35	2	802.11ax HE20	64	5320	MCS0	Full RU	-
Mode 46	U-NII-2A	5.25-5.35	2	802.11ax HE20	64	5320	MCS0	Partial RU106/54	-
Mode 47	U-NII-2C	5.47-5.725	2	802.11a	100	5500	6Mbps	-	-
Mode 48	U-NII-2C	5.47-5.725	2	802.11a	116	5580	6Mbps	-	-

Mode	Band	Band (GHz)	Antenna	Modulation	Channel	Frequency	Data Rate	RU	Remark
Mode 49	U-NII-2C	5.47-5.725	2	802.11a	140	5700	6Mbps	-	-
Mode 50	U-NII-2C	5.47-5.725	2	802.11ax HE20	100	5500	MCS0	Full RU	-
Mode 51	U-NII-2C	5.47-5.725	2	802.11ax HE20	116	5580	MCS0	Full RU	-
Mode 52	U-NII-2C	5.47-5.725	2	802.11ax HE20	140	5700	MCS0	Full RU	-
Mode 53	U-NII-2C	5.47-5.725	2	802.11ax HE20	140	-	MCS0	Partial RU106/54	-
Mode 54	U-NII-2C	5.47-5.725	2	802.11a	144	5720	6Mbps	-	-
Mode 55	U-NII-2C	5.47-5.725	2	802.11ax HE20	144	5720	MCS0	-	-
Mode 56	U-NII-1	5.15-5.25	2	802.11ax HE20	36	5180	MCS0	Partial RU106/53	LF
Mode 67	U-NII-2C	5.47-5.725	2	802.11ac VHT20	140	5700	MCS0	-	-

C2-2. Summary of each worse mode

Mode	Modulation	Ch.	Freq. (MHz)	Level (dBuV/m)	Limit (dBuV/m)	Margin (dB)	Pol.	Peak Avg.	Result	RU	Remark
33	802.11a	36	5149.40	48.22	54.00	-5.78	V	Avg.	Pass	-	Band Edge
	802.11a	36	8288.00	50.20	54.00	-3.80	V	Avg.	Pass	-	Harmonic
34	802.11a	44	5007.48	43.39	54.00	-10.61	V	Avg.	Pass	-	Band Edge
	802.11a	44	8352.00	49.96	54.00	-4.04	V	Avg.	Pass	-	Harmonic
35	802.11a	48	5006.72	43.54	54.00	-10.46	V	Avg.	Pass	-	Band Edge
	802.11a	48	8384.00	49.42	54.00	-4.58	V	Avg.	Pass	-	Harmonic
36	802.11ax HE20	36	5149.94	47.52	54.00	-6.48	V	Avg.	Pass	Full RU	Band Edge
	802.11ax HE20	36	8288.00	50.16	54.00	-3.84	V	Avg.	Pass	Full RU	Harmonic

Mode	Modulation	Ch.	Freq. (MHz)	Level (dBuV/m)	Limit (dBuV/m)	Margin (dB)	Pol.	Peak Avg.	Result	RU	Remark
37	802.11ax HE20	44	5023.76	43.77	54.00	-10.23	V	Avg.	Pass	Full RU	Band Edge
	802.11ax HE20	44	8352.00	49.68	54.00	-4.32	V	Avg.	Pass	Full RU	Harmonic
38	802.11ax HE20	48	5019.68	43.88	54.00	-10.12	V	Avg.	Pass	Full RU	Band Edge
	802.11ax HE20	48	8384.00	49.29	54.00	-4.71	V	Avg.	Pass	Full RU	Harmonic
39	802.11ax HE20	36	5147.06	50.84	54.00	-3.16	V	Avg.	Pass	Partial RU106/53	Band Edge
	802.11ax HE20	36	-	-	-	-	-	-	-	Partial RU106/53	Harmonic
40	802.11a	52	5037.70	43.64	54.00	-10.36	V	Avg.	Pass	-	Band Edge
	802.11a	52	8416.00	48.69	54.00	-5.31	V	Avg.	Pass	-	Harmonic
41	802.11a	60	5015.30	43.50	54.00	-10.50	V	Avg.	Pass	-	Band Edge
	802.11a	60	8480.00	49.18	54.00	-4.82	V	Avg.	Pass	-	Harmonic
42	802.11a	64	5350.10	45.64	54.00	-8.36	V	Avg.	Pass	-	Band Edge
	802.11a	64	10640.00	46.41	54.00	-7.59	V	Avg.	Pass	-	Harmonic
43	802.11ax HE20	52	5091.52	43.73	54.00	-10.27	V	Avg.	Pass	Full RU	Band Edge
	802.11ax HE20	52	8416.00	48.86	54.00	-5.14	V	Avg.	Pass	Full RU	Harmonic
44	802.11ax HE20	60	5043.20	43.54	54.00	-10.46	V	Avg.	Pass	Full RU	Band Edge
	802.11ax HE20	60	8485.00	49.23	54.00	-4.77	V	Avg.	Pass	Full RU	Harmonic
45	802.11ax HE20	64	5350.10	48.65	54.00	-5.35	V	Avg.	Pass	Full RU	Band Edge
	802.11ax HE20	64	10640.00	46.35	54.00	-7.65	V	Avg.	Pass	Full RU	Harmonic

Mode	Modulation	Ch.	Freq. (MHz)	Level (dBuV/m)	Limit (dBuV/m)	Margin (dB)	Pol.	Peak Avg.	Result	RU	Remark
46	802.11ax HE20	64	5350.24	49.69	54.00	-4.31	V	Avg.	Pass	Partial RU106/54	Band Edge
	802.11ax HE20	64	-	-	-	-	-	-	-	Partial RU106/54	Harmonic
47	802.11a	100	5469.70	63.94	68.20	-4.26	V	Peak	Pass	-	Band Edge
	802.11a	100	11000.00	49.79	54.00	-4.21	V	Avg.	Pass	-	Harmonic
48	802.11a	116	5440.39	41.15	54.00	-12.85	H	Avg.	Pass	-	Band Edge
	802.11a	116	11160.00	49.88	54.00	-4.12	H	Avg.	Pass	-	Harmonic
49	802.11a	140	5725.09	64.25	68.20	-3.95	V	Peak	Pass	-	Band Edge
	802.11a	140	11400.00	45.47	54.00	-8.53	V	Avg.	Pass	-	Harmonic
50	802.11ax HE20	100	5469.10	63.08	68.20	-5.12	V	Peak	Pass	Full RU	Band Edge
	802.11ax HE20	100	11000.00	49.44	54.00	-4.56	V	Avg.	Pass	Full RU	Harmonic
51	802.11ax HE20	116	5458.33	41.13	54.00	-12.87	V	Avg.	Pass	Full RU	Band Edge
	802.11ax HE20	116	11160.00	49.62	54.00	-4.38	H	Avg.	Pass	Full RU	Harmonic
52	802.11ax HE20	140	5726.98	64.60	68.20	-3.60	V	Peak	Pass	Full RU	Band Edge
	802.11ax HE20	140	11400.00	45.46	54.00	-8.54	V	Avg.	Pass	Full RU	Harmonic
53	802.11ax HE20	140	5727.76	64.53	68.20	-3.67	V	Peak	Pass	Partial RU106/54	Band Edge
	802.11ax HE20	140	-	-	-	-	-	-	-	Partial RU106/54	Harmonic

Mode	Modulation	Ch.	Freq. (MHz)	Level (dBuV/m)	Limit (dBuV/m)	Margin (dB)	Pol.	Peak Avg.	Result	RU	Remark
54	802.11a	144	5443.60	40.83	54.00	-13.17	V	Avg.	Pass	-	Band Edge
	802.11a	144	11440.00	47.73	54.00	-6.27	V	Avg.	Pass	-	Harmonic
55	802.11ax HE20	144	5435.80	41.08	54.00	-12.92	H	Avg.	Pass	-	Band Edge
	802.11ax HE20	144	11440.00	47.29	54.00	-6.71	V	Avg.	Pass	-	Harmonic
56	LF	36	747.80	39.81	46.00	-6.19	V	Peak	Pass	-	LF
67	802.11ac VHT20	140	5726.07	63.97	68.20	-4.23	V	Peak	Pass	-	Band Edge
	802.11ac VHT20	140	11400.00	48.69	54.00	-5.31	V	Avg.	Pass	-	Harmonic

Mode	33	
	Band Edge	
	U-NII-1_5.15-5.25_802.11a_CH36_5180MHz	
ANT	2	
Pol.	Horizontal	Fundamental
Peak	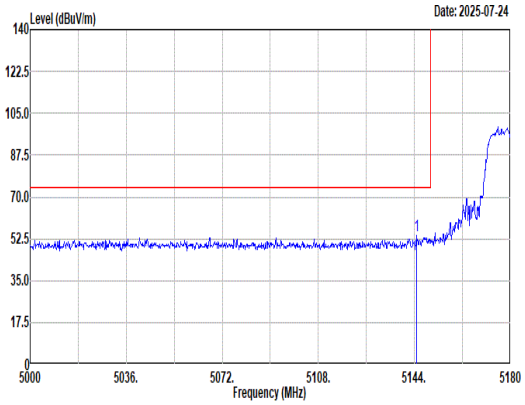 Site : 03CH23-HY Condition: PEAK_BE_74 3m DRH18-E_LE2C05A18EN_250702 HORIZONTAL : RBW:1000.000kHz VBW:3000.000kHz SWT:Auto Freq Level Limit Line Margin Read Level Ant Factor Cable Loss Preamp Factor Aux Factor APos TPos Remark MHz dBuV/m dBuV/m dB dBuV dB/m dB dB dB cm deg 1 5144.90 53.63 74.00 -20.37 40.01 32.90 10.56 33.55 3.71 100 278 Peak	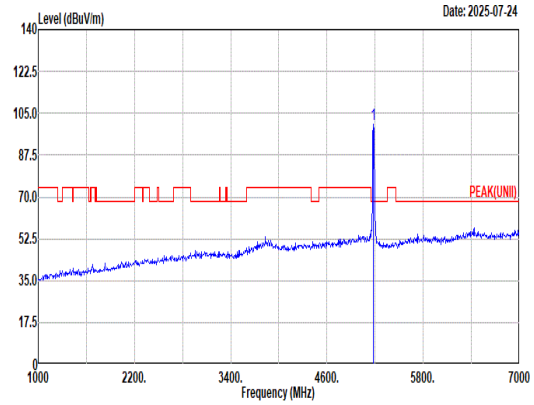 Site : 03CH23-HY Condition: PEAK(UNII) 3m DRH18-E_LE2C05A18EN_250702 HORIZONTAL : RBW:1000.000kHz VBW:3000.000kHz SWT:Auto Freq Level Limit Line Margin Read Level Ant Factor Cable Loss Preamp Factor Aux Factor APos TPos Remark MHz dBuV/m dBuV/m dB dBuV dB/m dB dB dB cm deg 1 5180.00 100.24 ------ ------ 86.72 32.85 10.58 33.63 3.72 100 278 Peak
Avg	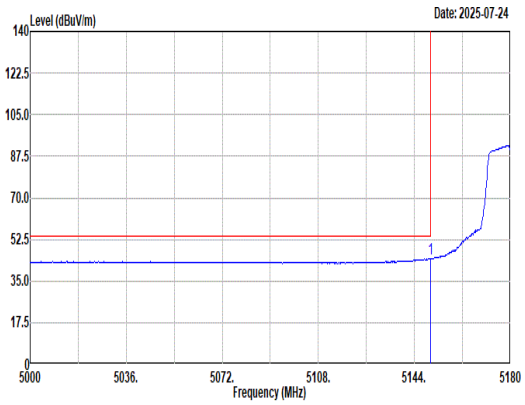 Site : 03CH23-HY Condition: AVG_BE_54 3m DRH18-E_LE2C05A18EN_250702 HORIZONTAL : RBW:1000.000kHz VBW:0.750kHz SWT:Auto Freq Level Limit Line Margin Read Level Ant Factor Cable Loss Preamp Factor Aux Factor APos TPos Remark MHz dBuV/m dBuV/m dB dBuV dB/m dB dB dB cm deg 1 5149.94 44.45 54.00 -9.55 30.84 32.90 10.56 33.56 3.71 100 278 Average	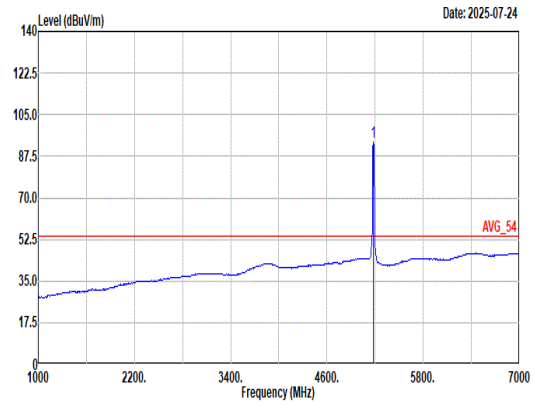 Site : 03CH23-HY Condition: AVG_54 3m DRH18-E_LE2C05A18EN_250702 HORIZONTAL : RBW:1000.000kHz VBW:0.750kHz SWT:Auto Freq Level Limit Line Margin Read Level Ant Factor Cable Loss Preamp Factor Aux Factor APos TPos Remark MHz dBuV/m dBuV/m dB dBuV dB/m dB dB dB cm deg 1 5180.00 93.44 ------ ------ 79.92 32.85 10.58 33.63 3.72 100 278 Average

Mode	33	
	Band Edge	
	U-NII-1_5.15-5.25_802.11a_CH36_5180MHz	
ANT	2	
Pol.	Vertical	Fundamental
Peak	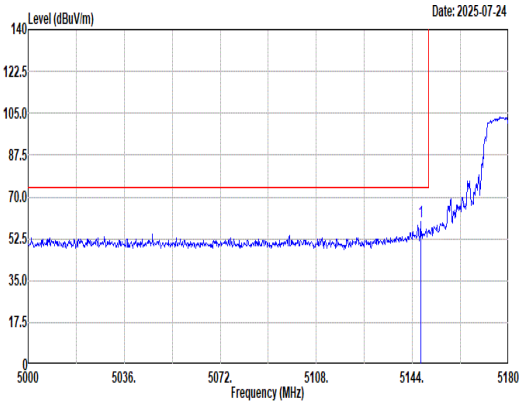 Site : 03CH23-HY Condition: PEAK_BE_74 3m DRH18-E_LE2C05A18EN_250702 VERTICAL : RBW:1000.000kHz VBW:3000.000kHz SWT:Auto Freq Level Limit Line Margin Read Level Ant Factor Cable Loss Preamp Factor Aux Factor APos TPos Remark MHz dBuV/m dBuV/m dB dBuV dB/m dB dB dB cm deg 1 5147.06 59.49 74.00 -14.51 45.88 32.90 10.56 33.56 3.71 251 125 Peak	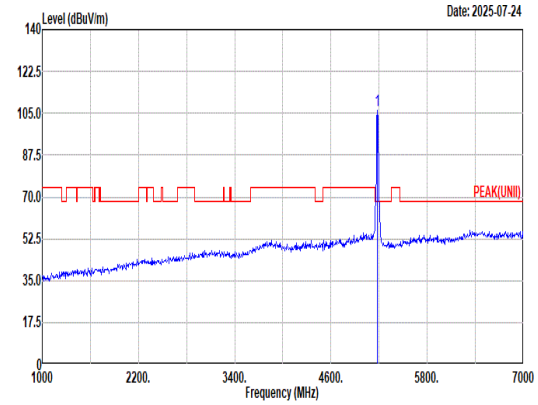 Site : 03CH23-HY Condition: PEAK(UNII) 3m DRH18-E_LE2C05A18EN_250702 VERTICAL : RBW:1000.000kHz VBW:3000.000kHz SWT:Auto Freq Level Limit Line Margin Read Level Ant Factor Cable Loss Preamp Factor Aux Factor APos TPos Remark MHz dBuV/m dBuV/m dB dBuV dB/m dB dB dB cm deg 1 5180.00 105.93 ------ ------ 92.43 32.84 10.59 33.65 3.72 251 125 Peak
Avg	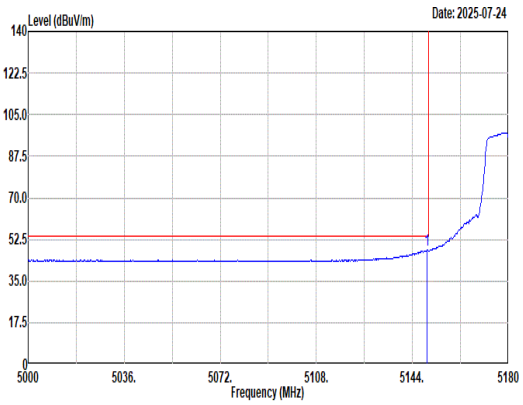 Site : 03CH23-HY Condition: AVG_BE_54 3m DRH18-E_LE2C05A18EN_250702 VERTICAL : RBW:1000.000kHz VBW:0.750kHz SWT:Auto Freq Level Limit Line Margin Read Level Ant Factor Cable Loss Preamp Factor Aux Factor APos TPos Remark MHz dBuV/m dBuV/m dB dBuV dB/m dB dB dB cm deg 1 5149.40 48.22 54.00 -5.78 34.61 32.90 10.56 33.56 3.71 251 125 Average	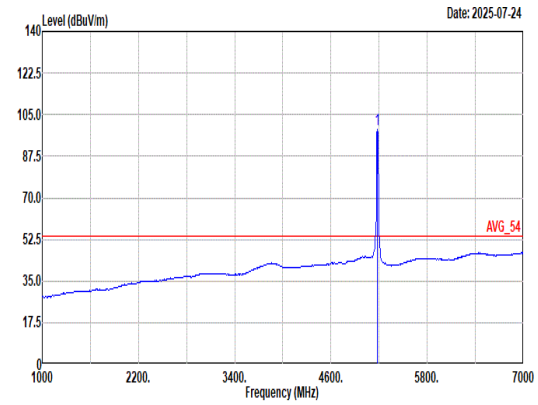 Site : 03CH23-HY Condition: AVG_54 3m DRH18-E_LE2C05A18EN_250702 VERTICAL : RBW:1000.000kHz VBW:0.750kHz SWT:Auto Freq Level Limit Line Margin Read Level Ant Factor Cable Loss Preamp Factor Aux Factor APos TPos Remark MHz dBuV/m dBuV/m dB dBuV dB/m dB dB dB cm deg 1 5180.00 98.93 ------ ------ 85.41 32.85 10.58 33.63 3.72 251 125 Average

Mode	33	
	Harmonic	
	U-NII-1_5.15-5.25_802.11a_CH36_5180MHz	
ANT	2	
Pol.	Horizontal	Vertical
Peak Avg	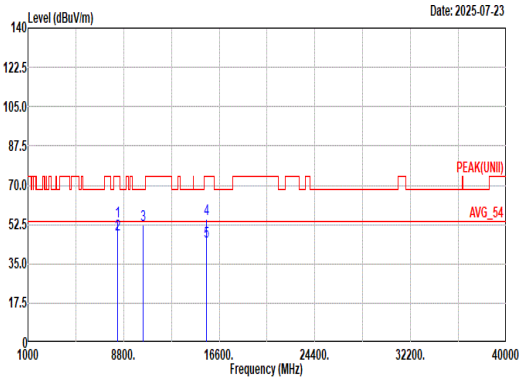 Site : 03CH23-HY Condition: PEAK(UNII) 3m DRH18-E_LE2C05A18EN_250702 HORIZONTAL Freq Level Limit Line Margin Read Level Ant Factor Cable Loss Preamp Factor Aux Factor APos TPos Remark 1 8288.00 53.98 74.00 -20.02 38.11 37.12 13.50 36.83 2.08 100 7 Peak 2 8288.00 47.97 54.00 -6.03 32.10 37.12 13.50 36.83 2.08 100 7 Average 3 10360.00 52.07 68.20 -16.13 36.34 37.66 14.88 39.04 2.23 -- -- Peak 4 15540.00 55.00 74.00 -19.00 38.30 41.00 18.34 45.17 2.53 -- -- Peak 5 15540.00 45.00 54.00 -9.00 28.30 41.00 18.34 45.17 2.53 -- -- Average	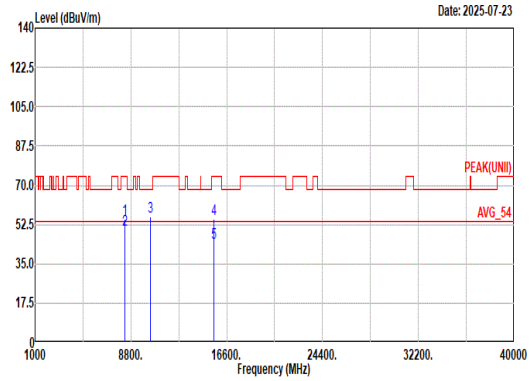 Site : 03CH23-HY Condition: PEAK(UNII) 3m DRH18-E_LE2C05A18EN_250702 VERTICAL Freq Level Limit Line Margin Read Level Ant Factor Cable Loss Preamp Factor Aux Factor APos TPos Remark 1 8288.00 55.02 74.00 -18.98 39.15 37.12 13.50 36.83 2.08 108 348 Peak 2 8288.00 50.20 54.00 -3.80 34.33 37.12 13.50 36.83 2.08 108 348 Average 3 10360.00 56.02 68.20 -12.18 40.29 37.66 14.88 39.04 2.23 -- -- Peak 4 15540.00 54.89 74.00 -19.11 38.19 41.00 18.34 45.17 2.53 -- -- Peak 5 15540.00 44.61 54.00 -9.39 27.91 41.00 18.34 45.17 2.53 -- -- Average

Mode	34	
	Band Edge - L	
	U-NII-1_5.15-5.25_802.11a_CH44_5220MHz	
ANT	2	
Pol.	Horizontal	Fundamental
Peak	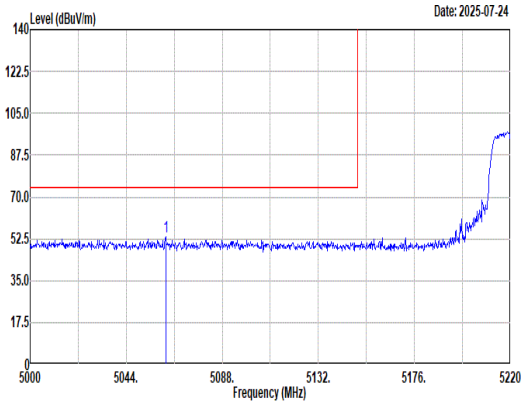 Site : 03CH23-HY Condition: PEAK_BE_74 3m DRH18-E_LE2C05A18EN_250702 HORIZONTAL : RBW:1000.000kHz VBW:3000.000kHz SWT:Auto Freq Level Limit Line Margin Read Level Ant Factor Cable Loss Preamp Factor Aux Factor APos TPos Remark MHz dBuV/m dBuV/m dB dBuV dB/m dB dB dB cm deg 1 5062.04 53.47 74.00 -20.53 39.75 32.90 10.50 33.35 3.67 100 274 Peak	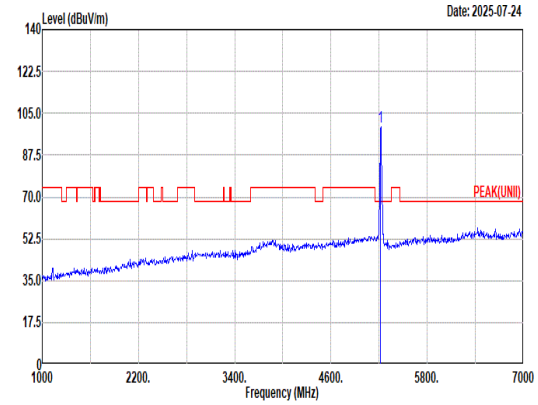 Site : 03CH23-HY Condition: PEAK(UNII) 3m DRH18-E_LE2C05A18EN_250702 HORIZONTAL : RBW:1000.000kHz VBW:3000.000kHz SWT:Auto Freq Level Limit Line Margin Read Level Ant Factor Cable Loss Preamp Factor Aux Factor APos TPos Remark MHz dBuV/m dBuV/m dB dBuV dB/m dB dB dB cm deg 1 5220.00 99.27 ------ ------ 85.90 32.75 10.63 33.75 3.74 100 274 Peak
Avg	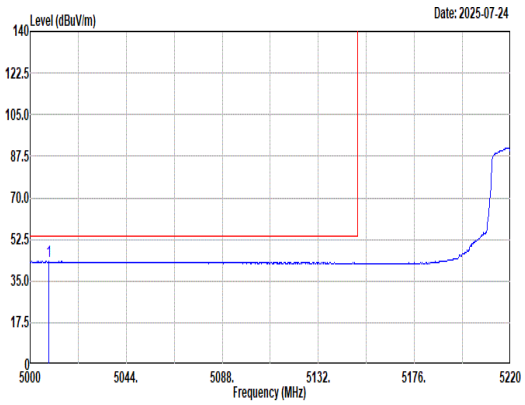 Site : 03CH23-HY Condition: AVG_BE_54 3m DRH18-E_LE2C05A18EN_250702 HORIZONTAL : RBW:1000.000kHz VBW:0.750kHz SWT:Auto Freq Level Limit Line Margin Read Level Ant Factor Cable Loss Preamp Factor Aux Factor APos TPos Remark MHz dBuV/m dBuV/m dB dBuV dB/m dB dB dB cm deg 1 5008.58 43.15 54.00 -10.85 29.27 32.98 10.46 33.21 3.65 100 274 Average	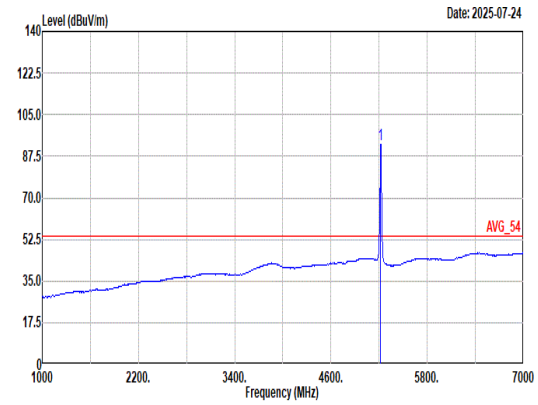 Site : 03CH23-HY Condition: AVG_54 3m DRH18-E_LE2C05A18EN_250702 HORIZONTAL : RBW:1000.000kHz VBW:0.750kHz SWT:Auto Freq Level Limit Line Margin Read Level Ant Factor Cable Loss Preamp Factor Aux Factor APos TPos Remark MHz dBuV/m dBuV/m dB dBuV dB/m dB dB dB cm deg 1 5220.00 92.52 ------ ------ 79.15 32.76 10.62 33.74 3.73 100 274 Average

Mode	34	
	Band Edge - R	
	U-NII-1_5.15-5.25_802.11a_CH44_5220MHz	
ANT	2	
Pol.	Horizontal	Fundamental
Peak	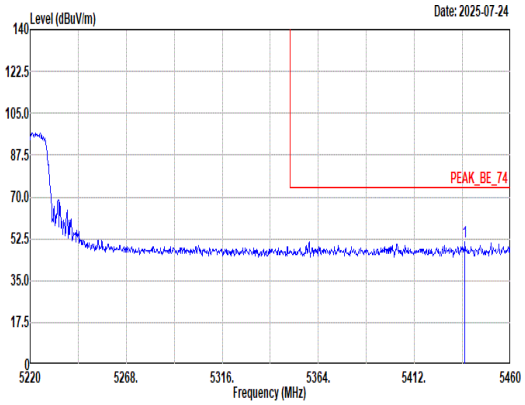 Site : 03CH23-HY Condition: PEAK_BE_74 3m DRH18-E_LE2C05A18EN_250702 HORIZONTAL : RBW:1000.000kHz VBW:3000.000kHz SWT:Auto Limit Read Ant Cable Preamp Aux APos TPos Freq Level Line Margin Level Factor Loss Factor Factor Remark MHz dBuV/m dBuV/m dB dBuV dB/m dB dB dB cm deg 1 5437.20 51.02 74.00 -22.98 37.95 32.67 10.88 34.28 3.80 100 274 Peak	Blank
Avg	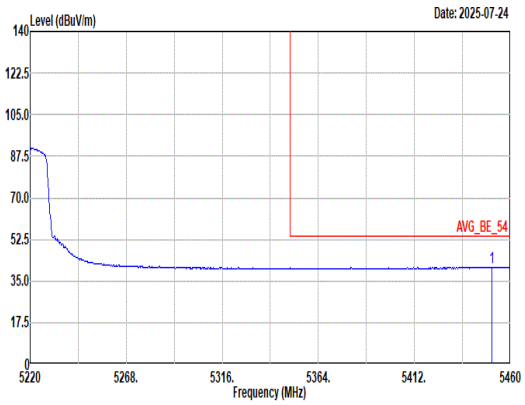 Site : 03CH23-HY Condition: AVG_BE_54 3m DRH18-E_LE2C05A18EN_250702 HORIZONTAL : RBW:1000.000kHz VBW:0.750kHz SWT:Auto Limit Read Ant Cable Preamp Aux APos TPos Freq Level Line Margin Level Factor Loss Factor Factor Remark MHz dBuV/m dBuV/m dB dBuV dB/m dB dB dB cm deg 1 5450.64 40.79 54.00 -13.21 27.70 32.70 10.90 34.32 3.81 100 274 Average	Blank

Mode	34	
	Band Edge - L	
	U-NII-1_5.15-5.25_802.11a_CH44_5220MHz	
ANT	2	
Pol.	Vertical	Fundamental
Peak	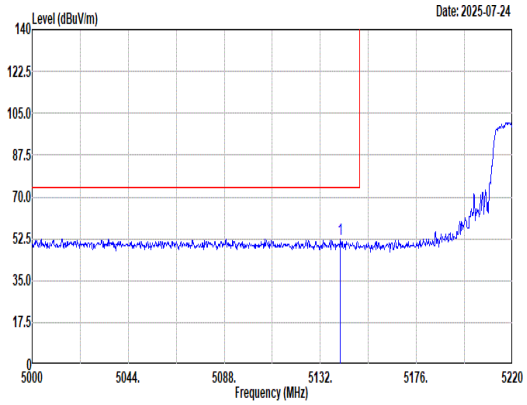 Site : 03CH23-HY Condition: PEAK_BE_74 3m DRH18-E_LE2C05A18EN_250702 VERTICAL : RBW:1000.000kHz VBW:3000.000kHz SWT:Auto 1 5141.24 52.50 74.00 -21.50 38.87 32.90 10.56 33.54 3.71 333 121 Peak	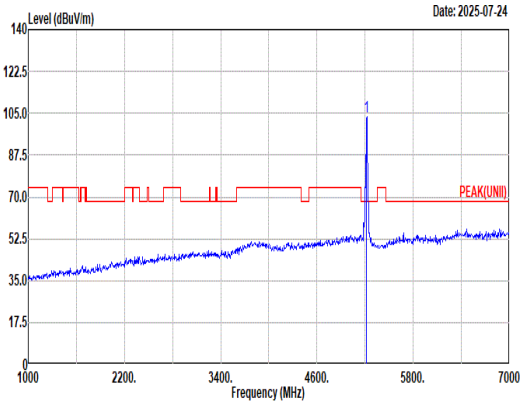 Site : 03CH23-HY Condition: PEAK(UNII) 3m DRH18-E_LE2C05A18EN_250702 VERTICAL : RBW:1000.000kHz VBW:3000.000kHz SWT:Auto 1 5220.00 103.62 ------ ------ 90.25 32.75 10.63 33.75 3.74 333 121 Peak
Avg	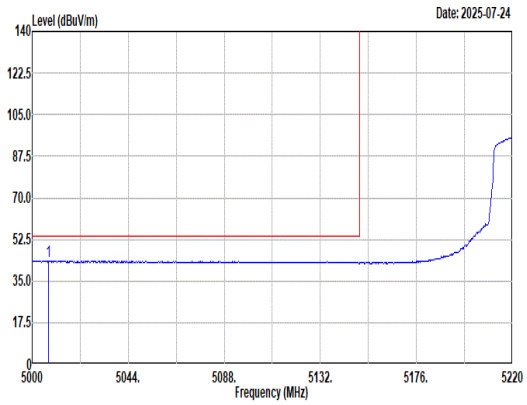 Site : 03CH23-HY Condition: AVG_BE_54 3m DRH18-E_LE2C05A18EN_250702 VERTICAL : RBW:1000.000kHz VBW:0.750kHz SWT:Auto 1 5007.48 43.39 54.00 -10.61 29.50 32.99 10.46 33.21 3.65 333 121 Average	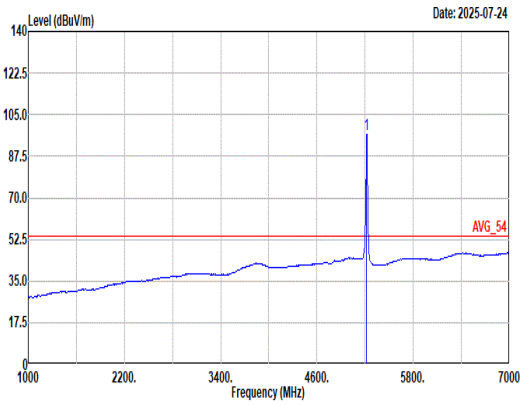 Site : 03CH23-HY Condition: AVG_54 3m DRH18-E_LE2C05A18EN_250702 VERTICAL : RBW:1000.000kHz VBW:0.750kHz SWT:Auto 1 5220.00 96.62 ------ ------ 83.25 32.76 10.62 33.74 3.73 333 121 Average

Mode	34	
	Band Edge - R	
	U-NII-1_5.15-5.25_802.11a_CH44_5220MHz	
ANT	2	
Pol.	Vertical	Fundamental
Peak	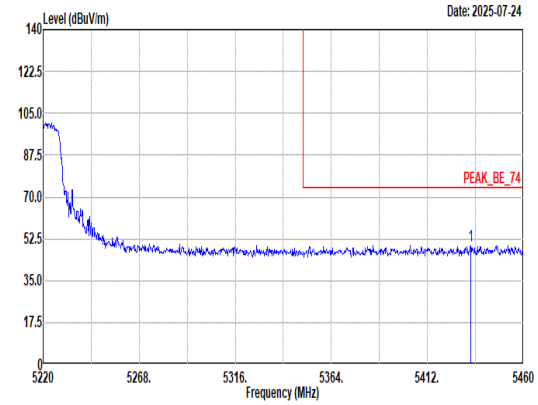 Site : 03CH23-HY Condition: PEAK_BE_74 3m DRH18-E_LE2C05A18EN_250702 VERTICAL : RBW:1000.000kHz VBW:3000.000kHz SWT:Auto Limit Read Ant Cable Preamp Aux APos TPos Freq Level Line Margin Level Factor Loss Factor Factor Remark MHz dBuV/m dBuV/m dB dBuV dB/m dB dB dB cm deg 1 5433.60 49.82 74.00 -24.18 36.75 32.67 10.87 34.27 3.80 333 121 Peak	Blank
Avg	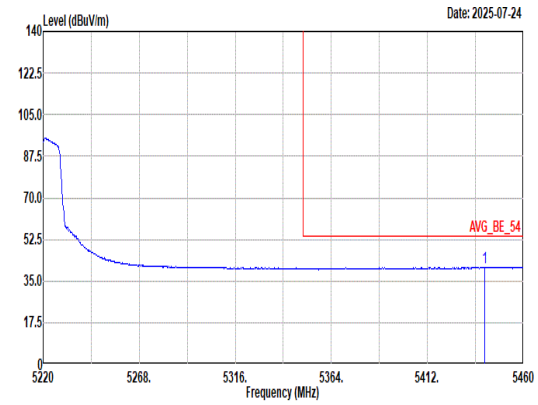 Site : 03CH23-HY Condition: AVG_BE_54 3m DRH18-E_LE2C05A18EN_250702 VERTICAL : RBW:1000.000kHz VBW:0.750kHz SWT:Auto Limit Read Ant Cable Preamp Aux APos TPos Freq Level Line Margin Level Factor Loss Factor Factor Remark MHz dBuV/m dBuV/m dB dBuV dB/m dB dB dB cm deg 1 5440.56 40.83 54.00 -13.17 27.76 32.68 10.88 34.29 3.80 333 121 Average	Blank

Mode	34	
	Harmonic	
	U-NII-1_5.15-5.25_802.11a_CH44_5220MHz	
ANT	2	
Pol.	Horizontal	Vertical
Peak Avg	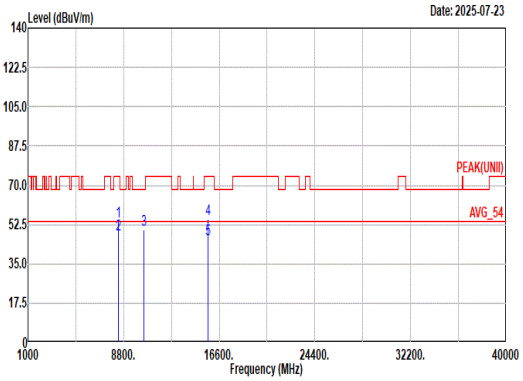 Site : 03CH23-HY Condition: PEAK(UNII) 3m DRH18-E_LE2C05A18EN_250702 HORIZONTAL Freq Level Limit Line Margin Read Level Ant Factor Cable Loss Preamp Factor Aux Factor APos TPos Remark MHz dBuV/m dBuV/m dB dBuV dB/m dB dB dB cm deg 1 8352.00 54.04 74.00 -19.96 38.15 37.10 13.53 36.84 2.10 101 8 Peak 2 8352.00 47.85 54.00 -6.15 31.96 37.10 13.53 36.84 2.10 101 8 Average 3 10440.00 50.18 68.20 -18.02 34.72 37.42 14.94 39.13 2.23 -- -- Peak 4 15660.00 54.81 74.00 -19.19 38.28 40.88 18.41 45.29 2.53 -- -- Peak 5 15660.00 46.17 54.00 -7.83 29.64 40.88 18.41 45.29 2.53 -- -- Average	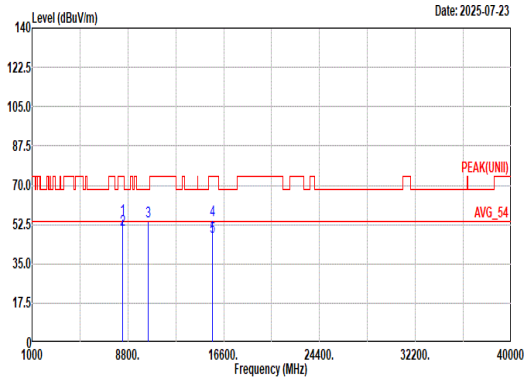 Site : 03CH23-HY Condition: PEAK(UNII) 3m DRH18-E_LE2C05A18EN_250702 VERTICAL Freq Level Limit Line Margin Read Level Ant Factor Cable Loss Preamp Factor Aux Factor APos TPos Remark MHz dBuV/m dBuV/m dB dBuV dB/m dB dB dB cm deg 1 8352.00 55.16 74.00 -18.84 39.27 37.10 13.53 36.84 2.10 101 347 Peak 2 8352.00 49.96 54.00 -4.04 34.07 37.10 13.53 36.84 2.10 101 347 Average 3 10440.00 54.08 68.20 -14.12 38.62 37.42 14.94 39.13 2.23 -- -- Peak 4 15660.00 54.51 74.00 -19.49 37.98 40.88 18.41 45.29 2.53 -- -- Peak 5 15660.00 46.98 54.00 -7.02 30.45 40.88 18.41 45.29 2.53 -- -- Average

Mode	35	
	Band Edge - L	
	U-NII-1_5.15-5.25_802.11a_CH48_5240MHz	
ANT	2	
Pol.	Horizontal	Fundamental
Peak	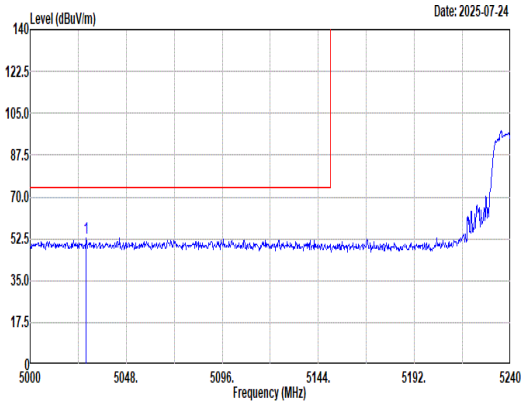 Site : 03CH23-HY Condition: PEAK_BE_74 3m DRH18-E_LE2C05A18EN_250702 HORIZONTAL : RBW:1000.000kHz VBW:3000.000kHz SWT:Auto Freq Level Limit Line Margin Read Level Ant Factor Cable Loss Preamp Factor Aux Factor APos TPos Remark MHz dBuV/m dBuV/m dB dBuV dB/m dB dB dB cm deg 1 5028.08 52.71 74.00 -21.29 38.90 32.94 10.47 33.26 3.66 100 278 Peak	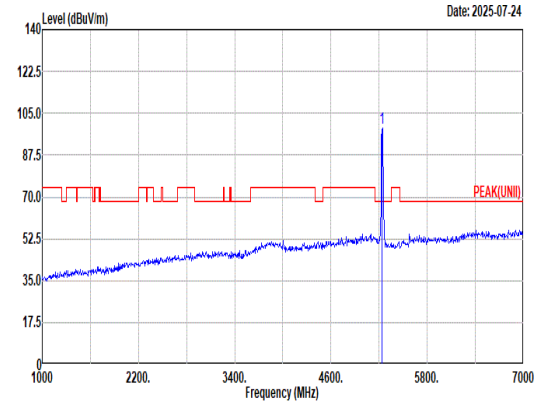 Site : 03CH23-HY Condition: PEAK(UNII) 3m DRH18-E_LE2C05A18EN_250702 HORIZONTAL : RBW:1000.000kHz VBW:3000.000kHz SWT:Auto Freq Level Limit Line Margin Read Level Ant Factor Cable Loss Preamp Factor Aux Factor APos TPos Remark MHz dBuV/m dBuV/m dB dBuV dB/m dB dB dB cm deg 1 5240.00 98.54 ------ ------ 85.23 32.72 10.64 33.79 3.74 100 278 Peak
Avg	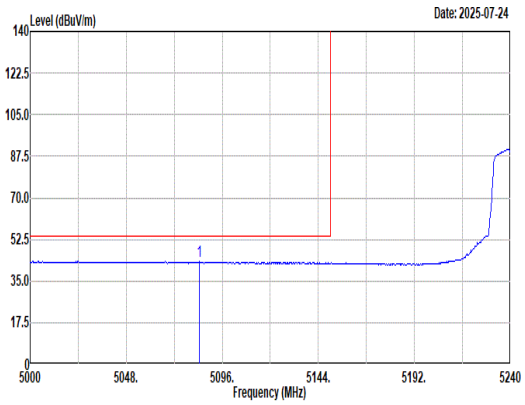 Site : 03CH23-HY Condition: AVG_BE_54 3m DRH18-E_LE2C05A18EN_250702 HORIZONTAL : RBW:1000.000kHz VBW:0.750kHz SWT:Auto Freq Level Limit Line Margin Read Level Ant Factor Cable Loss Preamp Factor Aux Factor APos TPos Remark MHz dBuV/m dBuV/m dB dBuV dB/m dB dB dB cm deg 1 5084.48 43.23 54.00 -10.77 29.54 32.90 10.51 33.40 3.68 100 278 Average	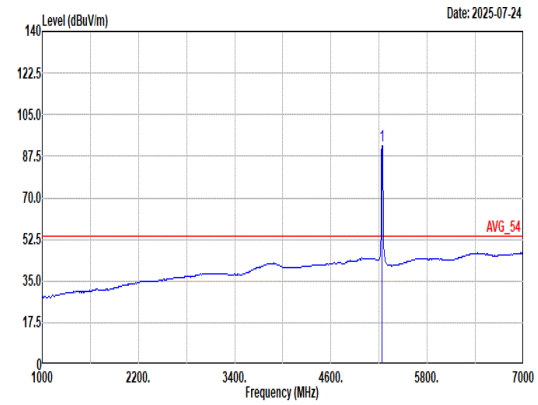 Site : 03CH23-HY Condition: AVG_54 3m DRH18-E_LE2C05A18EN_250702 HORIZONTAL : RBW:1000.000kHz VBW:0.750kHz SWT:Auto Freq Level Limit Line Margin Read Level Ant Factor Cable Loss Preamp Factor Aux Factor APos TPos Remark MHz dBuV/m dBuV/m dB dBuV dB/m dB dB dB cm deg 1 5240.00 91.90 ------ ------ 78.59 32.72 10.64 33.79 3.74 100 278 Average

Mode	35	
	Band Edge - R	
	U-NII-1_5.15-5.25_802.11a_CH48_5240MHz	
ANT	2	
Pol.	Horizontal	Fundamental
Peak	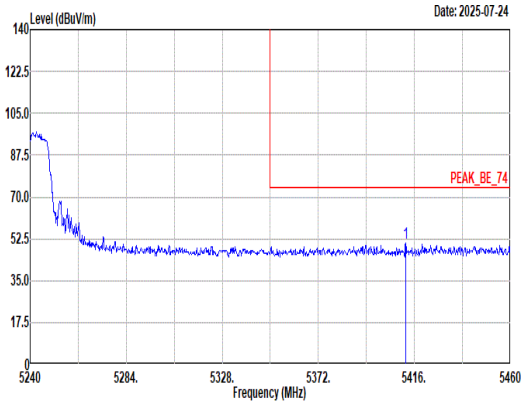 Site : 03CH23-HY Condition: PEAK_BE_74 3m DRH18-E_LE2C05A18EN_250702 HORIZONTAL : RBW:1000.000kHz VBW:3000.000kHz SWT:Auto Limit Read Ant Cable Preamp Aux APos TPos Freq Level Line Margin Level Factor Loss Factor Factor Remark MHz dBuV/m dBuV/m dB dBuV dB/m dB dB dB cm deg 1 5412.04 50.74 74.00 -23.26 37.72 32.62 10.83 34.22 3.79 100 278 Peak	Blank
Avg	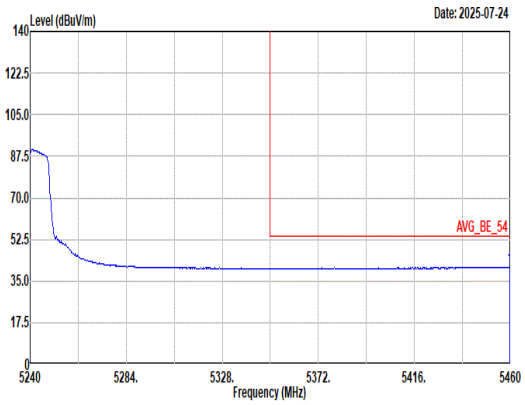 Site : 03CH23-HY Condition: AVG_BE_54 3m DRH18-E_LE2C05A18EN_250702 HORIZONTAL : RBW:1000.000kHz VBW:0.750kHz SWT:Auto Limit Read Ant Cable Preamp Aux APos TPos Freq Level Line Margin Level Factor Loss Factor Factor Remark MHz dBuV/m dBuV/m dB dBuV dB/m dB dB dB cm deg 1 5459.78 40.89 54.00 -13.11 27.78 32.72 10.91 34.34 3.82 100 278 Average	Blank

Mode	35	
	Band Edge - L	
	U-NII-1_5.15-5.25_802.11a_CH48_5240MHz	
ANT	2	
Pol.	Vertical	Fundamental
Peak	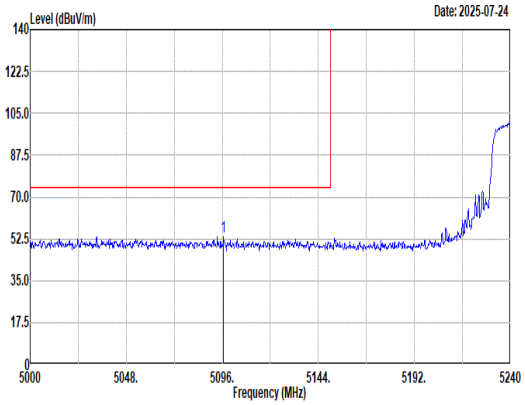 Site : 03CH23-HY Condition: PEAK_BE_74 3m DRH18-E_LE2C05A18EN_250702 VERTICAL : RBW:1000.000kHz VBW:3000.000kHz SWT:Auto 1 5096.72 53.45 74.00 -20.55 39.77 32.90 10.52 33.43 3.69 300 121 Peak	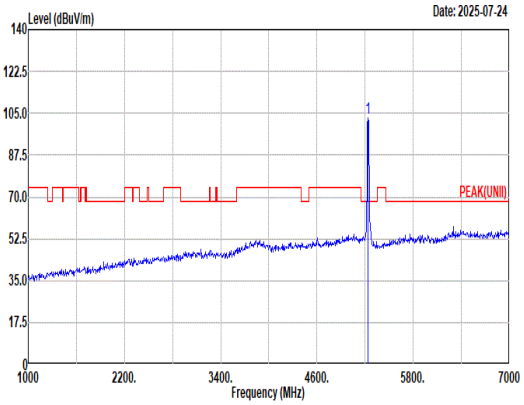 Site : 03CH23-HY Condition: PEAK(UNII) 3m DRH18-E_LE2C05A18EN_250702 VERTICAL : RBW:1000.000kHz VBW:3000.000kHz SWT:Auto 1 5240.00 103.10 ------ ------ 89.77 32.73 10.64 33.78 3.74 300 121 Peak
Avg	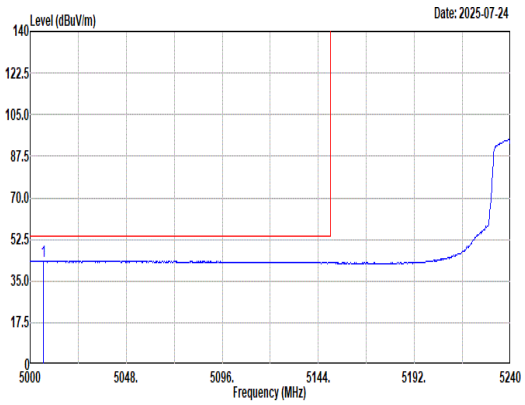 Site : 03CH23-HY Condition: AVG_BE_54 3m DRH18-E_LE2C05A18EN_250702 VERTICAL : RBW:1000.000kHz VBW:0.750kHz SWT:Auto 1 5006.72 43.54 54.00 -10.46 29.65 32.99 10.46 33.21 3.65 300 121 Average	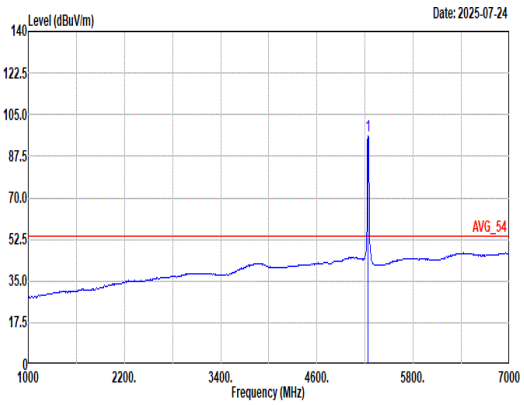 Site : 03CH23-HY Condition: AVG_54 3m DRH18-E_LE2C05A18EN_250702 VERTICAL : RBW:1000.000kHz VBW:0.750kHz SWT:Auto 1 5240.00 95.90 ------ ------ 82.57 32.73 10.64 33.78 3.74 300 121 Average

Mode	35	
	Band Edge - R	
	U-NII-1_5.15-5.25_802.11a_CH48_5240MHz	
ANT	2	
Pol.	Vertical	Fundamental
Peak	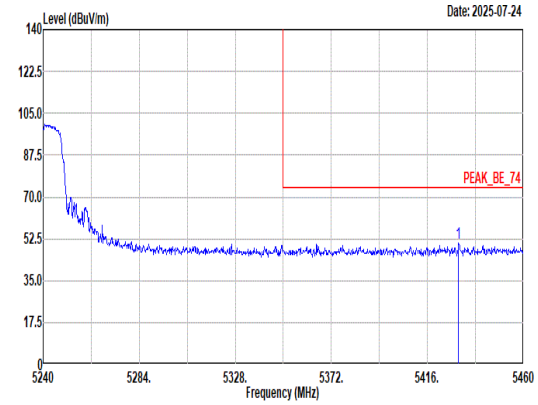 Site : 03CH23-HY Condition: PEAK_BE_74 3m DRH18-E_LE2C05A18EN_250702 VERTICAL : RBW:1000.000kHz VBW:3000.000kHz SWT:Auto Limit Read Ant Cable Preamp Aux APos TPos Freq Level Line Margin Level Factor Loss Factor Factor Remark MHz dBuV/m dBuV/m dB dBuV dB/m dB dB dB cm deg 1 5430.30 50.76 74.00 -23.24 37.71 32.66 10.86 34.27 3.80 300 121 Peak	Blank
Avg	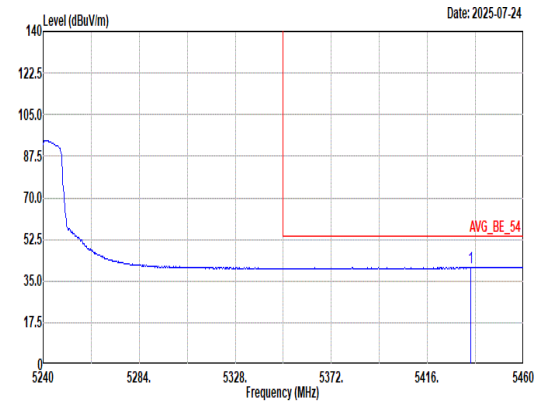 Site : 03CH23-HY Condition: AVG_BE_54 3m DRH18-E_LE2C05A18EN_250702 VERTICAL : RBW:1000.000kHz VBW:0.750kHz SWT:Auto Limit Read Ant Cable Preamp Aux APos TPos Freq Level Line Margin Level Factor Loss Factor Factor Remark MHz dBuV/m dBuV/m dB dBuV dB/m dB dB dB cm deg 1 5435.80 40.81 54.00 -13.19 27.75 32.67 10.87 34.28 3.80 300 121 Average	Blank

Mode	35	
	Harmonic	
	U-NII-1_5.15-5.25_802.11a_CH48_5240MHz	
ANT	2	
Pol.	Horizontal	Vertical
Peak Avg	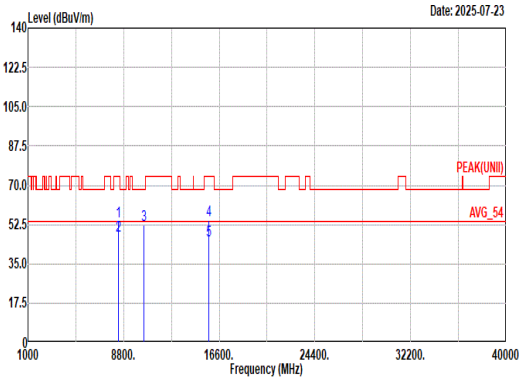 Site : 03CH23-HY Condition: PEAK(UNII) 3m DRH18-E_LE2C05A18EN_250702 HORIZONTAL 1 8384.00 53.82 74.00 -20.18 37.85 37.17 13.54 36.85 2.11 101 5 Peak 2 8384.00 47.55 54.00 -6.45 31.58 37.17 13.54 36.85 2.11 101 5 Average 3 10480.00 52.18 68.20 -16.02 36.70 37.46 14.97 39.18 2.23 -- -- Peak 4 15720.00 54.49 74.00 -19.51 38.03 40.84 18.44 45.35 2.53 -- -- Peak 5 15720.00 45.36 54.00 -8.64 28.90 40.84 18.44 45.35 2.53 -- -- Average	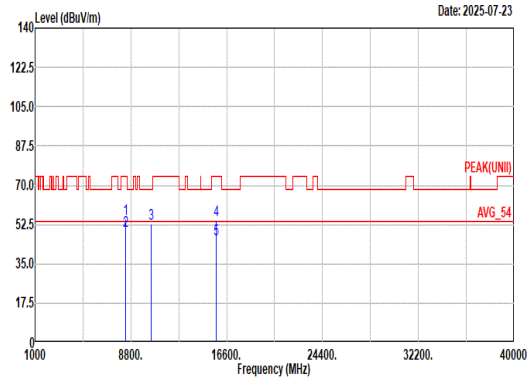 Site : 03CH23-HY Condition: PEAK(UNII) 3m DRH18-E_LE2C05A18EN_250702 VERTICAL 1 8384.00 54.90 74.00 -19.10 38.93 37.17 13.54 36.85 2.11 106 349 Peak 2 8384.00 49.42 54.00 -4.58 33.45 37.17 13.54 36.85 2.11 106 349 Average 3 10480.00 52.65 68.20 -15.55 37.17 37.46 14.97 39.18 2.23 -- -- Peak 4 15720.00 54.24 74.00 -19.76 37.78 40.84 18.44 45.35 2.53 -- -- Peak 5 15720.00 46.16 54.00 -7.84 29.70 40.84 18.44 45.35 2.53 -- -- Average

Mode	36	
	Band Edge	
	U-NII-1_5.15-5.25_802.11ax HE20_CH36_Full RU_5180MHz	
ANT	2	
Pol.	Horizontal	Fundamental
Peak	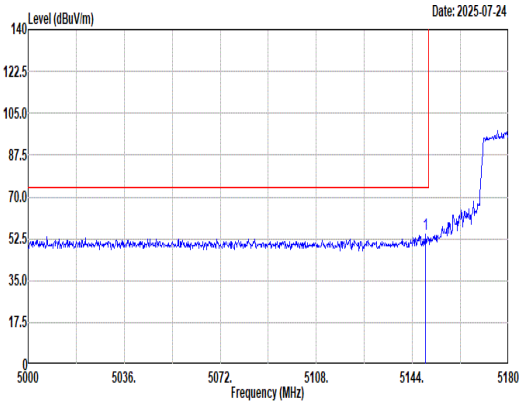 Site : 03CH23-HY Condition: PEAK_BE_74 3m DRH18-E_LE2C05A18EN_250702 HORIZONTAL : RBW:1000.000kHz VBW:3000.000kHz SWT:Auto Freq Level Limit Line Margin Read Level Ant Factor Cable Loss Preamp Factor Aux Factor APos TPos Remark MHz dBuV/m dBuV/m dB dBuV dB/m dB dB dB cm deg 1 5148.86 54.17 74.00 -19.83 40.56 32.90 10.56 33.56 3.71 300 178 Peak	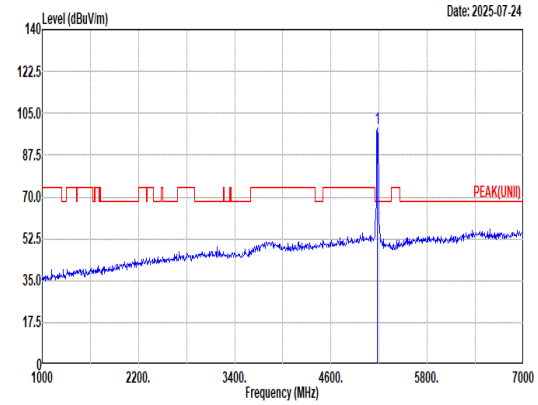 Site : 03CH23-HY Condition: PEAK(UNII) 3m DRH18-E_LE2C05A18EN_250702 HORIZONTAL : RBW:1000.000kHz VBW:3000.000kHz SWT:Auto Freq Level Limit Line Margin Read Level Ant Factor Cable Loss Preamp Factor Aux Factor APos TPos Remark MHz dBuV/m dBuV/m dB dBuV dB/m dB dB dB cm deg 1 5180.00 98.64 ------ ------ 85.12 32.85 10.58 33.63 3.72 300 178 Peak
Avg	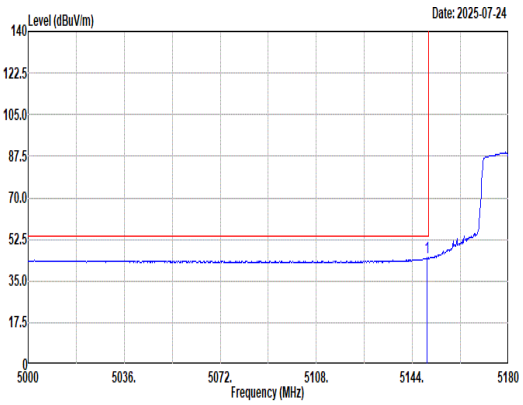 Site : 03CH23-HY Condition: AVG_BE_54 3m DRH18-E_LE2C05A18EN_250702 HORIZONTAL : RBW:1000.000kHz VBW:1.000kHz SWT:Auto Freq Level Limit Line Margin Read Level Ant Factor Cable Loss Preamp Factor Aux Factor APos TPos Remark MHz dBuV/m dBuV/m dB dBuV dB/m dB dB dB cm deg 1 5149.40 44.84 54.00 -9.16 31.23 32.90 10.56 33.56 3.71 300 178 Average	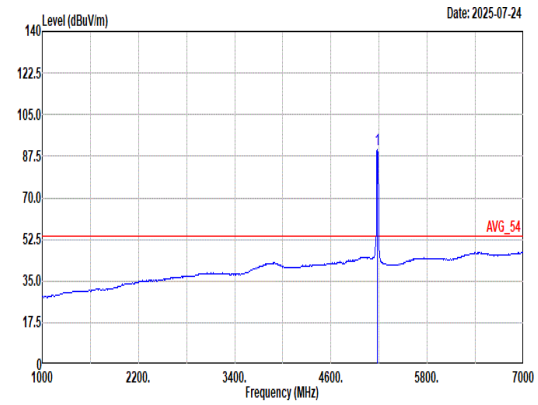 Site : 03CH23-HY Condition: AVG_54 3m DRH18-E_LE2C05A18EN_250702 HORIZONTAL : RBW:1000.000kHz VBW:1.000kHz SWT:Auto Freq Level Limit Line Margin Read Level Ant Factor Cable Loss Preamp Factor Aux Factor APos TPos Remark MHz dBuV/m dBuV/m dB dBuV dB/m dB dB dB cm deg 1 5180.00 90.58 ------ ------ 77.06 32.85 10.58 33.63 3.72 300 178 Average

Mode	36	
	Band Edge	
	U-NII-1_5.15-5.25_802.11ax HE20_CH36_Full RU_5180MHz	
ANT	2	
Pol.	Vertical	Fundamental
Peak	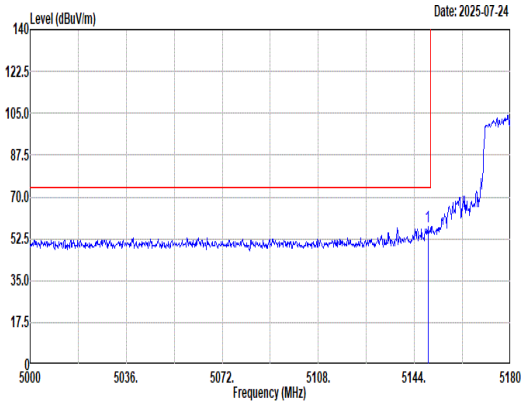 Site : 03CH23-HY Condition: PEAK_BE_74 3m DRH18-E_LE2C05A18EN_250702 VERTICAL : RBW:1000.000kHz VBW:3000.000kHz SWT:Auto Freq Level Limit Line Margin Read Level Ant Factor Cable Loss Preamp Factor Aux Factor APos TPos Remark MHz dBuV/m dBuV/m dB dBuV dB/m dB dB dB cm deg 1 5149.04 57.53 74.00 -16.47 43.92 32.90 10.56 33.56 3.71 300 120 Peak	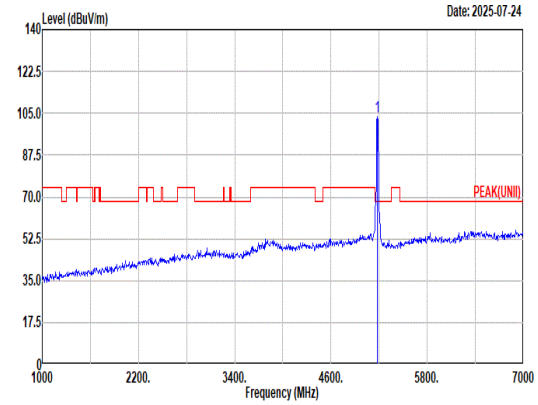 Site : 03CH23-HY Condition: PEAK(UNII) 3m DRH18-E_LE2C05A18EN_250702 VERTICAL : RBW:1000.000kHz VBW:3000.000kHz SWT:Auto Freq Level Limit Line Margin Read Level Ant Factor Cable Loss Preamp Factor Aux Factor APos TPos Remark MHz dBuV/m dBuV/m dB dBuV dB/m dB dB dB cm deg 1 5180.00 103.42 ------ ------ 89.92 32.84 10.59 33.65 3.72 300 120 Peak
Avg	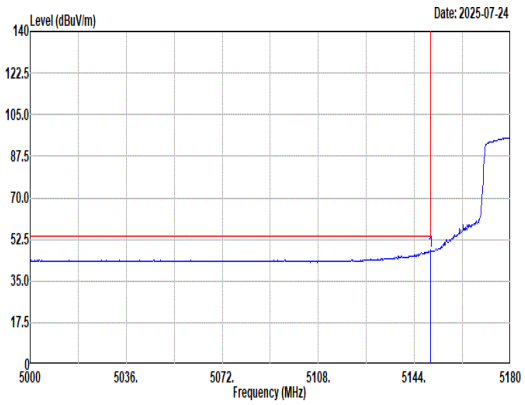 Site : 03CH23-HY Condition: AVG_BE_54 3m DRH18-E_LE2C05A18EN_250702 VERTICAL : RBW:1000.000kHz VBW:1.000kHz SWT:Auto Freq Level Limit Line Margin Read Level Ant Factor Cable Loss Preamp Factor Aux Factor APos TPos Remark MHz dBuV/m dBuV/m dB dBuV dB/m dB dB dB cm deg 1 5149.94 47.52 54.00 -6.48 33.91 32.90 10.56 33.56 3.71 300 120 Average	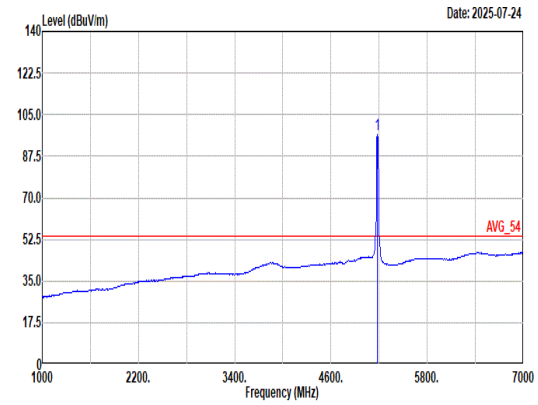 Site : 03CH23-HY Condition: AVG_54 3m DRH18-E_LE2C05A18EN_250702 VERTICAL : RBW:1000.000kHz VBW:1.000kHz SWT:Auto Freq Level Limit Line Margin Read Level Ant Factor Cable Loss Preamp Factor Aux Factor APos TPos Remark MHz dBuV/m dBuV/m dB dBuV dB/m dB dB dB cm deg 1 5180.00 96.72 ------ ------ 83.20 32.85 10.58 33.63 3.72 300 120 Average

Mode	36	
	Harmonic	
	U-NII-1_5.15-5.25_802.11ax HE20_CH36_Full RU_5180MHz	
ANT	2	
Pol.	Horizontal	Vertical
Peak Avg	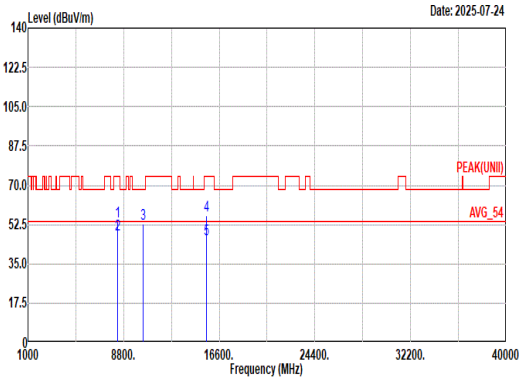 Site : 03CH23-HY Condition: PEAK(UNII) 3m DRH18-E_LE2C05A18EN_250702 HORIZONTAL Freq Level Limit Line Margin Read Level Ant Factor Cable Loss Preamp Factor Aux Factor APos TPos Remark 1 8288.00 54.13 74.00 -19.87 38.26 37.12 13.50 36.83 2.08 100 7 Peak 2 8288.00 48.12 54.00 -5.88 32.25 37.12 13.50 36.83 2.08 100 7 Average 3 10360.00 52.68 68.20 -15.52 36.95 37.66 14.88 39.04 2.23 205 346 Peak 4 15540.00 56.28 74.00 -17.72 39.58 41.00 18.34 45.17 2.53 -- -- Peak 5 15540.00 46.13 54.00 -7.87 29.43 41.00 18.34 45.17 2.53 -- -- Average	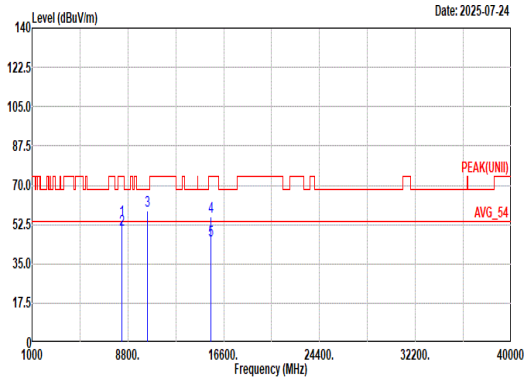 Site : 03CH23-HY Condition: PEAK(UNII) 3m DRH18-E_LE2C05A18EN_250702 VERTICAL Freq Level Limit Line Margin Read Level Ant Factor Cable Loss Preamp Factor Aux Factor APos TPos Remark 1 8288.00 54.65 74.00 -19.35 38.78 37.12 13.50 36.83 2.08 110 348 Peak 2 8288.00 50.16 54.00 -3.84 34.29 37.12 13.50 36.83 2.08 110 348 Average 3 10360.00 58.42 68.20 -9.78 42.69 37.66 14.88 39.04 2.23 182 181 Peak 4 15540.00 55.79 74.00 -18.21 39.09 41.00 18.34 45.17 2.53 -- -- Peak 5 15540.00 45.64 54.00 -8.36 28.94 41.00 18.34 45.17 2.53 -- -- Average

Mode	37	
	Band Edge - L	
	U-NII-1_5.15-5.25_802.11ax HE20_CH44_Full RU_5220MHz	
ANT	2	
Pol.	Horizontal	Fundamental
Peak	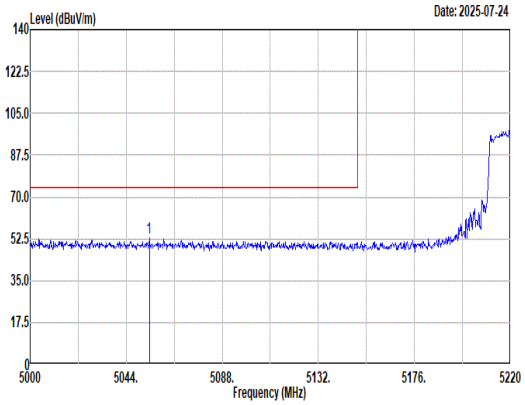 Site : 03CH23-HY Condition: PEAK_BE_74 3m DRH18-E_LE2C05A18EN_250702 HORIZONTAL : RBW:1000.000kHz VBW:3000.000kHz SWT:Auto Freq Level Limit Line Margin Read Level Ant Factor Cable Loss Preamp Factor Aux Factor APos TPos Remark MHz dBuV/m dBuV/m dB dBuV dB/m dB dB dB cm deg 1 5054.56 52.68 74.00 -21.32 38.95 32.90 10.49 33.33 3.67 101 277 Peak	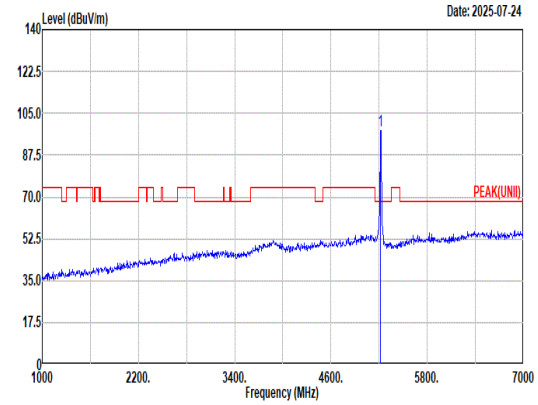 Site : 03CH23-HY Condition: PEAK(UNII) 3m DRH18-E_LE2C05A18EN_250702 HORIZONTAL : RBW:1000.000kHz VBW:3000.000kHz SWT:Auto Freq Level Limit Line Margin Read Level Ant Factor Cable Loss Preamp Factor Aux Factor APos TPos Remark MHz dBuV/m dBuV/m dB dBuV dB/m dB dB dB cm deg 1 5220.00 97.97 ------ ------ 84.60 32.76 10.62 33.74 3.73 101 277 Peak
Avg	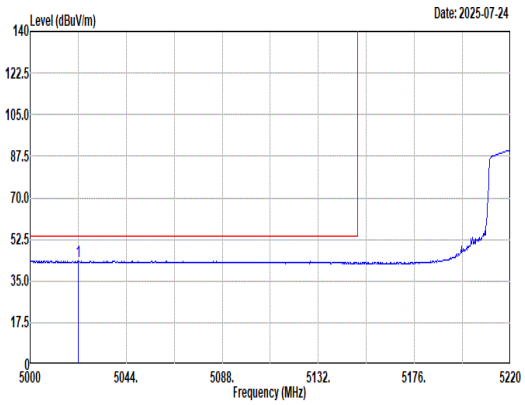 Site : 03CH23-HY Condition: AVG_BE_54 3m DRH18-E_LE2C05A18EN_250702 HORIZONTAL : RBW:1000.000kHz VBW:1.000kHz SWT:Auto Freq Level Limit Line Margin Read Level Ant Factor Cable Loss Preamp Factor Aux Factor APos TPos Remark MHz dBuV/m dBuV/m dB dBuV dB/m dB dB dB cm deg 1 5022.00 43.33 54.00 -10.67 29.48 32.96 10.47 33.24 3.66 101 277 Average	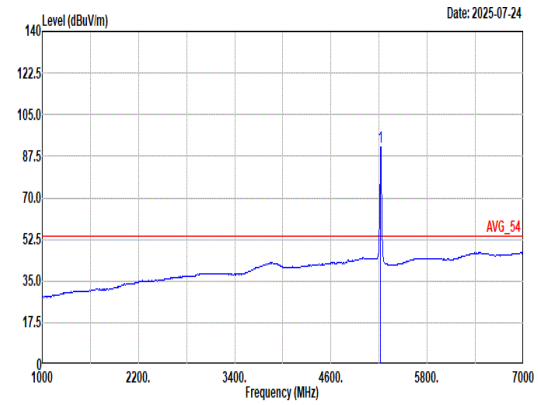 Site : 03CH23-HY Condition: AVG_54 3m DRH18-E_LE2C05A18EN_250702 HORIZONTAL : RBW:1000.000kHz VBW:1.000kHz SWT:Auto Freq Level Limit Line Margin Read Level Ant Factor Cable Loss Preamp Factor Aux Factor APos TPos Remark MHz dBuV/m dBuV/m dB dBuV dB/m dB dB dB cm deg 1 5220.00 91.36 ------ ------ 77.99 32.75 10.63 33.75 3.74 101 277 Average

Mode	37	
	Band Edge - R	
	U-NII-1_5.15-5.25_802.11ax HE20_CH44_Full RU_5220MHz	
ANT	2	
Pol.	Horizontal	Fundamental
Peak	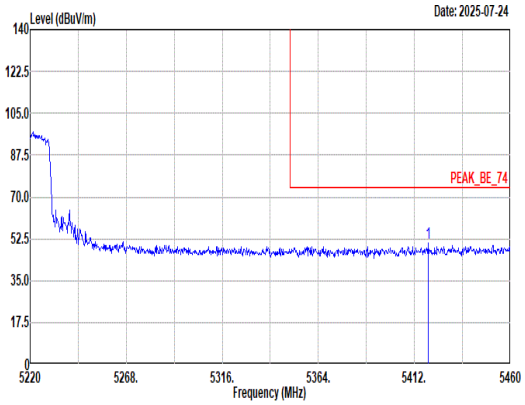 Site : 03CH23-HY Condition: PEAK_BE_74 3m DRH18-E_LE2C05A18EN_250702 HORIZONTAL : RBW:1000.000kHz VBW:3000.000kHz SWT:Auto Limit Read Ant Cable Preamp Aux APos TPos Freq Level Line Margin Level Factor Loss Factor Factor Remark MHz dBuV/m dBuV/m dB dBuV dB/m dB dB dB cm deg 1 5418.96 50.67 74.00 -23.33 37.64 32.64 10.84 34.24 3.79 101 277 Peak	Blank
Avg	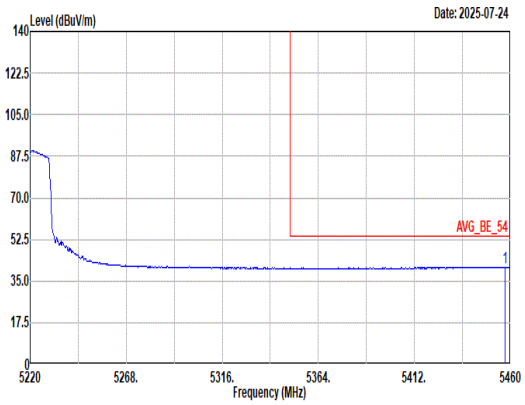 Site : 03CH23-HY Condition: AVG_BE_54 3m DRH18-E_LE2C05A18EN_250702 HORIZONTAL : RBW:1000.000kHz VBW:1.000kHz SWT:Auto Limit Read Ant Cable Preamp Aux APos TPos Freq Level Line Margin Level Factor Loss Factor Factor Remark MHz dBuV/m dBuV/m dB dBuV dB/m dB dB dB cm deg 1 5457.36 40.93 54.00 -13.07 27.83 32.71 10.91 34.33 3.81 101 277 Average	Blank

Mode	37	
	Band Edge - L	
	U-NII-1_5.15-5.25_802.11ax HE20_CH44_Full RU_5220MHz	
ANT	2	
Pol.	Vertical	Fundamental
Peak	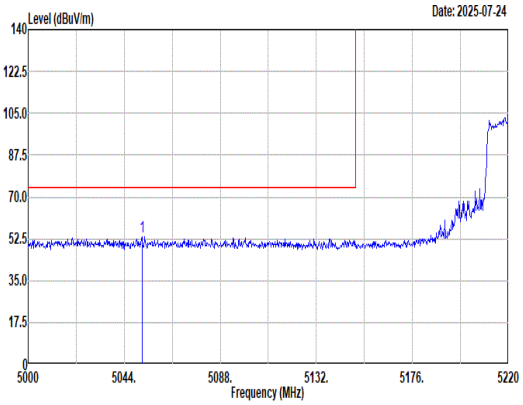 Site : 03CH23-HY Condition: PEAK_BE_74 3m DRH18-E_LE2C05A18EN_250702 VERTICAL : RBW:1000.000kHz VBW:3000.000kHz SWT:Auto 1 5052.14 53.60 74.00 -20.40 39.86 32.90 10.49 33.32 3.67 250 123 Peak	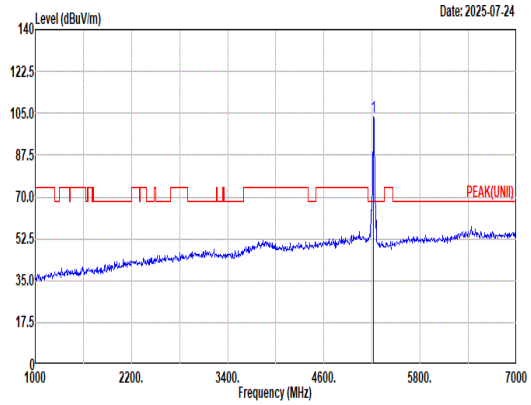 Site : 03CH23-HY Condition: PEAK(UNII) 3m DRH18-E_LE2C05A18EN_250702 VERTICAL : RBW:1000.000kHz VBW:3000.000kHz SWT:Auto 1 5220.00 103.30 ------ ------ 89.93 32.76 10.62 33.74 3.73 250 123 Peak
Avg	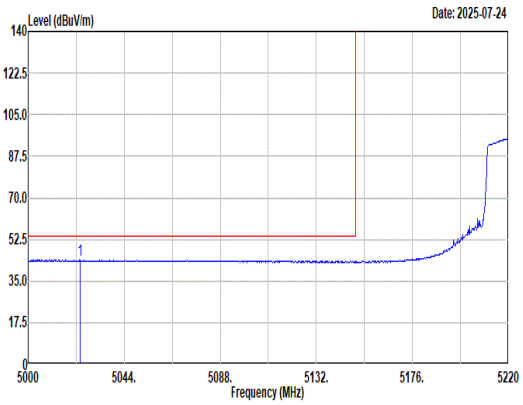 Site : 03CH23-HY Condition: AVG_BE_54 3m DRH18-E_LE2C05A18EN_250702 VERTICAL : RBW:1000.000kHz VBW:1.000kHz SWT:Auto 1 5023.76 43.77 54.00 -10.23 29.94 32.95 10.47 33.25 3.66 250 123 Average	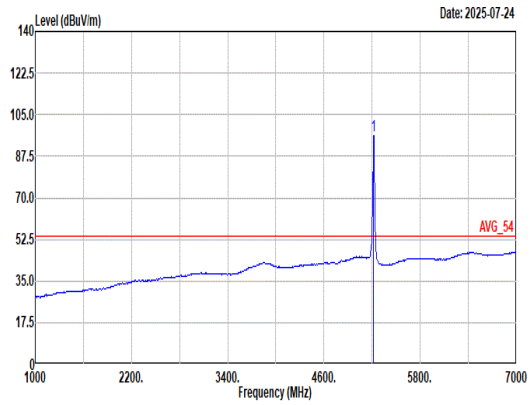 Site : 03CH23-HY Condition: AVG_54 3m DRH18-E_LE2C05A18EN_250702 VERTICAL : RBW:1000.000kHz VBW:1.000kHz SWT:Auto 1 5220.00 96.11 ------ ------ 82.74 32.76 10.62 33.74 3.73 250 123 Average

Mode	37	
	Band Edge - R	
	U-NII-1_5.15-5.25_802.11ax HE20_CH44_Full RU_5220MHz	
ANT	2	
Pol.	Vertical	Fundamental
Peak	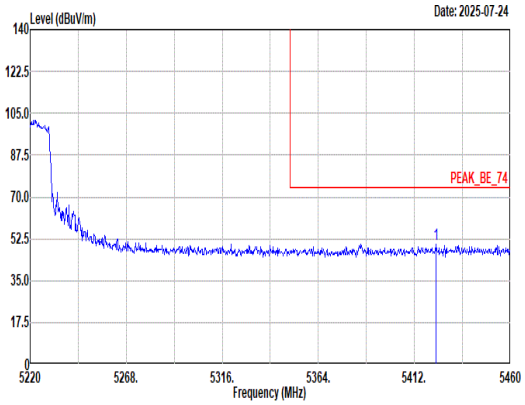 Site : 03CH23-HY Condition: PEAK_BE_74 3m DRH18-E_LE2C05A18EN_250702 VERTICAL : RBW:1000.000kHz VBW:3000.000kHz SWT:Auto Limit Read Ant Cable Preamp Aux APos TPos Freq Level Line Margin Level Factor Loss Factor Factor Remark MHz dBuV/m dBuV/m dB dBuV dB/m dB dB dB cm deg 1 5422.80 50.16 74.00 -23.84 37.12 32.65 10.85 34.25 3.79 250 123 Peak	Blank
Avg	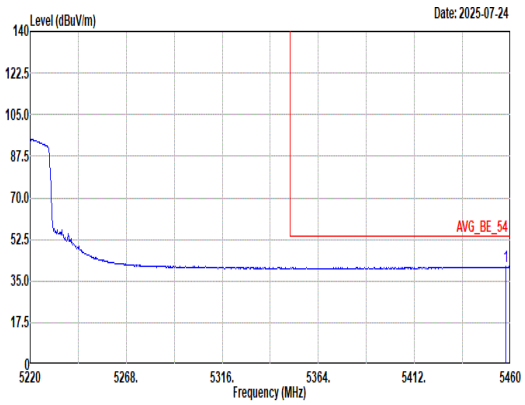 Site : 03CH23-HY Condition: AVG_BE_54 3m DRH18-E_LE2C05A18EN_250702 VERTICAL : RBW:1000.000kHz VBW:1.000kHz SWT:Auto Limit Read Ant Cable Preamp Aux APos TPos Freq Level Line Margin Level Factor Loss Factor Factor Remark MHz dBuV/m dBuV/m dB dBuV dB/m dB dB dB cm deg 1 5457.60 41.05 54.00 -12.95 27.94 32.72 10.91 34.33 3.81 250 123 Average	Blank

Mode	37	
	Harmonic	
	U-NII-1_5.15-5.25_802.11ax HE20_CH44_Full RU_5220MHz	
ANT	2	
Pol.	Horizontal	Vertical
Peak Avg	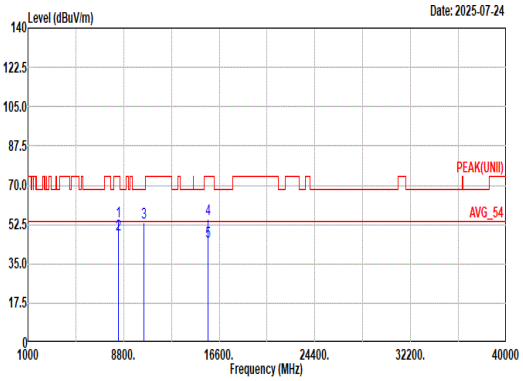 Site : 03CH23-HY Condition: PEAK(UNII) 3m DRH18-E_LE2C05A18EN_250702 HORIZONTAL Freq Level Limit Line Margin Read Level Ant Factor Cable Loss Preamp Factor Aux Factor APos TPos Remark MHz dBuV/m dBuV/m dB dBuV dB/m dB dB dB cm deg 1 8352.00 53.83 74.00 -20.17 37.94 37.10 13.53 36.84 2.10 100 6 Peak 2 8352.00 47.87 54.00 -6.13 31.98 37.10 13.53 36.84 2.10 100 6 Average 3 10440.00 53.16 68.20 -15.04 37.70 37.42 14.94 39.13 2.23 198 346 Peak 4 15660.00 55.20 74.00 -18.80 38.67 40.88 18.41 45.29 2.53 -- -- Peak 5 15660.00 45.05 54.00 -8.95 28.52 40.88 18.41 45.29 2.53 -- -- Average	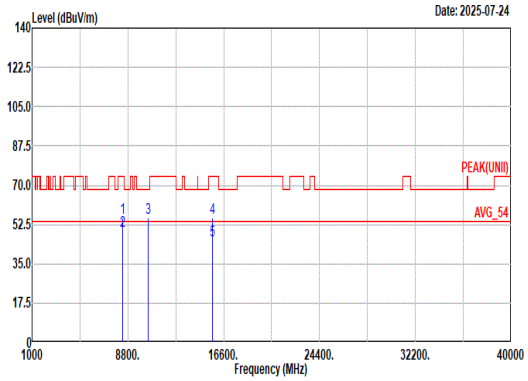 Site : 03CH23-HY Condition: PEAK(UNII) 3m DRH18-E_LE2C05A18EN_250702 VERTICAL Freq Level Limit Line Margin Read Level Ant Factor Cable Loss Preamp Factor Aux Factor APos TPos Remark MHz dBuV/m dBuV/m dB dBuV dB/m dB dB dB cm deg 1 8352.00 55.33 74.00 -18.67 39.44 37.10 13.53 36.84 2.10 100 309 Peak 2 8352.00 49.68 54.00 -4.32 33.79 37.10 13.53 36.84 2.10 100 309 Average 3 10440.00 55.69 68.20 -12.51 40.23 37.42 14.94 39.13 2.23 197 174 Peak 4 15660.00 55.59 74.00 -18.41 39.06 40.88 18.41 45.29 2.53 -- -- Peak 5 15660.00 45.44 54.00 -8.56 28.91 40.88 18.41 45.29 2.53 -- -- Average

Mode	38	
	Band Edge - L	
	U-NII-1_5.15-5.25_802.11ax HE20_CH48_Full RU_5240MHz	
ANT	2	
Pol.	Horizontal	Fundamental
Peak	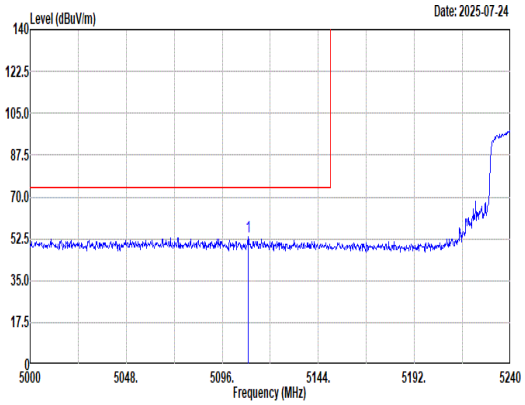 Site : 03CH23-HY Condition: PEAK_BE_74 3m DRH18-E_LE2C05A18EN_250702 HORIZONTAL : RBW:1000.000kHz VBW:3000.000kHz SWT:Auto Freq Level Limit Line Margin Read Level Ant Factor Cable Loss Preamp Factor Aux Factor APos TPos Remark MHz dBuV/m dBuV/m dB dBuV dB/m dB dB dB cm deg 1 5108.96 53.21 74.00 -20.79 39.55 32.90 10.53 33.46 3.69 100 275 Peak	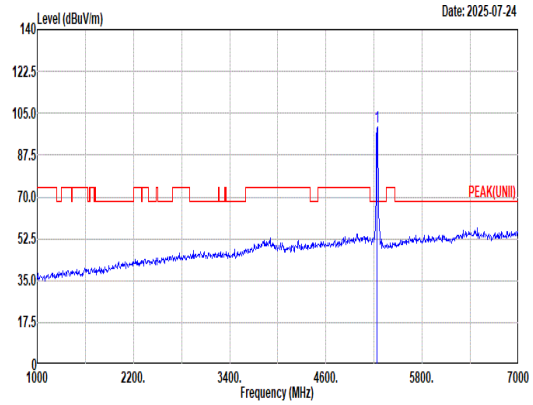 Site : 03CH23-HY Condition: PEAK(UNII) 3m DRH18-E_LE2C05A18EN_250702 HORIZONTAL : RBW:1000.000kHz VBW:3000.000kHz SWT:Auto Freq Level Limit Line Margin Read Level Ant Factor Cable Loss Preamp Factor Aux Factor APos TPos Remark MHz dBuV/m dBuV/m dB dBuV dB/m dB dB dB cm deg 1 5240.00 99.50 ------ ------ 86.19 32.72 10.64 33.79 3.74 100 275 Peak
Avg	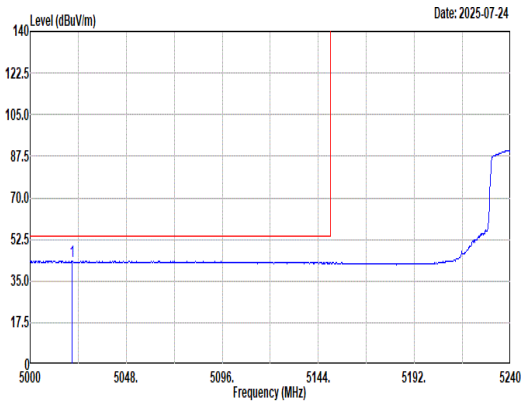 Site : 03CH23-HY Condition: AVG_BE_54 3m DRH18-E_LE2C05A18EN_250702 HORIZONTAL : RBW:1000.000kHz VBW:1.000kHz SWT:Auto Freq Level Limit Line Margin Read Level Ant Factor Cable Loss Preamp Factor Aux Factor APos TPos Remark MHz dBuV/m dBuV/m dB dBuV dB/m dB dB dB cm deg 1 5021.12 43.28 54.00 -10.72 29.43 32.96 10.47 33.24 3.66 100 275 Average	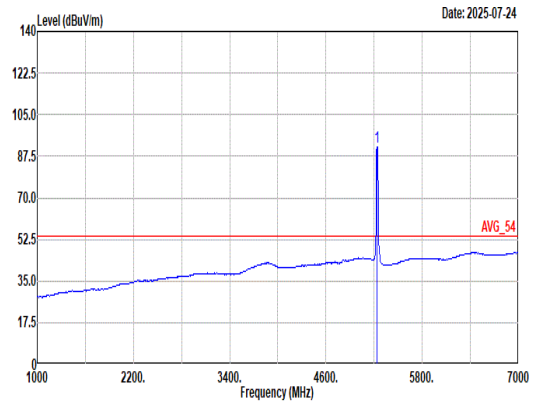 Site : 03CH23-HY Condition: AVG_54 3m DRH18-E_LE2C05A18EN_250702 HORIZONTAL : RBW:1000.000kHz VBW:1.000kHz SWT:Auto Freq Level Limit Line Margin Read Level Ant Factor Cable Loss Preamp Factor Aux Factor APos TPos Remark MHz dBuV/m dBuV/m dB dBuV dB/m dB dB dB cm deg 1 5240.00 91.58 ------ ------ 78.25 32.73 10.64 33.78 3.74 100 275 Average

Mode	38	
	Band Edge - R	
	U-NII-1_5.15-5.25_802.11ax HE20_CH48_Full RU_5240MHz	
ANT	2	
Pol.	Horizontal	Fundamental
Peak	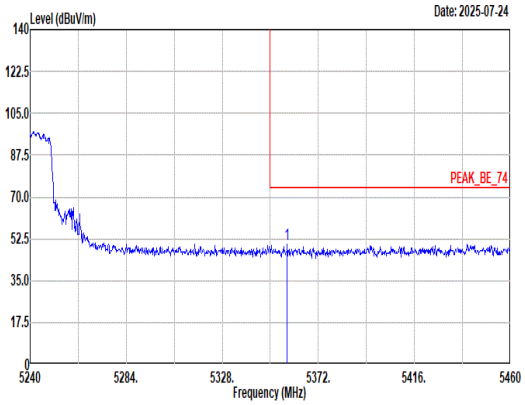 Site : 03CH23-HY Condition: PEAK_BE_74 3m DRH18-E_LE2C05A18EN_250702 HORIZONTAL : RBW:1000.000kHz VBW:3000.000kHz SWT:Auto Limit Read Ant Cable Preamp Aux APos TPos Freq Level Line Margin Level Factor Loss Factor Factor Remark MHz dBuV/m dBuV/m dB dBuV dB/m dB dB dB cm deg 1 5357.70 50.11 74.00 -23.89 37.13 32.52 10.77 34.08 3.77 100 275 Peak	Blank
Avg	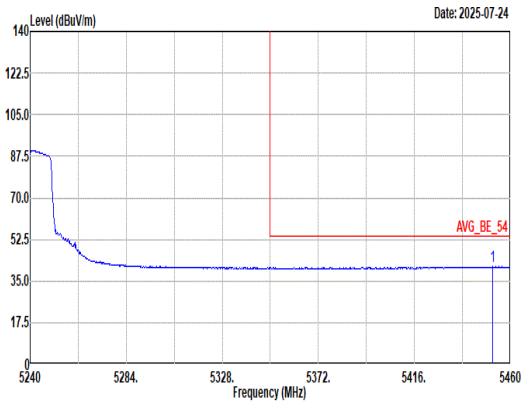 Site : 03CH23-HY Condition: AVG_BE_54 3m DRH18-E_LE2C05A18EN_250702 HORIZONTAL : RBW:1000.000kHz VBW:1.000kHz SWT:Auto Limit Read Ant Cable Preamp Aux APos TPos Freq Level Line Margin Level Factor Loss Factor Factor Remark MHz dBuV/m dBuV/m dB dBuV dB/m dB dB dB cm deg 1 5451.86 41.14 54.00 -12.86 28.05 32.70 10.90 34.32 3.81 100 275 Average	Blank

Mode	38	
	Band Edge - L	
	U-NII-1_5.15-5.25_802.11ax HE20_CH48_Full RU_5240MHz	
ANT	2	
Pol.	Vertical	Fundamental
Peak	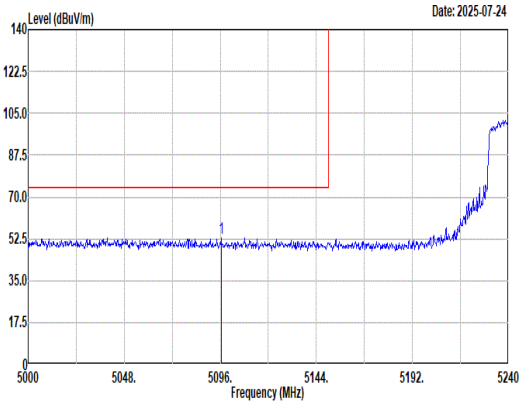 Site : 03CH23-HY Condition: PEAK_BE_74 3m DRH18-E_LE2C05A18EN_250702 VERTICAL : RBW:1000.000kHz VBW:3000.000kHz SWT:Auto 1 5096.48 52.72 74.00 -21.28 39.04 32.90 10.52 33.43 3.69 234 125 Peak	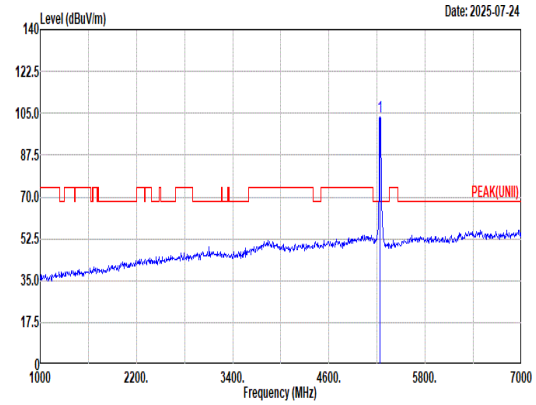 Site : 03CH23-HY Condition: PEAK(UNII) 3m DRH18-E_LE2C05A18EN_250702 VERTICAL : RBW:1000.000kHz VBW:3000.000kHz SWT:Auto 1 5240.00 103.79 ------ ------ 90.46 32.73 10.64 33.78 3.74 234 125 Peak
Avg	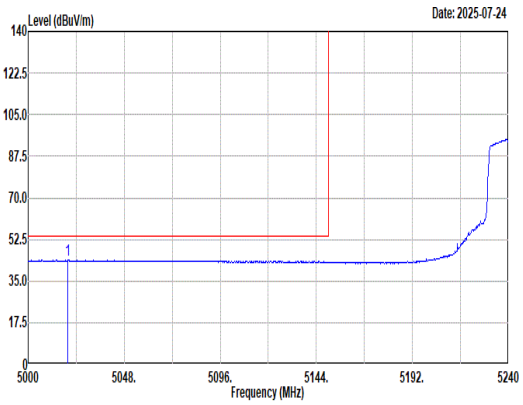 Site : 03CH23-HY Condition: AVG_BE_54 3m DRH18-E_LE2C05A18EN_250702 VERTICAL : RBW:1000.000kHz VBW:1.000kHz SWT:Auto 1 5019.68 43.88 54.00 -10.12 30.04 32.96 10.46 33.24 3.66 234 125 Average	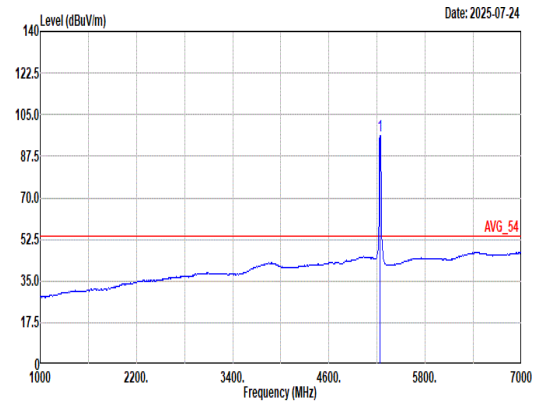 Site : 03CH23-HY Condition: AVG_54 3m DRH18-E_LE2C05A18EN_250702 VERTICAL : RBW:1000.000kHz VBW:1.000kHz SWT:Auto 1 5240.00 95.98 ------ ------ 82.65 32.73 10.64 33.78 3.74 234 125 Average

Mode	38	
	Band Edge - R	
	U-NII-1_5.15-5.25_802.11ax HE20_CH48_Full RU_5240MHz	
ANT	2	
Pol.	Vertical	Fundamental
Peak	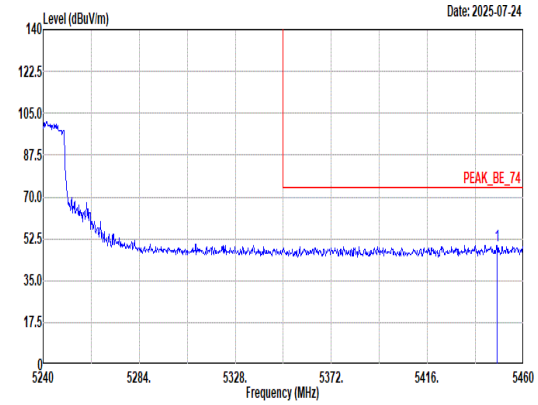 Site : 03CH23-HY Condition: PEAK_BE_74 3m DRH18-E_LE2C05A18EN_250702 VERTICAL : RBW:1000.000kHz VBW:3000.000kHz SWT:Auto Limit Read Ant Cable Preamp Aux APos TPos Freq Level Line Margin Level Factor Loss Factor Factor Remark MHz dBuV/m dBuV/m dB dBuV dB/m dB dB dB cm deg 1 5447.90 49.88 74.00 -24.12 36.79 32.70 10.89 34.31 3.81 234 125 Peak	Blank
Avg	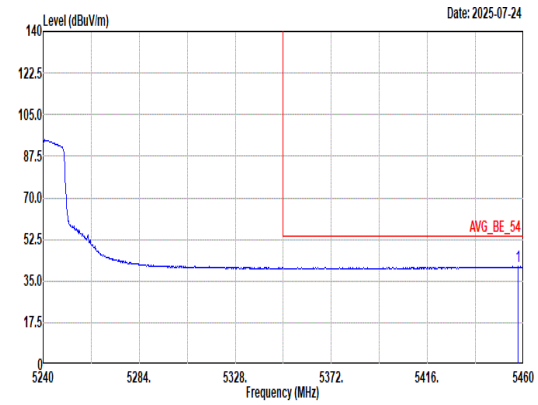 Site : 03CH23-HY Condition: AVG_BE_54 3m DRH18-E_LE2C05A18EN_250702 VERTICAL : RBW:1000.000kHz VBW:1.000kHz SWT:Auto Limit Read Ant Cable Preamp Aux APos TPos Freq Level Line Margin Level Factor Loss Factor Factor Remark MHz dBuV/m dBuV/m dB dBuV dB/m dB dB dB cm deg 1 5457.36 41.00 54.00 -13.00 27.90 32.71 10.91 34.33 3.81 234 125 Average	Blank

Mode	38	
	Harmonic	
	U-NII-1_5.15-5.25_802.11ax HE20_CH48_Full RU_5240MHz	
ANT	2	
Pol.	Horizontal	Vertical
Peak Avg	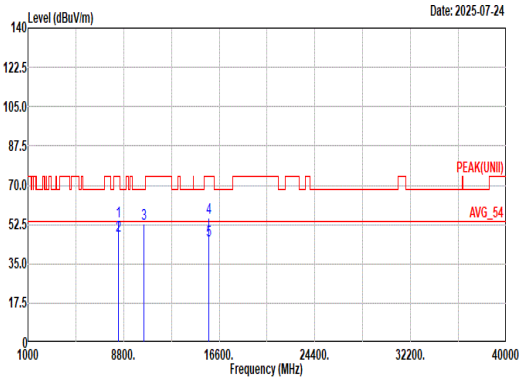 Site : 03CH23-HY Condition: PEAK(UNII) 3m DRH18-E_LE2C05A18EN_250702 HORIZONTAL Freq Level Limit Line Margin Read Level Ant Factor Cable Loss Preamp Factor Aux Factor APos TPos Remark 1 8384.00 53.92 74.00 -20.08 37.95 37.17 13.54 36.85 2.11 100 6 Peak 2 8384.00 47.68 54.00 -6.32 31.71 37.17 13.54 36.85 2.11 100 6 Average 3 10480.00 52.86 68.20 -15.34 37.38 37.46 14.97 39.18 2.23 208 347 Peak 4 15720.00 55.72 74.00 -18.28 39.26 40.84 18.44 45.35 2.53 -- -- Peak 5 15720.00 45.57 54.00 -8.43 29.11 40.84 18.44 45.35 2.53 -- -- Average	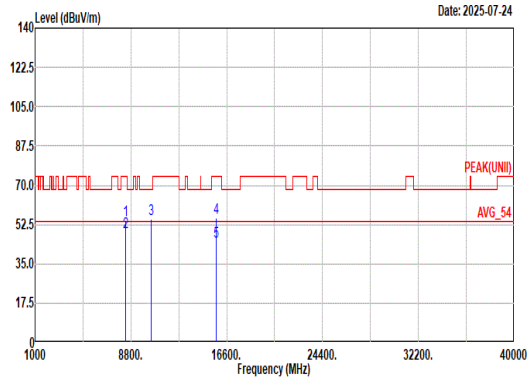 Site : 03CH23-HY Condition: PEAK(UNII) 3m DRH18-E_LE2C05A18EN_250702 VERTICAL Freq Level Limit Line Margin Read Level Ant Factor Cable Loss Preamp Factor Aux Factor APos TPos Remark 1 8384.00 54.60 74.00 -19.40 38.63 37.17 13.54 36.85 2.11 100 349 Peak 2 8384.00 49.29 54.00 -4.71 33.32 37.17 13.54 36.85 2.11 100 349 Average 3 10480.00 55.02 68.20 -13.18 39.54 37.46 14.97 39.18 2.23 190 178 Peak 4 15720.00 55.23 74.00 -18.77 38.77 40.84 18.44 45.35 2.53 -- -- Peak 5 15720.00 45.08 54.00 -8.92 28.62 40.84 18.44 45.35 2.53 -- -- Average

Mode	39	
	Band Edge	
	U-NII-1_5.15-5.25_802.11ax HE20_CH36_Partial RU106/53_5180MHz	
ANT	2	
Pol.	Horizontal	Fundamental
Peak	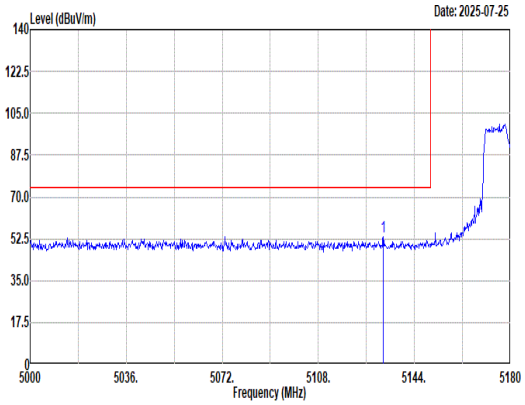 Site : 03CH23-HY Condition: PEAK_BE_74 3m DRH18-E_LE2C05A18EN_250702 HORIZONTAL : RBW:1000.000kHz VBW:3000.000kHz SWT:Auto Freq Level Limit Line Margin Read Level Ant Factor Cable Loss Preamp Factor Aux Factor APos TPos Remark MHz dBuV/m dBuV/m dB dBuV dB/m dB dB dB cm deg 1 5132.30 53.55 74.00 -20.45 39.92 32.90 10.55 33.52 3.70 100 265 Peak	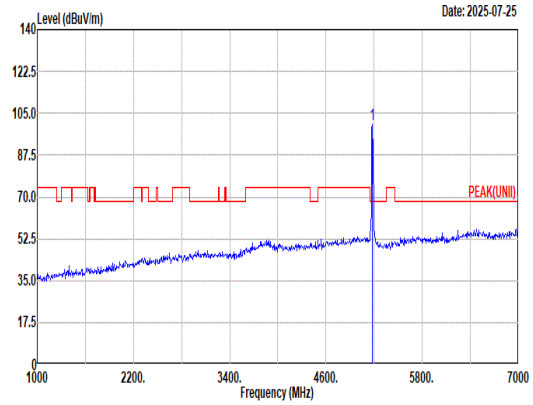 Site : 03CH23-HY Condition: PEAK(UNII) 3m DRH18-E_LE2C05A18EN_250702 HORIZONTAL : RBW:1000.000kHz VBW:3000.000kHz SWT:Auto Freq Level Limit Line Margin Read Level Ant Factor Cable Loss Preamp Factor Aux Factor APos TPos Remark MHz dBuV/m dBuV/m dB dBuV dB/m dB dB dB cm deg 1 5180.00 100.34 ------ ------ 86.82 32.85 10.58 33.63 3.72 100 265 Peak
Avg	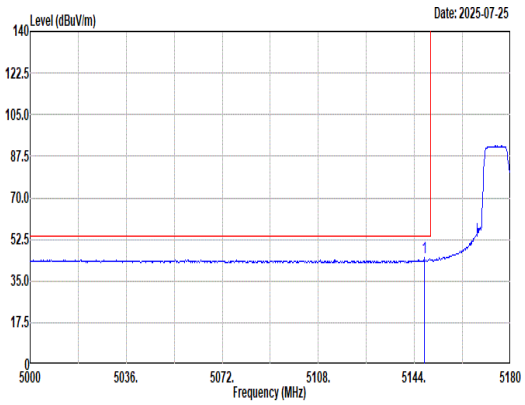 Site : 03CH23-HY Condition: AVG_BE_54 3m DRH18-E_LE2C05A18EN_250702 HORIZONTAL : RBW:1000.000kHz VBW:2.400kHz SWT:Auto Freq Level Limit Line Margin Read Level Ant Factor Cable Loss Preamp Factor Aux Factor APos TPos Remark MHz dBuV/m dBuV/m dB dBuV dB/m dB dB dB cm deg 1 5147.60 45.10 54.00 -8.90 31.49 32.90 10.56 33.56 3.71 100 265 Average	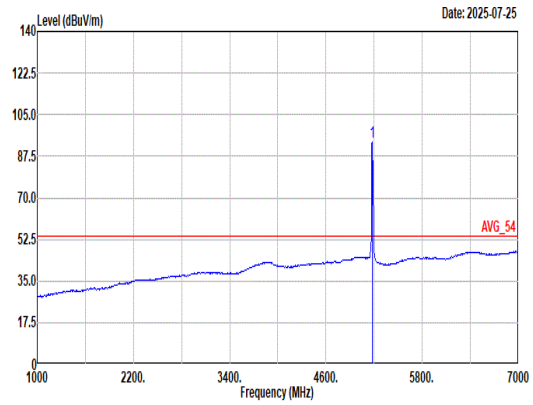 Site : 03CH23-HY Condition: AVG_54 3m DRH18-E_LE2C05A18EN_250702 HORIZONTAL : RBW:1000.000kHz VBW:2.400kHz SWT:Auto Freq Level Limit Line Margin Read Level Ant Factor Cable Loss Preamp Factor Aux Factor APos TPos Remark MHz dBuV/m dBuV/m dB dBuV dB/m dB dB dB cm deg 1 5180.00 93.26 ------ ------ 79.74 32.85 10.58 33.63 3.72 100 265 Average

Mode	39	
	Band Edge	
	U-NII-1_5.15-5.25_802.11ax HE20_CH36_Partial RU106/53_5180MHz	
ANT	2	
Pol.	Vertical	Fundamental
Peak	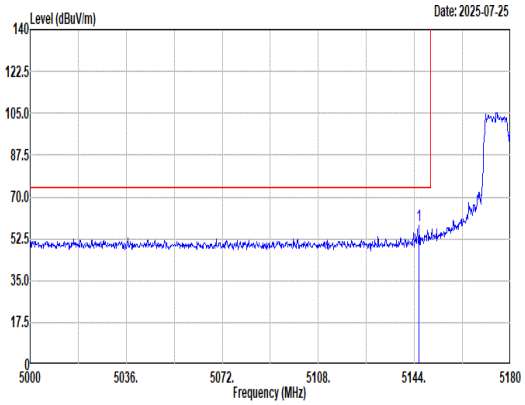 Site : 03CH23-HY Condition: PEAK_BE_74 3m DRH18-E_LE2C05A18EN_250702 VERTICAL : RBW:1000.000kHz VBW:3000.000kHz SWT:Auto 1 5145.80 58.22 74.00 -15.78 44.60 32.90 10.56 33.55 3.71 364 125 Peak	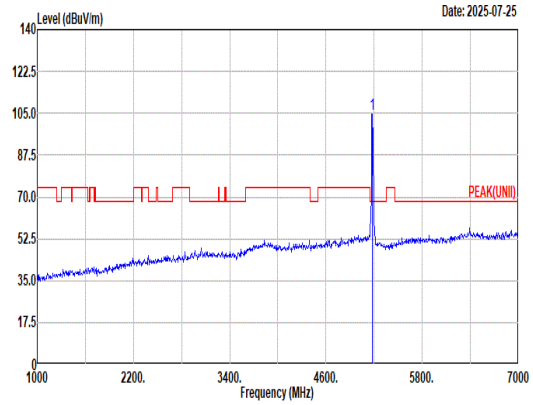 Site : 03CH23-HY Condition: PEAK(UNII) 3m DRH18-E_LE2C05A18EN_250702 VERTICAL : RBW:1000.000kHz VBW:3000.000kHz SWT:Auto 1 5180.00 104.67 ------ ------ 91.15 32.85 10.58 33.63 3.72 364 125 Peak
Avg	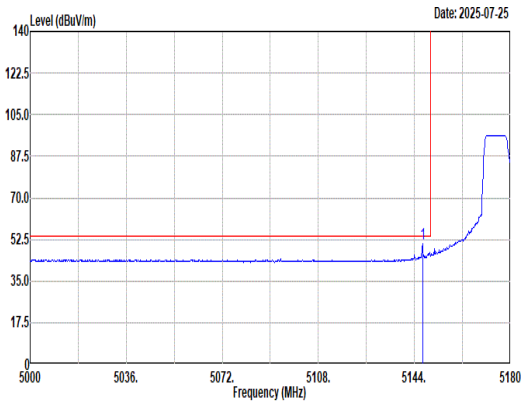 Site : 03CH23-HY Condition: AVG_BE_54 3m DRH18-E_LE2C05A18EN_250702 VERTICAL : RBW:1000.000kHz VBW:2.400kHz SWT:Auto 1 5147.06 50.84 54.00 -3.16 37.23 32.90 10.56 33.56 3.71 364 125 Average	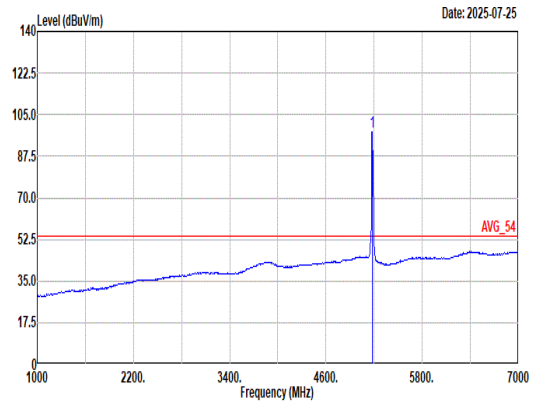 Site : 03CH23-HY Condition: AVG_54 3m DRH18-E_LE2C05A18EN_250702 VERTICAL : RBW:1000.000kHz VBW:2.400kHz SWT:Auto 1 5180.00 97.99 ------ ------ 84.45 32.86 10.58 33.62 3.72 364 125 Average

Mode	40	
	Band Edge - L	
	U-NII-2A_5.25-5.35_802.11a_CH52_5260MHz	
ANT	2	
Pol.	Horizontal	Fundamental
Peak	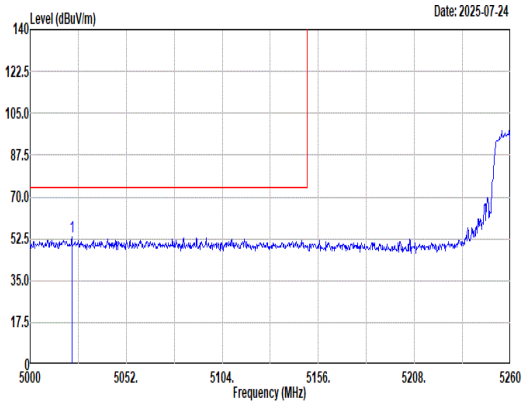 Site : 03CH23-HY Condition: PEAK_BE_74 3m DRH18-E_LE2C05A18EN_250702 HORIZONTAL : RBW:1000.000kHz VBW:3000.000kHz SWT:Auto Freq Level Limit Line Margin Read Level Ant Factor Cable Loss Preamp Factor Aux Factor APos TPos Remark MHz dBuV/m dBuV/m dB dBuV dB/m dB dB dB cm deg 1 5022.62 53.30 74.00 -20.70 39.47 32.95 10.47 33.25 3.66 100 271 Peak	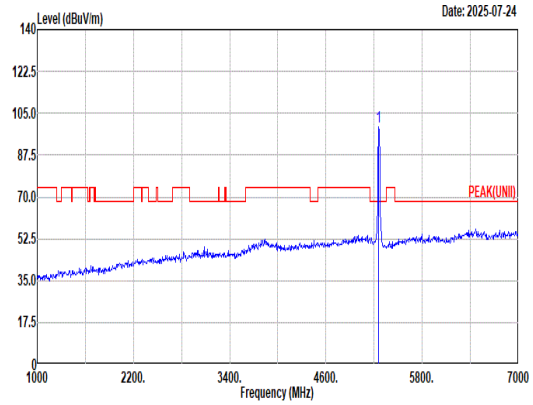 Site : 03CH23-HY Condition: PEAK(UNII) 3m DRH18-E_LE2C05A18EN_250702 HORIZONTAL : RBW:1000.000kHz VBW:3000.000kHz SWT:Auto Freq Level Limit Line Margin Read Level Ant Factor Cable Loss Preamp Factor Aux Factor APos TPos Remark MHz dBuV/m dBuV/m dB dBuV dB/m dB dB dB cm deg 1 5260.00 99.32 ------ ------ 86.08 32.68 10.66 33.84 3.74 100 271 Peak
Avg	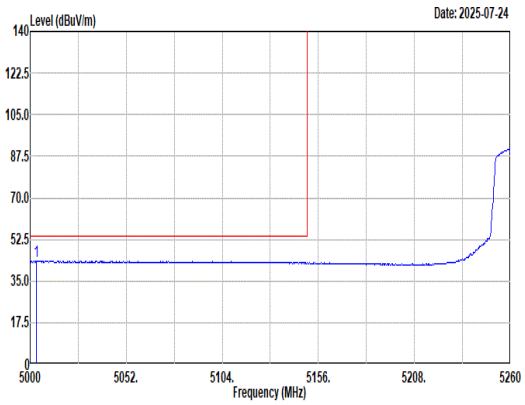 Site : 03CH23-HY Condition: AVG_BE_54 3m DRH18-E_LE2C05A18EN_250702 HORIZONTAL : RBW:1000.000kHz VBW:0.750kHz SWT:Auto Freq Level Limit Line Margin Read Level Ant Factor Cable Loss Preamp Factor Aux Factor APos TPos Remark MHz dBuV/m dBuV/m dB dBuV dB/m dB dB dB cm deg 1 5003.38 43.43 54.00 -10.57 29.54 32.99 10.45 33.20 3.65 100 271 Average	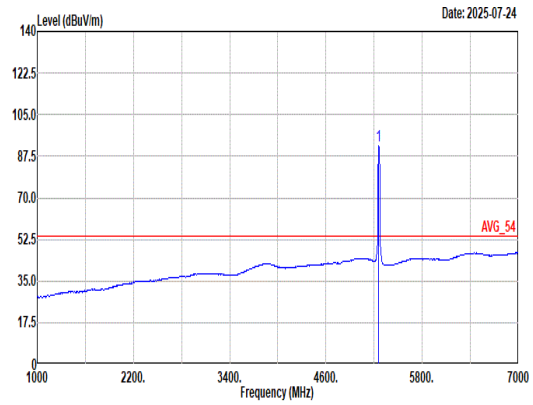 Site : 03CH23-HY Condition: AVG_54 3m DRH18-E_LE2C05A18EN_250702 HORIZONTAL : RBW:1000.000kHz VBW:0.750kHz SWT:Auto Freq Level Limit Line Margin Read Level Ant Factor Cable Loss Preamp Factor Aux Factor APos TPos Remark MHz dBuV/m dBuV/m dB dBuV dB/m dB dB dB cm deg 1 5260.00 91.90 ------ ------ 78.66 32.68 10.66 33.84 3.74 100 271 Average

Mode	40	
	Band Edge - R	
	U-NII-2A_5.25-5.35_802.11a_CH52_5260MHz	
ANT	2	
Pol.	Horizontal	Fundamental
Peak	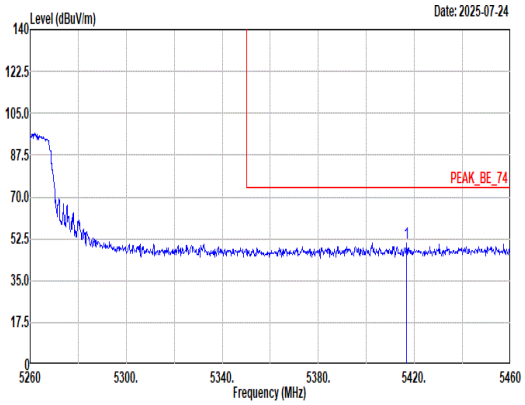 Site : 03CH23-HY Condition: PEAK_BE_74 3m DRH18-E_LE2C05A18EN_250702 HORIZONTAL : RBW:1000.000kHz VBW:3000.000kHz SWT:Auto Freq Level Limit Line Margin Read Level Ant Factor Cable Loss Preamp Factor Aux Factor APos TPos Remark MHz dBuV/m dBuV/m dB dBuV dB/m dB dB dB cm deg 1 5416.80 50.72 74.00 -23.28 37.69 32.63 10.84 34.23 3.79 100 271 Peak	Blank
Avg	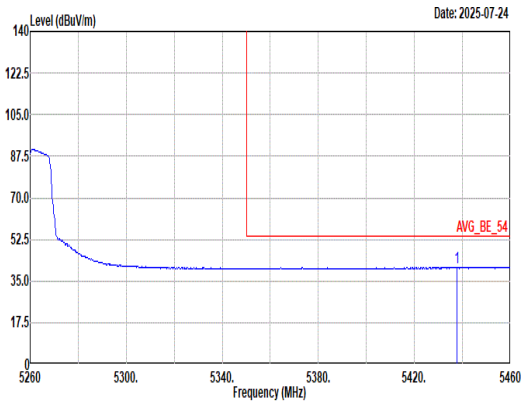 Site : 03CH23-HY Condition: AVG_BE_54 3m DRH18-E_LE2C05A18EN_250702 HORIZONTAL : RBW:1000.000kHz VBW:0.750kHz SWT:Auto Freq Level Limit Line Margin Read Level Ant Factor Cable Loss Preamp Factor Aux Factor APos TPos Remark MHz dBuV/m dBuV/m dB dBuV dB/m dB dB dB cm deg 1 5437.80 40.86 54.00 -13.14 27.78 32.68 10.88 34.28 3.80 100 271 Average	Blank

Mode	40	
	Band Edge - L	
	U-NII-2A_5.25-5.35_802.11a_CH52_5260MHz	
ANT	2	
Pol.	Vertical	Fundamental
Peak	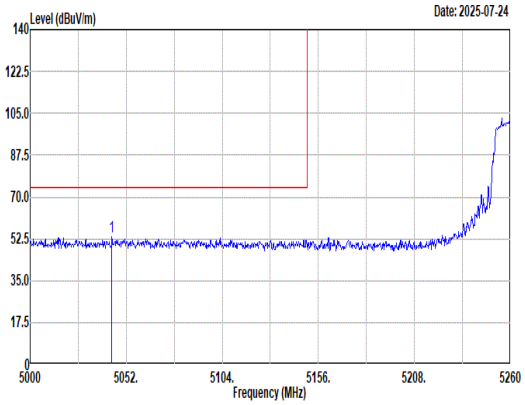 Site : 03CH23-HY Condition: PEAK_BE_74 3m DRH18-E_LE2C05A18EN_250702 VERTICAL : RBW:1000.000kHz VBW:3000.000kHz SWT:Auto Freq Level Limit Line Margin Read Level Ant Factor Cable Loss Preamp Factor Aux Factor APos TPos Remark MHz dBuV/m dBuV/m dB dBuV dB/m dB dB dB cm deg 1 5044.20 53.53 74.00 -20.47 39.77 32.91 10.48 33.30 3.67 246 132 Peak	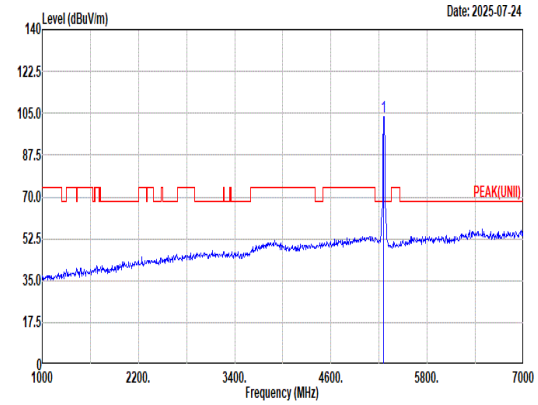 Site : 03CH23-HY Condition: PEAK(UNII) 3m DRH18-E_LE2C05A18EN_250702 VERTICAL : RBW:1000.000kHz VBW:3000.000kHz SWT:Auto Freq Level Limit Line Margin Read Level Ant Factor Cable Loss Preamp Factor Aux Factor APos TPos Remark MHz dBuV/m dBuV/m dB dBuV dB/m dB dB dB cm deg 1 5260.00 103.53 ------ ------ 90.29 32.67 10.67 33.85 3.75 246 132 Peak
Avg	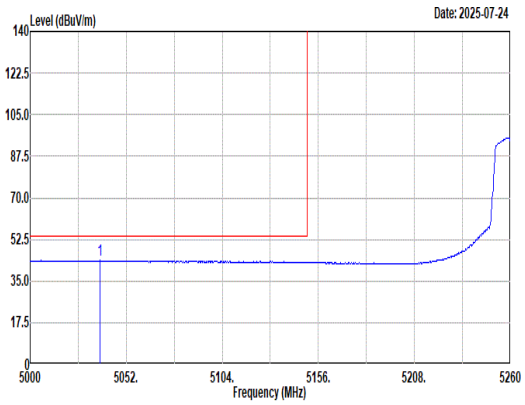 Site : 03CH23-HY Condition: AVG_BE_54 3m DRH18-E_LE2C05A18EN_250702 VERTICAL : RBW:1000.000kHz VBW:0.750kHz SWT:Auto Freq Level Limit Line Margin Read Level Ant Factor Cable Loss Preamp Factor Aux Factor APos TPos Remark MHz dBuV/m dBuV/m dB dBuV dB/m dB dB dB cm deg 1 5037.70 43.64 54.00 -10.36 29.85 32.92 10.48 33.28 3.67 246 132 Average	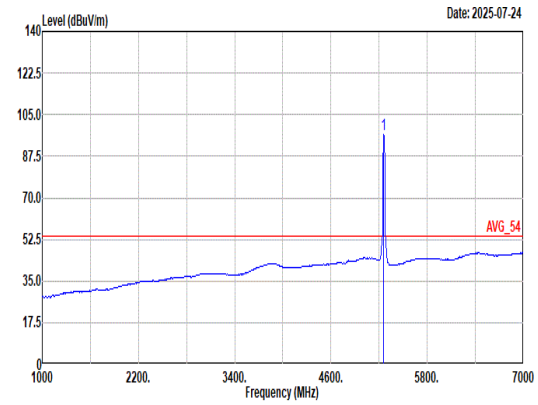 Site : 03CH23-HY Condition: AVG_54 3m DRH18-E_LE2C05A18EN_250702 VERTICAL : RBW:1000.000kHz VBW:0.750kHz SWT:Auto Freq Level Limit Line Margin Read Level Ant Factor Cable Loss Preamp Factor Aux Factor APos TPos Remark MHz dBuV/m dBuV/m dB dBuV dB/m dB dB dB cm deg 1 5260.00 96.78 ------ ------ 83.54 32.68 10.66 33.84 3.74 246 132 Average

Mode	40	
	Band Edge - R	
	U-NII-2A_5.25-5.35_802.11a_CH52_5260MHz	
ANT	2	
Pol.	Vertical	Fundamental
Peak	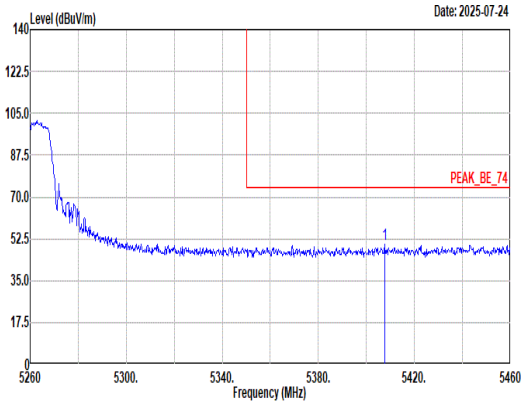 Site : 03CH23-HY Condition: PEAK_BE_74 3m DRH18-E_LE2C05A18EN_250702 VERTICAL : RBW:1000.000kHz VBW:3000.000kHz SWT:Auto Limit Read Ant Cable Preamp Aux APos TPos Freq Level Line Margin Level Factor Loss Factor Factor Remark MHz dBuV/m dBuV/m dB dBuV dB/m dB dB dB cm deg 1 5407.60 49.95 74.00 -24.05 36.94 32.62 10.82 34.21 3.78 246 132 Peak	Blank
Avg	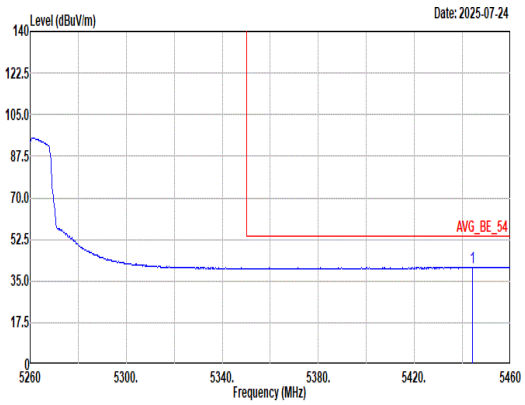 Site : 03CH23-HY Condition: AVG_BE_54 3m DRH18-E_LE2C05A18EN_250702 VERTICAL : RBW:1000.000kHz VBW:0.750kHz SWT:Auto Limit Read Ant Cable Preamp Aux APos TPos Freq Level Line Margin Level Factor Loss Factor Factor Remark MHz dBuV/m dBuV/m dB dBuV dB/m dB dB dB cm deg 1 5444.20 40.83 54.00 -13.17 27.74 32.69 10.89 34.30 3.81 246 132 Average	Blank

Mode	40	
	Harmonic	
	U-NII-2A_5.25-5.35_802.11a_CH52_5260MHz	
ANT	2	
Pol.	Horizontal	Vertical
Peak Avg	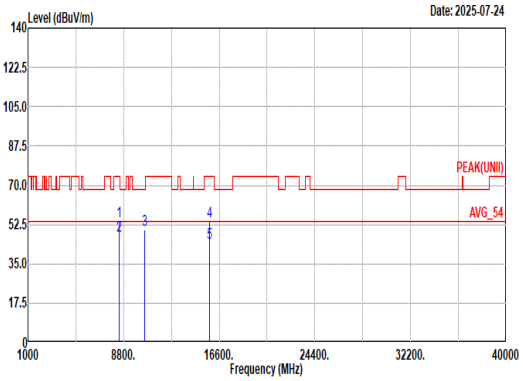 Site : 03CH23-HY Condition: PEAK(UNII) 3m DRH18-E_LE2C05A18EN_250702 HORIZONTAL Freq Level Limit Line Margin Read Level Ant Factor Cable Loss Preamp Factor Aux Factor APos TPos Remark 1 8416.00 53.94 74.00 -20.06 37.88 37.23 13.55 36.86 2.14 100 5 Peak 2 8416.00 47.34 54.00 -6.66 31.28 37.23 13.55 36.86 2.14 100 5 Average 3 10520.00 49.97 68.20 -18.23 34.38 37.58 15.01 39.23 2.23 -- -- Peak 4 15780.00 54.13 74.00 -19.87 37.52 41.02 18.47 45.41 2.53 -- -- Peak 5 15780.00 44.41 54.00 -9.59 27.80 41.02 18.47 45.41 2.53 -- -- Average	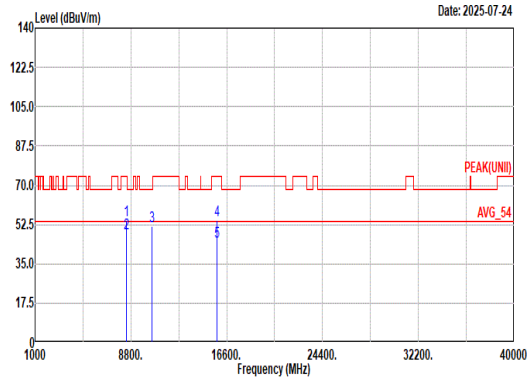 Site : 03CH23-HY Condition: PEAK(UNII) 3m DRH18-E_LE2C05A18EN_250702 VERTICAL Freq Level Limit Line Margin Read Level Ant Factor Cable Loss Preamp Factor Aux Factor APos TPos Remark 1 8416.00 54.67 74.00 -19.33 38.61 37.23 13.55 36.86 2.14 100 348 Peak 2 8416.00 48.69 54.00 -5.31 32.63 37.23 13.55 36.86 2.14 100 348 Average 3 10520.00 51.84 68.20 -16.36 36.25 37.58 15.01 39.23 2.23 -- -- Peak 4 15780.00 54.25 74.00 -19.75 37.64 41.02 18.47 45.41 2.53 -- -- Peak 5 15780.00 44.74 54.00 -9.26 28.13 41.02 18.47 45.41 2.53 -- -- Average