Mode	41	
	Band Edge - L	
	U-NII-2A_5.25-5.35_802.11a_CH60_5300MHz	
ANT	2	
Pol.	Horizontal	Fundamental
Peak	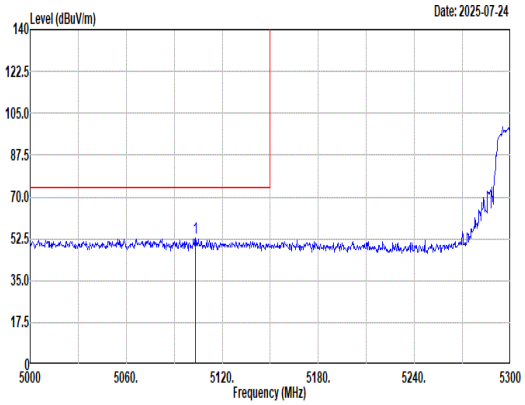 Site : 03CH23-HY Condition: PEAK_BE_74 3m DRH18-E_LE2C05A18EN_250702 HORIZONTAL : RBW:1000.000kHz VBW:3000.000kHz SWT:Auto Freq Level Limit Line Margin Read Level Ant Factor Cable Loss Preamp Factor Aux Factor APos TPos Remark MHz dBuV/m dBuV/m dB dBuV dB/m dB dB dB cm deg 1 5103.20 52.74 74.00 -21.26 39.07 32.90 10.53 33.45 3.69 100 273 Peak	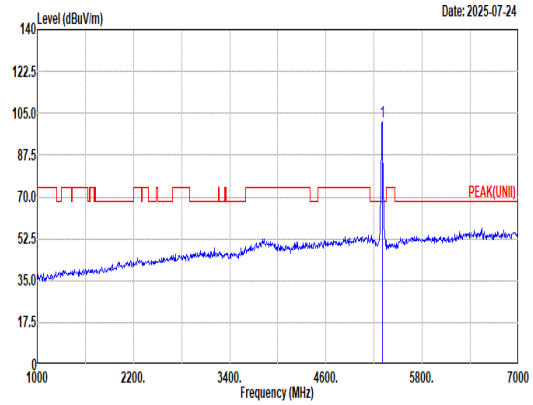 Site : 03CH23-HY Condition: PEAK(UNII) 3m DRH18-E_LE2C05A18EN_250702 HORIZONTAL : RBW:1000.000kHz VBW:3000.000kHz SWT:Auto Freq Level Limit Line Margin Read Level Ant Factor Cable Loss Preamp Factor Aux Factor APos TPos Remark MHz dBuV/m dBuV/m dB dBuV dB/m dB dB dB cm deg 1 5300.00 101.21 ------ ------ 88.08 32.60 10.71 33.94 3.76 100 273 Peak
Avg	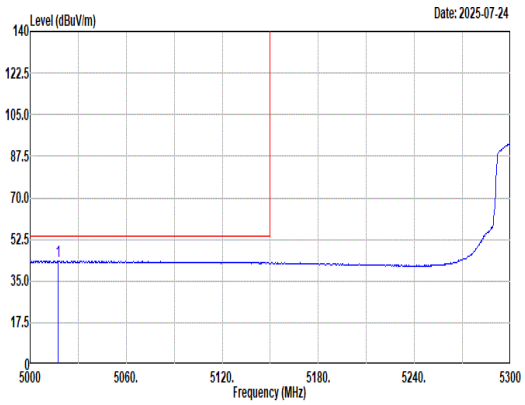 Site : 03CH23-HY Condition: AVG_BE_54 3m DRH18-E_LE2C05A18EN_250702 HORIZONTAL : RBW:1000.000kHz VBW:0.750kHz SWT:Auto Freq Level Limit Line Margin Read Level Ant Factor Cable Loss Preamp Factor Aux Factor APos TPos Remark MHz dBuV/m dBuV/m dB dBuV dB/m dB dB dB cm deg 1 5017.40 43.31 54.00 -10.69 29.45 32.97 10.46 33.23 3.66 100 273 Average	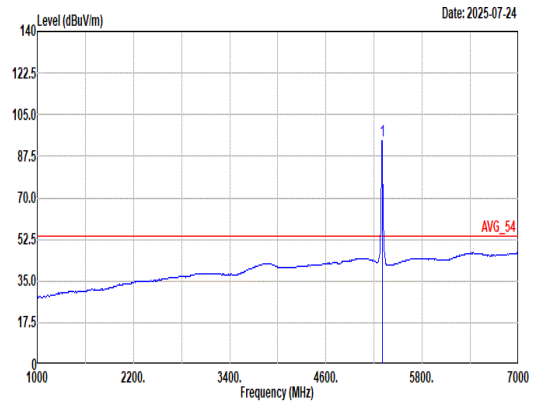 Site : 03CH23-HY Condition: AVG_54 3m DRH18-E_LE2C05A18EN_250702 HORIZONTAL : RBW:1000.000kHz VBW:0.750kHz SWT:Auto Freq Level Limit Line Margin Read Level Ant Factor Cable Loss Preamp Factor Aux Factor APos TPos Remark MHz dBuV/m dBuV/m dB dBuV dB/m dB dB dB cm deg 1 5300.00 94.13 ------ ------ 81.00 32.60 10.71 33.94 3.76 100 273 Average

Mode	41	
	Band Edge - R	
	U-NII-2A_5.25-5.35_802.11a_CH60_5300MHz	
ANT	2	
Pol.	Horizontal	Fundamental
Peak	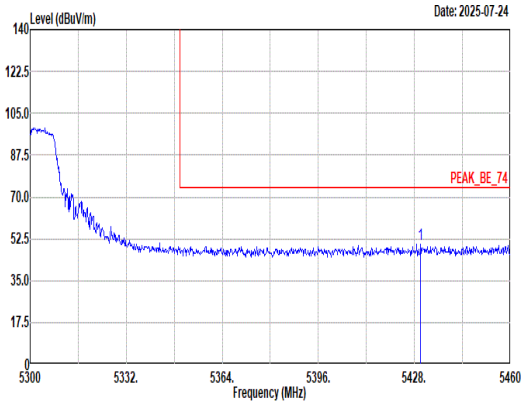 Site : 03CH23-HY Condition: PEAK_BE_74 3m DRH18-E_LE2C05A18EN_250702 HORIZONTAL : RBW:1000.000kHz VBW:3000.000kHz SWT:Auto Limit Read Ant Cable Preamp Aux APos TPos Freq Level Line Margin Level Factor Loss Factor Factor Remark MHz dBuV/m dBuV/m dB dBuV dB/m dB dB dB cm deg 1 5430.08 50.16 74.00 -23.84 37.11 32.66 10.86 34.27 3.80 100 273 Peak	Blank
Avg	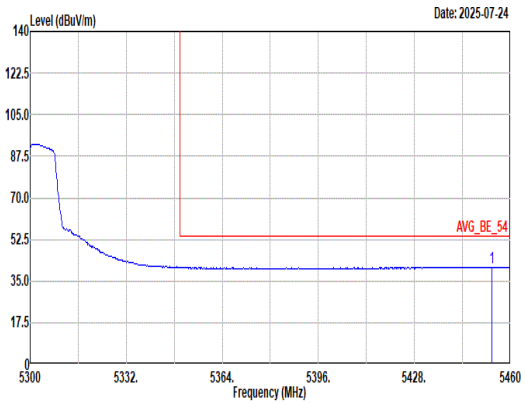 Site : 03CH23-HY Condition: AVG_BE_54 3m DRH18-E_LE2C05A18EN_250702 HORIZONTAL : RBW:1000.000kHz VBW:0.750kHz SWT:Auto Limit Read Ant Cable Preamp Aux APos TPos Freq Level Line Margin Level Factor Loss Factor Factor Remark MHz dBuV/m dBuV/m dB dBuV dB/m dB dB dB cm deg 1 5453.76 40.90 54.00 -13.10 27.80 32.71 10.90 34.32 3.81 100 273 Average	Blank

Mode	41	
	Band Edge - L	
	U-NII-2A_5.25-5.35_802.11a_CH60_5300MHz	
ANT	2	
Pol.	Vertical	Fundamental
Peak	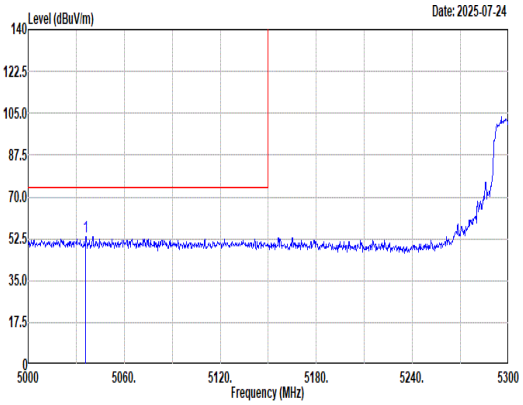 Site : 03CH23-HY Condition: PEAK_BE_74 3m DRH18-E_LE2C05A18EN_250702 VERTICAL : RBW:1000.000kHz VBW:3000.000kHz SWT:Auto Freq Level Limit Line Margin Read Level Ant Factor Cable Loss Preamp Factor Aux Factor APos TPos Remark MHz dBuV/m dBuV/m dB dBuV dB/m dB dB dB cm deg 1 5036.00 53.55 74.00 -20.45 39.76 32.93 10.48 33.28 3.66 241 130 Peak	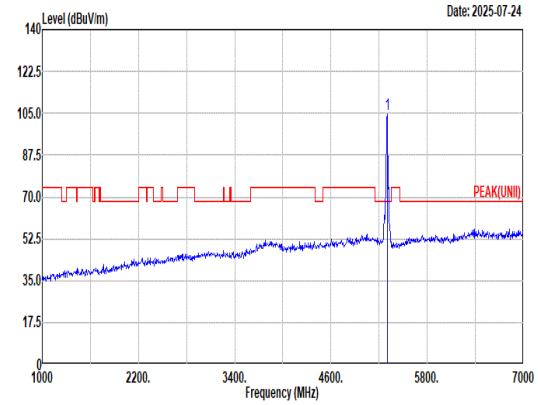 Site : 03CH23-HY Condition: PEAK(UNII) 3m DRH18-E_LE2C05A18EN_250702 VERTICAL : RBW:1000.000kHz VBW:3000.000kHz SWT:Auto Freq Level Limit Line Margin Read Level Ant Factor Cable Loss Preamp Factor Aux Factor APos TPos Remark MHz dBuV/m dBuV/m dB dBuV dB/m dB dB dB cm deg 1 5300.00 104.64 ------ ------ 91.51 32.60 10.71 33.94 3.76 241 130 Peak
Avg	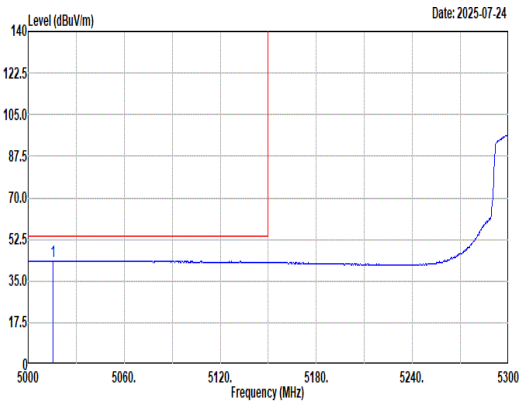 Site : 03CH23-HY Condition: AVG_BE_54 3m DRH18-E_LE2C05A18EN_250702 VERTICAL : RBW:1000.000kHz VBW:0.750kHz SWT:Auto Freq Level Limit Line Margin Read Level Ant Factor Cable Loss Preamp Factor Aux Factor APos TPos Remark MHz dBuV/m dBuV/m dB dBuV dB/m dB dB dB cm deg 1 5015.30 43.50 54.00 -10.50 29.64 32.97 10.46 33.23 3.66 241 130 Average	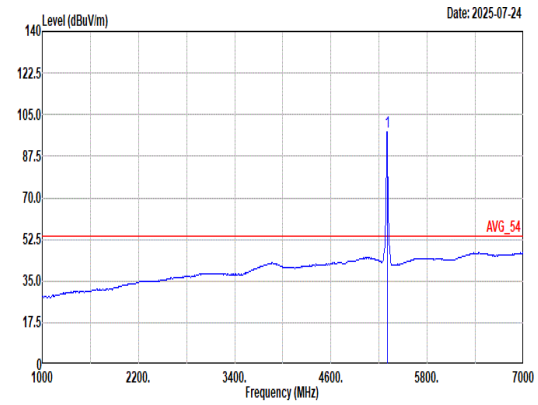 Site : 03CH23-HY Condition: AVG_54 3m DRH18-E_LE2C05A18EN_250702 VERTICAL : RBW:1000.000kHz VBW:0.750kHz SWT:Auto Freq Level Limit Line Margin Read Level Ant Factor Cable Loss Preamp Factor Aux Factor APos TPos Remark MHz dBuV/m dBuV/m dB dBuV dB/m dB dB dB cm deg 1 5300.00 97.64 ------ ------ 84.51 32.60 10.71 33.94 3.76 241 130 Average

Mode	41	
	Band Edge - R	
	U-NII-2A_5.25-5.35_802.11a_CH60_5300MHz	
ANT	2	
Pol.	Vertical	Fundamental
Peak	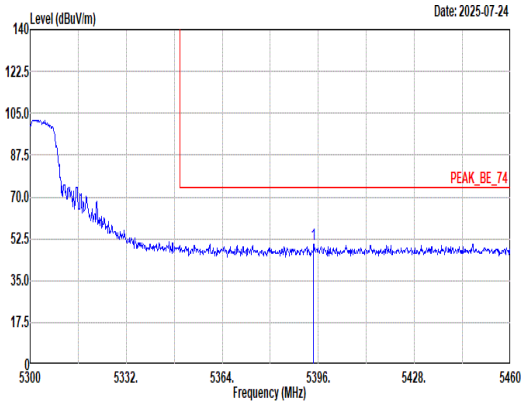 Site : 03CH23-HY Condition: PEAK_BE_74 3m DRH18-E_LE2C05A18EN_250702 VERTICAL : RBW:1000.000kHz VBW:3000.000kHz SWT:Auto Limit Read Ant Cable Preamp Aux APos TPos Freq Level Line Margin Level Factor Loss Factor Factor Remark MHz dBuV/m dBuV/m dB dBuV dB/m dB dB dB cm deg 1 5394.40 50.39 74.00 -23.61 37.40 32.59 10.80 34.18 3.78 241 130 Peak	Blank
Avg	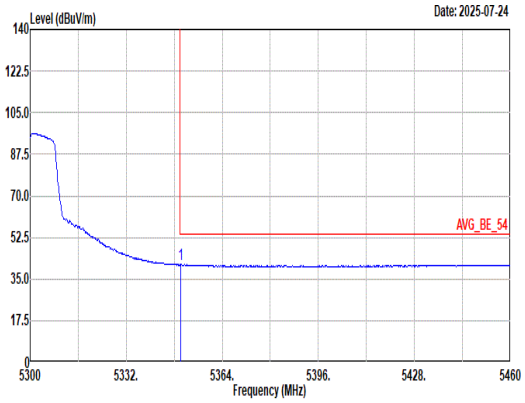 Site : 03CH23-HY Condition: AVG_BE_54 3m DRH18-E_LE2C05A18EN_250702 VERTICAL : RBW:1000.000kHz VBW:0.750kHz SWT:Auto Limit Read Ant Cable Preamp Aux APos TPos Freq Level Line Margin Level Factor Loss Factor Factor Remark MHz dBuV/m dBuV/m dB dBuV dB/m dB dB dB cm deg 1 5350.24 41.09 54.00 -12.91 28.13 32.50 10.76 34.07 3.77 241 130 Average	Blank

Mode	41	
	Harmonic	
	U-NII-2A_5.25-5.35_802.11a_CH60_5300MHz	
ANT	2	
Pol.	Horizontal	Vertical
Peak Avg	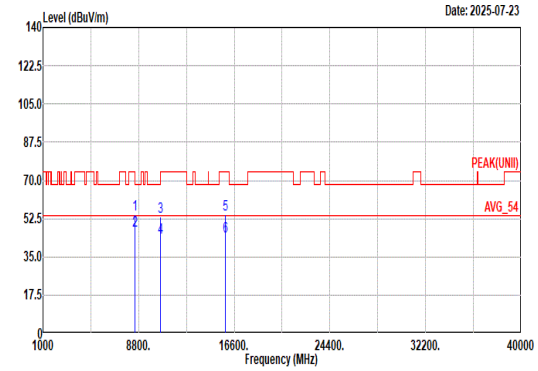 Site : 03CH23-HY Condition: PEAK(UNII) 3m DRH18-E_LE2C05A18EN_250702 HORIZONTAL Freq Level Limit Line Margin Read Level Ant Factor Cable Loss Preamp Factor Aux Factor APos TPos Remark MHz dBuV/m dBuV/m dB dBuV dB/m dB dB dB cm deg 1 8480.00 54.39 74.00 -19.61 38.14 37.36 13.57 36.88 2.20 100 7 Peak 2 8480.00 47.16 54.00 -6.84 30.91 37.36 13.57 36.88 2.20 100 7 Average 3 10600.00 53.17 74.00 -20.83 37.39 37.80 15.07 39.33 2.24 199 348 Peak 4 10600.00 44.11 54.00 -9.89 28.33 37.80 15.07 39.33 2.24 199 348 Average 5 15900.00 54.23 74.00 -19.77 37.48 41.20 18.54 45.53 2.54 -- -- Peak 6 15900.00 44.46 54.00 -9.54 27.71 41.20 18.54 45.53 2.54 -- -- Average	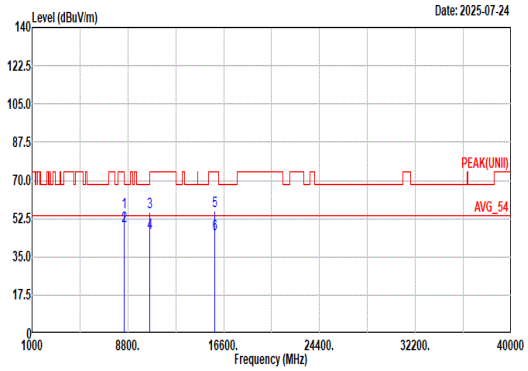 Site : 03CH23-HY Condition: PEAK(UNII) 3m DRH18-E_LE2C05A18EN_250702 VERTICAL Freq Level Limit Line Margin Read Level Ant Factor Cable Loss Preamp Factor Aux Factor APos TPos Remark MHz dBuV/m dBuV/m dB dBuV dB/m dB dB dB cm deg 1 8480.00 55.27 74.00 -18.73 39.02 37.36 13.57 36.88 2.20 106 349 Peak 2 8480.00 49.18 54.00 -4.82 32.93 37.36 13.57 36.88 2.20 106 349 Average 3 10600.00 55.28 74.00 -18.72 39.51 37.80 15.07 39.33 2.23 212 223 Peak 4 10600.00 45.76 54.00 -8.24 29.98 37.80 15.07 39.33 2.24 212 223 Average 5 15900.00 55.78 74.00 -18.22 39.03 41.20 18.54 45.53 2.54 -- -- Peak 6 15900.00 45.40 54.00 -8.60 28.65 41.20 18.54 45.53 2.54 -- -- Average

Mode	42	
	Band Edge	
	U-NII-2A_5.25-5.35_802.11a_CH64_5320MHz	
ANT	2	
Pol.	Horizontal	Fundamental
Peak	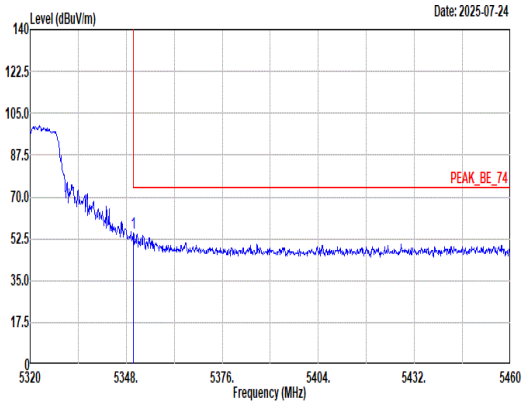 Site : 03CH23-HY Condition: PEAK_BE_74 3m DRH18-E_LE2C05A18EN_250702 HORIZONTAL : RBW:1000.000kHz VBW:3000.000kHz SWT:Auto Freq Level Limit Line Margin Read Level Ant Factor Cable Loss Preamp Factor Aux Factor APos TPos Remark MHz dBuV/m dBuV/m dB dBuV dB/m dB dB dB cm deg 1 5350.10 54.91 74.00 -19.09 41.95 32.50 10.76 34.07 3.77 100 277 Peak	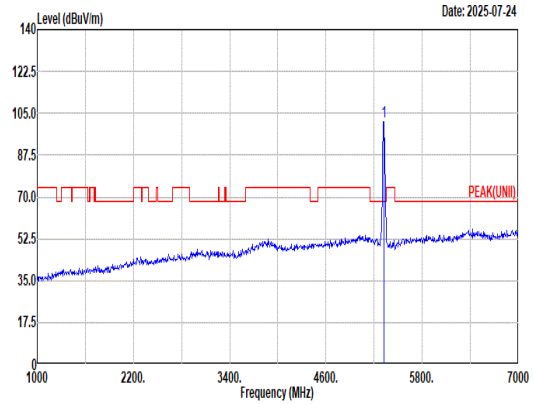 Site : 03CH23-HY Condition: PEAK(UNII) 3m DRH18-E_LE2C05A18EN_250702 HORIZONTAL : RBW:1000.000kHz VBW:3000.000kHz SWT:Auto Freq Level Limit Line Margin Read Level Ant Factor Cable Loss Preamp Factor Aux Factor APos TPos Remark MHz dBuV/m dBuV/m dB dBuV dB/m dB dB dB cm deg 1 5320.00 101.42 ------ ------ 88.39 32.55 10.73 34.01 3.76 100 277 Peak
Avg	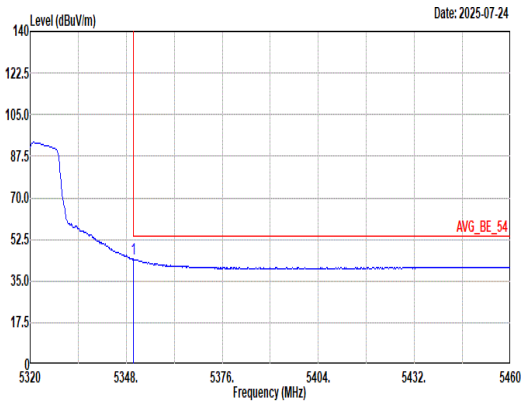 Site : 03CH23-HY Condition: AVG_BE_54 3m DRH18-E_LE2C05A18EN_250702 HORIZONTAL : RBW:1000.000kHz VBW:0.750kHz SWT:Auto Freq Level Limit Line Margin Read Level Ant Factor Cable Loss Preamp Factor Aux Factor APos TPos Remark MHz dBuV/m dBuV/m dB dBuV dB/m dB dB dB cm deg 1 5350.10 44.34 54.00 -9.66 31.38 32.50 10.76 34.07 3.77 100 277 Average	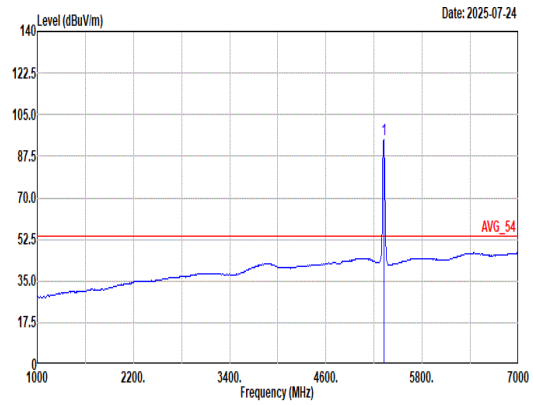 Site : 03CH23-HY Condition: AVG_54 3m DRH18-E_LE2C05A18EN_250702 HORIZONTAL : RBW:1000.000kHz VBW:0.750kHz SWT:Auto Freq Level Limit Line Margin Read Level Ant Factor Cable Loss Preamp Factor Aux Factor APos TPos Remark MHz dBuV/m dBuV/m dB dBuV dB/m dB dB dB cm deg 1 5320.00 94.75 ------ ------ 81.69 32.56 10.73 33.99 3.76 100 277 Average

Mode	42	
	Band Edge	
	U-NII-2A_5.25-5.35_802.11a_CH64_5320MHz	
ANT	2	
Pol.	Vertical	Fundamental
Peak	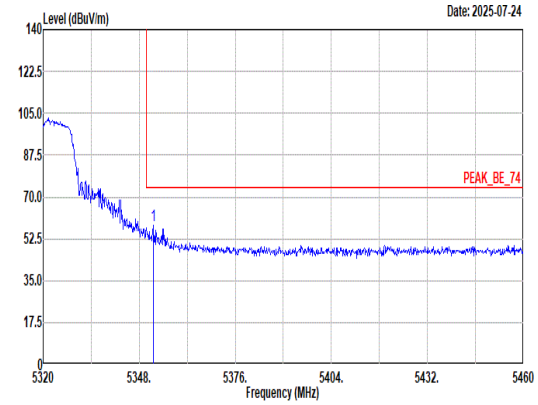 Site : 03CH23-HY Condition: PEAK_BE_74 3m DRH18-E_LE2C05A18EN_250702 VERTICAL : RBW:1000.000kHz VBW:3000.000kHz SWT:Auto Freq Level Limit Line Margin Read Level Ant Factor Cable Loss Preamp Factor Aux Factor APos TPos Remark MHz dBuV/m dBuV/m dB dBuV dB/m dB dB dB cm deg 1 5352.06 57.95 74.00 -16.05 44.99 32.50 10.76 34.07 3.77 305 127 Peak	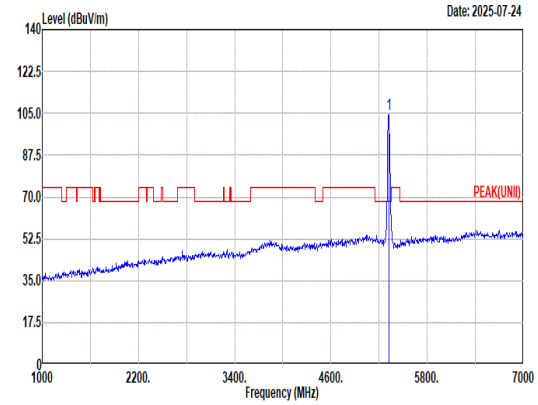 Site : 03CH23-HY Condition: PEAK(UNII) 3m DRH18-E_LE2C05A18EN_250702 VERTICAL : RBW:1000.000kHz VBW:3000.000kHz SWT:Auto Freq Level Limit Line Margin Read Level Ant Factor Cable Loss Preamp Factor Aux Factor APos TPos Remark MHz dBuV/m dBuV/m dB dBuV dB/m dB dB dB cm deg 1 5320.00 104.70 ------ ------ 91.64 32.56 10.73 33.99 3.76 305 127 Peak
Avg	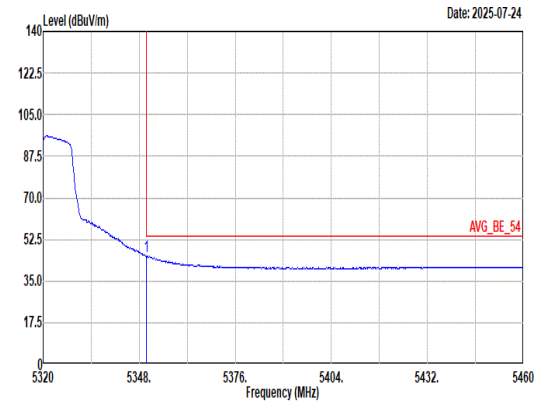 Site : 03CH23-HY Condition: AVG_BE_54 3m DRH18-E_LE2C05A18EN_250702 VERTICAL : RBW:1000.000kHz VBW:0.750kHz SWT:Auto Freq Level Limit Line Margin Read Level Ant Factor Cable Loss Preamp Factor Aux Factor APos TPos Remark MHz dBuV/m dBuV/m dB dBuV dB/m dB dB dB cm deg 1 5350.10 45.64 54.00 -8.36 32.68 32.50 10.76 34.07 3.77 305 127 Average	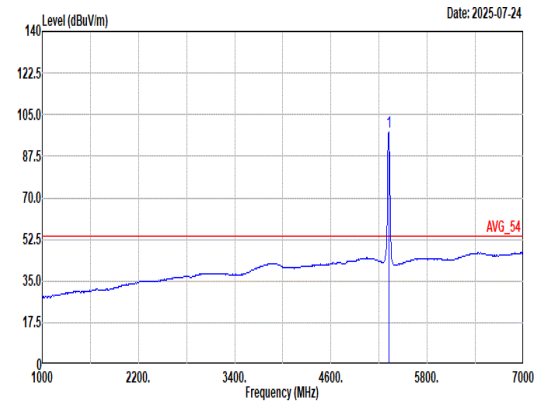 Site : 03CH23-HY Condition: AVG_54 3m DRH18-E_LE2C05A18EN_250702 VERTICAL : RBW:1000.000kHz VBW:0.750kHz SWT:Auto Freq Level Limit Line Margin Read Level Ant Factor Cable Loss Preamp Factor Aux Factor APos TPos Remark MHz dBuV/m dBuV/m dB dBuV dB/m dB dB dB cm deg 1 5320.00 97.48 ------ ------ 84.42 32.56 10.73 33.99 3.76 305 127 Average

Mode	42	
	Harmonic	
	U-NII-2A_5.25-5.35_802.11a_CH64_5320MHz	
ANT	2	
Pol.	Horizontal	Vertical
Peak Avg	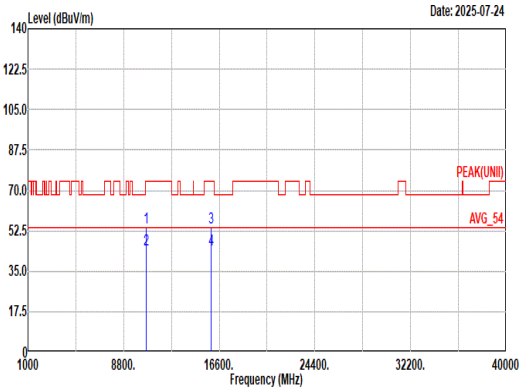 Site : 03CH23-HY Condition: PEAK(UNII) 3m DRH18-E_LE2C05A18EN_250702 HORIZONTAL Freq Level Limit Line Margin Read Level Ant Factor Cable Loss Preamp Factor Aux Factor APos TPos Remark 1 10640.00 54.04 74.00 -19.96 38.28 37.80 15.10 39.38 2.24 275 350 Peak 2 10640.00 44.49 54.00 -9.51 28.73 37.80 15.10 39.38 2.24 275 350 Average 3 15960.00 53.87 74.00 -20.13 37.36 40.98 18.58 45.59 2.54 -- -- Peak 4 15960.00 44.36 54.00 -9.64 27.85 40.98 18.58 45.59 2.54 -- -- Average	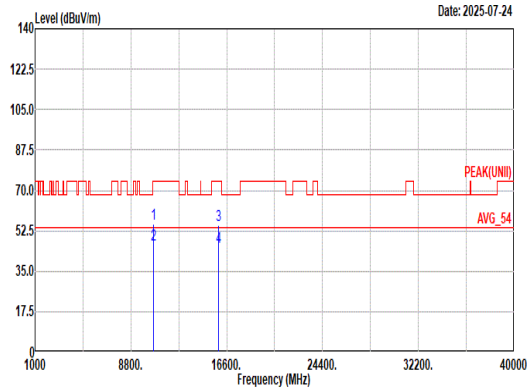 Site : 03CH23-HY Condition: PEAK(UNII) 3m DRH18-E_LE2C05A18EN_250702 VERTICAL Freq Level Limit Line Margin Read Level Ant Factor Cable Loss Preamp Factor Aux Factor APos TPos Remark 1 10640.00 55.70 74.00 -18.30 39.94 37.80 15.10 39.38 2.24 203 224 Peak 2 10640.00 46.41 54.00 -7.59 30.65 37.80 15.10 39.38 2.24 203 224 Average 3 15960.00 54.69 74.00 -19.31 38.18 40.98 18.58 45.59 2.54 -- -- Peak 4 15960.00 45.20 54.00 -8.80 28.69 40.98 18.58 45.59 2.54 -- -- Average

Mode	43	
	Band Edge - L	
	U-NII-2A_5.25-5.35_802.11ax HE20_CH52_Full RU_5260MHz	
ANT	2	
Pol.	Horizontal	Fundamental
Peak	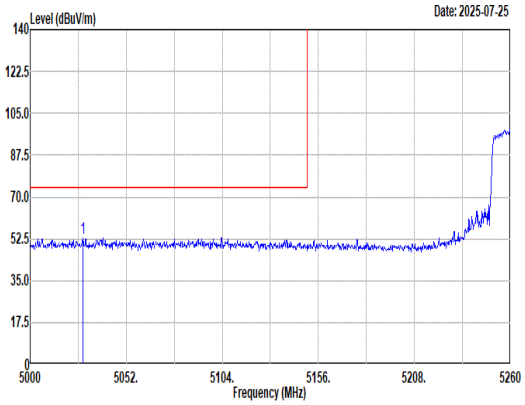 Site : 03CH23-HY Condition: PEAK_BE_74 3m DRH18-E_LE2C05A18EN_250702 HORIZONTAL : RBW:1000.000kHz VBW:3000.000kHz SWT:Auto Freq Level Limit Line Margin Read Level Ant Factor Cable Loss Preamp Factor Aux Factor APos TPos Remark MHz dBuV/m dBuV/m dB dBuV dB/m dB dB dB cm deg 1 5028.60 52.80 74.00 -21.20 38.99 32.94 10.47 33.26 3.66 100 275 Peak	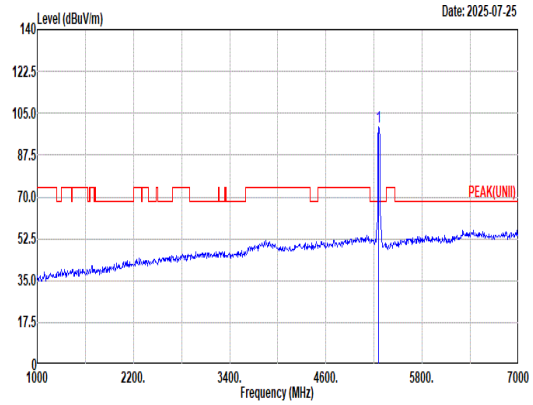 Site : 03CH23-HY Condition: PEAK(UNII) 3m DRH18-E_LE2C05A18EN_250702 HORIZONTAL : RBW:1000.000kHz VBW:3000.000kHz SWT:Auto Freq Level Limit Line Margin Read Level Ant Factor Cable Loss Preamp Factor Aux Factor APos TPos Remark MHz dBuV/m dBuV/m dB dBuV dB/m dB dB dB cm deg 1 5260.00 99.55 ------ ------ 86.31 32.68 10.66 33.84 3.74 100 275 Peak
Avg	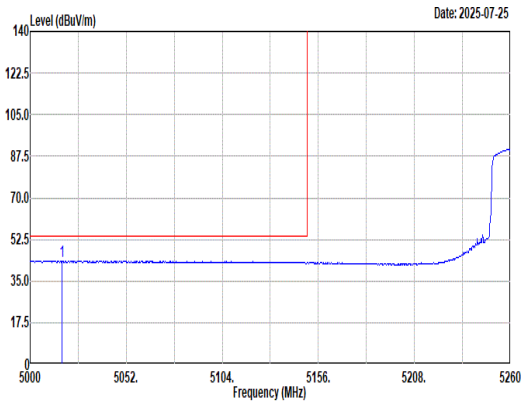 Site : 03CH23-HY Condition: AVG_BE_54 3m DRH18-E_LE2C05A18EN_250702 HORIZONTAL : RBW:1000.000kHz VBW:1.000kHz SWT:Auto Freq Level Limit Line Margin Read Level Ant Factor Cable Loss Preamp Factor Aux Factor APos TPos Remark MHz dBuV/m dBuV/m dB dBuV dB/m dB dB dB cm deg 1 5017.42 43.42 54.00 -10.58 29.56 32.97 10.46 33.23 3.66 100 275 Average	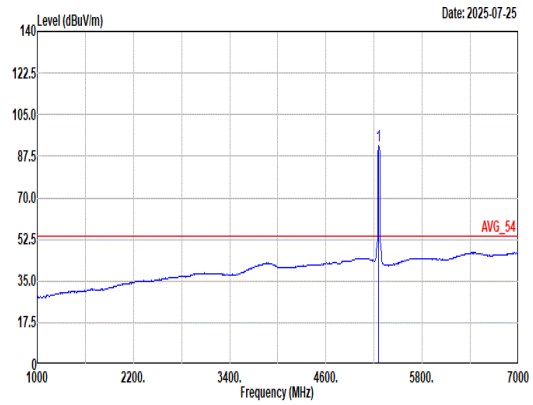 Site : 03CH23-HY Condition: AVG_54 3m DRH18-E_LE2C05A18EN_250702 HORIZONTAL : RBW:1000.000kHz VBW:1.000kHz SWT:Auto Freq Level Limit Line Margin Read Level Ant Factor Cable Loss Preamp Factor Aux Factor APos TPos Remark MHz dBuV/m dBuV/m dB dBuV dB/m dB dB dB cm deg 1 5260.00 91.82 ------ ------ 78.58 32.68 10.66 33.84 3.74 100 275 Average

Mode	43	
	Band Edge - R	
	U-NII-2A_5.25-5.35_802.11ax HE20_CH52_Full RU_5260MHz	
ANT	2	
Pol.	Horizontal	Fundamental
Peak	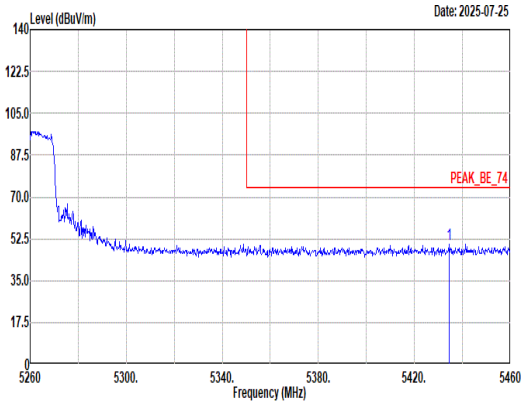 Site : 03CH23-HY Condition: PEAK_BE_74 3m DRH18-E_LE2C05A18EN_250702 HORIZONTAL : RBW:1000.000kHz VBW:3000.000kHz SWT:Auto Limit Read Ant Cable Preamp Aux APos TPos Freq Level Line Margin Level Factor Loss Factor Factor Remark MHz dBuV/m dBuV/m dB dBuV dB/m dB dB dB cm deg 1 5434.60 50.15 74.00 -23.85 37.09 32.67 10.87 34.28 3.80 100 275 Peak	Blank
Avg	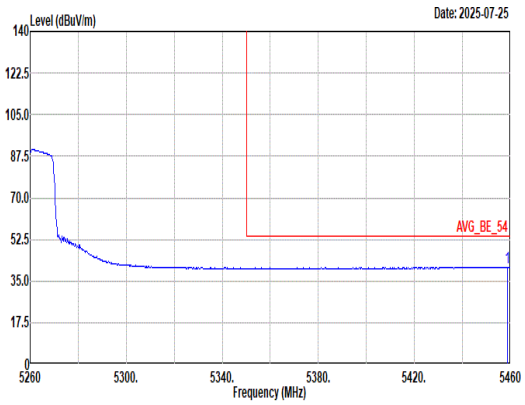 Site : 03CH23-HY Condition: AVG_BE_54 3m DRH18-E_LE2C05A18EN_250702 HORIZONTAL : RBW:1000.000kHz VBW:1.000kHz SWT:Auto Limit Read Ant Cable Preamp Aux APos TPos Freq Level Line Margin Level Factor Loss Factor Factor Remark MHz dBuV/m dBuV/m dB dBuV dB/m dB dB dB cm deg 1 5458.60 40.89 54.00 -13.11 27.78 32.72 10.91 34.34 3.82 100 275 Average	Blank

Mode	43	
	Band Edge - L	
	U-NII-2A_5.25-5.35_802.11ax HE20_CH52_Full RU_5260MHz	
ANT	2	
Pol.	Vertical	Fundamental
Peak	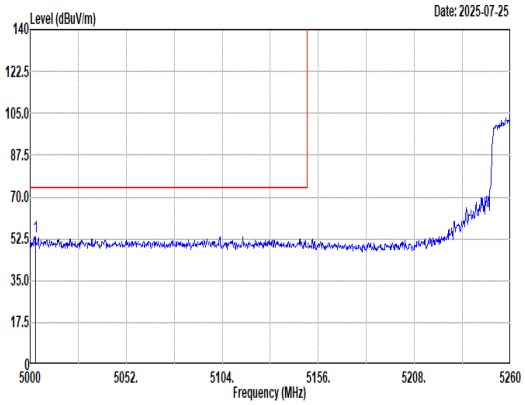 Site : 03CH23-HY Condition: PEAK_BE_74 3m DRH18-E_LE2C05A18EN_250702 VERTICAL : RBW:1000.000kHz VBW:3000.000kHz SWT:Auto 1 5002.86 53.22 74.00 -20.78 39.33 32.99 10.45 33.20 3.65 247 133 Peak	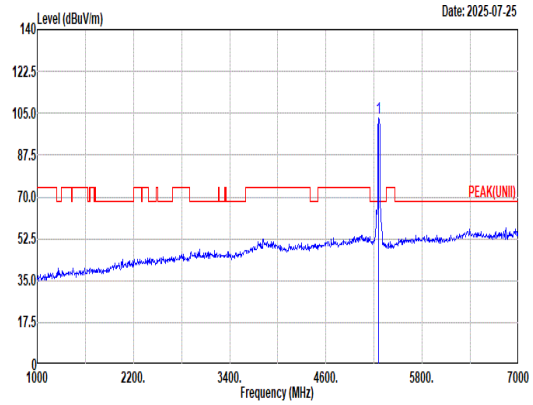 Site : 03CH23-HY Condition: PEAK(UNII) 3m DRH18-E_LE2C05A18EN_250702 VERTICAL : RBW:1000.000kHz VBW:3000.000kHz SWT:Auto 1 5260.00 102.97 ------ ------ 89.71 32.69 10.66 33.83 3.74 247 133 Peak
Avg	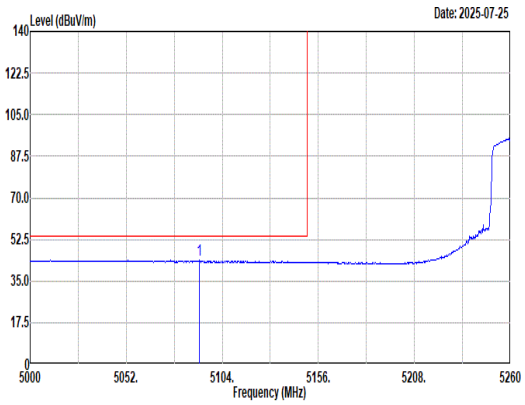 Site : 03CH23-HY Condition: AVG_BE_54 3m DRH18-E_LE2C05A18EN_250702 VERTICAL : RBW:1000.000kHz VBW:1.000kHz SWT:Auto 1 5091.52 43.73 54.00 -10.27 30.04 32.90 10.52 33.42 3.69 247 133 Average	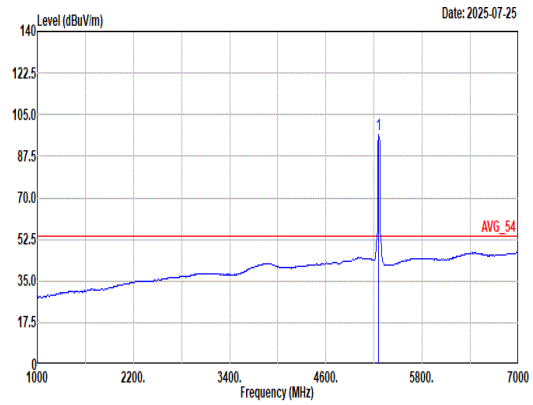 Site : 03CH23-HY Condition: AVG_54 3m DRH18-E_LE2C05A18EN_250702 VERTICAL : RBW:1000.000kHz VBW:1.000kHz SWT:Auto 1 5260.00 96.43 ------ ------ 83.19 32.68 10.66 33.84 3.74 247 133 Average

Mode	43	
	Band Edge - R	
	U-NII-2A_5.25-5.35_802.11ax HE20_CH52_Full RU_5260MHz	
ANT	2	
Pol.	Vertical	Fundamental
Peak	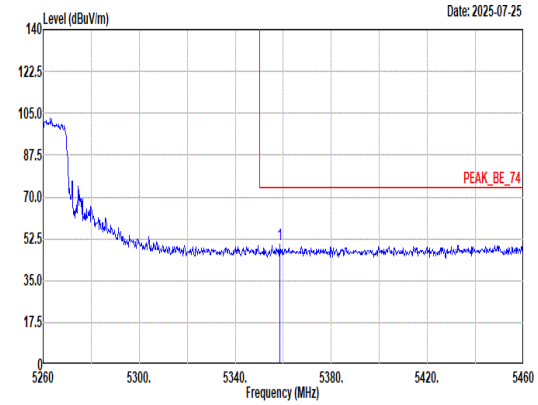 Site : 03CH23-HY Condition: PEAK_BE_74 3m DRH18-E_LE2C05A18EN_250702 VERTICAL : RBW:1000.000kHz VBW:3000.000kHz SWT:Auto Limit Read Ant Cable Preamp Aux APos TPos Freq Level Line Margin Level Factor Loss Factor Factor Remark MHz dBuV/m dBuV/m dB dBuV dB/m dB dB dB cm deg 1 5358.60 49.95 74.00 -24.05 36.98 32.52 10.77 34.09 3.77 247 133 Peak	Blank
Avg	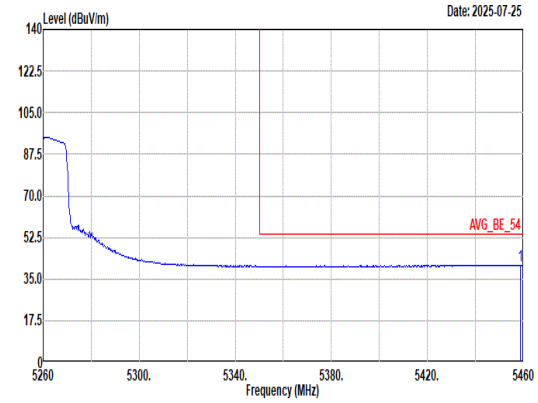 Site : 03CH23-HY Condition: AVG_BE_54 3m DRH18-E_LE2C05A18EN_250702 VERTICAL : RBW:1000.000kHz VBW:1.000kHz SWT:Auto Limit Read Ant Cable Preamp Aux APos TPos Freq Level Line Margin Level Factor Loss Factor Factor Remark MHz dBuV/m dBuV/m dB dBuV dB/m dB dB dB cm deg 1 5458.80 40.88 54.00 -13.12 27.77 32.72 10.91 34.34 3.82 247 133 Average	Blank

Mode	43	
	Harmonic	
	U-NII-2A_5.25-5.35_802.11ax HE20_CH52_Full RU_5260MHz	
ANT	2	
Pol.	Horizontal	Vertical
Peak Avg	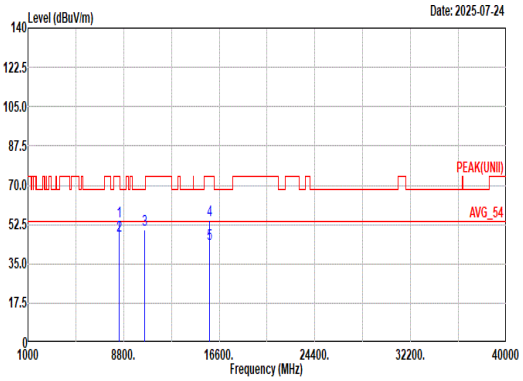 Site : 03CH23-HY Condition: PEAK(UNII) 3m DRH18-E_LE2C05A18EN_250702 HORIZONTAL Freq Level Limit Line Margin Read Level Ant Factor Cable Loss Preamp Factor Aux Factor APos TPos Remark 1 8416.00 54.09 74.00 -19.91 38.03 37.23 13.55 36.86 2.14 100 6 Peak 2 8416.00 47.74 54.00 -6.26 31.68 37.23 13.55 36.86 2.14 100 6 Average 3 10520.00 50.39 68.20 -17.81 34.80 37.58 15.01 39.23 2.23 -- -- Peak 4 15780.00 54.57 74.00 -19.43 37.96 41.02 18.47 45.41 2.53 -- -- Peak 5 15780.00 44.00 54.00 -10.00 27.39 41.02 18.47 45.41 2.53 -- -- Average	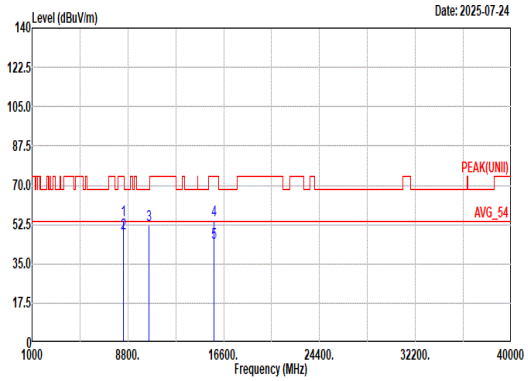 Site : 03CH23-HY Condition: PEAK(UNII) 3m DRH18-E_LE2C05A18EN_250702 VERTICAL Freq Level Limit Line Margin Read Level Ant Factor Cable Loss Preamp Factor Aux Factor APos TPos Remark 1 8416.00 54.51 74.00 -19.49 38.45 37.23 13.55 36.86 2.14 102 349 Peak 2 8416.00 48.86 54.00 -5.14 32.80 37.23 13.55 36.86 2.14 102 349 Average 3 10520.00 52.19 68.20 -16.01 36.60 37.58 15.01 39.23 2.23 -- -- Peak 4 15780.00 54.18 74.00 -19.82 37.57 41.02 18.47 45.41 2.53 -- -- Peak 5 15780.00 44.17 54.00 -9.83 27.56 41.02 18.47 45.41 2.53 -- -- Average

Mode	44	
	Band Edge - L	
	U-NII-2A_5.25-5.35_802.11ax HE20_CH60_Full RU_5300MHz	
ANT	2	
Pol.	Horizontal	Fundamental
Peak	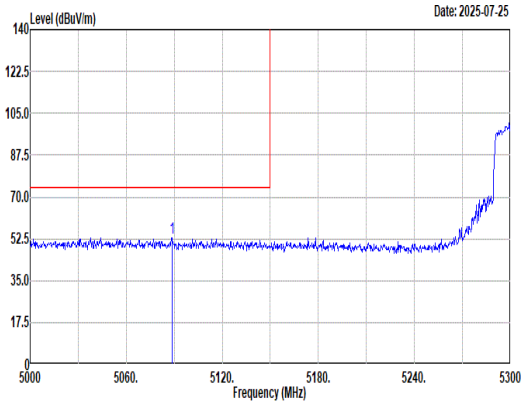 Site : 03CH23-HY Condition: PEAK_BE_74 3m DRH18-E_LE2C05A18EN_250702 HORIZONTAL : RBW:1000.000kHz VBW:3000.000kHz SWT:Auto Freq Level Limit Line Margin Read Level Ant Factor Cable Loss Preamp Factor Aux Factor APos TPos Remark MHz dBuV/m dBuV/m dB dBuV dB/m dB dB dB cm deg 1 5088.50 53.03 74.00 -20.97 39.33 32.90 10.52 33.41 3.69 100 272 Peak	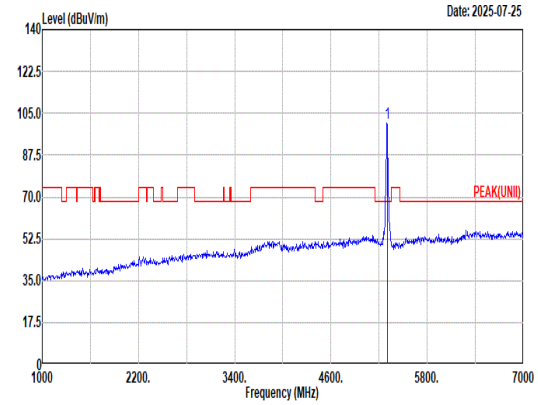 Site : 03CH23-HY Condition: PEAK(UNII) 3m DRH18-E_LE2C05A18EN_250702 HORIZONTAL : RBW:1000.000kHz VBW:3000.000kHz SWT:Auto Freq Level Limit Line Margin Read Level Ant Factor Cable Loss Preamp Factor Aux Factor APos TPos Remark MHz dBuV/m dBuV/m dB dBuV dB/m dB dB dB cm deg 1 5300.00 100.85 ------ ------ 87.72 32.61 10.70 33.93 3.75 100 272 Peak
Avg	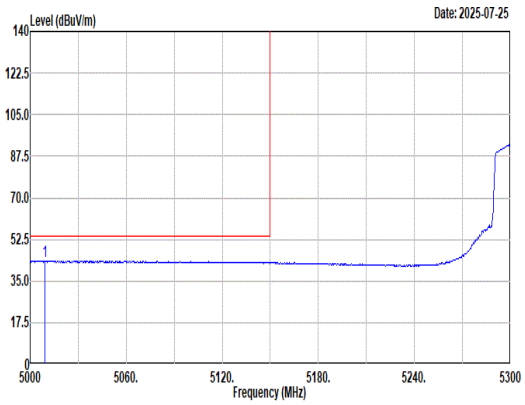 Site : 03CH23-HY Condition: AVG_BE_54 3m DRH18-E_LE2C05A18EN_250702 HORIZONTAL : RBW:1000.000kHz VBW:1.000kHz SWT:Auto Freq Level Limit Line Margin Read Level Ant Factor Cable Loss Preamp Factor Aux Factor APos TPos Remark MHz dBuV/m dBuV/m dB dBuV dB/m dB dB dB cm deg 1 5009.00 43.41 54.00 -10.59 29.53 32.98 10.46 33.21 3.65 100 272 Average	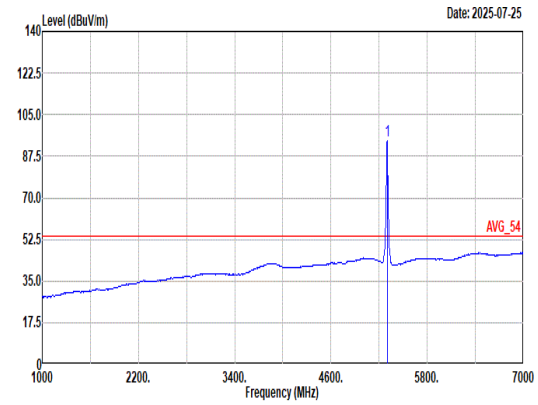 Site : 03CH23-HY Condition: AVG_54 3m DRH18-E_LE2C05A18EN_250702 HORIZONTAL : RBW:1000.000kHz VBW:1.000kHz SWT:Auto Freq Level Limit Line Margin Read Level Ant Factor Cable Loss Preamp Factor Aux Factor APos TPos Remark MHz dBuV/m dBuV/m dB dBuV dB/m dB dB dB cm deg 1 5300.00 93.80 ------ ------ 80.67 32.60 10.71 33.94 3.76 100 272 Average

Mode	44	
	Band Edge - R	
	U-NII-2A_5.25-5.35_802.11ax HE20_CH60_Full RU_5300MHz	
ANT	2	
Pol.	Horizontal	Fundamental
Peak	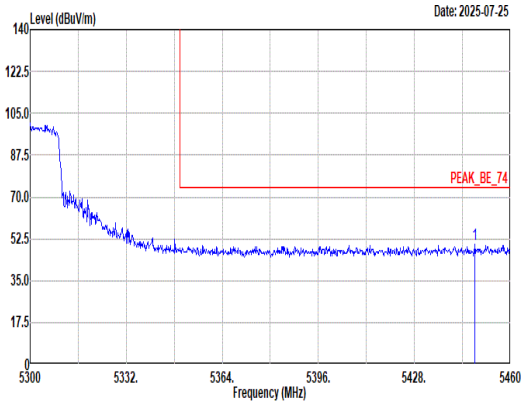 Site : 03CH23-HY Condition: PEAK_BE_74 3m DRH18-E_LE2C05A18EN_250702 HORIZONTAL : RBW:1000.000kHz VBW:3000.000kHz SWT:Auto Limit Read Ant Cable Preamp Aux APos TPos Freq Level Line Margin Level Factor Loss Factor Factor Remark MHz dBuV/m dBuV/m dB dBuV dB/m dB dB dB cm deg 1 5448.16 49.93 74.00 -24.07 36.84 32.70 10.89 34.31 3.81 100 272 Peak	Blank
Avg	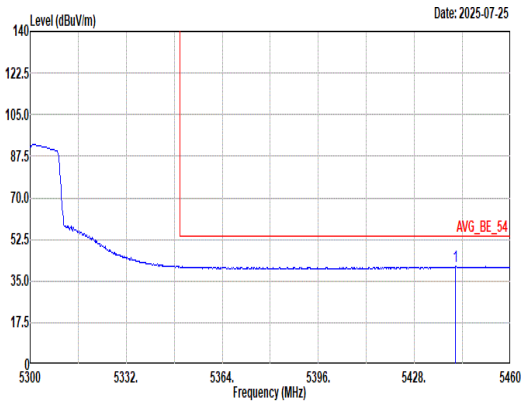 Site : 03CH23-HY Condition: AVG_BE_54 3m DRH18-E_LE2C05A18EN_250702 HORIZONTAL : RBW:1000.000kHz VBW:1.000kHz SWT:Auto Limit Read Ant Cable Preamp Aux APos TPos Freq Level Line Margin Level Factor Loss Factor Factor Remark MHz dBuV/m dBuV/m dB dBuV dB/m dB dB dB cm deg 1 5441.76 41.04 54.00 -12.96 27.96 32.68 10.88 34.29 3.81 100 272 Average	Blank

Mode	44	
	Band Edge - L	
	U-NII-2A_5.25-5.35_802.11ax HE20_CH60_Full RU_5300MHz	
ANT	2	
Pol.	Vertical	Fundamental
Peak	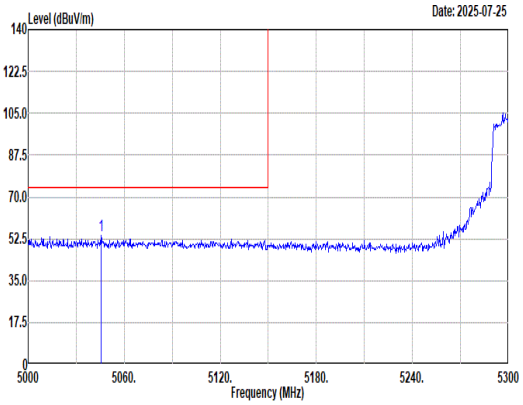 Site : 03CH23-HY Condition: PEAK_BE_74 3m DRH18-E_LE2C05A18EN_250702 VERTICAL : RBW:1000.000kHz VBW:3000.000kHz SWT:Auto Freq Level Limit Line Margin Read Level Ant Factor Cable Loss Preamp Factor Aux Factor APos TPos Remark MHz dBuV/m dBuV/m dB dBuV dB/m dB dB dB cm deg 1 5045.60 54.10 74.00 -19.90 40.34 32.91 10.48 33.30 3.67 308 126 Peak	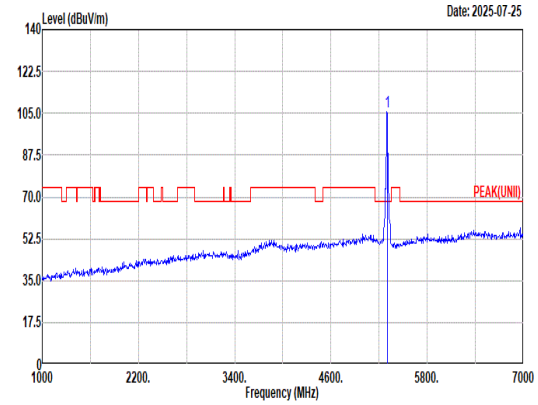 Site : 03CH23-HY Condition: PEAK(UNII) 3m DRH18-E_LE2C05A18EN_250702 VERTICAL : RBW:1000.000kHz VBW:3000.000kHz SWT:Auto Freq Level Limit Line Margin Read Level Ant Factor Cable Loss Preamp Factor Aux Factor APos TPos Remark MHz dBuV/m dBuV/m dB dBuV dB/m dB dB dB cm deg 1 5300.00 105.45 ------ ------ 92.32 32.61 10.70 33.93 3.75 308 126 Peak
Avg	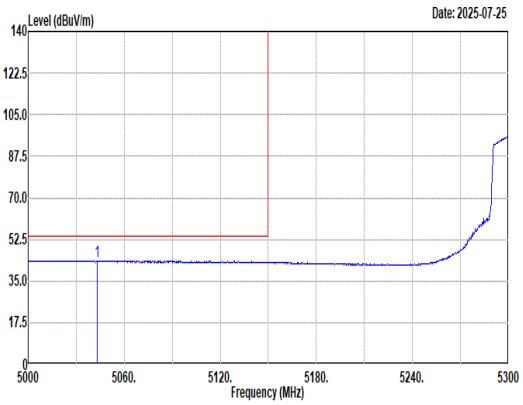 Site : 03CH23-HY Condition: AVG_BE_54 3m DRH18-E_LE2C05A18EN_250702 VERTICAL : RBW:1000.000kHz VBW:1.000kHz SWT:Auto Freq Level Limit Line Margin Read Level Ant Factor Cable Loss Preamp Factor Aux Factor APos TPos Remark MHz dBuV/m dBuV/m dB dBuV dB/m dB dB dB cm deg 1 5043.20 43.54 54.00 -10.46 29.78 32.91 10.48 33.30 3.67 308 126 Average	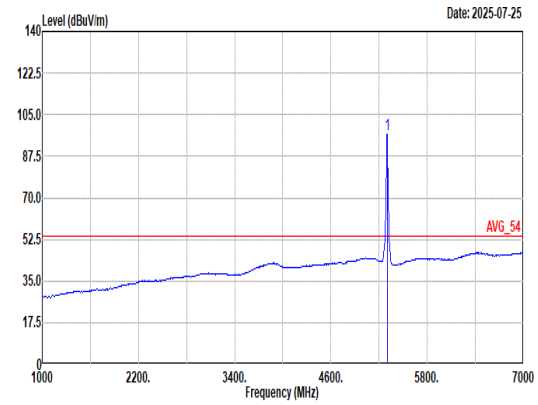 Site : 03CH23-HY Condition: AVG_54 3m DRH18-E_LE2C05A18EN_250702 VERTICAL : RBW:1000.000kHz VBW:1.000kHz SWT:Auto Freq Level Limit Line Margin Read Level Ant Factor Cable Loss Preamp Factor Aux Factor APos TPos Remark MHz dBuV/m dBuV/m dB dBuV dB/m dB dB dB cm deg 1 5300.00 96.90 ------ ------ 83.77 32.60 10.71 33.94 3.76 308 126 Average

Mode	44	
	Band Edge - R	
	U-NII-2A_5.25-5.35_802.11ax HE20_CH60_Full RU_5300MHz	
ANT	2	
Pol.	Vertical	Fundamental
Peak	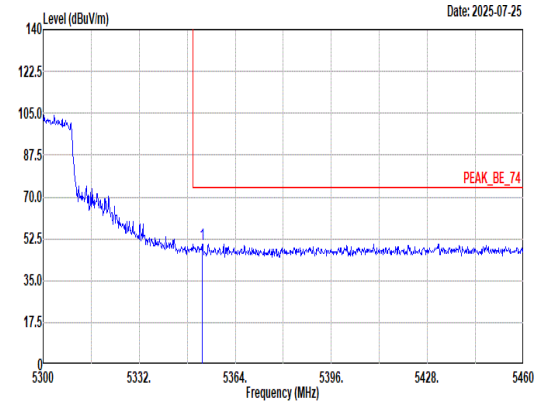 Site : 03CH23-HY Condition: PEAK_BE_74 3m DRH18-E_LE2C05A18EN_250702 VERTICAL : RBW:1000.000kHz VBW:3000.000kHz SWT:Auto Limit Read Ant Cable Preamp Aux APos TPos Freq Level Line Margin Level Factor Loss Factor Factor Remark MHz dBuV/m dBuV/m dB dBuV dB/m dB dB dB cm deg 1 5352.96 50.23 74.00 -23.77 37.26 32.51 10.76 34.07 3.77 308 126 Peak	Blank
Avg	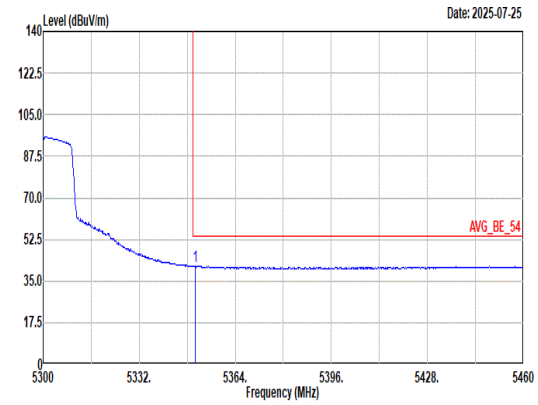 Site : 03CH23-HY Condition: AVG_BE_54 3m DRH18-E_LE2C05A18EN_250702 VERTICAL : RBW:1000.000kHz VBW:1.000kHz SWT:Auto Limit Read Ant Cable Preamp Aux APos TPos Freq Level Line Margin Level Factor Loss Factor Factor Remark MHz dBuV/m dBuV/m dB dBuV dB/m dB dB dB cm deg 1 5350.56 41.34 54.00 -12.66 28.38 32.50 10.76 34.07 3.77 308 126 Average	Blank

Mode	44	
	Harmonic	
	U-NII-2A_5.25-5.35_802.11ax HE20_CH60_Full RU_5300MHz	
ANT	2	
Pol.	Horizontal	Vertical
Peak Avg	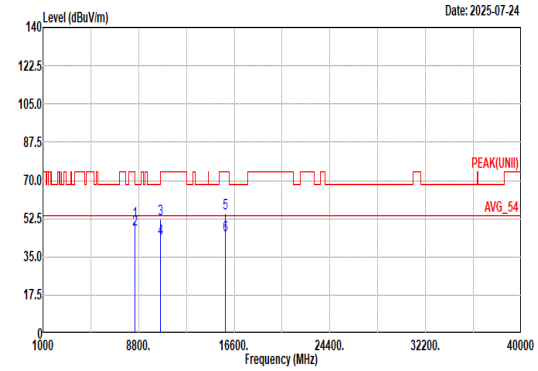 Site : 03CH23-HY Condition: PEAK(UNII) 3m DRH18-E_LE2C05A18EN_250702 HORIZONTAL Freq Level Limit Line Margin Read Level Ant Factor Cable Loss Preamp Factor Aux Factor APos TPos Remark 1 8485.00 51.30 74.00 -22.70 35.03 37.37 13.57 36.88 2.21 107 5 Peak 2 8485.00 47.54 54.00 -6.46 31.27 37.37 13.57 36.88 2.21 107 5 Average 3 10600.00 52.30 74.00 -21.70 36.53 37.80 15.07 39.33 2.23 200 346 Peak 4 10600.00 43.54 54.00 -10.46 27.76 37.80 15.07 39.33 2.24 200 346 Average 5 15900.00 54.77 74.00 -19.23 38.02 41.20 18.54 45.53 2.54 -- -- Peak 6 15900.00 44.86 54.00 -9.14 28.11 41.20 18.54 45.53 2.54 -- -- Average	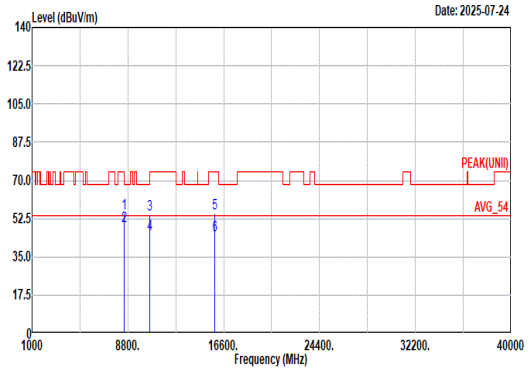 Site : 03CH23-HY Condition: PEAK(UNII) 3m DRH18-E_LE2C05A18EN_250702 VERTICAL Freq Level Limit Line Margin Read Level Ant Factor Cable Loss Preamp Factor Aux Factor APos TPos Remark 1 8485.00 55.00 74.00 -19.00 38.73 37.37 13.57 36.88 2.21 103 347 Peak 2 8485.00 49.23 54.00 -4.77 32.96 37.37 13.57 36.88 2.21 103 347 Average 3 10600.00 54.50 74.00 -19.50 38.73 37.80 15.07 39.33 2.23 189 173 Peak 4 10600.00 45.25 54.00 -8.75 29.48 37.80 15.07 39.33 2.23 189 173 Average 5 15900.00 55.19 74.00 -18.81 38.44 41.20 18.54 45.53 2.54 -- -- Peak 6 15900.00 44.78 54.00 -9.22 28.03 41.20 18.54 45.53 2.54 -- -- Average

Mode	45	
	Band Edge	
	U-NII-2A_5.25-5.35_802.11ax HE20_CH64_Full RU_5320MHz	
ANT	2	
Pol.	Horizontal	Fundamental
Peak	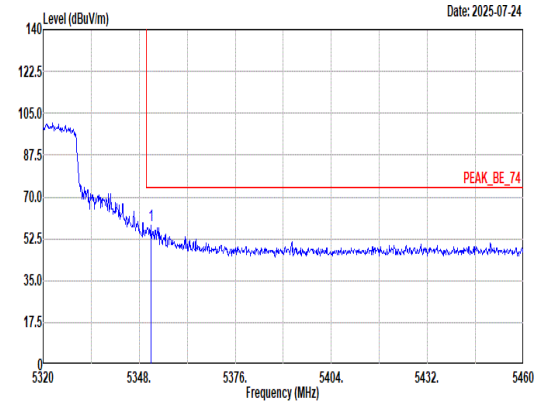 Site : 03CH23-HY Condition: PEAK_BE_74 3m DRH18-E_LE2C05A18EN_250702 HORIZONTAL : RBW:1000.000kHz VBW:3000.000kHz SWT:Auto Freq Level Limit Line Margin Read Level Ant Factor Cable Loss Preamp Factor Aux Factor APos TPos Remark MHz dBuV/m dBuV/m dB dBuV dB/m dB dB dB cm deg 1 5351.36 57.88 74.00 -16.12 44.92 32.50 10.76 34.07 3.77 101 272 Peak	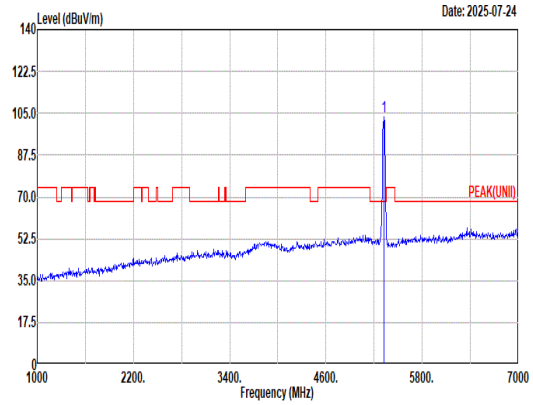 Site : 03CH23-HY Condition: PEAK(UNII) 3m DRH18-E_LE2C05A18EN_250702 HORIZONTAL : RBW:1000.000kHz VBW:3000.000kHz SWT:Auto Freq Level Limit Line Margin Read Level Ant Factor Cable Loss Preamp Factor Aux Factor APos TPos Remark MHz dBuV/m dBuV/m dB dBuV dB/m dB dB dB cm deg 1 5320.00 103.48 ------ ------ 90.45 32.55 10.73 34.01 3.76 101 272 Peak
Avg	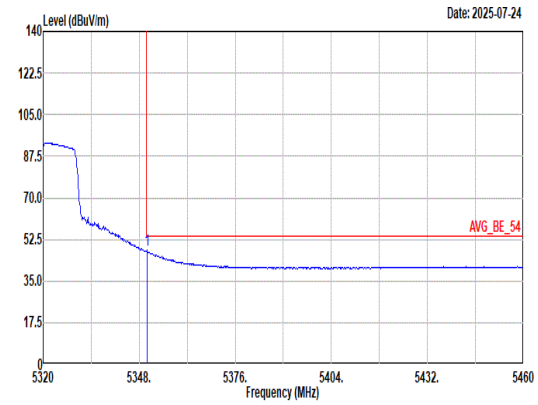 Site : 03CH23-HY Condition: AVG_BE_54 3m DRH18-E_LE2C05A18EN_250702 HORIZONTAL : RBW:1000.000kHz VBW:1.000kHz SWT:Auto Freq Level Limit Line Margin Read Level Ant Factor Cable Loss Preamp Factor Aux Factor APos TPos Remark MHz dBuV/m dBuV/m dB dBuV dB/m dB dB dB cm deg 1 5350.24 48.06 54.00 -5.94 35.10 32.50 10.76 34.07 3.77 101 272 Average	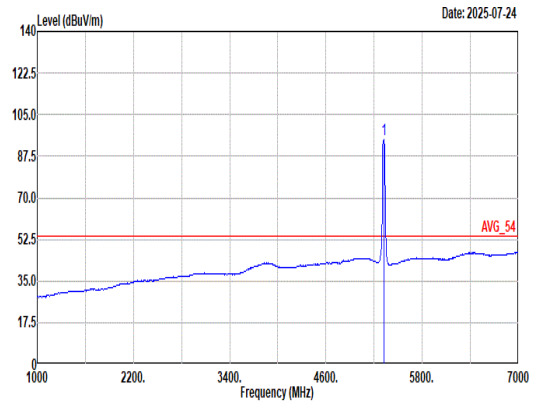 Site : 03CH23-HY Condition: AVG_54 3m DRH18-E_LE2C05A18EN_250702 HORIZONTAL : RBW:1000.000kHz VBW:1.000kHz SWT:Auto Freq Level Limit Line Margin Read Level Ant Factor Cable Loss Preamp Factor Aux Factor APos TPos Remark MHz dBuV/m dBuV/m dB dBuV dB/m dB dB dB cm deg 1 5320.00 94.53 ------ ------ 81.47 32.56 10.73 33.99 3.76 101 272 Average

Mode	45	
	Band Edge	
	U-NII-2A_5.25-5.35_802.11ax HE20_CH64_Full RU_5320MHz	
ANT	2	
Pol.	Vertical	Fundamental
Peak	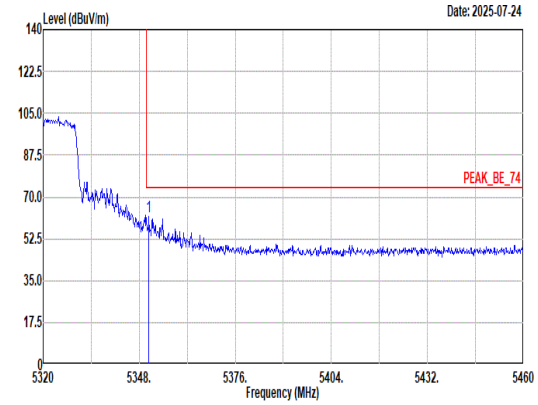 Site : 03CH23-HY Condition: PEAK_BE_74 3m DRH18-E_LE2C05A18EN_250702 VERTICAL : RBW:1000.000kHz VBW:3000.000kHz SWT:Auto Freq Level Limit Line Margin Read Level Ant Factor Cable Loss Preamp Factor Aux Factor APos TPos Remark MHz dBuV/m dBuV/m dB dBuV dB/m dB dB dB cm deg 1 5350.80 61.69 74.00 -12.31 48.73 32.50 10.76 34.07 3.77 300 128 Peak	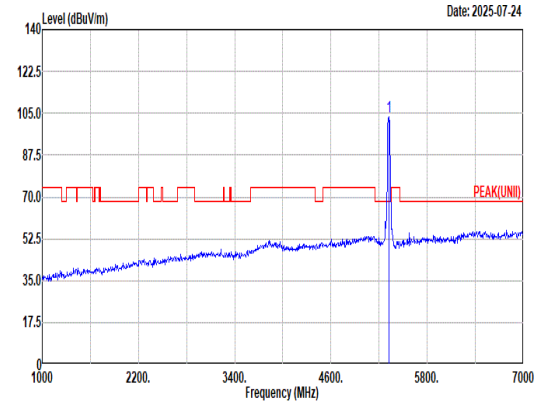 Site : 03CH23-HY Condition: PEAK(UNII) 3m DRH18-E_LE2C05A18EN_250702 VERTICAL : RBW:1000.000kHz VBW:3000.000kHz SWT:Auto Freq Level Limit Line Margin Read Level Ant Factor Cable Loss Preamp Factor Aux Factor APos TPos Remark MHz dBuV/m dBuV/m dB dBuV dB/m dB dB dB cm deg 1 5320.00 103.52 ------ ------ 90.46 32.56 10.73 33.99 3.76 300 128 Peak
Avg	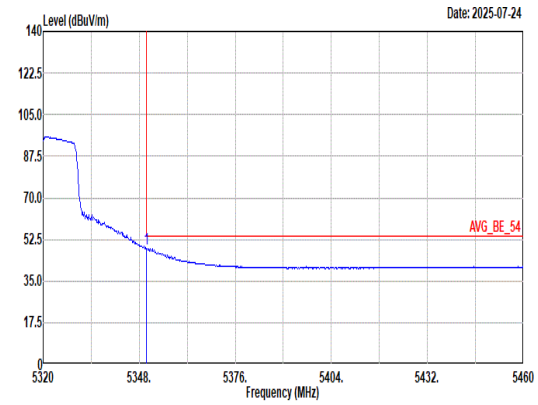 Site : 03CH23-HY Condition: AVG_BE_54 3m DRH18-E_LE2C05A18EN_250702 VERTICAL : RBW:1000.000kHz VBW:1.000kHz SWT:Auto Freq Level Limit Line Margin Read Level Ant Factor Cable Loss Preamp Factor Aux Factor APos TPos Remark MHz dBuV/m dBuV/m dB dBuV dB/m dB dB dB cm deg 1 5350.10 48.65 54.00 -5.35 35.69 32.50 10.76 34.07 3.77 300 128 Average	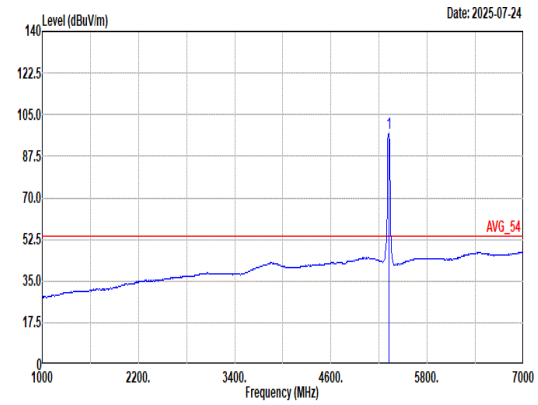 Site : 03CH23-HY Condition: AVG_54 3m DRH18-E_LE2C05A18EN_250702 VERTICAL : RBW:1000.000kHz VBW:1.000kHz SWT:Auto Freq Level Limit Line Margin Read Level Ant Factor Cable Loss Preamp Factor Aux Factor APos TPos Remark MHz dBuV/m dBuV/m dB dBuV dB/m dB dB dB cm deg 1 5320.00 97.03 ------ ------ 83.97 32.56 10.73 33.99 3.76 300 128 Average

Mode	45	
	Harmonic	
	U-NII-2A_5.25-5.35_802.11ax HE20_CH64_Full RU_5320MHz	
ANT	2	
Pol.	Horizontal	Vertical
Peak Avg	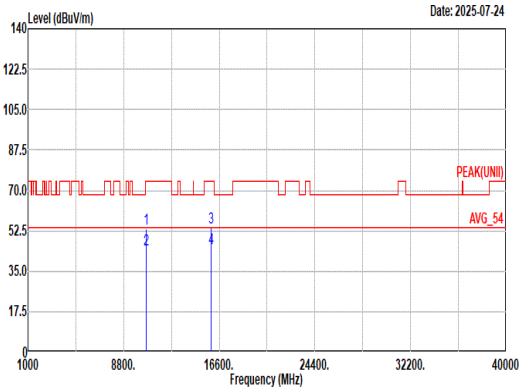 Site : 03CH23-HY Condition: PEAK(UNII) 3m DRH18-E_LE2C05A18EN_250702 HORIZONTAL Freq Level Limit Line Margin Read Level Ant Factor Cable Loss Preamp Factor Aux Factor APos TPos Remark 1 10640.00 53.43 74.00 -20.57 37.67 37.80 15.10 39.38 2.24 207 348 Peak 2 10640.00 44.39 54.00 -9.61 28.63 37.80 15.10 39.38 2.24 207 348 Average 3 15960.00 54.03 74.00 -19.97 37.52 40.98 18.58 45.59 2.54 -- -- Peak 4 15960.00 44.77 54.00 -9.23 28.26 40.98 18.58 45.59 2.54 -- -- Average	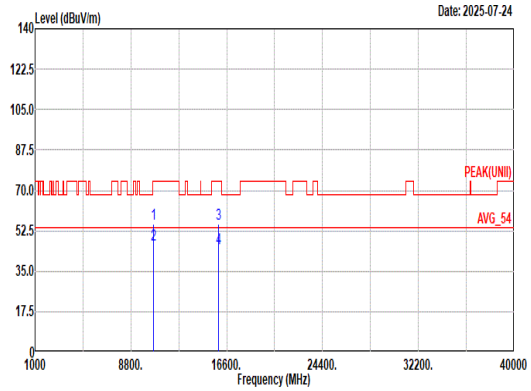 Site : 03CH23-HY Condition: PEAK(UNII) 3m DRH18-E_LE2C05A18EN_250702 VERTICAL Freq Level Limit Line Margin Read Level Ant Factor Cable Loss Preamp Factor Aux Factor APos TPos Remark 1 10640.00 55.26 74.00 -18.74 39.50 37.80 15.10 39.38 2.24 200 223 Peak 2 10640.00 46.35 54.00 -7.65 30.59 37.80 15.10 39.38 2.24 200 223 Average 3 15960.00 55.34 74.00 -18.66 38.83 40.98 18.58 45.59 2.54 -- -- Peak 4 15960.00 44.68 54.00 -9.32 28.17 40.98 18.58 45.59 2.54 -- -- Average

Mode	46	
	Band Edge	
	U-NII-2A_5.25-5.35_802.11ax HE20_CH64_Partial RU106/54_5320MHz	
ANT	2	
Pol.	Horizontal	Fundamental
Peak	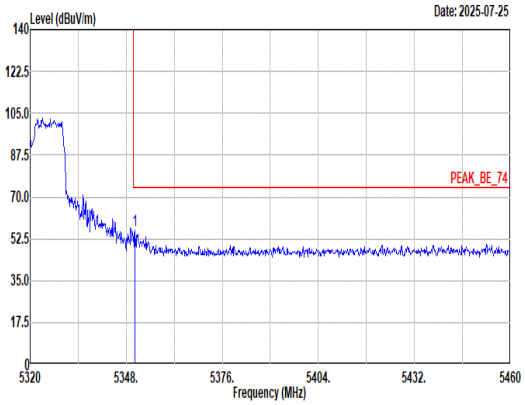 Site : 03CH23-HY Condition: PEAK_BE_74 3m DRH18-E_LE2C05A18EN_250702 HORIZONTAL : RBW:1000.000kHz VBW:3000.000kHz SWT:Auto Freq Level Limit Line Margin Read Level Ant Factor Cable Loss Preamp Factor Aux Factor APos TPos Remark MHz dBuV/m dBuV/m dB dBuV dB/m dB dB dB cm deg 1 5350.52 55.83 74.00 -18.17 42.87 32.50 10.76 34.07 3.77 100 274 Peak	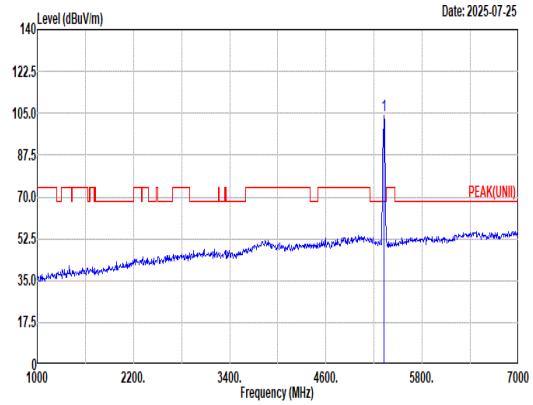 Site : 03CH23-HY Condition: PEAK(UNII) 3m DRH18-E_LE2C05A18EN_250702 HORIZONTAL : RBW:1000.000kHz VBW:3000.000kHz SWT:Auto Freq Level Limit Line Margin Read Level Ant Factor Cable Loss Preamp Factor Aux Factor APos TPos Remark MHz dBuV/m dBuV/m dB dBuV dB/m dB dB dB cm deg 1 5320.00 103.92 ------ ------ 90.89 32.55 10.73 34.01 3.76 100 274 Peak
Avg	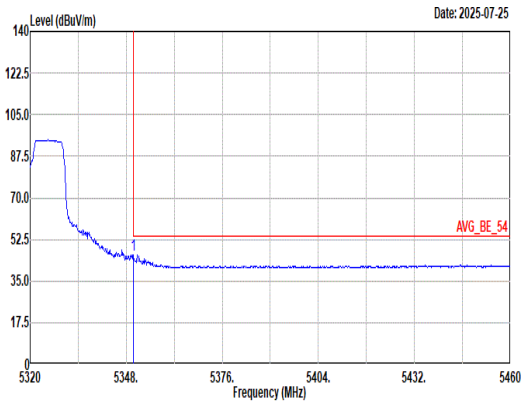 Site : 03CH23-HY Condition: AVG_BE_54 3m DRH18-E_LE2C05A18EN_250702 HORIZONTAL : RBW:1000.000kHz VBW:2.400kHz SWT:Auto Freq Level Limit Line Margin Read Level Ant Factor Cable Loss Preamp Factor Aux Factor APos TPos Remark MHz dBuV/m dBuV/m dB dBuV dB/m dB dB dB cm deg 1 5350.10 45.73 54.00 -8.27 32.77 32.50 10.76 34.07 3.77 100 274 Average	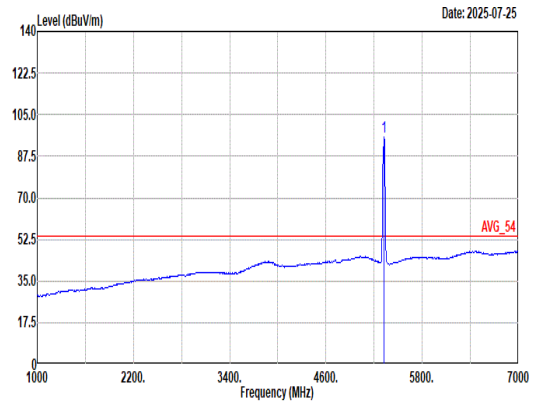 Site : 03CH23-HY Condition: AVG_54 3m DRH18-E_LE2C05A18EN_250702 HORIZONTAL : RBW:1000.000kHz VBW:2.400kHz SWT:Auto Freq Level Limit Line Margin Read Level Ant Factor Cable Loss Preamp Factor Aux Factor APos TPos Remark MHz dBuV/m dBuV/m dB dBuV dB/m dB dB dB cm deg 1 5320.00 95.50 ------ ------ 82.44 32.56 10.73 33.99 3.76 100 274 Average

Mode	46	
	Band Edge	
	U-NII-2A_5.25-5.35_802.11ax HE20_CH64_Partial RU106/54_5320MHz	
ANT	2	
Pol.	Vertical	Fundamental
Peak	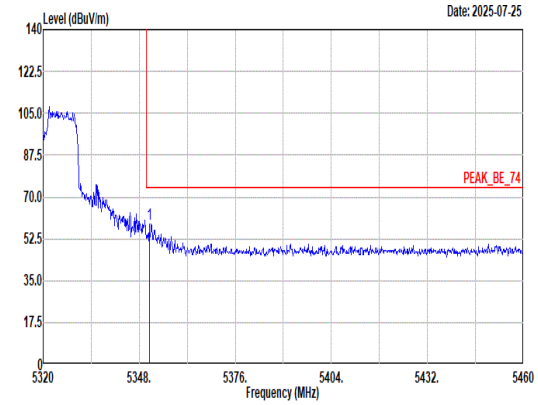 Site : 03CH23-HY Condition: PEAK_BE_74 3m DRH18-E_LE2C05A18EN_250702 VERTICAL : RBW:1000.000kHz VBW:3000.000kHz SWT:Auto Freq Level Limit Line Margin Read Level Ant Factor Cable Loss Preamp Factor Aux Factor APos TPos Remark MHz dBuV/m dBuV/m dB dBuV dB/m dB dB dB cm deg 1 5350.94 58.77 74.00 -15.23 45.81 32.50 10.76 34.07 3.77 254 136 Peak	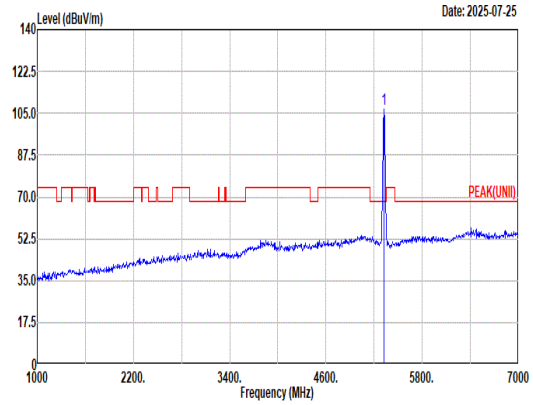 Site : 03CH23-HY Condition: PEAK(UNII) 3m DRH18-E_LE2C05A18EN_250702 VERTICAL : RBW:1000.000kHz VBW:3000.000kHz SWT:Auto Freq Level Limit Line Margin Read Level Ant Factor Cable Loss Preamp Factor Aux Factor APos TPos Remark MHz dBuV/m dBuV/m dB dBuV dB/m dB dB dB cm deg 1 5320.00 106.57 ------ ------ 93.54 32.55 10.73 34.01 3.76 254 136 Peak
Avg	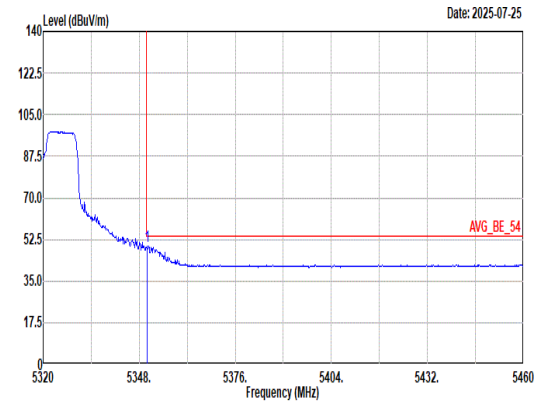 Site : 03CH23-HY Condition: AVG_BE_54 3m DRH18-E_LE2C05A18EN_250702 VERTICAL : RBW:1000.000kHz VBW:2.400kHz SWT:Auto Freq Level Limit Line Margin Read Level Ant Factor Cable Loss Preamp Factor Aux Factor APos TPos Remark MHz dBuV/m dBuV/m dB dBuV dB/m dB dB dB cm deg 1 5350.24 49.69 54.00 -4.31 36.73 32.50 10.76 34.07 3.77 254 136 Average	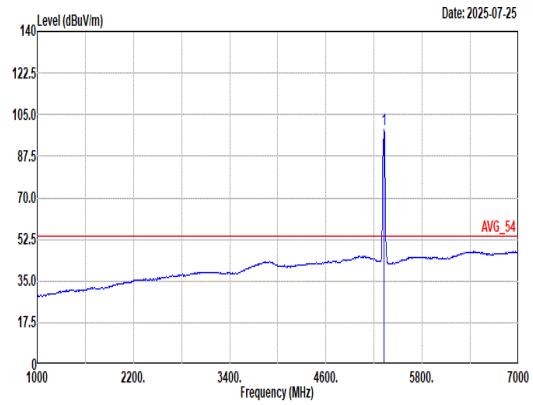 Site : 03CH23-HY Condition: AVG_54 3m DRH18-E_LE2C05A18EN_250702 VERTICAL : RBW:1000.000kHz VBW:2.400kHz SWT:Auto Freq Level Limit Line Margin Read Level Ant Factor Cable Loss Preamp Factor Aux Factor APos TPos Remark MHz dBuV/m dBuV/m dB dBuV dB/m dB dB dB cm deg 1 5320.00 98.74 ------ ------ 85.68 32.56 10.73 33.99 3.76 254 136 Average

Mode	47	
	Band Edge	
	U-NII-2C_5.47-5.725_802.11a_CH100_5500MHz	
ANT	2	
Pol.	Horizontal	Fundamental
Peak	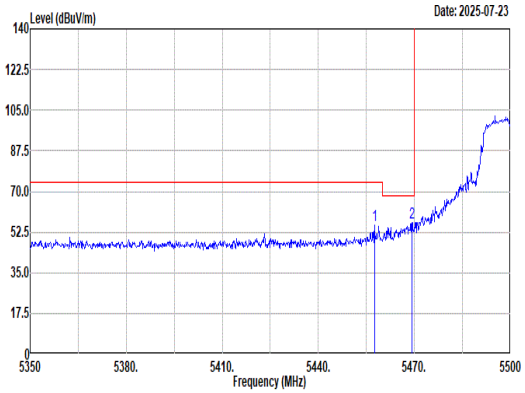 Site : 03CH23-HY Condition: PEAK_BE(UNII)_B3 3m DRH18-E_LE2C05A18EN_250702 HORIZONTAL : RBW:1000.000kHz VBW:3000.000kHz SWT:Auto Freq Level Limit Line Margin Read Level Ant Factor Cable Loss Preamp Factor Aux Factor APos TPos Remark MHz dBuV/m dBuV/m dB dBuV dB/m dB dB dB cm deg 1 5457.55 55.60 74.00 -18.40 42.49 32.72 10.91 34.33 3.81 100 275 Peak 2 5469.25 56.63 68.20 -11.57 43.50 32.74 10.93 34.36 3.82 100 275 Peak	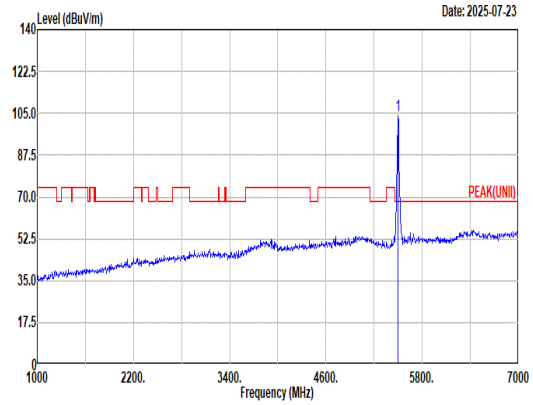 Site : 03CH23-HY Condition: PEAK(UNII) 3m DRH18-E_LE2C05A18EN_250702 HORIZONTAL : RBW:1000.000kHz VBW:3000.000kHz SWT:Auto Freq Level Limit Line Margin Read Level Ant Factor Cable Loss Preamp Factor Aux Factor APos TPos Remark MHz dBuV/m dBuV/m dB dBuV dB/m dB dB dB cm deg 1 5500.00 104.33 ------ ------ 91.15 32.79 10.97 34.42 3.84 100 275 Peak
Avg	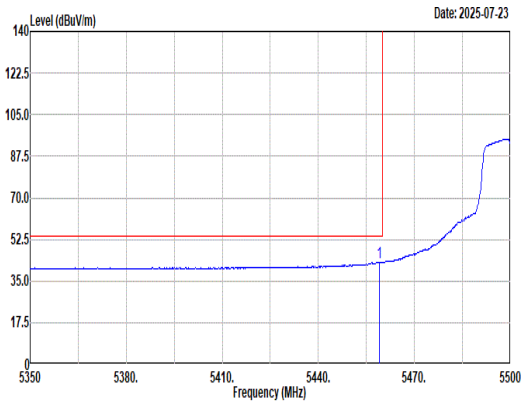 Site : 03CH23-HY Condition: AVG_BE(UNII)_B3 3m DRH18-E_LE2C05A18EN_250702 HORIZONTAL : RBW:1000.000kHz VBW:0.750kHz SWT:Auto Freq Level Limit Line Margin Read Level Ant Factor Cable Loss Preamp Factor Aux Factor APos TPos Remark MHz dBuV/m dBuV/m dB dBuV dB/m dB dB dB cm deg 1 5459.05 43.02 54.00 -10.98 29.91 32.72 10.91 34.34 3.82 100 275 Average	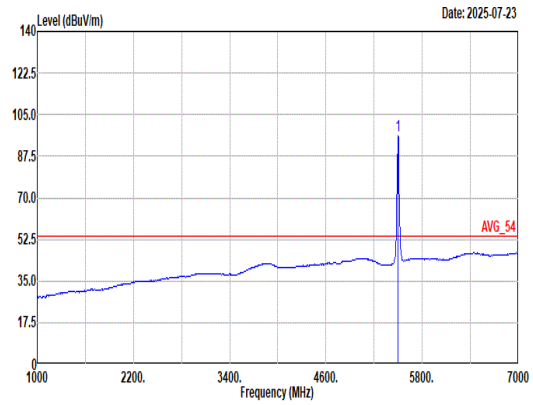 Site : 03CH23-HY Condition: AVG_54 3m DRH18-E_LE2C05A18EN_250702 HORIZONTAL : RBW:1000.000kHz VBW:0.750kHz SWT:Auto Freq Level Limit Line Margin Read Level Ant Factor Cable Loss Preamp Factor Aux Factor APos TPos Remark MHz dBuV/m dBuV/m dB dBuV dB/m dB dB dB cm deg 1 5500.00 96.15 ------ ------ 82.97 32.80 10.98 34.44 3.84 100 275 Average

Mode	47	
	Band Edge	
	U-NII-2C_5.47-5.725_802.11a_CH100_5500MHz	
ANT	2	
Pol.	Vertical	Fundamental
Peak	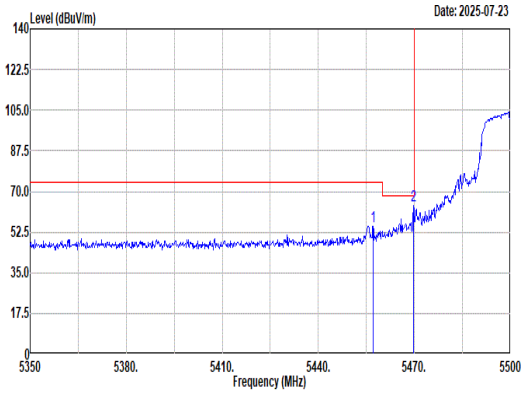 Site : 03CH23-HY Condition: PEAK_BE(UNII)_B3 3m DRH18-E_LE2C05A18EN_250702 VERTICAL : RBW:1000.000kHz VBW:3000.000kHz SWT:Auto Freq Level Limit Line Margin Read Level Ant Factor Cable Loss Preamp Factor Aux Factor APos TPos Remark MHz dBuV/m dBuV/m dB dBuV dB/m dB dB dB cm deg 1 5457.10 55.11 74.00 -18.89 42.01 32.71 10.91 34.33 3.81 244 228 Peak 2 5469.70 63.94 68.20 -4.26 50.81 32.74 10.93 34.36 3.82 244 228 Peak	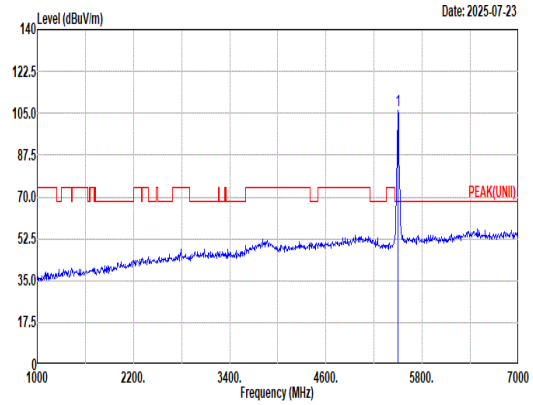 Site : 03CH23-HY Condition: PEAK(UNII) 3m DRH18-E_LE2C05A18EN_250702 VERTICAL : RBW:1000.000kHz VBW:3000.000kHz SWT:Auto Freq Level Limit Line Margin Read Level Ant Factor Cable Loss Preamp Factor Aux Factor APos TPos Remark MHz dBuV/m dBuV/m dB dBuV dB/m dB dB dB cm deg 1 5500.00 106.34 ------ ------ 93.16 32.80 10.98 34.44 3.84 244 228 Peak
Avg	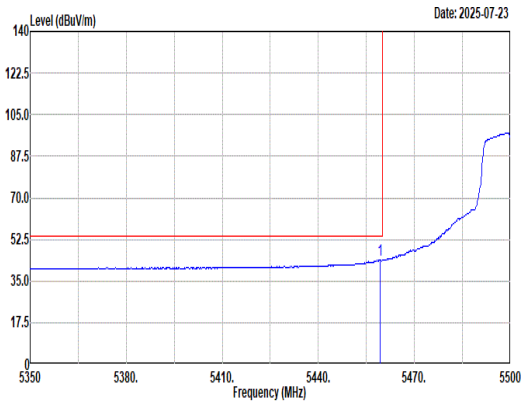 Site : 03CH23-HY Condition: AVG_BE(UNII)_B3 3m DRH18-E_LE2C05A18EN_250702 VERTICAL : RBW:1000.000kHz VBW:0.750kHz SWT:Auto Freq Level Limit Line Margin Read Level Ant Factor Cable Loss Preamp Factor Aux Factor APos TPos Remark MHz dBuV/m dBuV/m dB dBuV dB/m dB dB dB cm deg 1 5459.20 43.89 54.00 -10.11 30.78 32.72 10.91 34.34 3.82 244 228 Average	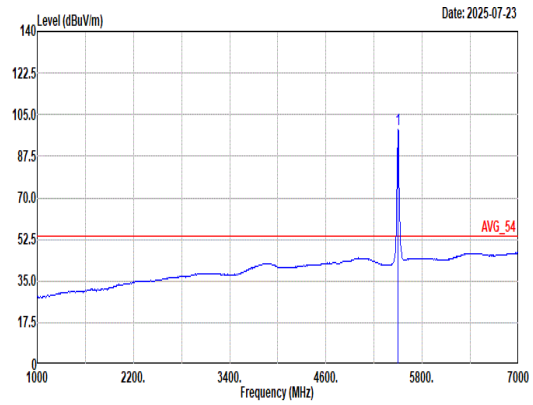 Site : 03CH23-HY Condition: AVG_54 3m DRH18-E_LE2C05A18EN_250702 VERTICAL : RBW:1000.000kHz VBW:0.750kHz SWT:Auto Freq Level Limit Line Margin Read Level Ant Factor Cable Loss Preamp Factor Aux Factor APos TPos Remark MHz dBuV/m dBuV/m dB dBuV dB/m dB dB dB cm deg 1 5500.00 98.65 ------ ------ 85.47 32.80 10.98 34.44 3.84 244 228 Average

Mode	47	
	Harmonic	
	U-NII-2C_5.47-5.725_802.11a_CH100_5500MHz	
ANT	2	
Pol.	Horizontal	Vertical
Peak Avg	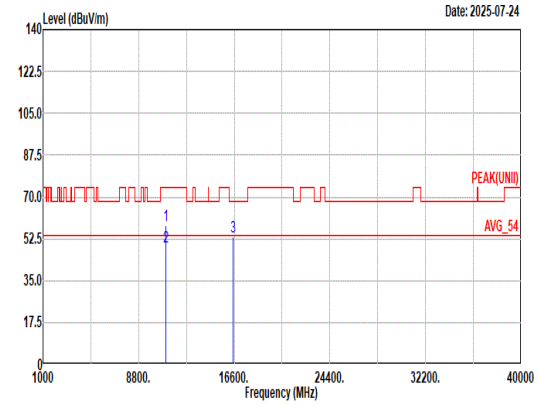 Site : 03CH23-HY Condition: PEAK(UNII) 3m DRH18-E_LE2C05A18EN_250702 HORIZONTAL Freq Level Limit Line Margin Read Level Ant Factor Cable Loss Preamp Factor Aux Factor APos TPos Remark 1 11000.00 57.99 74.00 -16.01 42.32 37.90 15.37 39.84 2.24 384 204 Peak 2 11000.00 48.97 54.00 -5.03 33.30 37.90 15.37 39.84 2.24 384 204 Average 3 16500.00 53.61 68.20 -14.59 37.30 40.60 18.84 45.85 2.72 -- -- Peak	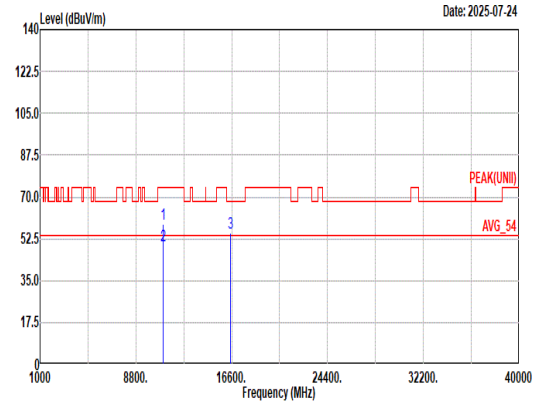 Site : 03CH23-HY Condition: PEAK(UNII) 3m DRH18-E_LE2C05A18EN_250702 VERTICAL Freq Level Limit Line Margin Read Level Ant Factor Cable Loss Preamp Factor Aux Factor APos TPos Remark 1 11000.00 58.88 74.00 -15.12 43.21 37.90 15.37 39.84 2.24 400 19 Peak 2 11000.00 49.79 54.00 -4.21 34.12 37.90 15.37 39.84 2.24 400 19 Average 3 16500.00 54.70 68.20 -13.50 38.39 40.60 18.84 45.85 2.72 -- -- Peak

Mode	48	
	Band Edge - L	
	U-NII-2C_5.47-5.725_802.11a_CH116_5580MHz	
ANT	2	
Pol.	Horizontal	Fundamental
Peak	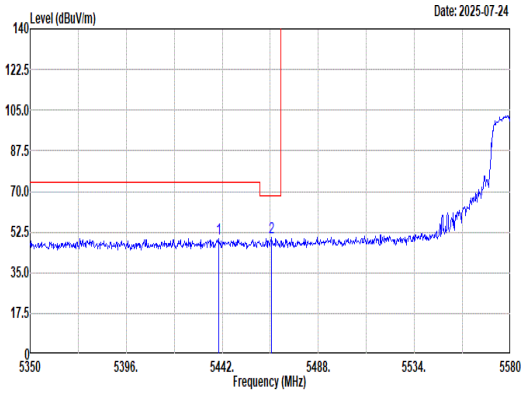 Site : 03CH23-HY Condition: PEAK_BE(UNII)_B3 3m DRH18-E_LE2C05A18EN_250702 HORIZONTAL : RBW:1000.000kHz VBW:3000.000kHz SWT:Auto Freq Level Limit Line Margin Read Level Ant Factor Cable Loss Preamp Factor Aux Factor APos TPos Remark MHz dBuV/m dBuV/m dB dBuV dB/m dB dB dB cm deg 1 5440.39 49.83 74.00 -24.17 36.76 32.68 10.88 34.29 3.80 400 127 Peak 2 5465.69 50.15 68.20 -18.05 37.03 32.73 10.92 34.35 3.82 400 127 Peak	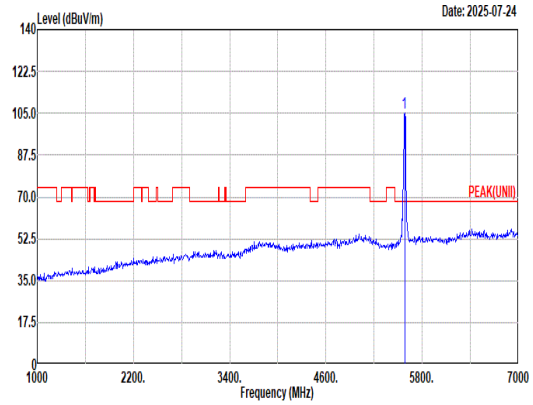 Site : 03CH23-HY Condition: PEAK(UNII) 3m DRH18-E_LE2C05A18EN_250702 HORIZONTAL : RBW:1000.000kHz VBW:3000.000kHz SWT:Auto Freq Level Limit Line Margin Read Level Ant Factor Cable Loss Preamp Factor Aux Factor APos TPos Remark MHz dBuV/m dBuV/m dB dBuV dB/m dB dB dB cm deg 1 5580.00 104.96 ------ ------ 91.22 33.17 11.13 34.45 3.89 400 127 Peak
Avg	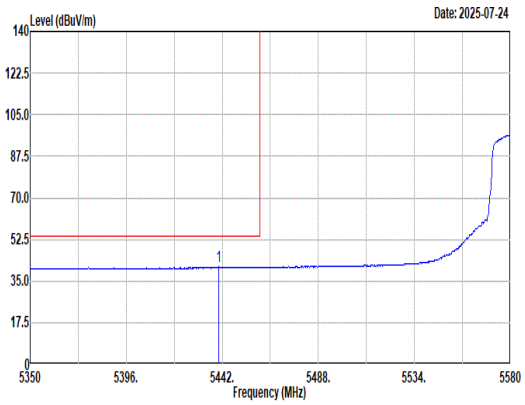 Site : 03CH23-HY Condition: AVG_BE(UNII)_B3 3m DRH18-E_LE2C05A18EN_250702 HORIZONTAL : RBW:1000.000kHz VBW:0.750kHz SWT:Auto Freq Level Limit Line Margin Read Level Ant Factor Cable Loss Preamp Factor Aux Factor APos TPos Remark MHz dBuV/m dBuV/m dB dBuV dB/m dB dB dB cm deg 1 5440.39 41.15 54.00 -12.85 28.08 32.68 10.88 34.29 3.80 400 127 Average	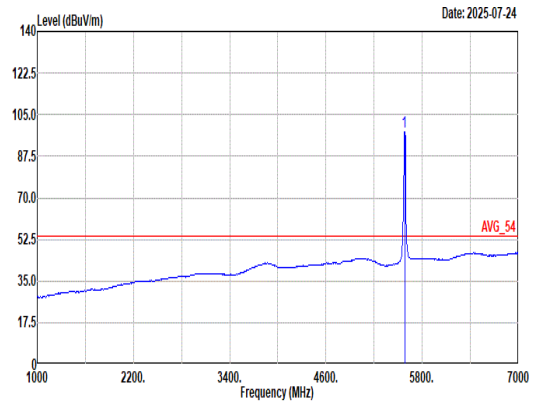 Site : 03CH23-HY Condition: AVG_54 3m DRH18-E_LE2C05A18EN_250702 HORIZONTAL : RBW:1000.000kHz VBW:0.750kHz SWT:Auto Freq Level Limit Line Margin Read Level Ant Factor Cable Loss Preamp Factor Aux Factor APos TPos Remark MHz dBuV/m dBuV/m dB dBuV dB/m dB dB dB cm deg 1 5580.00 97.96 ------ ------ 84.22 33.17 11.13 34.45 3.89 400 127 Average

Mode	48	
	Band Edge - R	
	U-NII-2C_5.47-5.725_802.11a_CH116_5580MHz	
ANT	2	
Pol.	Horizontal	Fundamental
Peak	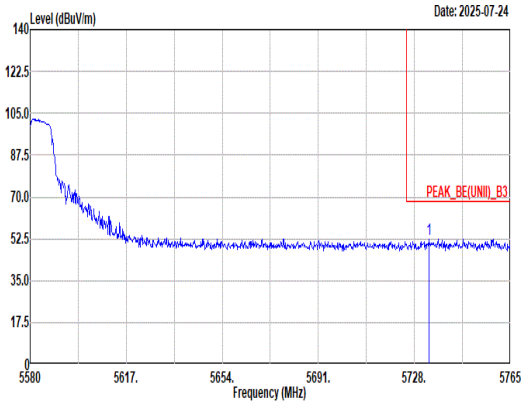 Site : 03CH23-HY Condition: PEAK_BE(UNII)_B3 3m DRH18-E_LE2C05A18EN_250702 HORIZONTAL : RBW:1000.000kHz VBW:3000.000kHz SWT:Auto Limit Read Ant Cable Preamp Aux APos TPos Freq Level Line Margin Level Factor Loss Factor Factor Remark MHz dBuV/m dBuV/m dB dBuV dB/m dB dB dB cm deg 1 5733.55 52.21 68.20 -15.99 37.61 33.93 11.21 34.45 3.91 400 127 Peak	Blank

Mode	48	
	Band Edge - L	
	U-NII-2C_5.47-5.725_802.11a_CH116_5580MHz	
ANT	2	
Pol.	Vertical	Fundamental
Peak	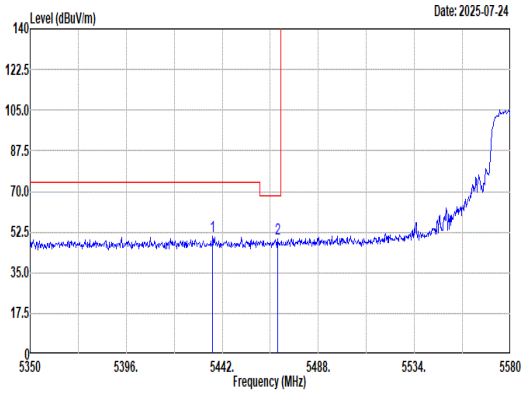 Site : 03CH23-HY Condition: PEAK_BE(UNII)_B3 3m DRH18-E_LE2C05A18EN_250702 VERTICAL : RBW:1000.000kHz VBW:3000.000kHz SWT:Auto Freq Level Limit Line Margin Read Level Ant Factor Cable Loss Preamp Factor Aux Factor APos TPos Remark MHz dBuV/m dBuV/m dB dBuV dB/m dB dB dB cm deg 1 5437.40 50.50 74.00 -23.50 37.43 32.67 10.88 34.28 3.80 240 229 Peak 2 5468.68 49.59 68.20 -18.61 36.46 32.74 10.93 34.36 3.82 240 229 Peak	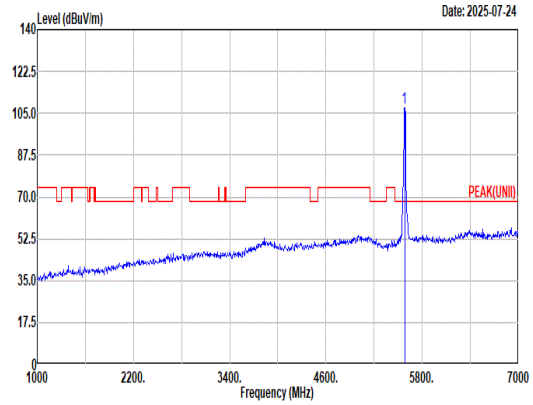 Site : 03CH23-HY Condition: PEAK(UNII) 3m DRH18-E_LE2C05A18EN_250702 VERTICAL : RBW:1000.000kHz VBW:3000.000kHz SWT:Auto Freq Level Limit Line Margin Read Level Ant Factor Cable Loss Preamp Factor Aux Factor APos TPos Remark MHz dBuV/m dBuV/m dB dBuV dB/m dB dB dB cm deg 1 5580.00 107.13 ------ ------ 93.40 33.16 11.12 34.44 3.89 240 229 Peak
Avg	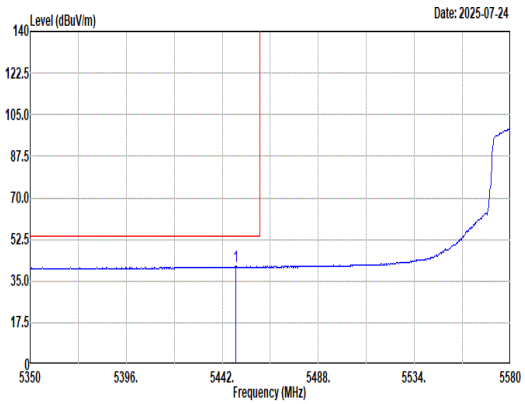 Site : 03CH23-HY Condition: AVG_BE(UNII)_B3 3m DRH18-E_LE2C05A18EN_250702 VERTICAL : RBW:1000.000kHz VBW:0.750kHz SWT:Auto Freq Level Limit Line Margin Read Level Ant Factor Cable Loss Preamp Factor Aux Factor APos TPos Remark MHz dBuV/m dBuV/m dB dBuV dB/m dB dB dB cm deg 1 5448.44 41.07 54.00 -12.93 27.98 32.70 10.89 34.31 3.81 240 229 Average	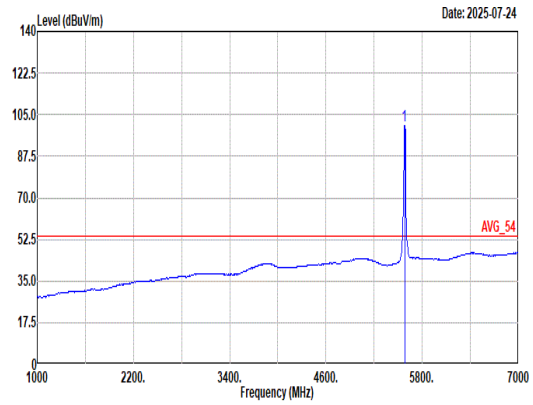 Site : 03CH23-HY Condition: AVG_54 3m DRH18-E_LE2C05A18EN_250702 VERTICAL : RBW:1000.000kHz VBW:0.750kHz SWT:Auto Freq Level Limit Line Margin Read Level Ant Factor Cable Loss Preamp Factor Aux Factor APos TPos Remark MHz dBuV/m dBuV/m dB dBuV dB/m dB dB dB cm deg 1 5580.00 100.25 ------ ------ 86.51 33.17 11.13 34.45 3.89 240 229 Average

Mode	48	
	Band Edge - R	
	U-NII-2C_5.47-5.725_802.11a_CH116_5580MHz	
ANT	2	
Pol.	Vertical	Fundamental
Peak	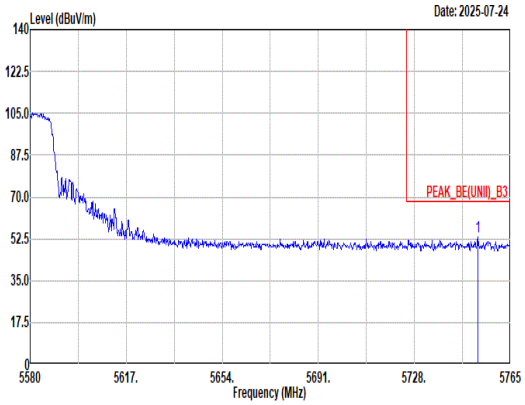 Site : 03CH23-HY Condition: PEAK_BE(UNII)_B3 3m DRH18-E_LE2C05A18EN_250702 VERTICAL : RBW:1000.000kHz VBW:3000.000kHz SWT:Auto Limit Read Ant Cable Preamp Aux APos TPos Freq Level Line Margin Level Factor Loss Factor Factor Remark MHz dBuV/m dBuV/m dB dBuV dB/m dB dB dB cm deg 1 5752.42 53.32 68.20 -14.88 38.65 34.00 11.21 34.46 3.92 240 229 Peak	Blank

Mode	48	
	Harmonic	
	U-NII-2C_5.47-5.725_802.11a_CH116_5580MHz	
ANT	2	
Pol.	Horizontal	Vertical
Peak Avg	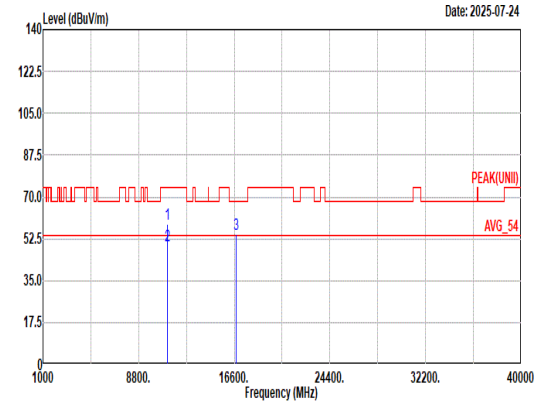 Site : 03CH23-HY Condition: PEAK(UNII) 3m DRH18-E_LE2C05A18EN_250702 HORIZONTAL Freq Level Limit Line Margin Read Level Ant Factor Cable Loss Preamp Factor Aux Factor APos TPos Remark MHz dBuV/m dBuV/m dB dBuV dB/m dB dB dB cm deg 1 11160.00 58.87 74.00 -15.13 42.86 38.22 15.48 39.94 2.25 400 203 Peak 2 11160.00 49.88 54.00 -4.12 33.87 38.22 15.48 39.94 2.25 400 203 Average 3 16740.00 54.20 68.20 -14.00 38.17 40.34 18.96 46.08 2.81 -- -- Peak	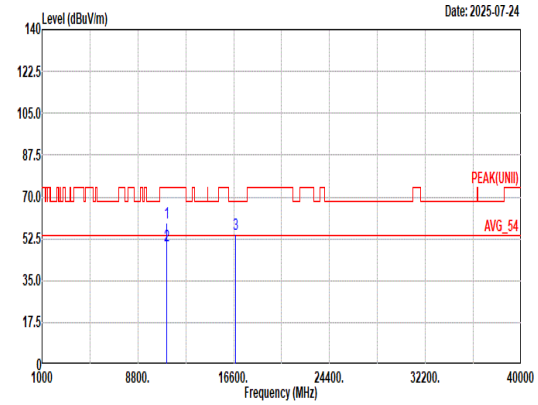 Site : 03CH23-HY Condition: PEAK(UNII) 3m DRH18-E_LE2C05A18EN_250702 VERTICAL Freq Level Limit Line Margin Read Level Ant Factor Cable Loss Preamp Factor Aux Factor APos TPos Remark MHz dBuV/m dBuV/m dB dBuV dB/m dB dB dB cm deg 1 11160.00 59.16 74.00 -14.84 43.15 38.22 15.48 39.94 2.25 400 18 Peak 2 11160.00 49.44 54.00 -4.56 33.43 38.22 15.48 39.94 2.25 400 18 Average 3 16740.00 54.43 68.20 -13.77 38.40 40.34 18.96 46.08 2.81 -- -- Peak

Mode	49	
	Band Edge	
	U-NII-2C_5.47-5.725_802.11a_CH140_5700MHz	
ANT	2	
Pol.	Horizontal	Fundamental
Peak	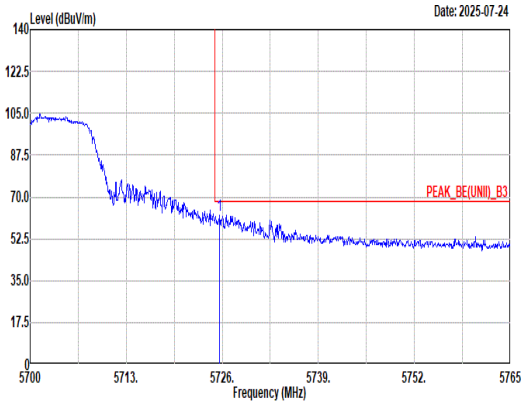 Site : 03CH23-HY Condition: PEAK_BE(UNII)_B3 3m DRH18-E_LE2C05A18EN_250702 HORIZONTAL : RBW:1000.000kHz VBW:3000.000kHz SWT:Auto Freq Level Limit Line Margin Read Level Ant Factor Cable Loss Preamp Factor Aux Factor APos TPos Remark MHz dBuV/m dBuV/m dB dBuV dB/m dB dB dB cm deg 1 5725.61 62.15 68.20 -6.05 47.59 33.90 11.20 34.45 3.91 400 121 Peak	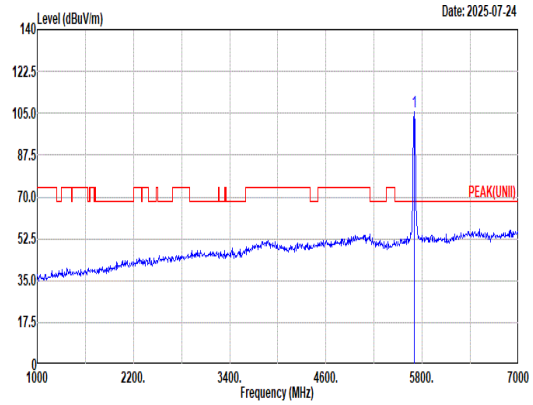 Site : 03CH23-HY Condition: PEAK(UNII) 3m DRH18-E_LE2C05A18EN_250702 HORIZONTAL : RBW:1000.000kHz VBW:3000.000kHz SWT:Auto Freq Level Limit Line Margin Read Level Ant Factor Cable Loss Preamp Factor Aux Factor APos TPos Remark MHz dBuV/m dBuV/m dB dBuV dB/m dB dB dB cm deg 1 5700.00 105.45 ------ ------ 90.97 33.82 11.20 34.45 3.91 400 121 Peak
Avg	Blank	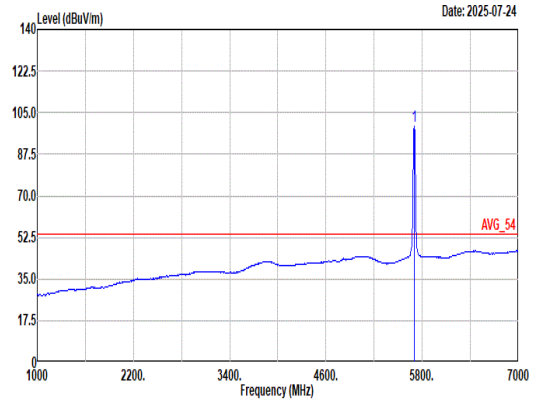 Site : 03CH23-HY Condition: AVG_54 3m DRH18-E_LE2C05A18EN_250702 HORIZONTAL : RBW:1000.000kHz VBW:0.750kHz SWT:Auto Freq Level Limit Line Margin Read Level Ant Factor Cable Loss Preamp Factor Aux Factor APos TPos Remark MHz dBuV/m dBuV/m dB dBuV dB/m dB dB dB cm deg 1 5700.00 99.18 ------ ------ 84.70 33.82 11.20 34.45 3.91 400 121 Average

Mode	49	
	Band Edge	
	U-NII-2C_5.47-5.725_802.11a_CH140_5700MHz	
ANT	2	
Pol.	Vertical	Fundamental
Peak	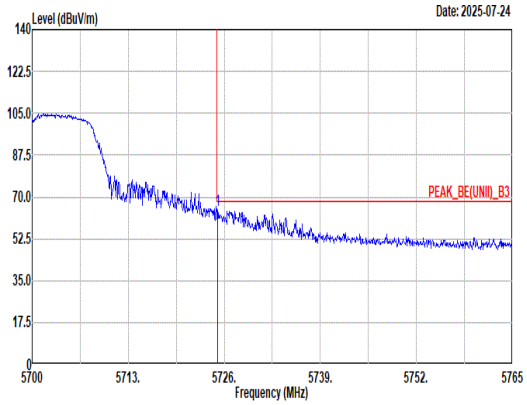 Site : 03CH23-HY Condition: PEAK_BE(UNII)_B3 3m DRH18-E_LE2C05A18EN_250702 VERTICAL : RBW:1000.000kHz VBW:3000.000kHz SWT:Auto Freq Level Limit Line Margin Read Level Ant Factor Cable Loss Preamp Factor Aux Factor APos TPos Remark MHz dBuV/m dBuV/m dB dBuV dB/m dB dB dB cm deg 1 5725.09 64.25 68.20 -3.95 49.69 33.90 11.20 34.45 3.91 300 246 Peak	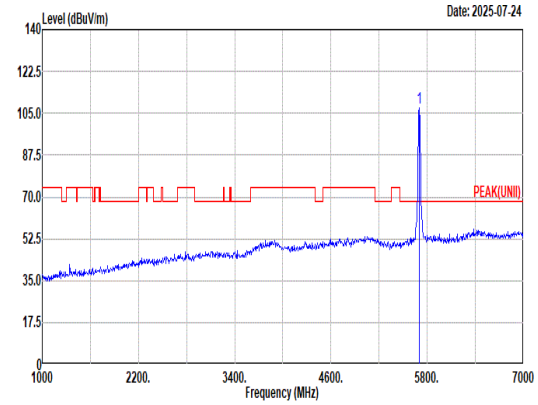 Site : 03CH23-HY Condition: PEAK(UNII) 3m DRH18-E_LE2C05A18EN_250702 VERTICAL : RBW:1000.000kHz VBW:3000.000kHz SWT:Auto Freq Level Limit Line Margin Read Level Ant Factor Cable Loss Preamp Factor Aux Factor APos TPos Remark MHz dBuV/m dBuV/m dB dBuV dB/m dB dB dB cm deg 1 5700.00 107.02 ------ ------ 92.58 33.79 11.19 34.45 3.91 300 246 Peak
Avg	Blank	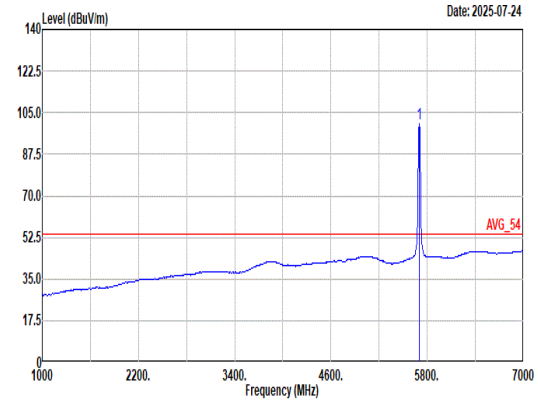 Site : 03CH23-HY Condition: AVG_54 3m DRH18-E_LE2C05A18EN_250702 VERTICAL : RBW:1000.000kHz VBW:0.750kHz SWT:Auto Freq Level Limit Line Margin Read Level Ant Factor Cable Loss Preamp Factor Aux Factor APos TPos Remark MHz dBuV/m dBuV/m dB dBuV dB/m dB dB dB cm deg 1 5700.00 100.12 ------ ------ 85.64 33.82 11.20 34.45 3.91 300 246 Average

Mode	49	
	Harmonic	
	U-NII-2C_5.47-5.725_802.11a_CH140_5700MHz	
ANT	2	
Pol.	Horizontal	Vertical
Peak Avg	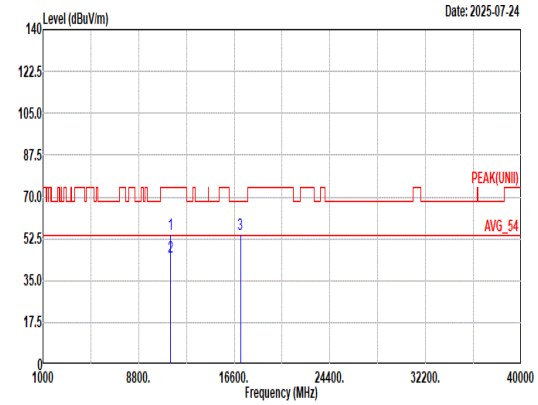 Site : 03CH23-HY Condition: PEAK(UNII) 3m DRH18-E_LE2C05A18EN_250702 HORIZONTAL Freq Level Limit Line Margin Read Level Ant Factor Cable Loss Preamp Factor Aux Factor APos TPos Remark MHz dBuV/m dBuV/m dB dBuV dB/m dB dB dB cm deg 1 11400.00 54.19 74.00 -19.81 37.89 38.50 15.64 40.10 2.26 400 232 Peak 2 11400.00 44.80 54.00 -9.20 28.50 38.50 15.64 40.10 2.26 400 232 Average 3 17100.00 54.51 68.20 -13.69 38.46 40.30 19.15 46.35 2.95 -- -- Peak	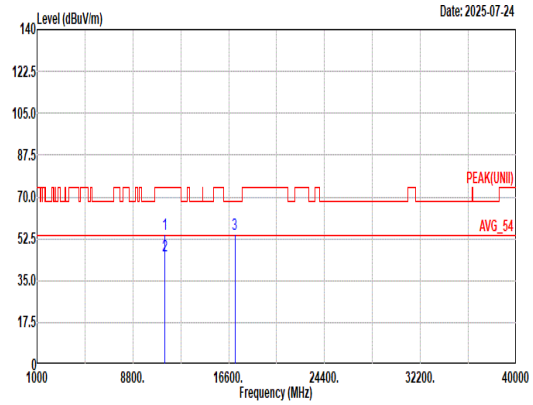 Site : 03CH23-HY Condition: PEAK(UNII) 3m DRH18-E_LE2C05A18EN_250702 VERTICAL Freq Level Limit Line Margin Read Level Ant Factor Cable Loss Preamp Factor Aux Factor APos TPos Remark MHz dBuV/m dBuV/m dB dBuV dB/m dB dB dB cm deg 1 11400.00 54.56 74.00 -19.44 38.26 38.50 15.64 40.10 2.26 400 19 Peak 2 11400.00 45.47 54.00 -8.53 29.17 38.50 15.64 40.10 2.26 400 19 Average 3 17100.00 54.61 68.20 -13.59 38.56 40.30 19.15 46.35 2.95 -- -- Peak

Mode	50	
	Band Edge	
	U-NII-2C_5.47-5.725_802.11ax HE20_CH100_Full RU_5500MHz	
ANT	2	
Pol.	Horizontal	Fundamental
Peak	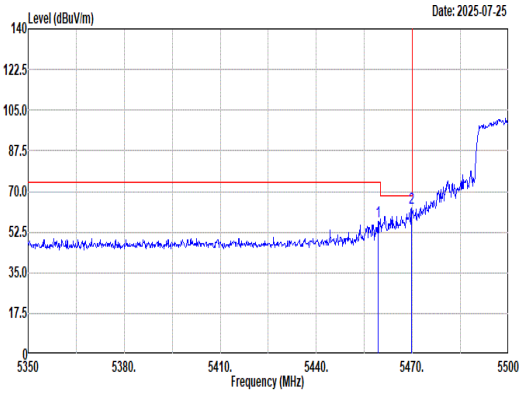 Site : 03CH23-HY Condition: PEAK_BE(UNII)_B3 3m DRH18-E_LE2C05A18EN_250702 HORIZONTAL : RBW:1000.000kHz VBW:3000.000kHz SWT:Auto Freq Level Limit Line Margin Read Level Ant Factor Cable Loss Preamp Factor Aux Factor APos TPos Remark MHz dBuV/m dBuV/m dB dBuV dB/m dB dB dB cm deg 1 5459.35 57.07 74.00 -16.93 43.96 32.72 10.91 34.34 3.82 100 279 Peak 2 5469.70 62.67 68.20 -5.53 49.54 32.74 10.93 34.36 3.82 100 279 Peak	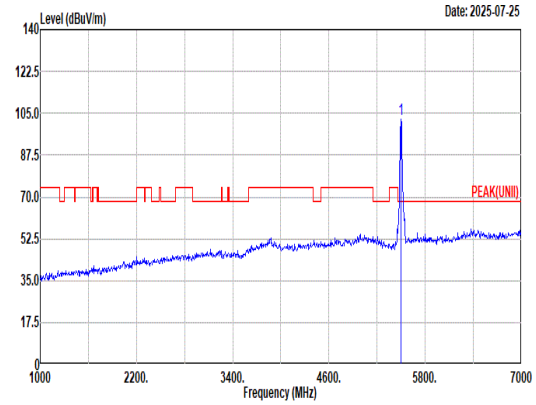 Site : 03CH23-HY Condition: PEAK(UNII) 3m DRH18-E_LE2C05A18EN_250702 HORIZONTAL : RBW:1000.000kHz VBW:3000.000kHz SWT:Auto Freq Level Limit Line Margin Read Level Ant Factor Cable Loss Preamp Factor Aux Factor APos TPos Remark MHz dBuV/m dBuV/m dB dBuV dB/m dB dB dB cm deg 1 5500.00 102.32 ------ ------ 89.14 32.80 10.98 34.44 3.84 100 279 Peak
Avg	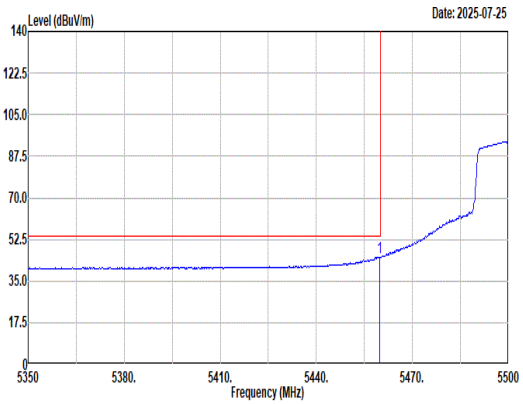 Site : 03CH23-HY Condition: AVG_BE(UNII)_B3 3m DRH18-E_LE2C05A18EN_250702 HORIZONTAL : RBW:1000.000kHz VBW:1.000kHz SWT:Auto Freq Level Limit Line Margin Read Level Ant Factor Cable Loss Preamp Factor Aux Factor APos TPos Remark MHz dBuV/m dBuV/m dB dBuV dB/m dB dB dB cm deg 1 5459.80 45.11 54.00 -8.89 32.00 32.72 10.91 34.34 3.82 100 279 Average	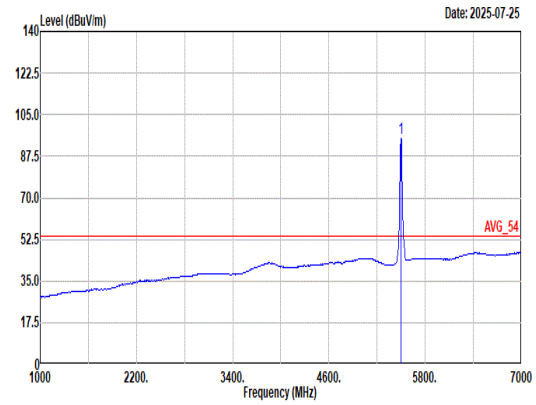 Site : 03CH23-HY Condition: AVG_54 3m DRH18-E_LE2C05A18EN_250702 HORIZONTAL : RBW:1000.000kHz VBW:1.000kHz SWT:Auto Freq Level Limit Line Margin Read Level Ant Factor Cable Loss Preamp Factor Aux Factor APos TPos Remark MHz dBuV/m dBuV/m dB dBuV dB/m dB dB dB cm deg 1 5500.00 95.05 ------ ------ 81.87 32.80 10.98 34.44 3.84 100 279 Average

Mode	50	
	Band Edge	
	U-NII-2C_5.47-5.725_802.11ax HE20_CH100_Full RU_5500MHz	
ANT	2	
Pol.	Vertical	Fundamental
Peak	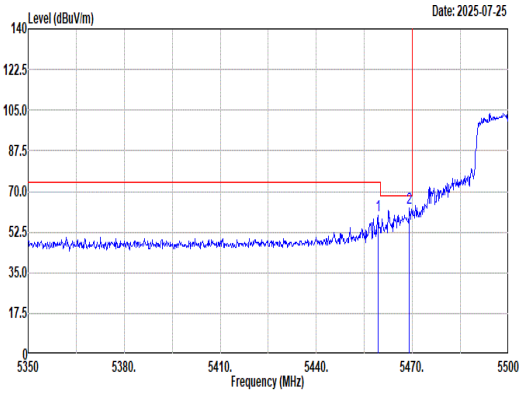 Site : 03CH23-HY Condition: PEAK_BE(UNII)_B3 3m DRH18-E_LE2C05A18EN_250702 VERTICAL : RBW:1000.000kHz VBW:3000.000kHz SWT:Auto Freq Level Limit Line Margin Read Level Ant Factor Cable Loss Preamp Factor Aux Factor APos TPos Remark MHz dBuV/m dBuV/m dB dBuV dB/m dB dB dB cm deg 1 5459.20 59.86 74.00 -14.14 46.75 32.72 10.91 34.34 3.82 200 172 Peak 2 5469.10 63.08 68.20 -5.12 49.95 32.74 10.93 34.36 3.82 200 172 Peak	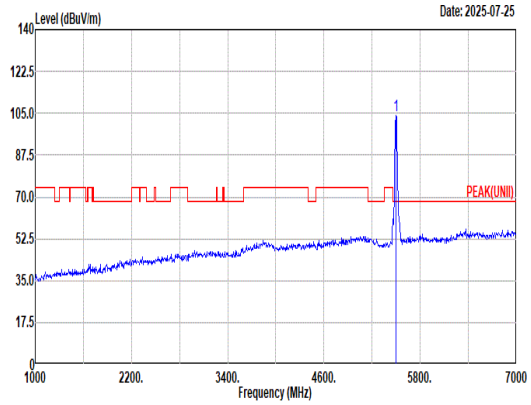 Site : 03CH23-HY Condition: PEAK(UNII) 3m DRH18-E_LE2C05A18EN_250702 VERTICAL : RBW:1000.000kHz VBW:3000.000kHz SWT:Auto Freq Level Limit Line Margin Read Level Ant Factor Cable Loss Preamp Factor Aux Factor APos TPos Remark MHz dBuV/m dBuV/m dB dBuV dB/m dB dB dB cm deg 1 5500.00 103.87 ------ ------ 90.69 32.80 10.98 34.44 3.84 200 172 Peak
Avg	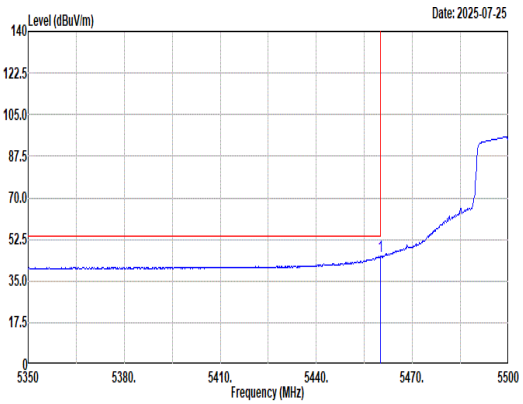 Site : 03CH23-HY Condition: AVG_BE(UNII)_B3 3m DRH18-E_LE2C05A18EN_250702 VERTICAL : RBW:1000.000kHz VBW:1.000kHz SWT:Auto Freq Level Limit Line Margin Read Level Ant Factor Cable Loss Preamp Factor Aux Factor APos TPos Remark MHz dBuV/m dBuV/m dB dBuV dB/m dB dB dB cm deg 1 5459.95 45.32 54.00 -8.68 32.21 32.72 10.91 34.34 3.82 200 172 Average	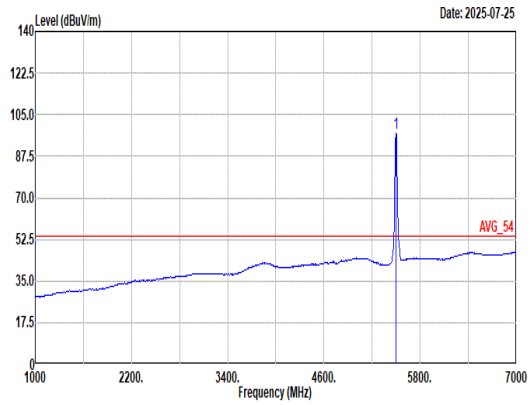 Site : 03CH23-HY Condition: AVG_54 3m DRH18-E_LE2C05A18EN_250702 VERTICAL : RBW:1000.000kHz VBW:1.000kHz SWT:Auto Freq Level Limit Line Margin Read Level Ant Factor Cable Loss Preamp Factor Aux Factor APos TPos Remark MHz dBuV/m dBuV/m dB dBuV dB/m dB dB dB cm deg 1 5500.00 97.14 ------ ------ 83.96 32.80 10.98 34.44 3.84 200 172 Average

Mode	50	
	Harmonic	
	U-NII-2C_5.47-5.725_802.11ax HE20_CH100_Full RU_5500MHz	
ANT	2	
Pol.	Horizontal	Vertical
Peak Avg	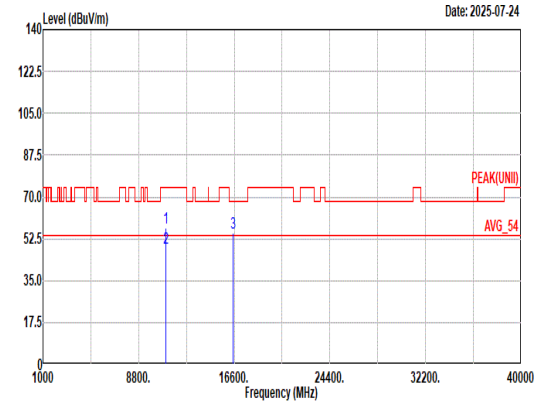 Site : 03CH23-HY Condition: PEAK(UNII) 3m DRH18-E_LE2C05A18EN_250702 HORIZONTAL Freq Level Limit Line Margin Read Level Ant Factor Cable Loss Preamp Factor Aux Factor APos TPos Remark MHz dBuV/m dBuV/m dB dBuV dB/m dB dB dB cm deg 1 11000.00 57.21 74.00 -16.79 41.54 37.90 15.37 39.84 2.24 330 200 Peak 2 11000.00 48.76 54.00 -5.24 33.09 37.90 15.37 39.84 2.24 330 200 Average 3 16500.00 54.97 68.20 -13.23 38.66 40.60 18.84 45.85 2.72 -- -- Peak	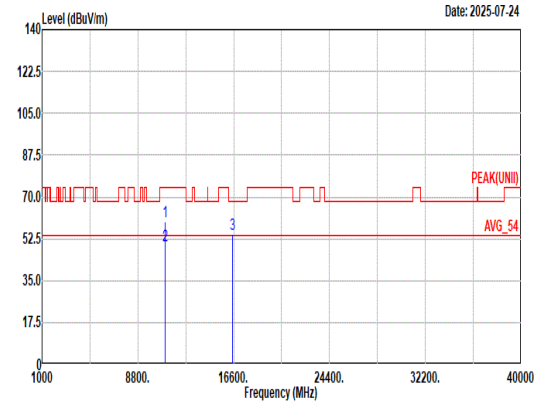 Site : 03CH23-HY Condition: PEAK(UNII) 3m DRH18-E_LE2C05A18EN_250702 VERTICAL Freq Level Limit Line Margin Read Level Ant Factor Cable Loss Preamp Factor Aux Factor APos TPos Remark MHz dBuV/m dBuV/m dB dBuV dB/m dB dB dB cm deg 1 11000.00 59.60 74.00 -14.40 43.93 37.90 15.37 39.84 2.24 400 17 Peak 2 11000.00 49.44 54.00 -4.56 33.77 37.90 15.37 39.84 2.24 400 17 Average 3 16500.00 54.32 68.20 -13.88 38.01 40.60 18.84 45.85 2.72 -- -- Peak

Mode	51	
	Band Edge - L	
	U-NII-2C_5.47-5.725_802.11ax HE20_CH116_Full RU_5580MHz	
ANT	2	
Pol.	Horizontal	Fundamental
Peak	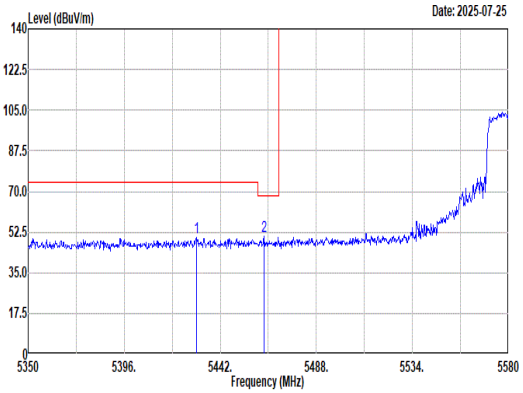 Site : 03CH23-HY Condition: PEAK_BE(UNII)_B3 3m DRH18-E_LE2C05A18EN_250702 HORIZONTAL : RBW:1000.000kHz VBW:3000.000kHz SWT:Auto Freq Level Limit Line Margin Read Level Ant Factor Cable Loss Preamp Factor Aux Factor APos TPos Remark MHz dBuV/m dBuV/m dB dBuV dB/m dB dB dB cm deg 1 5430.73 50.42 74.00 -23.58 37.37 32.66 10.86 34.27 3.80 399 130 Peak 2 5462.93 50.51 68.20 -17.69 37.39 32.73 10.92 34.35 3.82 399 130 Peak	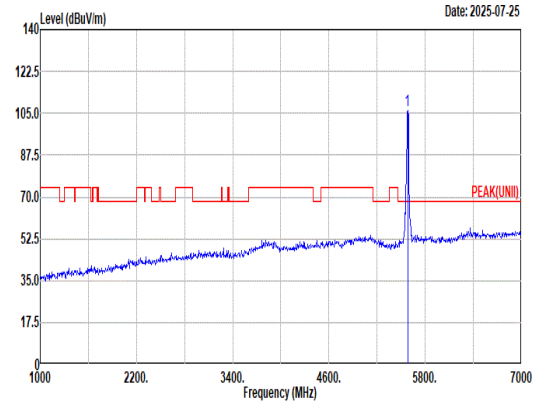 Site : 03CH23-HY Condition: PEAK(UNII) 3m DRH18-E_LE2C05A18EN_250702 HORIZONTAL : RBW:1000.000kHz VBW:3000.000kHz SWT:Auto Freq Level Limit Line Margin Read Level Ant Factor Cable Loss Preamp Factor Aux Factor APos TPos Remark MHz dBuV/m dBuV/m dB dBuV dB/m dB dB dB cm deg 1 5580.00 106.28 ------ ------ 92.54 33.17 11.13 34.45 3.89 399 130 Peak
Avg	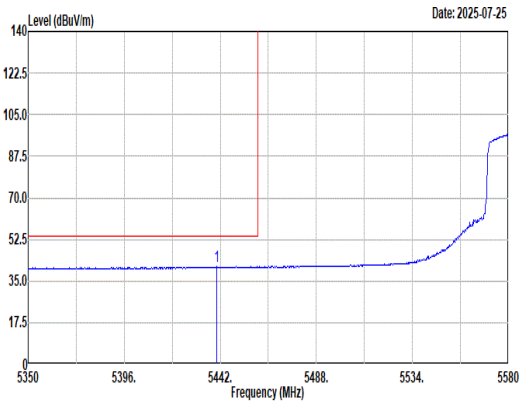 Site : 03CH23-HY Condition: AVG_BE(UNII)_B3 3m DRH18-E_LE2C05A18EN_250702 HORIZONTAL : RBW:1000.000kHz VBW:1.000kHz SWT:Auto Freq Level Limit Line Margin Read Level Ant Factor Cable Loss Preamp Factor Aux Factor APos TPos Remark MHz dBuV/m dBuV/m dB dBuV dB/m dB dB dB cm deg 1 5440.39 41.05 54.00 -12.95 27.98 32.68 10.88 34.29 3.80 399 130 Average	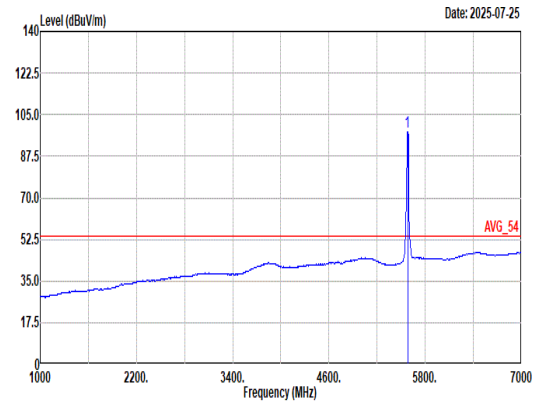 Site : 03CH23-HY Condition: AVG_54 3m DRH18-E_LE2C05A18EN_250702 HORIZONTAL : RBW:1000.000kHz VBW:1.000kHz SWT:Auto Freq Level Limit Line Margin Read Level Ant Factor Cable Loss Preamp Factor Aux Factor APos TPos Remark MHz dBuV/m dBuV/m dB dBuV dB/m dB dB dB cm deg 1 5580.00 97.97 ------ ------ 84.24 33.16 11.12 34.44 3.89 399 130 Average

Mode	51	
	Band Edge - R	
	U-NII-2C_5.47-5.725_802.11ax HE20_CH116_Full RU_5580MHz	
ANT	2	
Pol.	Horizontal	Fundamental
Peak	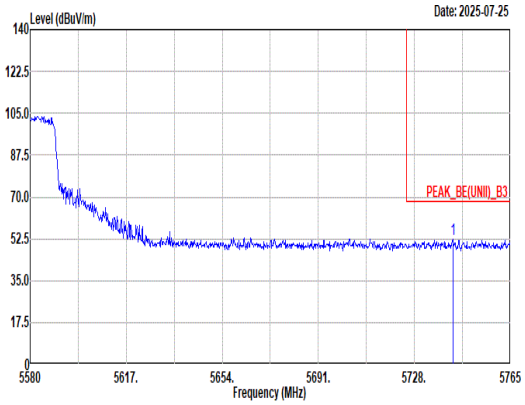 Site : 03CH23-HY Condition: PEAK_BE(UNII)_B3 3m DRH18-E_LE2C05A18EN_250702 HORIZONTAL : RBW:1000.000kHz VBW:3000.000kHz SWT:Auto Freq Level Limit Line Margin Read Level Ant Factor Cable Loss Preamp Factor Aux Factor APos TPos Remark MHz dBuV/m dBuV/m dB dBuV dB/m dB dB dB cm deg 1 5742.80 52.09 68.20 -16.11 37.45 33.97 11.21 34.45 3.91 399 130 Peak	Blank

Mode	51	
	Band Edge - L	
	U-NII-2C_5.47-5.725_802.11ax HE20_CH116_Full RU_5580MHz	
ANT	2	
Pol.	Vertical	Fundamental
Peak	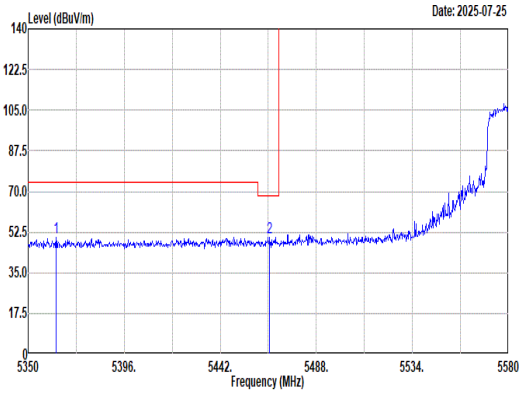 Site : 03CH23-HY Condition: PEAK_BE(UNII)_B3 3m DRH18-E_LE2C05A18EN_250702 VERTICAL : RBW:1000.000kHz VBW:3000.000kHz SWT:Auto Freq Level Limit Line Margin Read Level Ant Factor Cable Loss Preamp Factor Aux Factor APos TPos Remark MHz dBuV/m dBuV/m dB dBuV dB/m dB dB dB cm deg 1 5363.34 50.06 74.00 -23.94 37.09 32.53 10.77 34.10 3.77 242 228 Peak 2 5465.46 50.02 68.20 -18.18 36.90 32.73 10.92 34.35 3.82 242 228 Peak	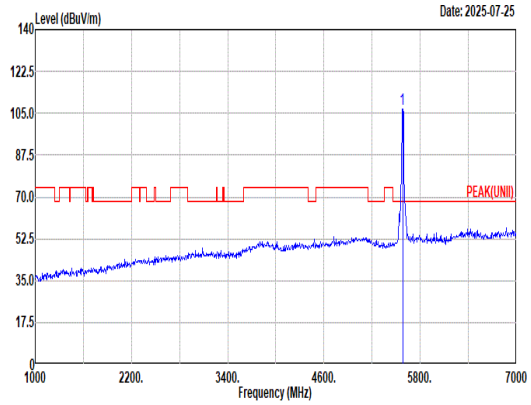 Site : 03CH23-HY Condition: PEAK(UNII) 3m DRH18-E_LE2C05A18EN_250702 VERTICAL : RBW:1000.000kHz VBW:3000.000kHz SWT:Auto Freq Level Limit Line Margin Read Level Ant Factor Cable Loss Preamp Factor Aux Factor APos TPos Remark MHz dBuV/m dBuV/m dB dBuV dB/m dB dB dB cm deg 1 5580.00 106.88 ------ ------ 93.15 33.16 11.12 34.44 3.89 242 228 Peak
Avg	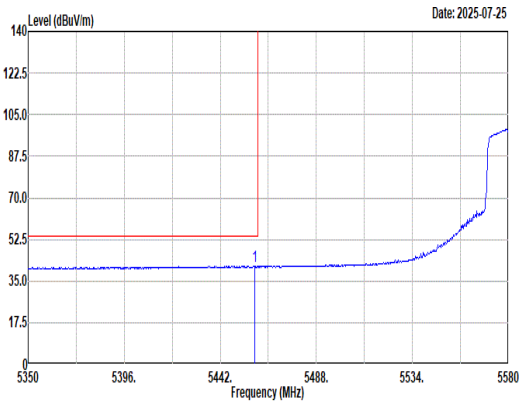 Site : 03CH23-HY Condition: AVG_BE(UNII)_B3 3m DRH18-E_LE2C05A18EN_250702 VERTICAL : RBW:1000.000kHz VBW:1.000kHz SWT:Auto Freq Level Limit Line Margin Read Level Ant Factor Cable Loss Preamp Factor Aux Factor APos TPos Remark MHz dBuV/m dBuV/m dB dBuV dB/m dB dB dB cm deg 1 5458.33 41.13 54.00 -12.87 28.03 32.72 10.91 34.34 3.81 242 228 Average	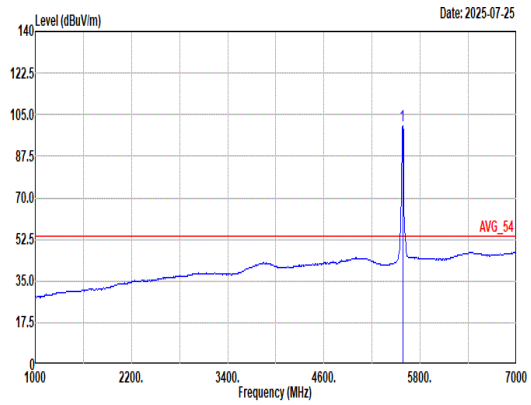 Site : 03CH23-HY Condition: AVG_54 3m DRH18-E_LE2C05A18EN_250702 VERTICAL : RBW:1000.000kHz VBW:1.000kHz SWT:Auto Freq Level Limit Line Margin Read Level Ant Factor Cable Loss Preamp Factor Aux Factor APos TPos Remark MHz dBuV/m dBuV/m dB dBuV dB/m dB dB dB cm deg 1 5580.00 100.13 ------ ------ 86.39 33.17 11.13 34.45 3.89 242 228 Average

Mode	51	
	Band Edge - R	
	U-NII-2C_5.47-5.725_802.11ax HE20_CH116_Full RU_5580MHz	
ANT	2	
Pol.	Vertical	Fundamental
Peak	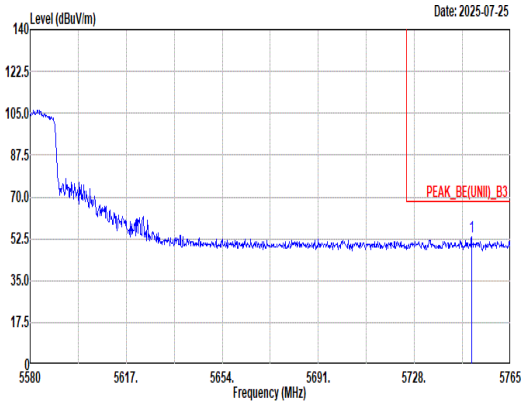 Site : 03CH23-HY Condition: PEAK_BE(UNII)_B3 3m DRH18-E_LE2C05A18EN_250702 VERTICAL : RBW:1000.000kHz VBW:3000.000kHz SWT:Auto Limit Read Ant Cable Preamp Aux APos TPos Freq Level Line Margin Level Factor Loss Factor Factor Remark MHz dBuV/m dBuV/m dB dBuV dB/m dB dB dB cm deg 1 5750.02 53.39 68.20 -14.81 38.72 34.00 11.21 34.46 3.92 242 228 Peak	Blank

Mode	51	
	Harmonic	
	U-NII-2C_5.47-5.725_802.11ax HE20_CH116_Full RU_5580MHz	
ANT	2	
Pol.	Horizontal	Vertical
Peak Avg	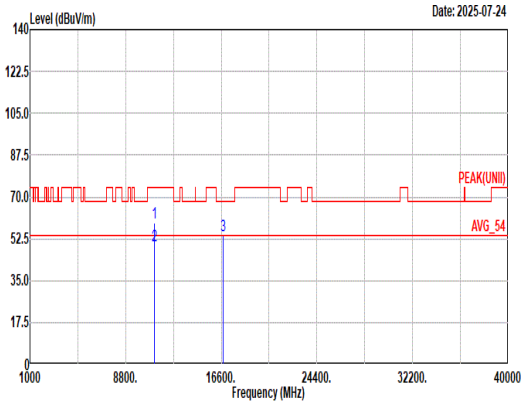 Site : 03CH23-HY Condition: PEAK(UNII) 3m DRH18-E_LE2C05A18EN_250702 HORIZONTAL Freq Level Limit Line Margin Read Level Ant Factor Cable Loss Preamp Factor Aux Factor APos TPos Remark 1 11160.00 59.09 74.00 -14.91 43.08 38.22 15.48 39.94 2.25 388 201 Peak 2 11160.00 49.62 54.00 -4.38 33.61 38.22 15.48 39.94 2.25 388 201 Average 3 16740.00 54.08 68.20 -14.12 38.05 40.34 18.96 46.08 2.81 -- -- Peak	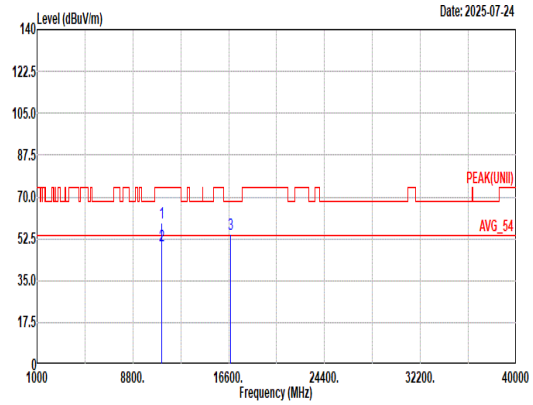 Site : 03CH23-HY Condition: PEAK(UNII) 3m DRH18-E_LE2C05A18EN_250702 VERTICAL Freq Level Limit Line Margin Read Level Ant Factor Cable Loss Preamp Factor Aux Factor APos TPos Remark 1 11160.00 59.00 74.00 -15.00 42.99 38.22 15.48 39.94 2.25 398 18 Peak 2 11160.00 49.46 54.00 -4.54 33.45 38.22 15.48 39.94 2.25 398 18 Average 3 16740.00 54.22 68.20 -13.98 38.19 40.34 18.96 46.08 2.81 -- -- Peak

Mode	52	
	Band Edge	
	U-NII-2C_5.47-5.725_802.11ax HE20_CH140_Full RU_5700MHz	
ANT	2	
Pol.	Horizontal	Fundamental
Peak	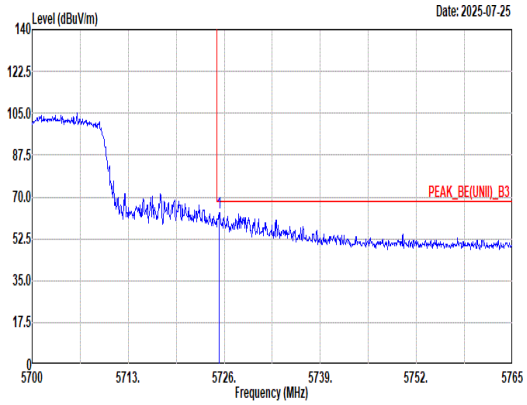 Site : 03CH23-HY Condition: PEAK_BE(UNII)_B3 3m DRH18-E_LE2C05A18EN_250702 HORIZONTAL : RBW:1000.000kHz VBW:3000.000kHz SWT:Auto Freq Level Limit Line Margin Read Level Ant Factor Cable Loss Preamp Factor Aux Factor APos TPos Remark MHz dBuV/m dBuV/m dB dBuV dB/m dB dB dB cm deg 1 5725.35 63.27 68.20 -4.93 48.71 33.90 11.20 34.45 3.91 391 123 Peak	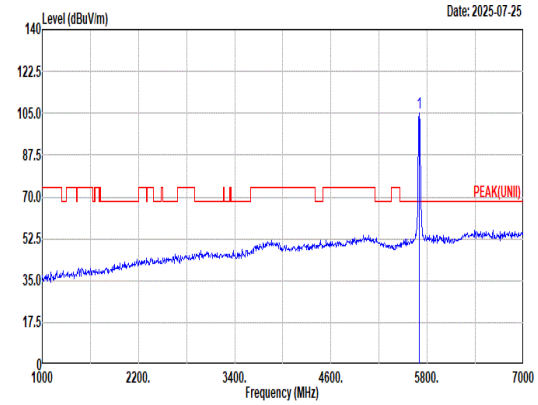 Site : 03CH23-HY Condition: PEAK(UNII) 3m DRH18-E_LE2C05A18EN_250702 HORIZONTAL : RBW:1000.000kHz VBW:3000.000kHz SWT:Auto Freq Level Limit Line Margin Read Level Ant Factor Cable Loss Preamp Factor Aux Factor APos TPos Remark MHz dBuV/m dBuV/m dB dBuV dB/m dB dB dB cm deg 1 5700.00 104.99 ------ ------ 90.51 33.82 11.20 34.45 3.91 391 123 Peak
Avg	Blank	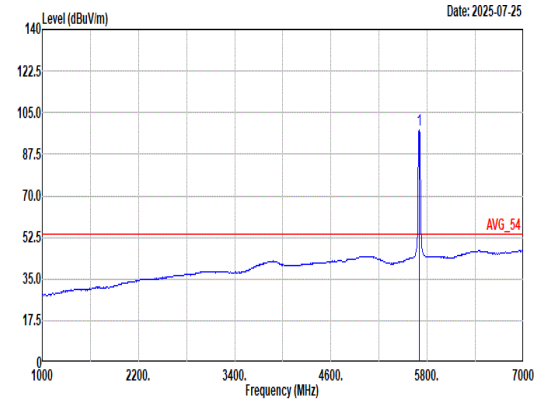 Site : 03CH23-HY Condition: AVG_54 3m DRH18-E_LE2C05A18EN_250702 HORIZONTAL : RBW:1000.000kHz VBW:1.000kHz SWT:Auto Freq Level Limit Line Margin Read Level Ant Factor Cable Loss Preamp Factor Aux Factor APos TPos Remark MHz dBuV/m dBuV/m dB dBuV dB/m dB dB dB cm deg 1 5700.00 97.98 ------ ------ 83.54 33.79 11.19 34.45 3.91 391 123 Average

Mode	52	
	Band Edge	
	U-NII-2C_5.47-5.725_802.11ax HE20_CH140_Full RU_5700MHz	
ANT	2	
Pol.	Vertical	Fundamental
Peak	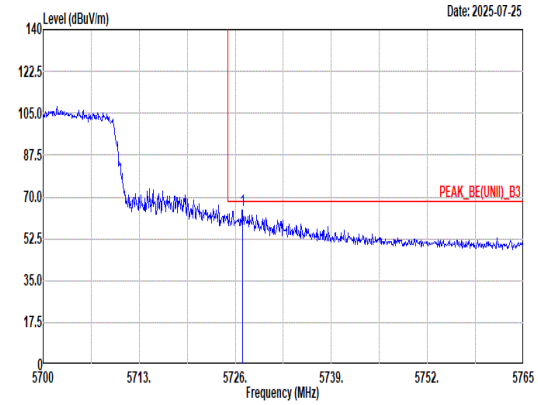 Site : 03CH23-HY Condition: PEAK_BE(UNII)_B3 3m DRH18-E_LE2C05A18EN_250702 VERTICAL : RBW:1000.000kHz VBW:3000.000kHz SWT:Auto Freq Level Limit Line Margin Read Level Ant Factor Cable Loss Preamp Factor Aux Factor APos TPos Remark MHz dBuV/m dBuV/m dB dBuV dB/m dB dB dB cm deg 1 5726.98 64.60 68.20 -3.60 50.03 33.91 11.20 34.45 3.91 236 234 Peak	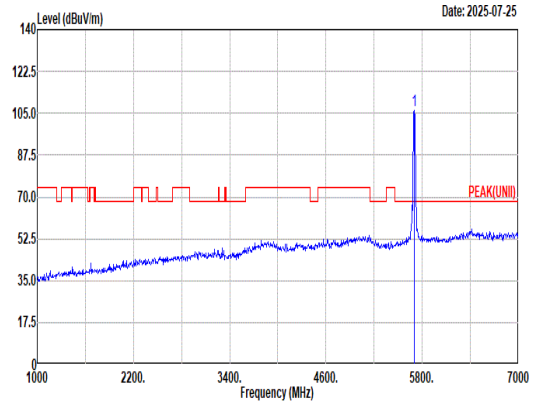 Site : 03CH23-HY Condition: PEAK(UNII) 3m DRH18-E_LE2C05A18EN_250702 VERTICAL : RBW:1000.000kHz VBW:3000.000kHz SWT:Auto Freq Level Limit Line Margin Read Level Ant Factor Cable Loss Preamp Factor Aux Factor APos TPos Remark MHz dBuV/m dBuV/m dB dBuV dB/m dB dB dB cm deg 1 5700.00 106.25 ------ ------ 91.77 33.82 11.20 34.45 3.91 236 234 Peak
Avg	Blank	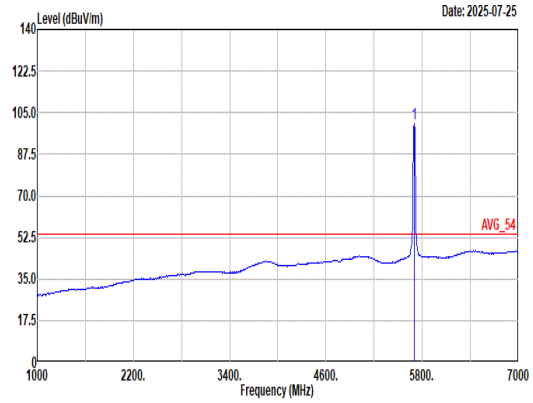 Site : 03CH23-HY Condition: AVG_54 3m DRH18-E_LE2C05A18EN_250702 VERTICAL : RBW:1000.000kHz VBW:1.000kHz SWT:Auto Freq Level Limit Line Margin Read Level Ant Factor Cable Loss Preamp Factor Aux Factor APos TPos Remark MHz dBuV/m dBuV/m dB dBuV dB/m dB dB dB cm deg 1 5700.00 100.20 ------ ------ 85.76 33.79 11.19 34.45 3.91 236 234 Average

Mode	52	
	Harmonic	
	U-NII-2C_5.47-5.725_802.11ax HE20_CH140_Full RU_5700MHz	
ANT	2	
Pol.	Horizontal	Vertical
Peak Avg	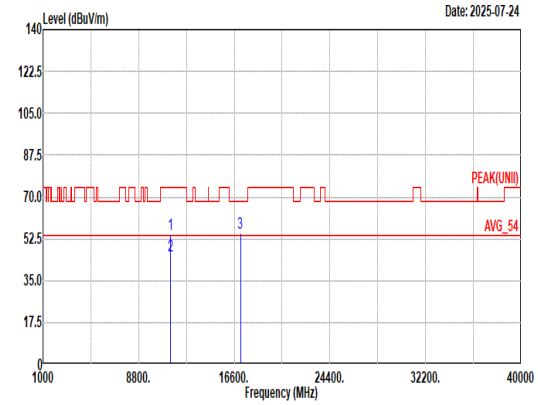 Site : 03CH23-HY Condition: PEAK(UNII) 3m DRH18-E_LE2C05A18EN_250702 HORIZONTAL Freq Level Limit Line Margin Read Level Ant Factor Cable Loss Preamp Factor Aux Factor APos TPos Remark MHz dBuV/m dBuV/m dB dBuV dB/m dB dB dB cm deg 1 11400.00 54.44 74.00 -19.56 38.14 38.50 15.64 40.10 2.26 399 232 Peak 2 11400.00 45.37 54.00 -8.63 29.07 38.50 15.64 40.10 2.26 399 232 Average 3 17100.00 54.99 68.20 -13.21 38.94 40.30 19.15 46.35 2.95 -- -- Peak	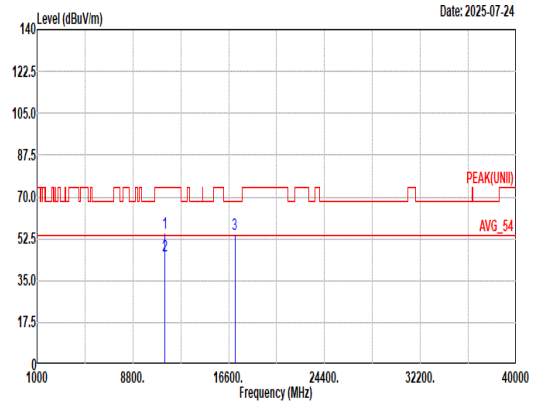 Site : 03CH23-HY Condition: PEAK(UNII) 3m DRH18-E_LE2C05A18EN_250702 VERTICAL Freq Level Limit Line Margin Read Level Ant Factor Cable Loss Preamp Factor Aux Factor APos TPos Remark MHz dBuV/m dBuV/m dB dBuV dB/m dB dB dB cm deg 1 11400.00 55.09 74.00 -18.91 38.79 38.50 15.64 40.10 2.26 400 18 Peak 2 11400.00 45.46 54.00 -8.54 29.16 38.50 15.64 40.10 2.26 400 18 Average 3 17100.00 54.25 68.20 -13.95 38.20 40.30 19.15 46.35 2.95 -- -- Peak

Mode	54	
	Band Edge - L	
	U-NII-2C_5.47-5.725_802.11a_CH144_5720MHz	
ANT	2	
Pol.	Horizontal	Fundamental
Peak	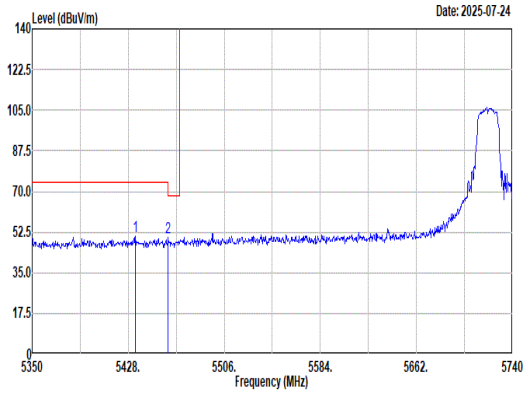 Site : 03CH23-HY Condition: STRADDLES U-NII-1&2A 3m DRH18-E_LE2C05A18EN_250702 HORIZONTAL : RBW:1000.000kHz VBW:3000.000kHz SWT:Auto Freq Level Limit Line Margin Read Level Ant Factor Cable Loss Preamp Factor Aux Factor APos TPos Remark MHz dBuV/m dBuV/m dB dBuV dB/m dB dB dB cm deg 1 5433.85 50.71 74.00 -23.29 37.64 32.67 10.87 34.27 3.80 242 197 Peak 2 5460.37 50.26 68.20 -17.94 37.14 32.72 10.92 34.34 3.82 242 197 Peak	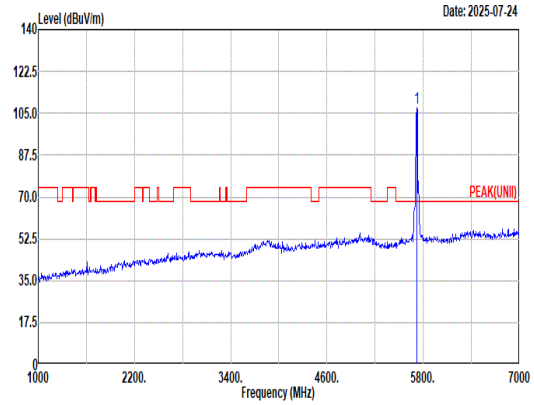 Site : 03CH23-HY Condition: PEAK(UNII) 3m DRH18-E_LE2C05A18EN_250702 HORIZONTAL : RBW:1000.000kHz VBW:3000.000kHz SWT:Auto Freq Level Limit Line Margin Read Level Ant Factor Cable Loss Preamp Factor Aux Factor APos TPos Remark MHz dBuV/m dBuV/m dB dBuV dB/m dB dB dB cm deg 1 5720.00 107.42 ------ ------ 92.87 33.89 11.20 34.45 3.91 242 197 Peak
Avg	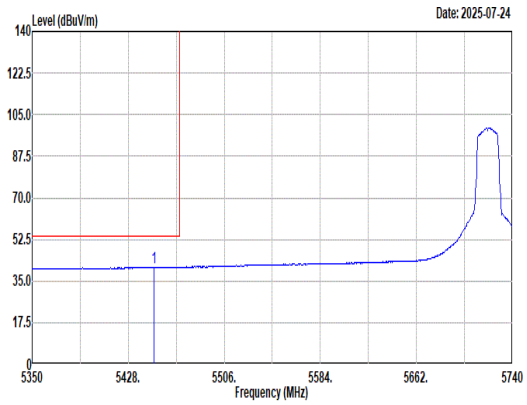 Site : 03CH23-HY Condition: U-NII-1&2A AVERAGE 3m DRH18-E_LE2C05A18EN_250702 HORIZONTAL : RBW:1000.000kHz VBW:0.750kHz SWT:Auto Freq Level Limit Line Margin Read Level Ant Factor Cable Loss Preamp Factor Aux Factor APos TPos Remark MHz dBuV/m dBuV/m dB dBuV dB/m dB dB dB cm deg 1 5449.06 40.83 54.00 -13.17 27.73 32.70 10.90 34.31 3.81 242 197 Average	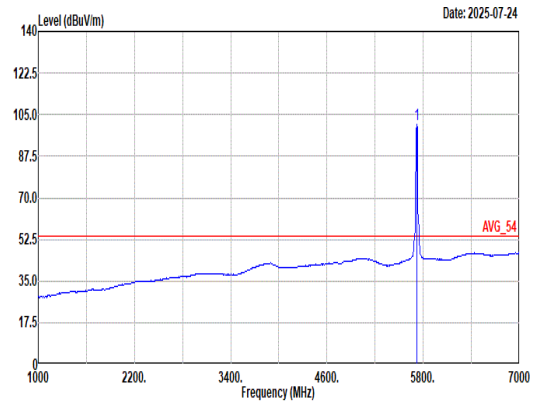 Site : 03CH23-HY Condition: AVG_54 3m DRH18-E_LE2C05A18EN_250702 HORIZONTAL : RBW:1000.000kHz VBW:0.750kHz SWT:Auto Freq Level Limit Line Margin Read Level Ant Factor Cable Loss Preamp Factor Aux Factor APos TPos Remark MHz dBuV/m dBuV/m dB dBuV dB/m dB dB dB cm deg 1 5720.00 101.04 ------ ------ 86.49 33.89 11.20 34.45 3.91 242 197 Average

Mode	54	
	Band Edge - R	
	U-NII-2C_5.47-5.725_802.11a_CH144_5720MHz	
ANT	2	
Pol.	Horizontal	Fundamental
Peak	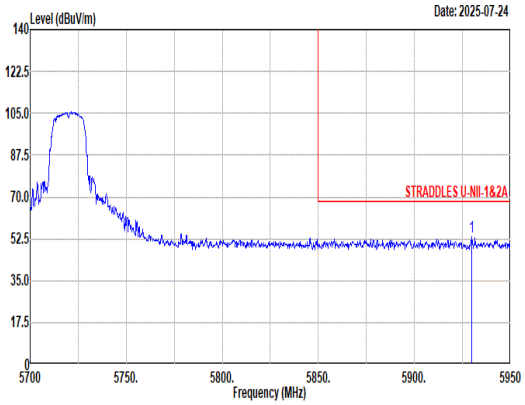 Site : 03CH23-HY Condition: STRADDLES U-NII-1&2A 3m DRH18-E_LE2C05A18EN_250702 HORIZONTAL : RBW:1000.000kHz VBW:3000.000kHz SWT:Auto Limit Read Ant Cable Preamp Aux APos TPos Freq Level Line Margin Level Factor Loss Factor Factor Remark MHz dBuV/m dBuV/m dB dBuV dB/m dB dB dB cm deg 1 5930.00 53.19 68.20 -15.01 38.44 34.00 11.35 34.47 3.87 242 197 Peak	Blank

Mode	54	
	Band Edge - L	
	U-NII-2C_5.47-5.725_802.11a_CH144_5720MHz	
ANT	2	
Pol.	Vertical	Fundamental
Peak	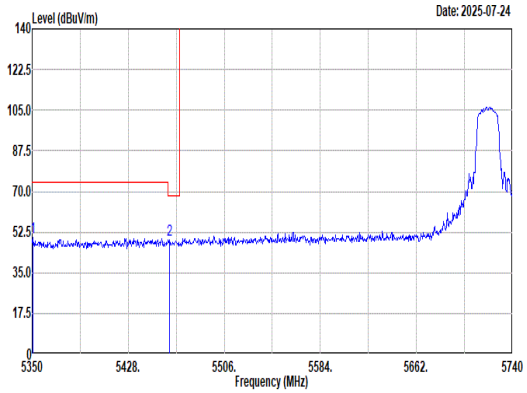 Site : 03CH23-HY Condition: STRADDLES U-NII-1&2A 3m DRH18-E_LE2C05A18EN_250702 VERTICAL : RBW:1000.000kHz VBW:3000.000kHz SWT:Auto Freq Level Limit Line Margin Read Level Ant Factor Cable Loss Preamp Factor Aux Factor APos TPos Remark MHz dBuV/m dBuV/m dB dBuV dB/m dB dB dB cm deg 1 5350.39 49.93 74.00 -24.07 36.97 32.50 10.76 34.07 3.77 321 247 Peak 2 5461.54 49.21 68.20 -18.99 36.09 32.72 10.92 34.34 3.82 321 247 Peak	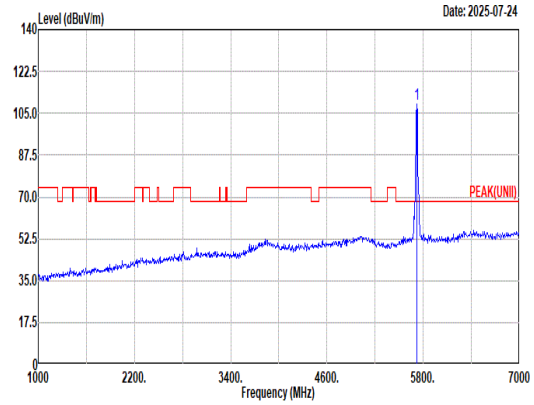 Site : 03CH23-HY Condition: PEAK(UNII) 3m DRH18-E_LE2C05A18EN_250702 VERTICAL : RBW:1000.000kHz VBW:3000.000kHz SWT:Auto Freq Level Limit Line Margin Read Level Ant Factor Cable Loss Preamp Factor Aux Factor APos TPos Remark MHz dBuV/m dBuV/m dB dBuV dB/m dB dB dB cm deg 1 5720.00 108.92 ------ ------ 94.40 33.86 11.20 34.45 3.91 321 247 Peak
Avg	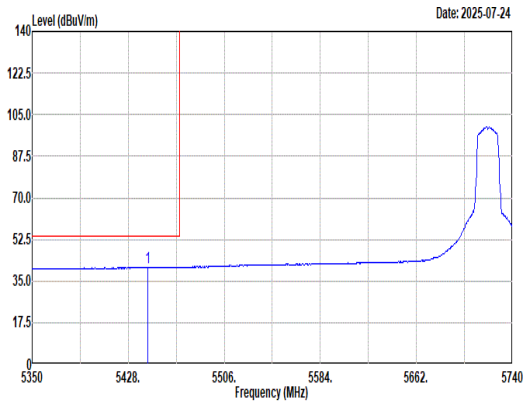 Site : 03CH23-HY Condition: U-NII-1&2A AVERAGE 3m DRH18-E_LE2C05A18EN_250702 VERTICAL : RBW:1000.000kHz VBW:0.750kHz SWT:Auto Freq Level Limit Line Margin Read Level Ant Factor Cable Loss Preamp Factor Aux Factor APos TPos Remark MHz dBuV/m dBuV/m dB dBuV dB/m dB dB dB cm deg 1 5443.60 40.83 54.00 -13.17 27.74 32.69 10.89 34.30 3.81 321 247 Average	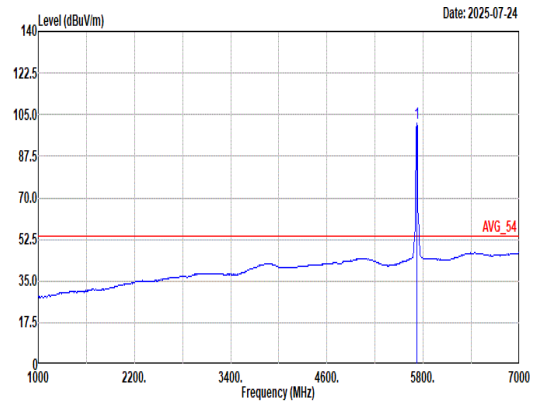 Site : 03CH23-HY Condition: AVG_54 3m DRH18-E_LE2C05A18EN_250702 VERTICAL : RBW:1000.000kHz VBW:0.750kHz SWT:Auto Freq Level Limit Line Margin Read Level Ant Factor Cable Loss Preamp Factor Aux Factor APos TPos Remark MHz dBuV/m dBuV/m dB dBuV dB/m dB dB dB cm deg 1 5720.00 101.40 ------ ------ 86.85 33.89 11.20 34.45 3.91 321 247 Average

Mode	54	
	Band Edge - R	
	U-NII-2C_5.47-5.725_802.11a_CH144_5720MHz	
ANT	2	
Pol.	Vertical	Fundamental
Peak	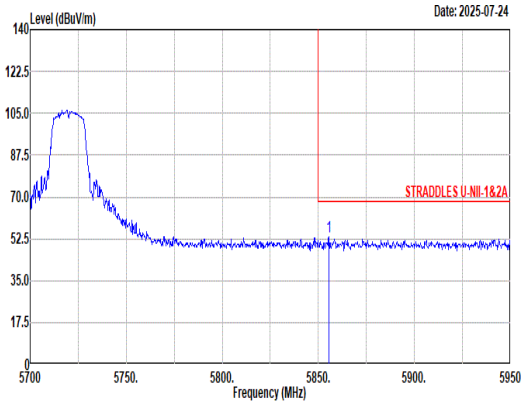 Site : 03CH23-HY Condition: STRADDLES U-NII-1&2A 3m DRH18-E_LE2C05A18EN_250702 VERTICAL : RBW:1000.000kHz VBW:3000.000kHz SWT:Auto Limit Read Ant Cable Preamp Aux APos TPos Freq Level Line Margin Level Factor Loss Factor Factor Remark MHz dBuV/m dBuV/m dB dBuV dB/m dB dB dB cm deg 1 5855.50 53.24 68.20 -14.96 38.43 34.09 11.28 34.46 3.90 321 247 Peak	Blank

Mode	54	
	Harmonic	
	U-NII-2C_5.47-5.725_802.11a_CH144_5720MHz	
ANT	2	
Pol.	Horizontal	Vertical
Peak Avg	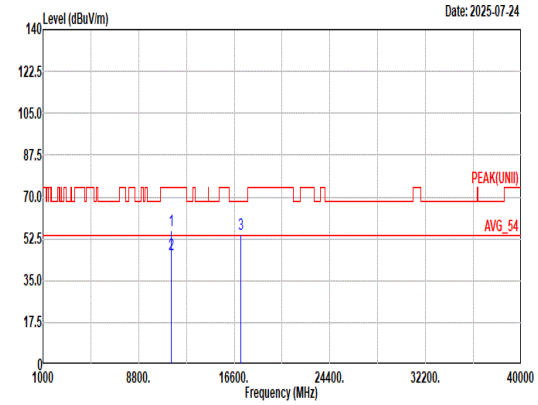 Site : 03CH23-HY Condition: PEAK(UNII) 3m DRH18-E_LE2C05A18EN_250702 HORIZONTAL Freq Level Limit Line Margin Read Level Ant Factor Cable Loss Preamp Factor Aux Factor APos TPos Remark MHz dBuV/m dBuV/m dB dBuV dB/m dB dB dB cm deg 1 11440.00 55.80 74.00 -18.20 39.42 38.58 15.66 40.12 2.26 190 137 Peak 2 11440.00 46.03 54.00 -7.97 29.65 38.58 15.66 40.12 2.26 190 137 Average 3 17160.00 54.34 68.20 -13.86 38.35 40.18 19.20 46.36 2.97 -- -- Peak	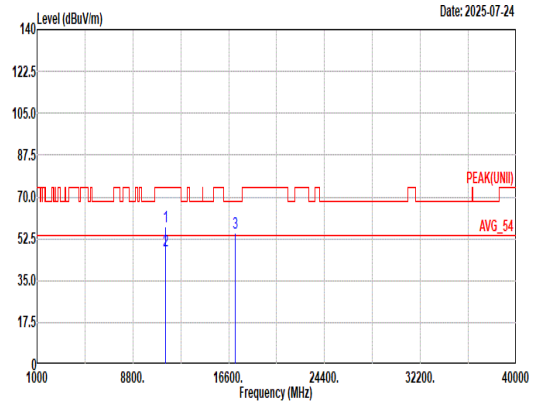 Site : 03CH23-HY Condition: PEAK(UNII) 3m DRH18-E_LE2C05A18EN_250702 VERTICAL Freq Level Limit Line Margin Read Level Ant Factor Cable Loss Preamp Factor Aux Factor APos TPos Remark MHz dBuV/m dBuV/m dB dBuV dB/m dB dB dB cm deg 1 11440.00 57.64 74.00 -16.36 41.26 38.58 15.66 40.12 2.26 257 168 Peak 2 11440.00 47.73 54.00 -6.27 31.35 38.58 15.66 40.12 2.26 257 168 Average 3 17160.00 54.88 68.20 -13.32 38.89 40.18 19.20 46.36 2.97 -- -- Peak

Mode	55	
	Band Edge - L	
	U-NII-2C_5.47-5.725_802.11ax HE20_CH144_5720MHz	
ANT	2	
Pol.	Horizontal	Fundamental
Peak	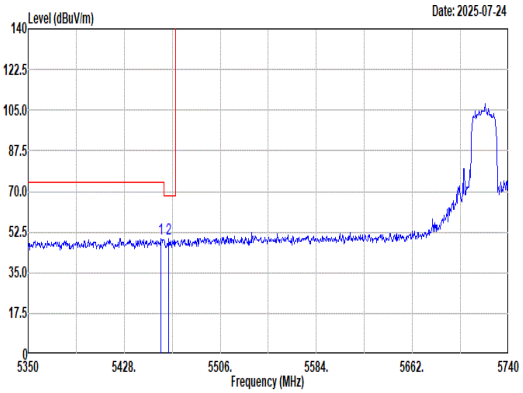 Site : 03CH23-HY Condition: STRADDLES U-NII-1&2A 3m DRH18-E_LE2C05A18EN_250702 HORIZONTAL : RBW:1000.000kHz VBW:3000.000kHz SWT:Auto Freq Level Limit Line Margin Read Level Ant Factor Cable Loss Preamp Factor Aux Factor APos TPos Remark MHz dBuV/m dBuV/m dB dBuV dB/m dB dB dB cm deg 1 5458.03 49.78 74.00 -24.22 36.68 32.72 10.91 34.34 3.81 200 195 Peak 2 5464.27 49.92 68.20 -18.28 36.80 32.73 10.92 34.35 3.82 200 195 Peak	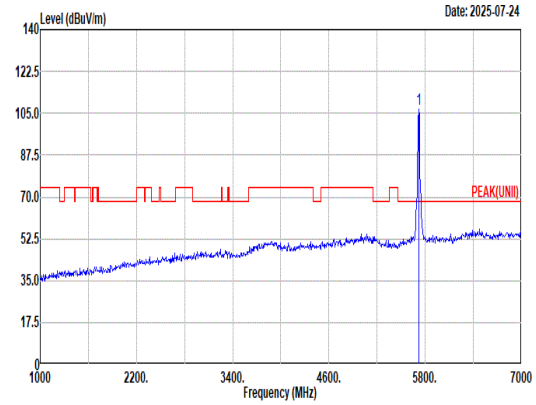 Site : 03CH23-HY Condition: PEAK(UNII) 3m DRH18-E_LE2C05A18EN_250702 HORIZONTAL : RBW:1000.000kHz VBW:3000.000kHz SWT:Auto Freq Level Limit Line Margin Read Level Ant Factor Cable Loss Preamp Factor Aux Factor APos TPos Remark MHz dBuV/m dBuV/m dB dBuV dB/m dB dB dB cm deg 1 5720.00 106.80 ------ ------ 92.25 33.89 11.20 34.45 3.91 200 195 Peak
Avg	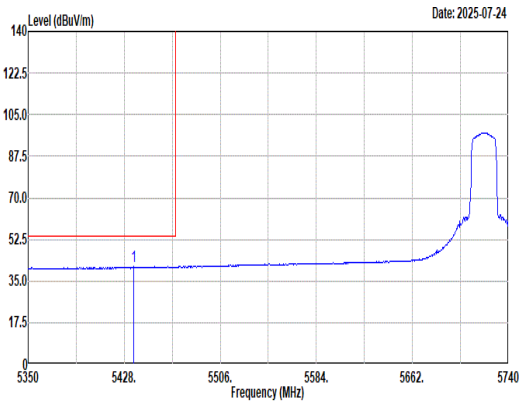 Site : 03CH23-HY Condition: U-NII-1&2A AVERAGE 3m DRH18-E_LE2C05A18EN_250702 HORIZONTAL : RBW:1000.000kHz VBW:1.000kHz SWT:Auto Freq Level Limit Line Margin Read Level Ant Factor Cable Loss Preamp Factor Aux Factor APos TPos Remark MHz dBuV/m dBuV/m dB dBuV dB/m dB dB dB cm deg 1 5435.80 41.08 54.00 -12.92 28.02 32.67 10.87 34.28 3.80 200 195 Average	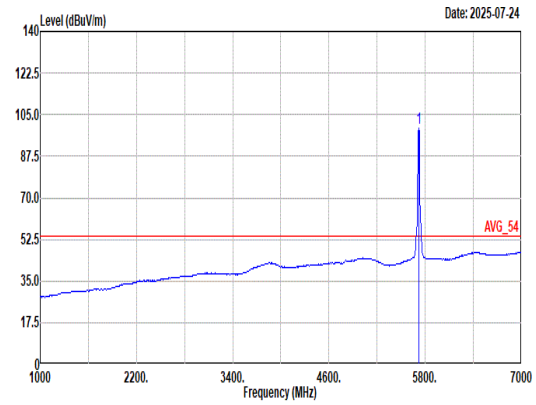 Site : 03CH23-HY Condition: AVG_54 3m DRH18-E_LE2C05A18EN_250702 HORIZONTAL : RBW:1000.000kHz VBW:1.000kHz SWT:Auto Freq Level Limit Line Margin Read Level Ant Factor Cable Loss Preamp Factor Aux Factor APos TPos Remark MHz dBuV/m dBuV/m dB dBuV dB/m dB dB dB cm deg 1 5720.00 99.15 ------ ------ 84.60 33.89 11.20 34.45 3.91 200 195 Average

Mode	55	
	Band Edge - R	
	U-NII-2C_5.47-5.725_802.11ax HE20_CH144_5720MHz	
ANT	2	
Pol.	Horizontal	Fundamental
Peak	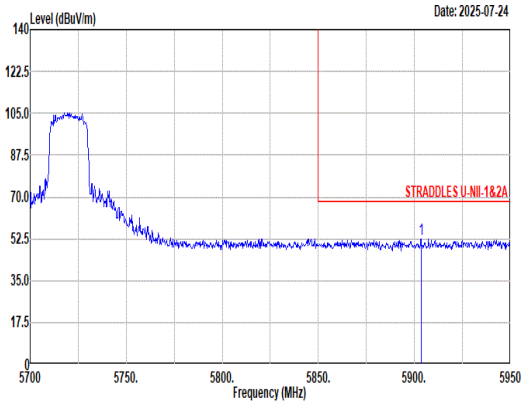 Site : 03CH23-HY Condition: STRADDLES U-NII-1&2A 3m DRH18-E_LE2C05A18EN_250702 HORIZONTAL : RBW:1000.000kHz VBW:3000.000kHz SWT:Auto Limit Read Ant Cable Preamp Aux APos TPos Freq Level Line Margin Level Factor Loss Factor Factor Remark MHz dBuV/m dBuV/m dB dBuV dB/m dB dB dB cm deg 1 5903.50 52.31 68.20 -15.89 37.56 34.00 11.33 34.46 3.88 200 195 Peak	Blank

Mode	55	
	Band Edge - L	
	U-NII-2C_5.47-5.725_802.11ax HE20_CH144_5720MHz	
ANT	2	
Pol.	Vertical	Fundamental
Peak	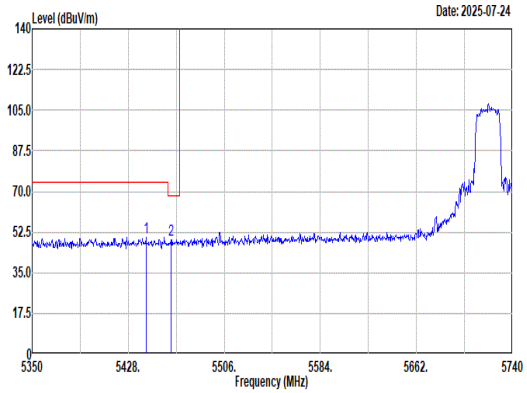 Site : 03CH23-HY Condition: STRADDLES U-NII-1&2A 3m DRH18-E_LE2C05A18EN_250702 VERTICAL : RBW:1000.000kHz VBW:3000.000kHz SWT:Auto Freq Level Limit Line Margin Read Level Ant Factor Cable Loss Preamp Factor Aux Factor APos TPos Remark MHz dBuV/m dBuV/m dB dBuV dB/m dB dB dB cm deg 1 5442.43 50.27 74.00 -23.73 37.20 32.68 10.88 34.30 3.81 300 245 Peak 2 5462.71 49.38 68.20 -18.82 36.26 32.73 10.92 34.35 3.82 300 245 Peak	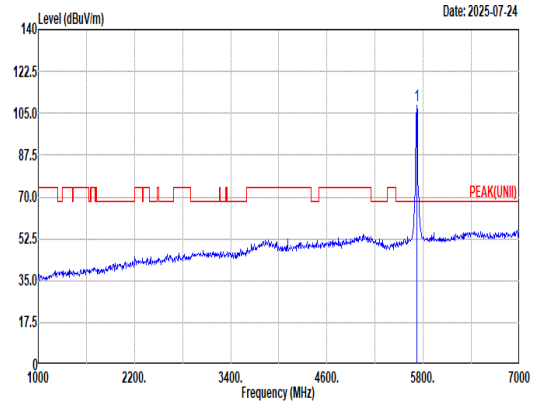 Site : 03CH23-HY Condition: PEAK(UNII) 3m DRH18-E_LE2C05A18EN_250702 VERTICAL : RBW:1000.000kHz VBW:3000.000kHz SWT:Auto Freq Level Limit Line Margin Read Level Ant Factor Cable Loss Preamp Factor Aux Factor APos TPos Remark MHz dBuV/m dBuV/m dB dBuV dB/m dB dB dB cm deg 1 5720.00 108.14 ------ ------ 93.59 33.89 11.20 34.45 3.91 300 245 Peak
Avg	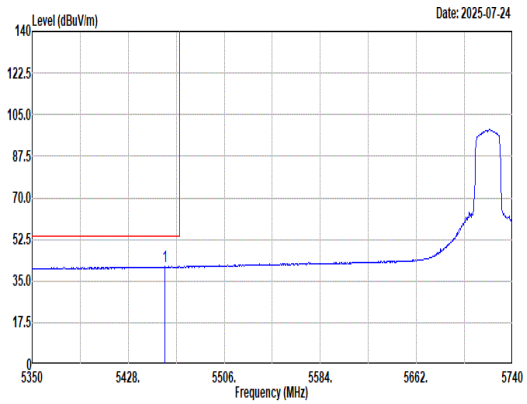 Site : 03CH23-HY Condition: U-NII-1&2A AVERAGE 3m DRH18-E_LE2C05A18EN_250702 VERTICAL : RBW:1000.000kHz VBW:1.000kHz SWT:Auto Freq Level Limit Line Margin Read Level Ant Factor Cable Loss Preamp Factor Aux Factor APos TPos Remark MHz dBuV/m dBuV/m dB dBuV dB/m dB dB dB cm deg 1 5458.03 41.05 54.00 -12.95 27.95 32.72 10.91 34.34 3.81 300 245 Average	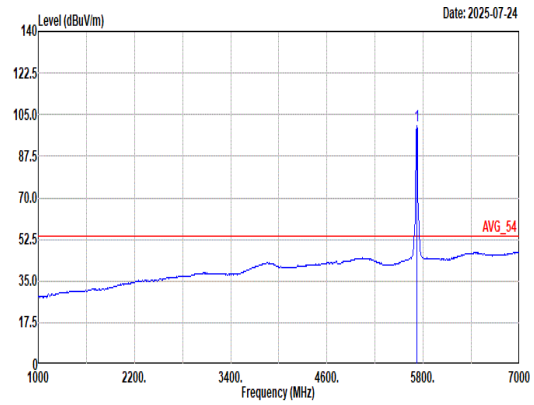 Site : 03CH23-HY Condition: AVG_54 3m DRH18-E_LE2C05A18EN_250702 VERTICAL : RBW:1000.000kHz VBW:1.000kHz SWT:Auto Freq Level Limit Line Margin Read Level Ant Factor Cable Loss Preamp Factor Aux Factor APos TPos Remark MHz dBuV/m dBuV/m dB dBuV dB/m dB dB dB cm deg 1 5720.00 100.50 ------ ------ 85.95 33.89 11.20 34.45 3.91 300 245 Average

Mode	55	
	Band Edge - R	
	U-NII-2C_5.47-5.725_802.11ax HE20_CH144_5720MHz	
ANT	2	
Pol.	Vertical	Fundamental
Peak	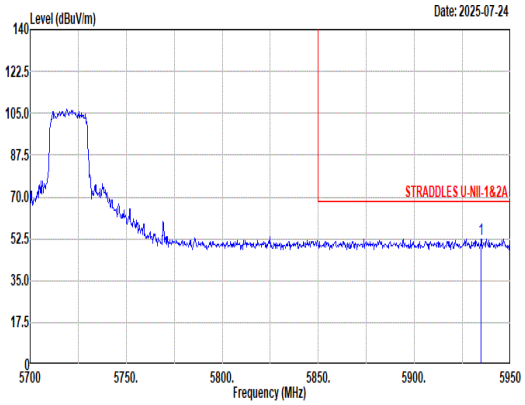 Site : 03CH23-HY Condition: STRADDLES U-NII-1&2A 3m DRH18-E_LE2C05A18EN_250702 VERTICAL : RBW:1000.000kHz VBW:3000.000kHz SWT:Auto Freq Level Limit Line Margin Read Level Ant Factor Cable Loss Preamp Factor Aux Factor APos TPos Remark MHz dBuV/m dBuV/m dB dBuV dB/m dB dB dB cm deg 1 5934.75 52.51 68.20 -15.69 37.75 34.00 11.36 34.47 3.87 300 245 Peak	Blank

Mode	55	
	Harmonic	
	U-NII-2C_5.47-5.725_802.11ax HE20_CH144_5720MHz	
ANT	2	
Pol.	Horizontal	Vertical
Peak Avg	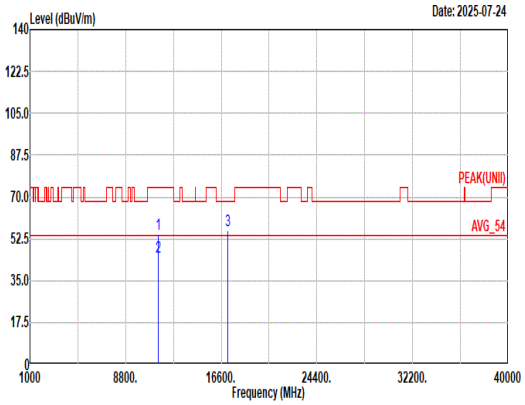 Site : 03CH23-HY Condition: PEAK(UNII) 3m DRH18-E_LE2C05A18EN_250702 HORIZONTAL Freq Level Limit Line Margin Read Level Ant Factor Cable Loss Preamp Factor Aux Factor APos TPos Remark MHz dBuV/m dBuV/m dB dBuV dB/m dB dB dB cm deg 1 11440.00 54.62 74.00 -19.38 38.24 38.58 15.66 40.12 2.26 400 200 Peak 2 11440.00 45.09 54.00 -8.91 28.71 38.58 15.66 40.12 2.26 400 200 Average 3 17160.00 55.99 68.20 -12.21 40.00 40.18 19.20 46.36 2.97 -- -- Peak	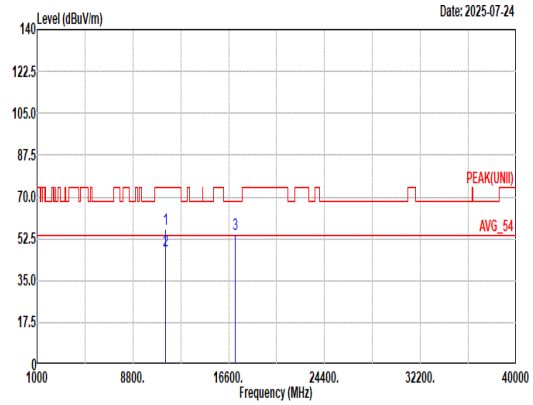 Site : 03CH23-HY Condition: PEAK(UNII) 3m DRH18-E_LE2C05A18EN_250702 VERTICAL Freq Level Limit Line Margin Read Level Ant Factor Cable Loss Preamp Factor Aux Factor APos TPos Remark MHz dBuV/m dBuV/m dB dBuV dB/m dB dB dB cm deg 1 11440.00 56.76 74.00 -17.24 40.38 38.58 15.66 40.12 2.26 190 169 Peak 2 11440.00 47.29 54.00 -6.71 30.91 38.58 15.66 40.12 2.26 190 169 Average 3 17160.00 54.50 68.20 -13.70 38.51 40.18 19.20 46.36 2.97 -- -- Peak

Mode	56	
	LF	
	U-NII-1_5.15-5.25_802.11ax HE20_CH36_Partial RU106/53_5180MHz	
ANT	2	
Pol.	Horizontal	Vertical
QP/ Peak	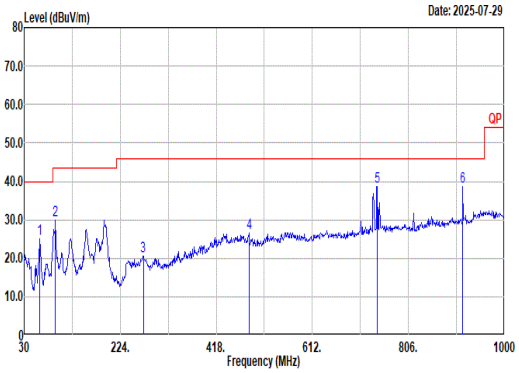 Site : 03CH23-HY Condition: QP 3m CBL6111D_62028 & 003_241127 HORIZONTAL 		Freq	Level	Limit Line	Margin	Read Level	Ant Factor	Cable Loss	Preamp Factor	Aux Factor	APos	TPos	Remark
---	---	---	---	---	---	---	---	---	---	---	---	---
	MHz	dBuV/m	dBuV/m	dB	dBuV	dB/m	dB	dB	dB	cm	deg	
1	62.01	24.94	40.00	-15.06	44.54	11.93	0.97	32.53	0.03	--	--	Peak
2	93.05	29.95	43.50	-13.55	46.05	15.16	1.20	32.51	0.05	--	--	Peak
3	270.56	20.50	46.00	-25.50	31.73	19.10	2.12	32.52	0.07	--	--	Peak
4	483.96	26.55	46.00	-19.45	32.45	23.71	2.95	32.67	0.11	--	--	Peak
5	742.95	38.75	46.00	-7.25	39.37	28.11	3.69	32.56	0.14	--	--	Peak
6	915.61	38.65	46.00	-7.35	36.48	29.42	4.10	31.52	0.17	--	--	Peak | Site : 03CH23-HY Condition: QP 3m CBL6111D_62028 & 003_241127 VERTICAL |	Freq	Level	Limit Line	Margin	Read Level	Ant Factor	Cable Loss	Preamp Factor	Aux Factor	APos	TPos	Remark
---	---	---	---	---	---	---	---	---	---	---	---	---
	MHz	dBuV/m	dBuV/m	dB	dBuV	dB/m	dB	dB	dB	cm	deg	
1	39.70	31.31	40.00	-8.69	43.14	19.88	0.82	32.55	0.02	--	--	Peak
2	93.05	33.62	43.50	-9.88	49.72	15.16	1.20	32.51	0.05	--	--	Peak
3	248.25	19.92	46.00	-26.08	30.26	20.07	2.03	32.51	0.07	--	--	Peak
4	451.95	23.87	46.00	-22.13	30.49	23.13	2.83	32.66	0.08	--	--	Peak
5	747.80	39.81	46.00	-6.19	40.39	28.12	3.70	32.54	0.14	--	--	Peak
6	938.89	33.03	46.00	-12.97	29.60	30.29	4.22	31.27	0.19	--	--	Peak	 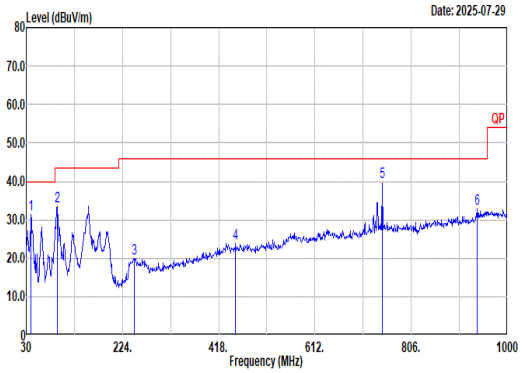	

Mode	67	
	Band Edge	
	U-NII-2C_5.47-5.725_802.11ac VHT20_CH140_5700MHz	
ANT	2	
Pol.	Horizontal	Fundamental
Peak	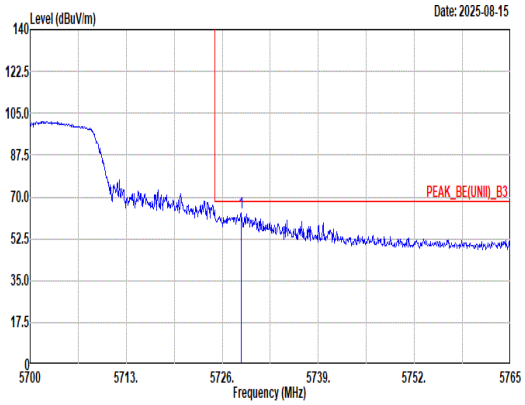 Site : 03CH23-HY Condition: PEAK_BE(UNII)_B3 3m DRH18-E_LE2C05A18EN_250702 HORIZONTAL : RBW:1000.000kHz VBW:3000.000kHz SWT:Auto Freq Level Limit Line Margin Read Level Ant Factor Cable Loss Preamp Factor Aux Factor APos TPos Remark MHz dBuV/m dBuV/m dB dBuV dB/m dB dB dB cm deg 1 5728.54 63.18 68.20 -5.02 48.93 33.91 11.20 34.45 3.59 394 39 Peak	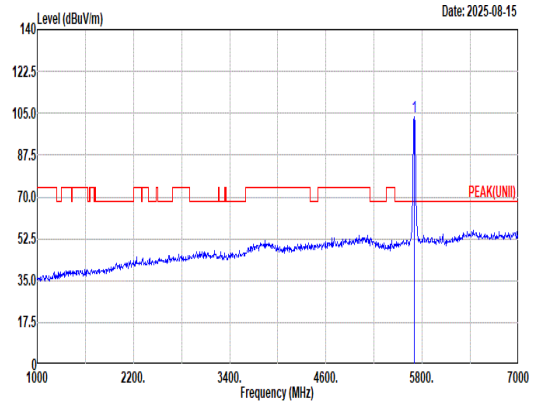 Site : 03CH23-HY Condition: PEAK(UNII) 3m DRH18-E_LE2C05A18EN_250702 HORIZONTAL : RBW:1000.000kHz VBW:3000.000kHz SWT:Auto Freq Level Limit Line Margin Read Level Ant Factor Cable Loss Preamp Factor Aux Factor APos TPos Remark MHz dBuV/m dBuV/m dB dBuV dB/m dB dB dB cm deg 1 5700.00 103.75 ------ ------ 89.60 33.82 11.20 34.45 3.58 394 39 Peak
Avg	Blank	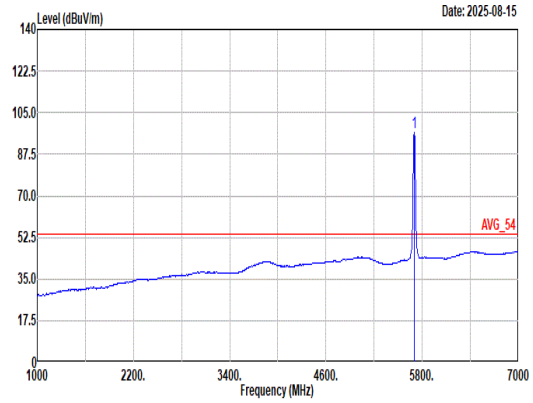 Site : 03CH23-HY Condition: AVG_54 3m DRH18-E_LE2C05A18EN_250702 HORIZONTAL : RBW:1000.000kHz VBW:0.820kHz SWT:Auto Freq Level Limit Line Margin Read Level Ant Factor Cable Loss Preamp Factor Aux Factor APos TPos Remark MHz dBuV/m dBuV/m dB dBuV dB/m dB dB dB cm deg 1 5700.00 96.86 ------ ------ 82.71 33.82 11.20 34.45 3.58 394 39 Average

Mode	67	
	Band Edge	
	U-NII-2C_5.47-5.725_802.11ac VHT20_CH140_5700MHz	
ANT	2	
Pol.	Vertical	Fundamental
Peak	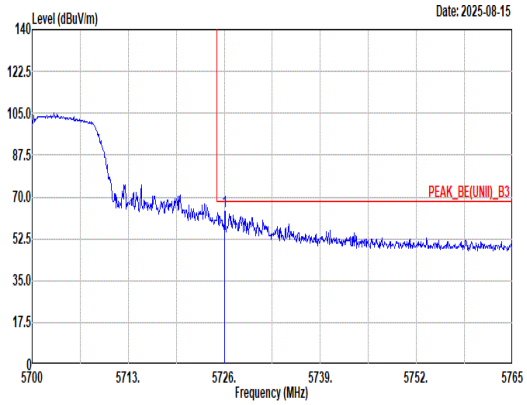 Site : 03CH23-HY Condition: PEAK_BE(UNII)_B3 3m DRH18-E_LE2C05A18EN_250702 VERTICAL : RBW:1000.000kHz VBW:3000.000kHz SWT:Auto Limit Read Ant Cable Preamp Aux APos TPos Freq Level Line Margin Level Factor Loss Factor Factor Remark MHz dBuV/m dBuV/m dB dBuV dB/m dB dB dB cm deg 1 5726.07 63.97 68.20 -4.23 49.73 33.90 11.20 34.45 3.59 300 72 Peak	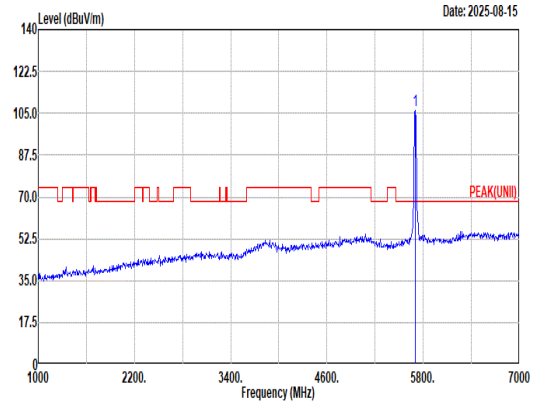 Site : 03CH23-HY Condition: PEAK(UNII) 3m DRH18-E_LE2C05A18EN_250702 VERTICAL : RBW:1000.000kHz VBW:3000.000kHz SWT:Auto Limit Read Ant Cable Preamp Aux APos TPos Freq Level Line Margin Level Factor Loss Factor Factor Remark MHz dBuV/m dBuV/m dB dBuV dB/m dB dB dB cm deg 1 5700.00 106.31 ------ ------ 92.20 33.79 11.19 34.45 3.58 300 72 Peak
Avg	Blank	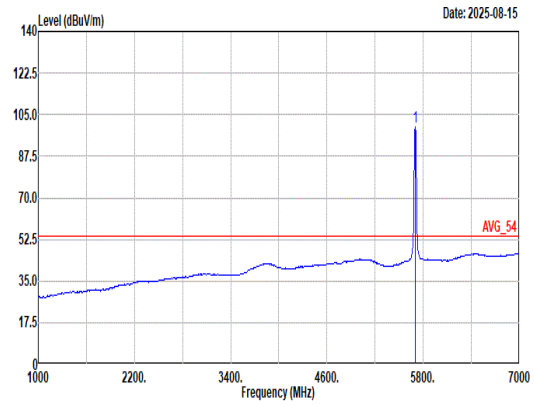 Site : 03CH23-HY Condition: AVG_54 3m DRH18-E_LE2C05A18EN_250702 VERTICAL : RBW:1000.000kHz VBW:0.820kHz SWT:Auto Limit Read Ant Cable Preamp Aux APos TPos Freq Level Line Margin Level Factor Loss Factor Factor Remark MHz dBuV/m dBuV/m dB dBuV dB/m dB dB dB cm deg 1 5700.00 99.60 ------ ------ 85.49 33.79 11.19 34.45 3.58 300 72 Average

Mode	67	
	Harmonic	
	U-NII-2C_5.47-5.725_802.11ac VHT20_CH140_5700MHz	
ANT	2	
Pol.	Horizontal	Vertical
Peak Avg	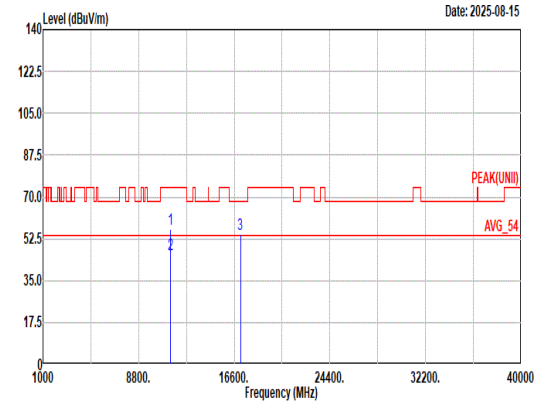 Site : 03CH23-HY Condition: PEAK(UNII) 3m DRH18-E_LE2C05A18EN_250702 HORIZONTAL Freq Level Limit Line Margin Read Level Ant Factor Cable Loss Preamp Factor Aux Factor APos TPos Remark MHz dBuV/m dBuV/m dB dBuV dB/m dB dB dB cm deg 1 11400.00 56.30 74.00 -17.70 40.00 38.50 15.64 40.10 2.26 100 327 Peak 2 11400.00 45.83 54.00 -8.17 29.53 38.50 15.64 40.10 2.26 100 327 Average 3 17100.00 54.38 68.20 -13.82 38.29 40.30 19.15 46.35 2.99 -- -- Peak	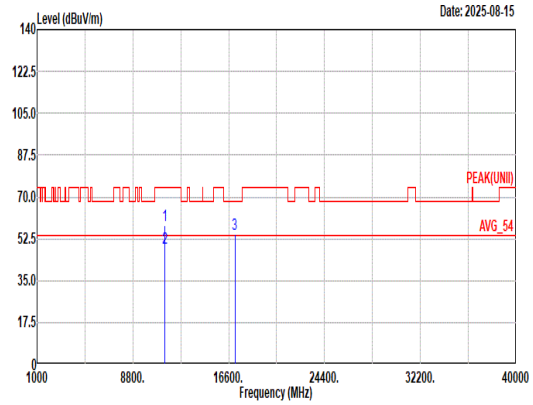 Site : 03CH23-HY Condition: PEAK(UNII) 3m DRH18-E_LE2C05A18EN_250702 VERTICAL Freq Level Limit Line Margin Read Level Ant Factor Cable Loss Preamp Factor Aux Factor APos TPos Remark MHz dBuV/m dBuV/m dB dBuV dB/m dB dB dB cm deg 1 11400.00 58.04 74.00 -15.96 41.74 38.50 15.64 40.10 2.26 252 187 Peak 2 11400.00 48.69 54.00 -5.31 32.39 38.50 15.64 40.10 2.26 252 187 Average 3 17100.00 54.32 68.20 -13.88 38.23 40.30 19.15 46.35 2.99 -- -- Peak

Appendix D. Duty Cycle Plots

Antenna	Band	Duty Cycle (%)	T(us)	1/T(kHz)	VBW Setting
1	802.11a	97.54	1390	0.72	750Hz
1	5GHz 802.11ac VHT20	97.41	1315	0.76	820Hz
1	5GHz 802.11ax HE20 Full RU	96.67	1015	0.99	1kHz
1	5GHz 802.11ax HE20 106 RU	92.37	436	2.29	2.4kHz
2	802.11a	97.54	1390	0.72	750Hz
2	5GHz 802.11ac VHT20	97.04	1310	0.76	820Hz
2	5GHz 802.11ax HE20 Full RU	96.19	1010	0.99	1kHz
2	5GHz 802.11ax HE20 106 RU	92.37	436	2.29	2.4kHz

<Ant. 1>

802.11a

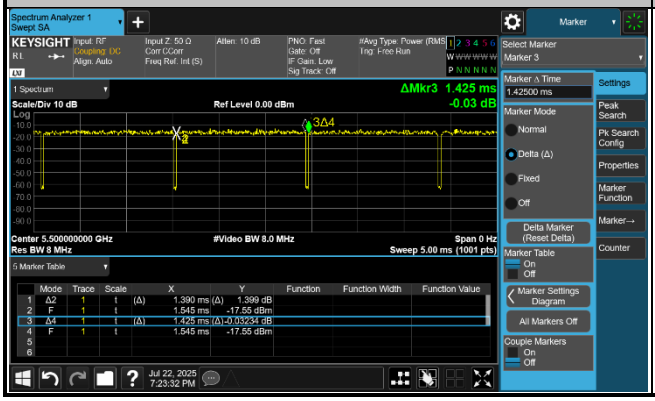

802.11ac VHT20

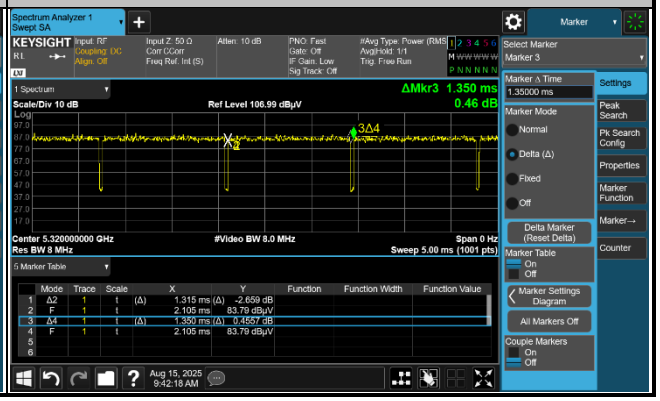

802.11ax HE20

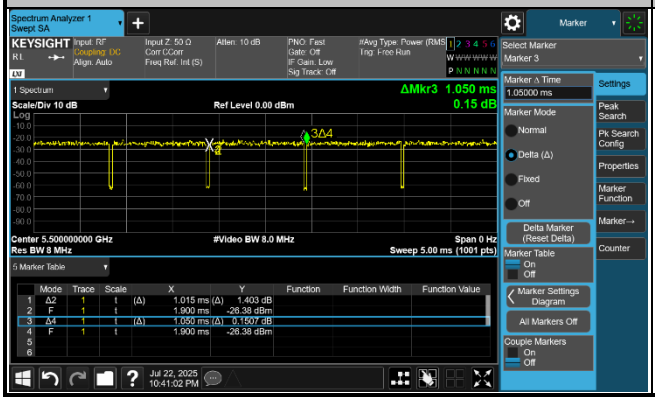

802.11ax HE20 106RU

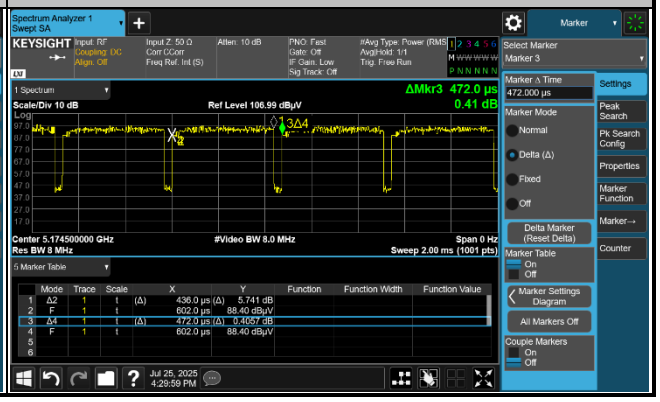

<Ant. 2>

802.11a

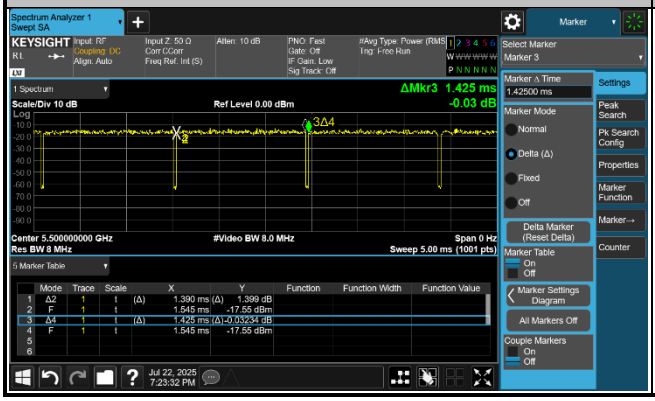

802.11ac VHT20

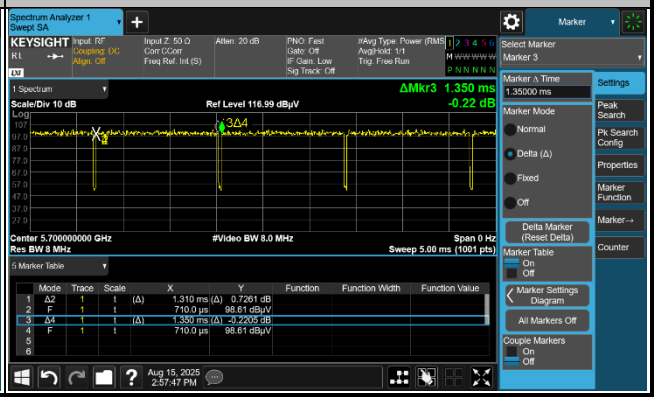

802.11ax HE20

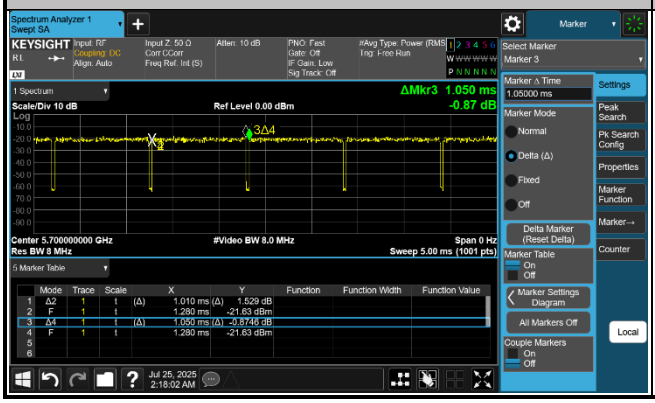

802.11ax HE20 106RU

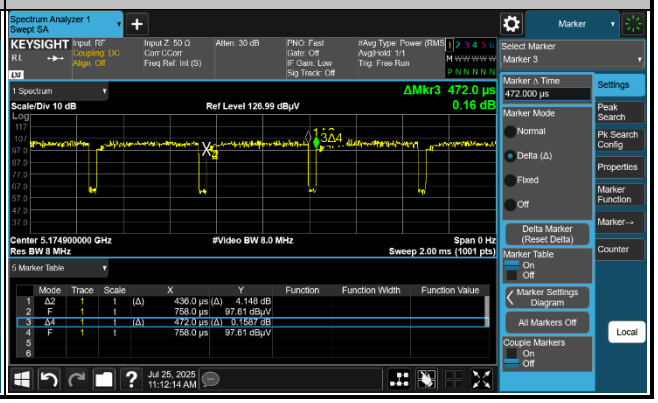

Appendix D. Conducted Duty Cycle Plots

Antenna	Band	Duty Cycle (%)	T(us)
1	802.11a	97.41	1392
1	5GHz 802.11ac VHT20	97.26	1312
1	5GHz 802.11ax HE20 Full RU	96.66	1013
1	5GHz 802.11ax HE20 26 RU	94.19	584
1	5GHz 802.11ax HE20 52 RU	93.46	500
1	5GHz 802.11ax HE20 106 RU	92.37	436
2	802.11a	97.41	1393
2	5GHz 802.11ac VHT20	97.25	1308
2	5GHz 802.11ax HE20 Full RU	96.67	1015
2	5GHz 802.11ax HE20 26 RU	94.35	585
2	5GHz 802.11ax HE20 52 RU	93.53	501
2	5GHz 802.11ax HE20 106 RU	92.45	437

<Ant. 1>

802.11a

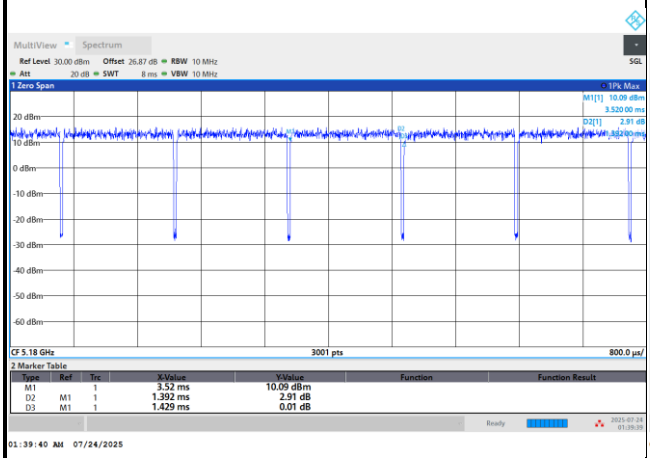

5GHz 802.11ac VHT20

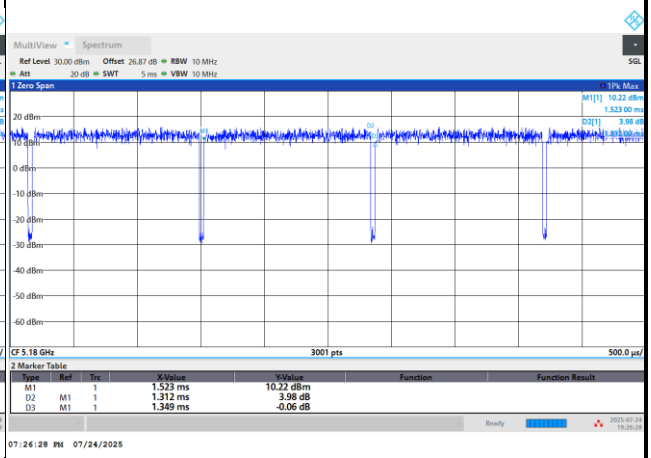

5GHz 802.11ax HE20 Full RU

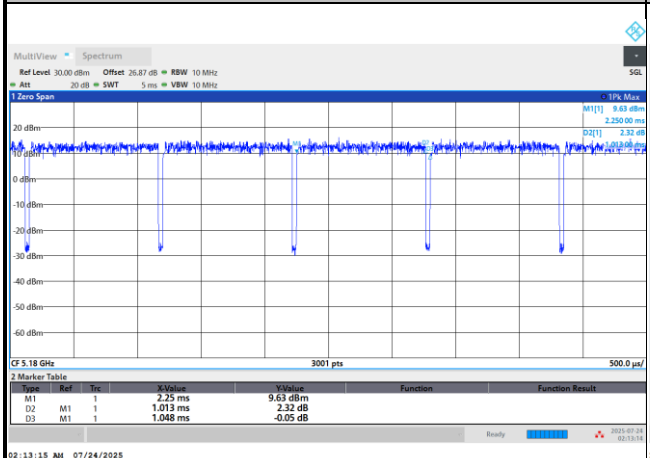

5GHz 802.11ax HE20 26 RU

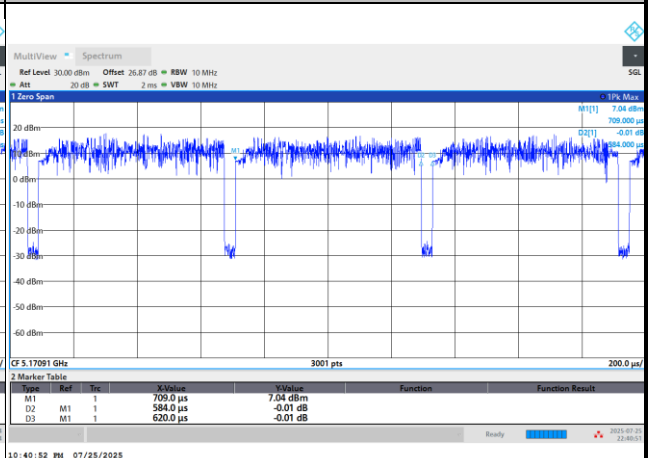

5GHz 802.11ax HE20 52 RU

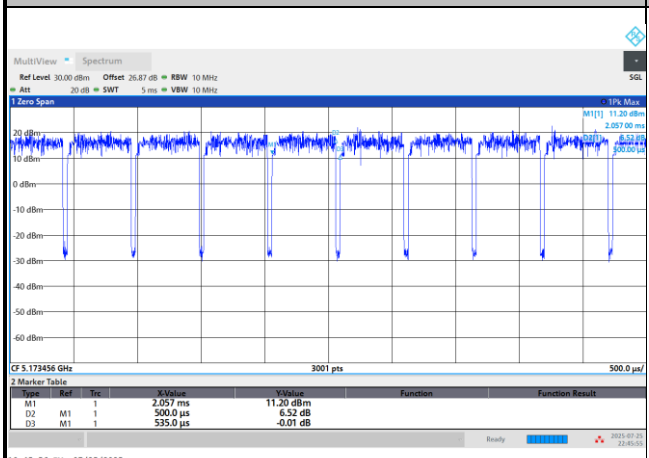

5GHz 802.11ax HE20 106 RU

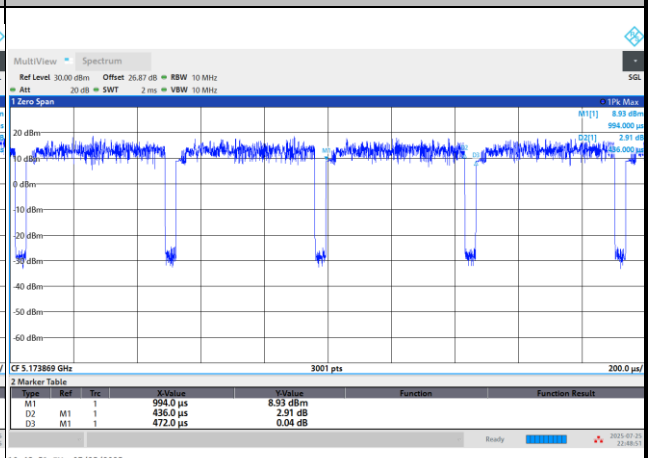

<Ant. 2>

802.11a

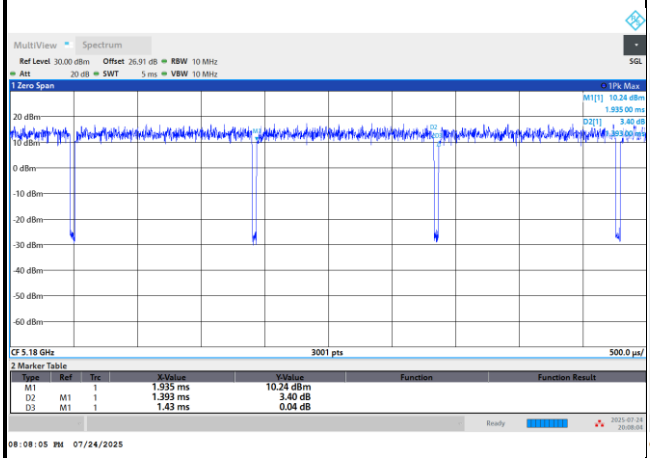

5GHz 802.11ac VHT20

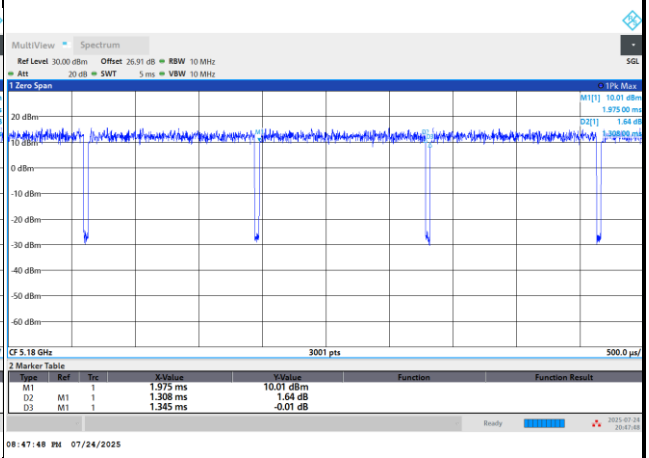

5GHz 802.11ax HE20 Full RU

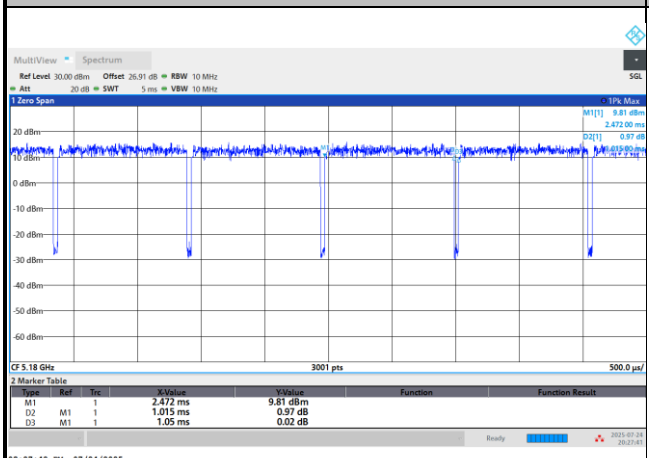

5GHz 802.11ax HE20 26 RU

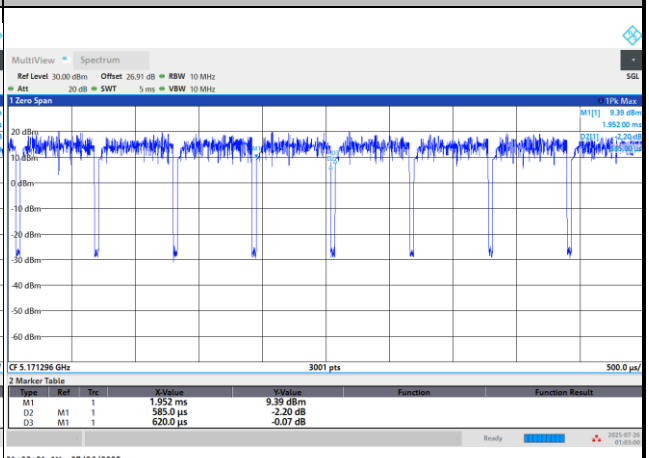

5GHz 802.11ax HE20 52 RU

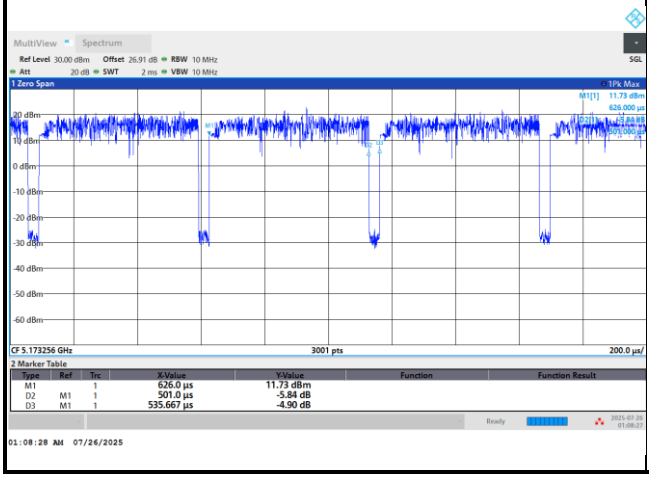
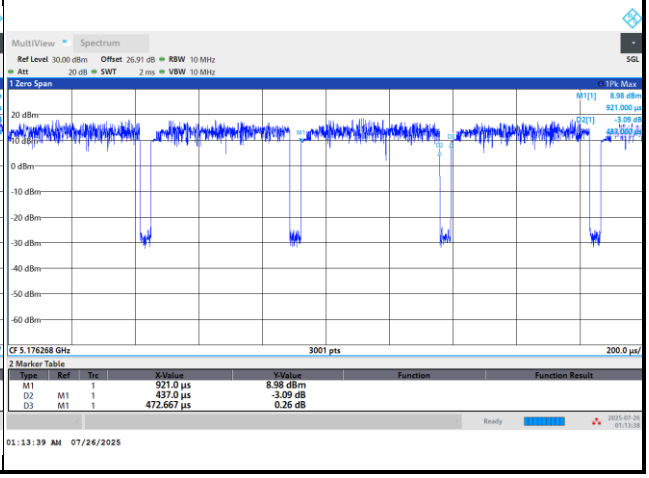
5GHz 802.11ax HE20 106 RU