Mode	23	
	Band Edge - L	
	U-NII-2C_5.47-5.725_802.11ax HE20_CH144_5720MHz	
ANT	1	
Pol.	Vertical	Fundamental
Peak	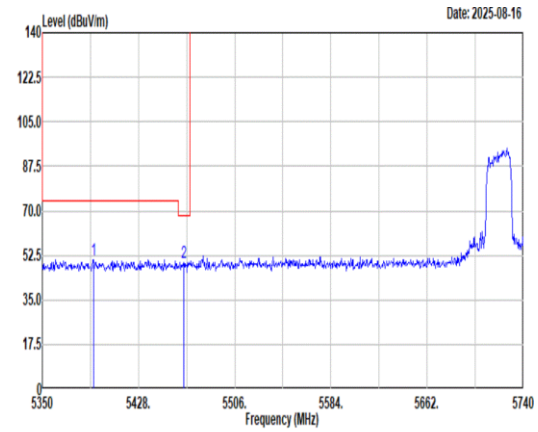 Site : 03CH12-HY Condition: STRADDLES U-NII-1&2A 3m 9120D-02114-250702 VERTICAL : RBW:1000.000kHz VBW:3000.000kHz SWT:Auto Freq Level Limit Line Margin Read Level Ant Factor Cable Loss Preamp Factor Aux Factor APos TPos Remark MHz dBuV/m dBuV/m dB dBuV dB/m dB dB dB cm deg 1 5391.34 50.87 74.00 -23.13 41.48 33.18 10.19 33.98 0.00 100 288 PEAK 2 5464.66 49.89 68.20 -18.31 40.41 33.20 10.26 33.98 0.00 100 288 PEAK	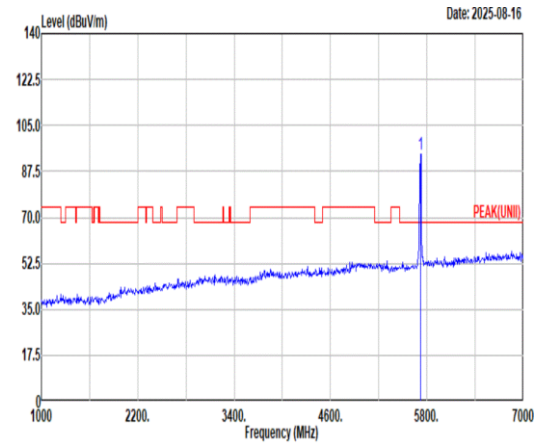 Site : 03CH12-HY Condition: PEAK(UNII) 3m 9120D-02114-250702 VERTICAL : RBW:1000.000kHz VBW:3000.000kHz SWT:Auto Freq Level Limit Line Margin Read Level Ant Factor Cable Loss Preamp Factor Aux Factor APos TPos Remark MHz dBuV/m dBuV/m dB dBuV dB/m dB dB dB cm deg 1 5720.00 94.26 ------ ------ 83.94 33.81 10.52 34.01 0.00 100 288 PEAK
Avg	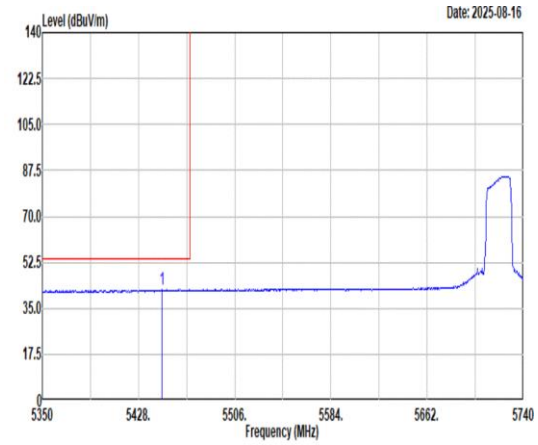 Site : 03CH12-HY Condition: U-NII-1&2A AVERAGE 3m 9120D-02114-250702 VERTICAL : RBW:1000.000kHz VBW:1.000kHz SWT:Auto Freq Level Limit Line Margin Read Level Ant Factor Cable Loss Preamp Factor Aux Factor APos TPos Remark MHz dBuV/m dBuV/m dB dBuV dB/m dB dB dB cm deg 1 5447.11 42.02 54.00 -11.98 32.56 33.20 10.24 33.98 0.00 100 288 AVERAGE	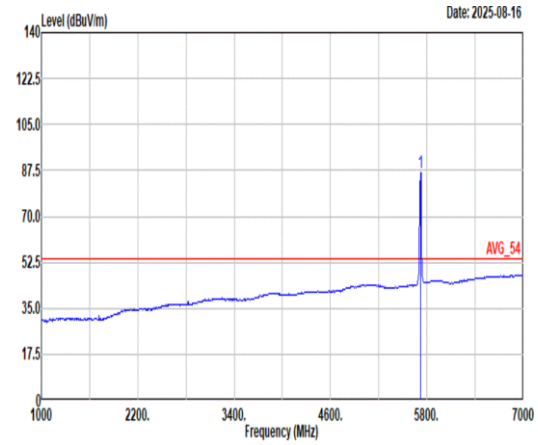 Site : 03CH12-HY Condition: AVG_54 3m 9120D-02114-250702 VERTICAL : RBW:1000.000kHz VBW:1.000kHz SWT:Auto Freq Level Limit Line Margin Read Level Ant Factor Cable Loss Preamp Factor Aux Factor APos TPos Remark MHz dBuV/m dBuV/m dB dBuV dB/m dB dB dB cm deg 1 5720.00 86.67 ------ ------ 76.38 33.79 10.51 34.01 0.00 100 288 AVERAGE

Mode	23	
	Band Edge - R	
	U-NII-2C_5.47-5.725_802.11ax HE20_CH144_5720MHz	
ANT	1	
Pol.	Vertical	Fundamental
Peak	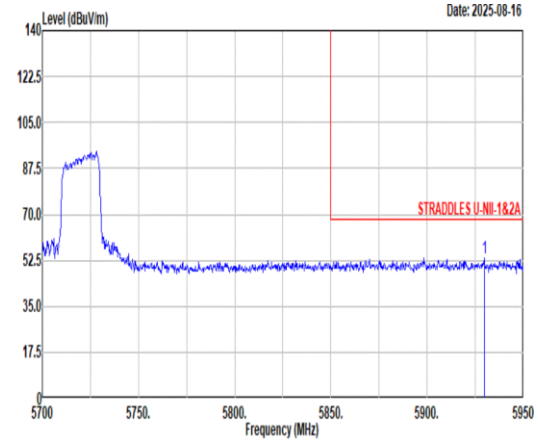 Site : 03CH12-HY Condition: STRADDLES U-NII-1&2A 3m 9120D-02114-250702 VERTICAL : RBW:1000.000kHz VBW:3000.000kHz SWT:Auto Limit Read Ant Cable Preamp Aux APos TPos Freq Level Line Margin Level Factor Loss Factor Factor Remark MHz dBuV/m dBuV/m dB dBuV dB/m dB dB dB cm deg 1 5929.75 53.21 68.20 -14.99 42.12 34.34 10.79 34.04 0.00 100 288 PEAK	Blank

Mode	23	
	Harmonic	
	U-NII-2C_5.47-5.725_802.11ax HE20_CH144_5720MHz	
ANT	1	
Pol.	Horizontal	Vertical
Peak Avg	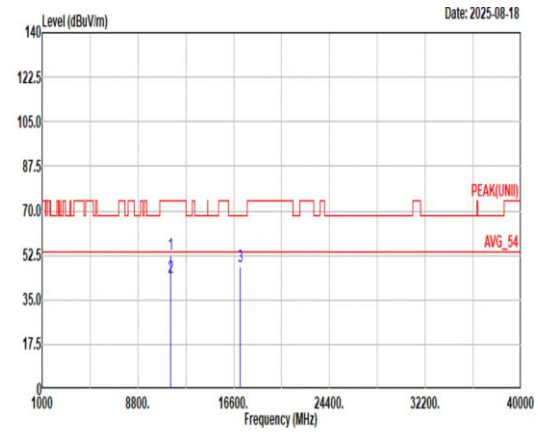 Site : 03CH12-HY Condition: PEAK(UNII) 3m 9120D-02114-250702 HORIZONTAL Freq Level Limit Line Margin Read Level Ant Factor Cable Loss Preamp Factor Aux Factor APos TPos Remark MHz dBuV/m dBuV/m dB dBuV dB/m dB dB dB cm deg 1 11440.00 52.74 74.00 -21.26 64.17 39.12 16.46 67.27 0.26 100 156 PEAK 2 11440.00 43.99 54.00 -10.01 55.42 39.12 16.46 67.27 0.26 100 156 Average 3 17160.00 48.26 68.20 -19.94 56.51 38.12 20.41 66.97 0.19 -- -- PEAK	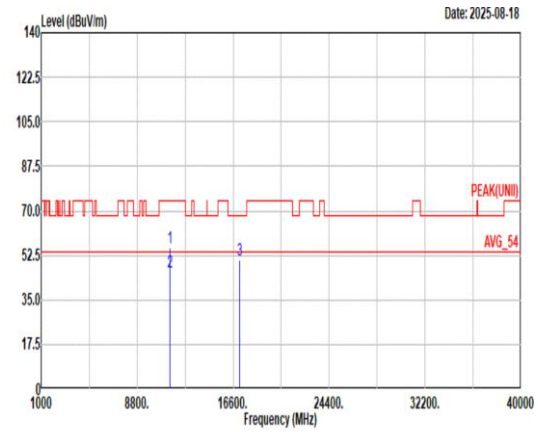 Site : 03CH12-HY Condition: PEAK(UNII) 3m 9120D-02114-250702 VERTICAL Freq Level Limit Line Margin Read Level Ant Factor Cable Loss Preamp Factor Aux Factor APos TPos Remark MHz dBuV/m dBuV/m dB dBuV dB/m dB dB dB cm deg 1 11440.00 55.38 74.00 -18.62 66.81 39.12 16.46 67.27 0.26 100 126 PEAK 2 11440.00 45.89 54.00 -8.11 57.32 39.12 16.46 67.27 0.26 100 126 Average 3 17160.00 50.94 68.20 -17.26 59.19 38.12 20.41 66.97 0.19 -- -- PEAK

Mode	24	
	LF	
	U-NII-2A_5.25-5.35_802.11ax HE20_CH64_Full RU_5320MHz	
ANT	1	
Pol.	Horizontal	Vertical
QP/ Peak	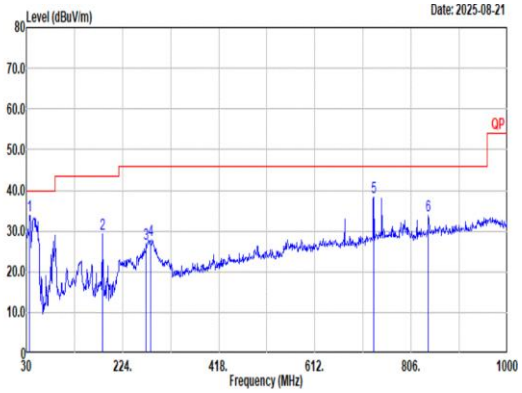 Site : 03CH12-HY Condition: QP 3m Bilog_37059_20241127 HORIZONTAL 1 36.79 33.69 40.00 -6.31 41.13 21.43 0.86 29.77 0.04 -- -- Peak 2 183.26 29.38 43.50 -14.12 41.85 15.14 1.89 29.61 0.11 -- -- Peak 3 271.53 26.83 46.00 -19.17 34.98 18.93 2.28 29.51 0.15 -- -- Peak 4 280.26 27.88 46.00 -18.12 35.95 18.95 2.33 29.50 0.15 -- -- Peak 5 730.34 38.42 46.00 -7.58 35.23 27.88 3.74 28.75 0.32 -- -- Peak 6 840.92 33.92 46.00 -12.08 29.06 29.05 4.00 28.56 0.37 -- -- Peak	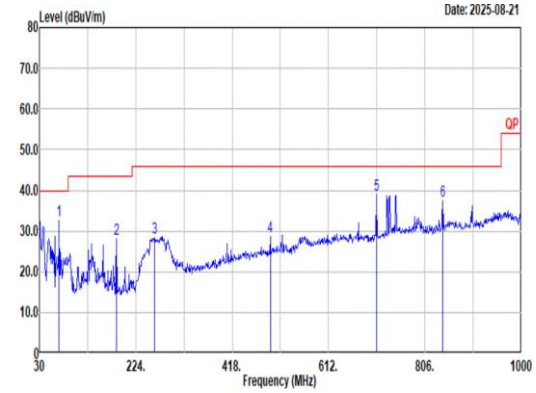 Site : 03CH12-HY Condition: QP 3m Bilog_37059_20241127 VERTICAL 1 69.77 32.61 40.00 -7.39 48.56 12.57 1.18 29.76 0.06 -- -- Peak 2 185.20 28.00 43.50 -15.50 40.49 15.10 1.90 29.61 0.12 -- -- Peak 3 261.83 28.51 46.00 -17.49 35.54 20.11 2.23 29.52 0.15 -- -- Peak 4 494.63 28.76 46.00 -17.24 30.53 24.05 3.13 29.09 0.14 -- -- Peak 5 708.03 39.05 46.00 -6.95 36.92 26.89 3.71 28.77 0.30 -- -- Peak 6 841.89 37.29 46.00 -8.71 32.39 29.09 4.00 28.56 0.37 -- -- Peak

Mode	33	
	Band Edge	
	U-NII-2A_5.25-5.35_802.11ac VHT20_CH64_Full RU_5320MHz	
ANT	1	
Pol.	Horizontal	Fundamental
Peak	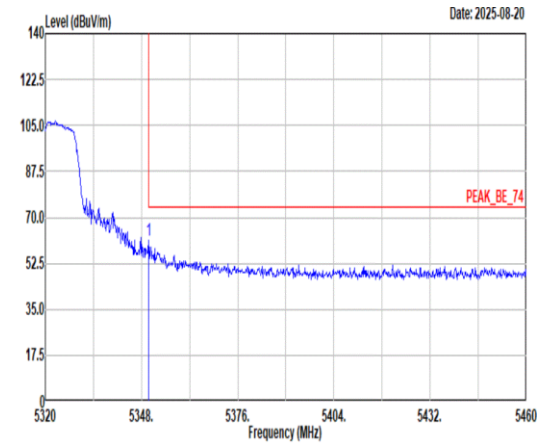 Site : 03CH12-HY Condition: PEAK_BE_74 3m 9120D-02114-250702 HORIZONTAL : RBW:1000.000kHz VBW:3000.000kHz SWT:Auto Freq Level Limit Line Margin Read Level Ant Factor Cable Loss Preamp Factor Aux Factor APos TPos Remark MHz dBuV/m dBuV/m dB dBuV dB/m dB dB dB cm deg 1 5350.10 61.16 74.00 -12.84 51.87 33.10 10.17 33.98 0.00 100 182 PEAK	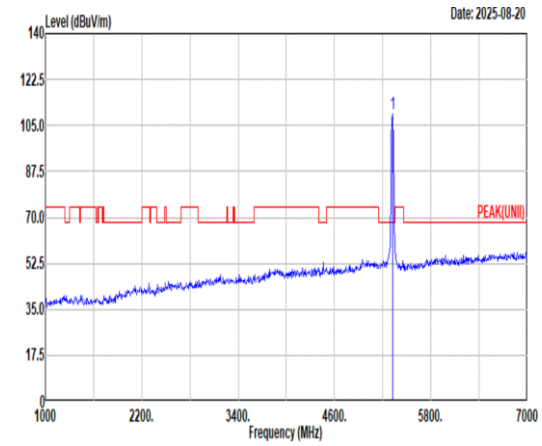 Site : 03CH12-HY Condition: PEAK(UNII) 3m 9120D-02114-250702 HORIZONTAL : RBW:1000.000kHz VBW:3000.000kHz SWT:Auto Freq Level Limit Line Margin Read Level Ant Factor Cable Loss Preamp Factor Aux Factor APos TPos Remark MHz dBuV/m dBuV/m dB dBuV dB/m dB dB dB cm deg 1 5320.00 109.18 ------ ------ 99.91 33.10 10.15 33.98 0.00 100 182 PEAK
Avg	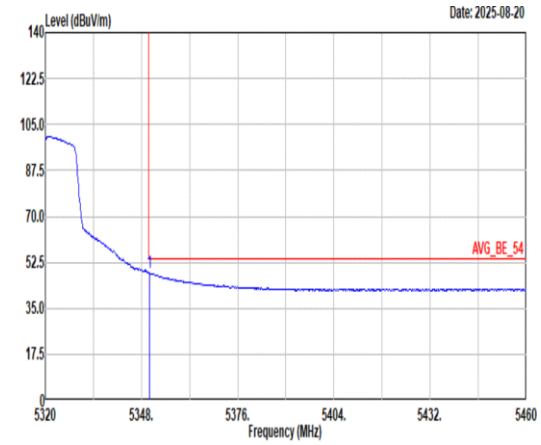 Site : 03CH12-HY Condition: AVG_BE_54 3m 9120D-02114-250702 HORIZONTAL : RBW:1000.000kHz VBW:0.820kHz SWT:Auto Freq Level Limit Line Margin Read Level Ant Factor Cable Loss Preamp Factor Aux Factor APos TPos Remark MHz dBuV/m dBuV/m dB dBuV dB/m dB dB dB cm deg 1 5350.38 48.50 54.00 -5.50 39.21 33.10 10.17 33.98 0.00 100 182 AVERAGE	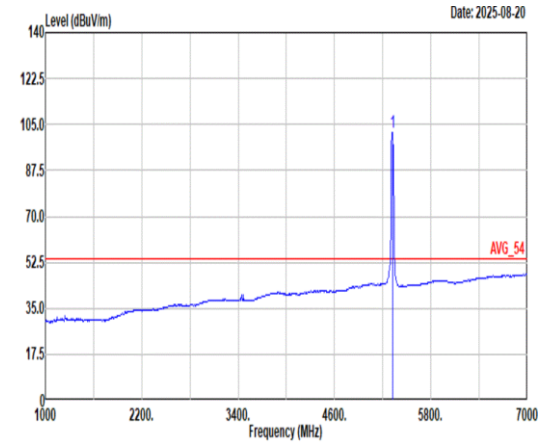 Site : 03CH12-HY Condition: AVG_54 3m 9120D-02114-250702 HORIZONTAL : RBW:1000.000kHz VBW:0.820kHz SWT:Auto Freq Level Limit Line Margin Read Level Ant Factor Cable Loss Preamp Factor Aux Factor APos TPos Remark MHz dBuV/m dBuV/m dB dBuV dB/m dB dB dB cm deg 1 5320.00 102.11 ------ ------ 92.84 33.10 10.15 33.98 0.00 100 182 AVERAGE

Mode	33	
	Band Edge	
	U-NII-2A_5.25-5.35_802.11ac VHT20_CH64_Full RU_5320MHz	
ANT	1	
Pol.	Vertical	Fundamental
Peak	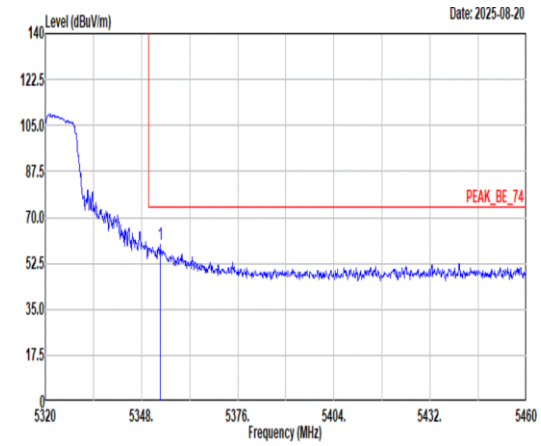 Site : 03CH12-HY Condition: PEAK_BE_74 3m 9120D-02114-250702 VERTICAL : RBW:1000.000kHz VBW:3000.000kHz SWT:Auto Freq Level Limit Line Margin Read Level Ant Factor Cable Loss Preamp Factor Aux Factor APos TPos Remark MHz dBuV/m dBuV/m dB dBuV dB/m dB dB dB cm deg 1 5353.46 59.46 74.00 -14.54 50.16 33.11 10.17 33.98 0.00 387 33 PEAK	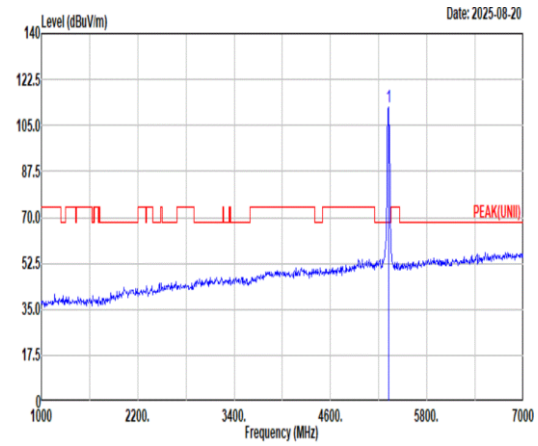 Site : 03CH12-HY Condition: PEAK(UNII) 3m 9120D-02114-250702 VERTICAL : RBW:1000.000kHz VBW:3000.000kHz SWT:Auto Freq Level Limit Line Margin Read Level Ant Factor Cable Loss Preamp Factor Aux Factor APos TPos Remark MHz dBuV/m dBuV/m dB dBuV dB/m dB dB dB cm deg 1 5320.00 111.90 ------ ------ 102.63 33.10 10.15 33.98 0.00 387 33 PEAK
Avg	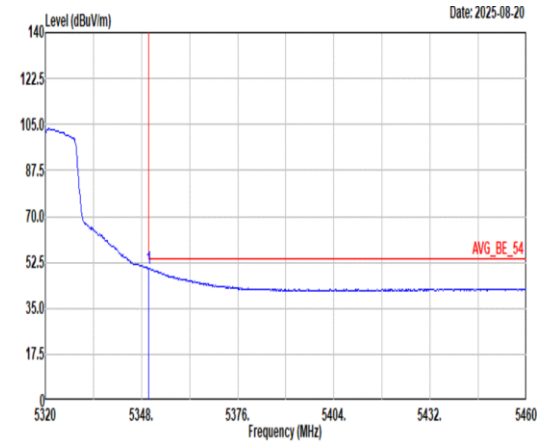 Site : 03CH12-HY Condition: AVG_BE_54 3m 9120D-02114-250702 VERTICAL : RBW:1000.000kHz VBW:0.820kHz SWT:Auto Freq Level Limit Line Margin Read Level Ant Factor Cable Loss Preamp Factor Aux Factor APos TPos Remark MHz dBuV/m dBuV/m dB dBuV dB/m dB dB dB cm deg 1 5350.10 50.27 54.00 -3.73 40.98 33.10 10.17 33.98 0.00 387 33 AVERAGE	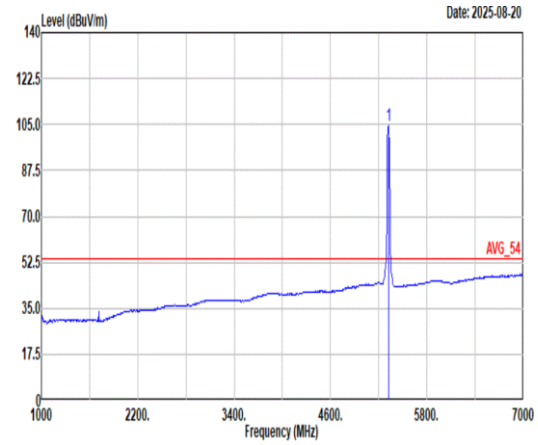 Site : 03CH12-HY Condition: AVG_54 3m 9120D-02114-250702 VERTICAL : RBW:1000.000kHz VBW:0.820kHz SWT:Auto Freq Level Limit Line Margin Read Level Ant Factor Cable Loss Preamp Factor Aux Factor APos TPos Remark MHz dBuV/m dBuV/m dB dBuV dB/m dB dB dB cm deg 1 5320.00 104.71 ------ ------ 95.44 33.10 10.15 33.98 0.00 387 33 AVERAGE

Mode	33	
	Harmonic	
	U-NII-2A_5.25-5.35_802.11ac VHT20_CH64_Full RU_5320MHz	
ANT	1	
Pol.	Horizontal	Vertical
Peak Avg	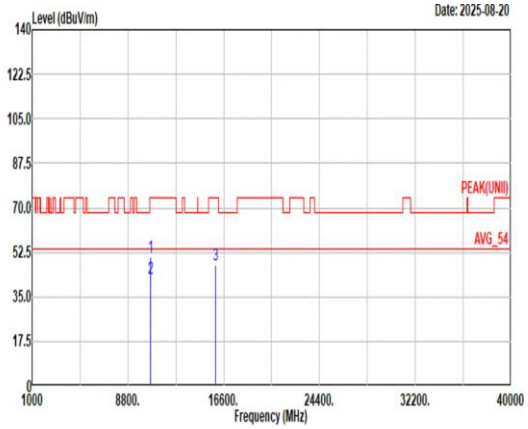 Site : 03CH12-HY Condition: PEAK(UNII) 3m 9120D-02114-250702 HORIZONTAL Freq Level Limit Line Margin Read Level Ant Factor Cable Loss Preamp Factor Aux Factor APos TPos Remark MHz dBuV/m dBuV/m dB dBuV dB/m dB dB dB cm deg 1 10640.00 50.90 74.00 -23.10 63.52 39.20 15.86 67.86 0.18 101 255 PEAK 2 10640.00 42.13 54.00 -11.87 54.75 39.20 15.86 67.86 0.18 101 255 Average 3 15960.00 47.60 74.00 -26.40 57.51 38.18 19.65 67.84 0.10 -- -- PEAK	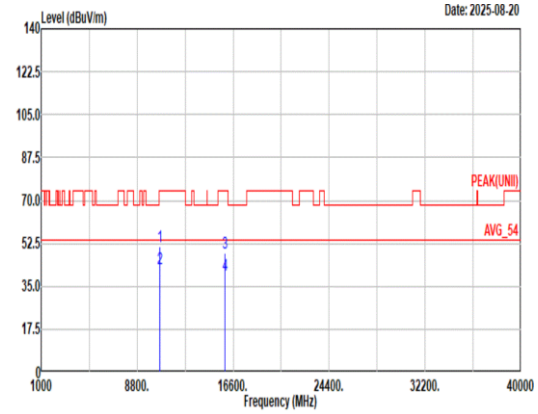 Site : 03CH12-HY Condition: PEAK(UNII) 3m 9120D-02114-250702 VERTICAL Freq Level Limit Line Margin Read Level Ant Factor Cable Loss Preamp Factor Aux Factor APos TPos Remark MHz dBuV/m dBuV/m dB dBuV dB/m dB dB dB cm deg 1 10640.00 51.22 74.00 -22.78 63.84 39.20 15.86 67.86 0.18 201 102 PEAK 2 10640.00 42.10 54.00 -11.90 54.72 39.20 15.86 67.86 0.18 201 102 Average 3 15960.00 48.42 74.00 -25.58 58.33 38.18 19.65 67.84 0.10 107 112 PEAK 4 15960.00 39.38 54.00 -14.62 49.29 38.18 19.65 67.84 0.10 107 112 Average

Appendix D. Duty Cycle Plots

Band	Duty Cycle (%)	T(us)	1/T(kHz)	VBW Setting
802.11a	96.88	1395	0.72	750Hz
5GHz 802.11ac VHT20	97.40	1310	0.76	820Hz
5GHz 802.11ax HE20 Full RU	96.57	1014	0.99	1kHz
5GHz 802.11ax HE20 106 RU	84.42	195	5.13	5.6kHz

802.11a

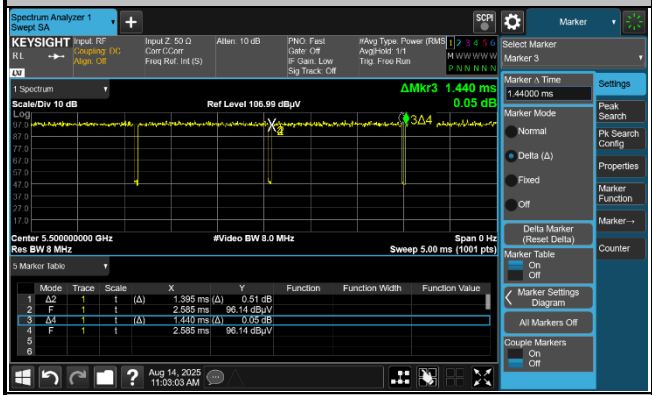

5GHz 802.11ac VHT20

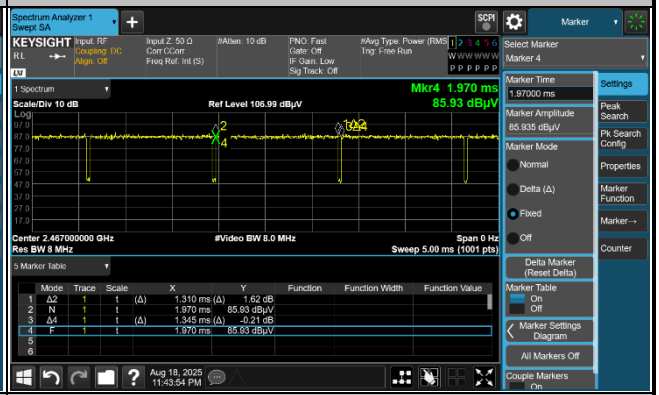

5GHz 802.11ax HE20 Full RU

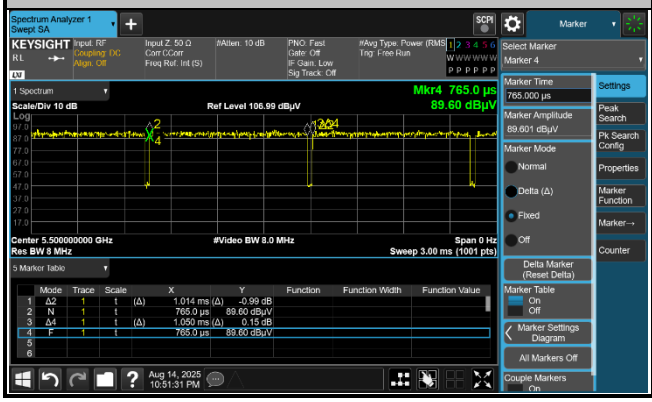

5GHz 802.11ax HE20 106 RU

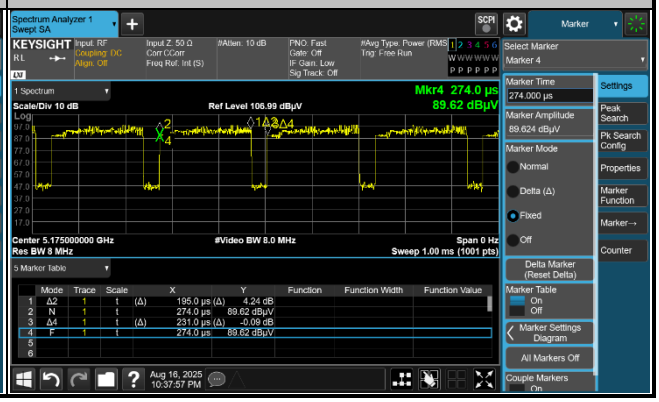

Appendix D. Conducted Duty Cycle Plots

Band	Duty Cycle (%)	T(us)
802.11a	97.5	1393
5GHz 802.11ac VHT20	97.5	1313
5GHz 802.11ax HE20 Full RU	96.67	1015
5GHz 802.11ax HE20 26 RU	94.31	580.33
5GHz 802.11ax HE20 52 RU	90.36	328
5GHz 802.11ax HE20 106 RU	84.48	196

802.11a

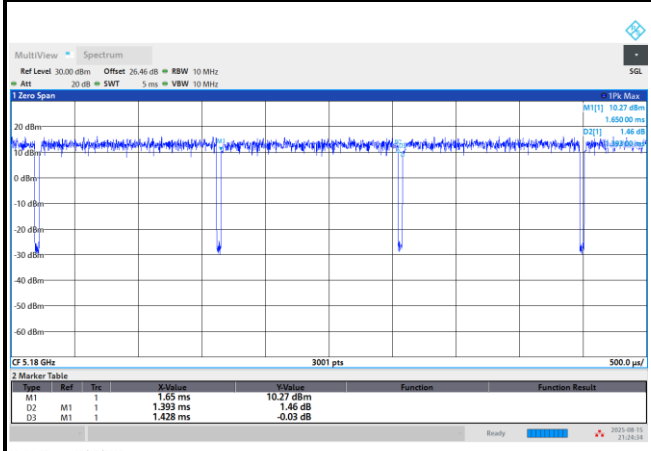

5GHz 802.11ac VHT20

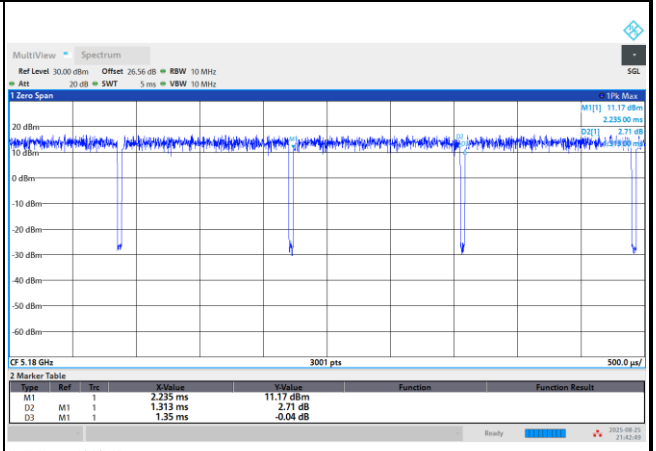

5GHz 802.11ax HE20 Full RU

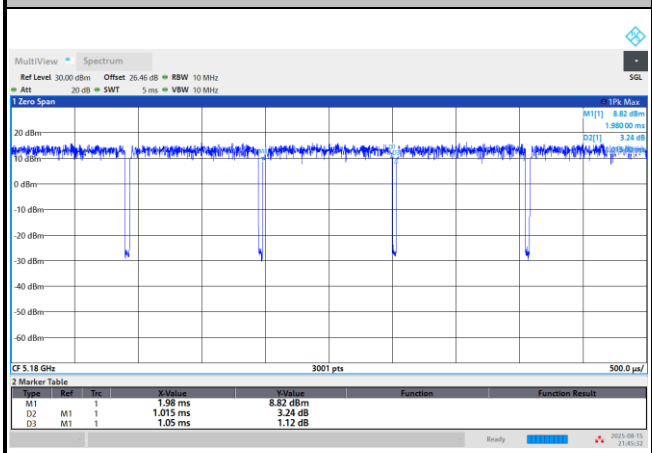

5GHz 802.11ax HE20 26 RU

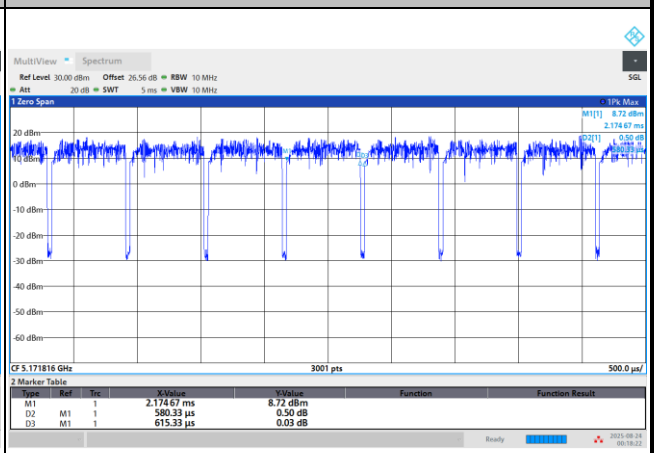
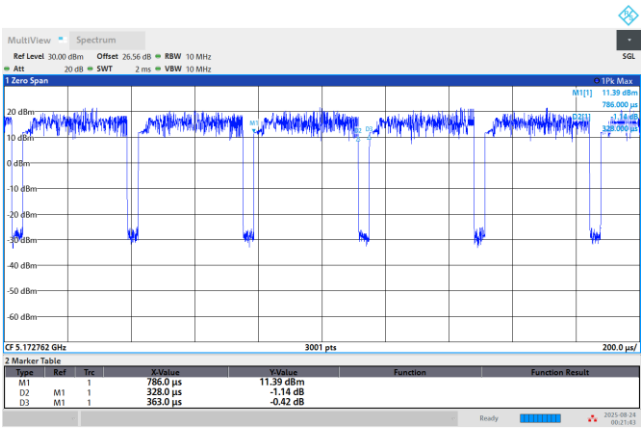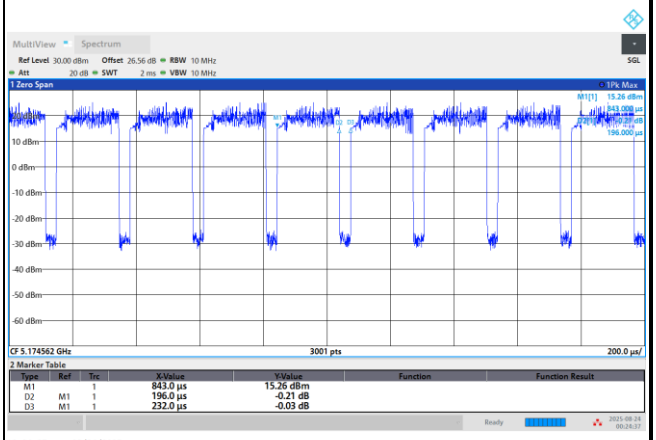
5GHz 802.11ax HE20 52 RU	5GHz 802.11ax HE20 106 RU