Mode	16	
	Harmonic	
	U-NII-2A_5.25-5.35_802.11ac VHT20_CH64_5320MHz	
ANT	1	
Pol.	Horizontal	Vertical
Peak Avg	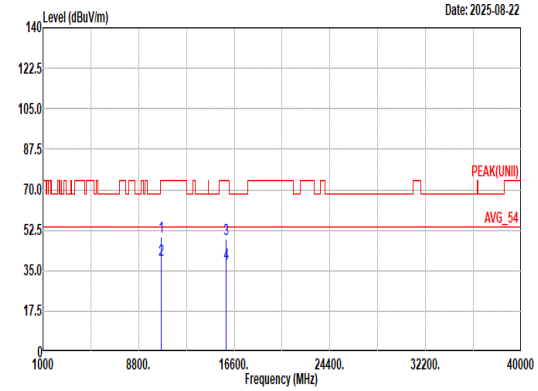 Site : 03CH13-HY Condition: PEAK(UNII) 3m 9120D_02038 HORIZONTAL Freq Level Limit Line Margin Read Level Ant Factor Cable Loss Preamp Factor Aux Factor APos TPos Remark 1 10640.00 49.56 74.00 -24.44 51.51 38.96 15.03 56.52 0.58 199 322 Peak 2 10640.00 39.76 54.00 -14.24 41.71 38.96 15.03 56.52 0.58 199 322 Average 3 15960.00 48.51 74.00 -25.49 47.07 38.16 18.59 55.82 0.51 200 268 Peak 4 15960.00 37.83 54.00 -16.17 36.39 38.16 18.59 55.82 0.51 200 268 Average	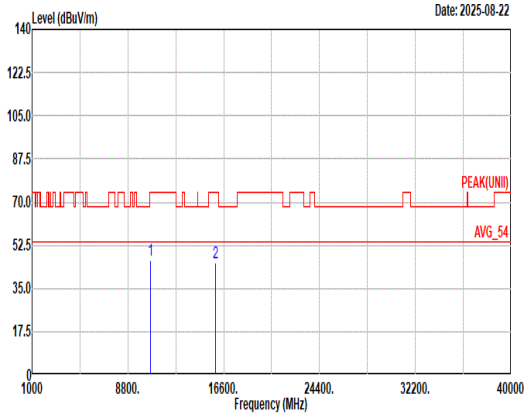 Site : 03CH13-HY Condition: PEAK(UNII) 3m 9120D_02038 VERTICAL Freq Level Limit Line Margin Read Level Ant Factor Cable Loss Preamp Factor Aux Factor APos TPos Remark 1 10640.00 46.71 74.00 -27.29 48.66 38.96 15.03 56.52 0.58 -- -- Peak 2 15960.00 45.31 74.00 -28.69 43.87 38.16 18.59 55.82 0.51 -- -- Peak

Mode	17	
	Band Edge - L	
	U-NII-2A_5.25-5.35_802.11ax HE20_CH52_Full RU_5260MHz	
ANT	1	
Pol.	Horizontal	Fundamental
Peak	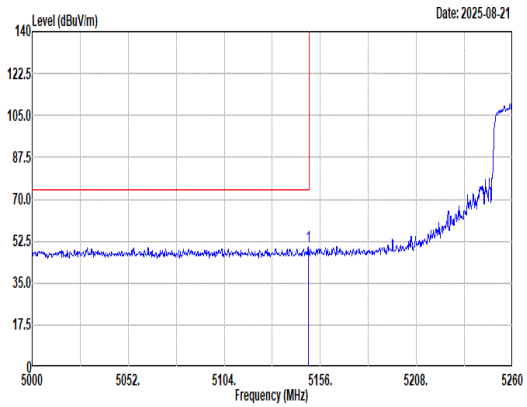 Site : 03CH13-HY Condition: PEAK_BE_74 3m 9120D_02038 HORIZONTAL : RBW:1000.000kHz VBW:3000.000kHz SWT:Auto Freq Level Limit Line Margin Read Level Ant Factor Cable Loss Preamp Factor Aux Factor APos TPos Remark MHz dBuV/m dBuV/m dB dBuV dB/m dB dB dB cm deg 1 5149.50 50.23 74.00 -23.77 44.25 33.10 9.73 36.85 0.00 349 98 Peak	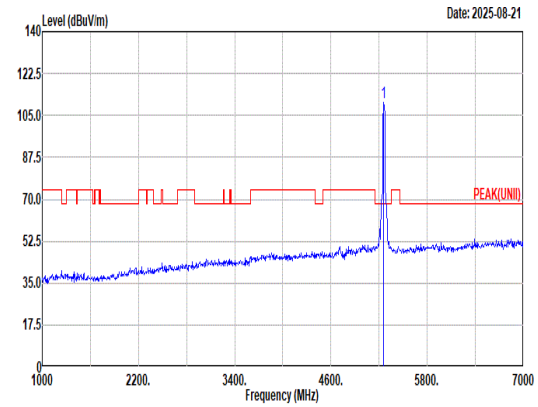 Site : 03CH13-HY Condition: PEAK(UNII) 3m 9120D_02038 HORIZONTAL : RBW:1000.000kHz VBW:3000.000kHz SWT:Auto Freq Level Limit Line Margin Read Level Ant Factor Cable Loss Preamp Factor Aux Factor APos TPos Remark MHz dBuV/m dBuV/m dB dBuV dB/m dB dB dB cm deg 1 5260.00 110.24 ------ ------ 104.26 32.96 9.85 36.83 0.00 349 98 Peak
Avg	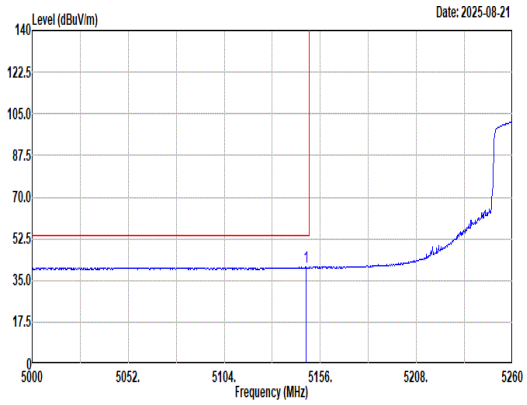 Site : 03CH13-HY Condition: AVG_BE_54 3m 9120D_02038 HORIZONTAL : RBW:1000.000kHz VBW:1.000kHz SWT:Auto Freq Level Limit Line Margin Read Level Ant Factor Cable Loss Preamp Factor Aux Factor APos TPos Remark MHz dBuV/m dBuV/m dB dBuV dB/m dB dB dB cm deg 1 5148.20 40.45 54.00 -13.55 34.47 33.10 9.73 36.85 0.00 349 98 Average	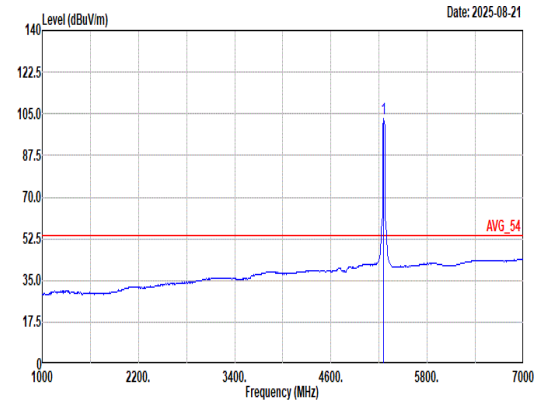 Site : 03CH13-HY Condition: AVG_54 3m 9120D_02038 HORIZONTAL : RBW:1000.000kHz VBW:1.000kHz SWT:Auto Freq Level Limit Line Margin Read Level Ant Factor Cable Loss Preamp Factor Aux Factor APos TPos Remark MHz dBuV/m dBuV/m dB dBuV dB/m dB dB dB cm deg 1 5260.00 102.80 ------ ------ 96.82 32.96 9.85 36.83 0.00 349 98 Average

Mode	17	
	Band Edge - R	
	U-NII-2A_5.25-5.35_802.11ax HE20_CH52_Full RU_5260MHz	
ANT	1	
Pol.	Horizontal	Fundamental
Peak	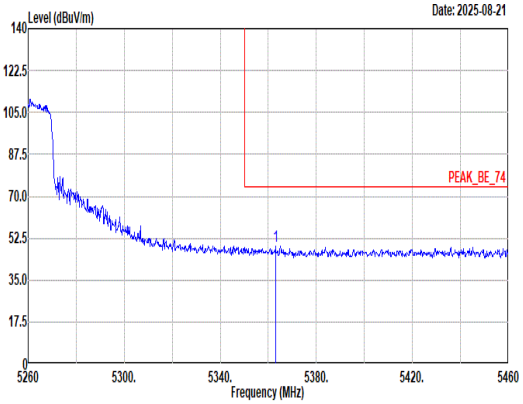 Site : 03CH13-HY Condition: PEAK_BE_74 3m 9120D_02038 HORIZONTAL : RBW:1000.000kHz VBW:3000.000kHz SWT:Auto Limit Read Ant Cable Preamp Aux APos TPos Freq Level Line Margin Level Factor Loss Factor Factor Remark MHz dBuV/m dBuV/m dB dBuV dB/m dB dB dB cm deg 1 5363.00 49.24 74.00 -24.76 43.23 32.87 9.95 36.81 0.00 349 98 Peak	Blank
Avg	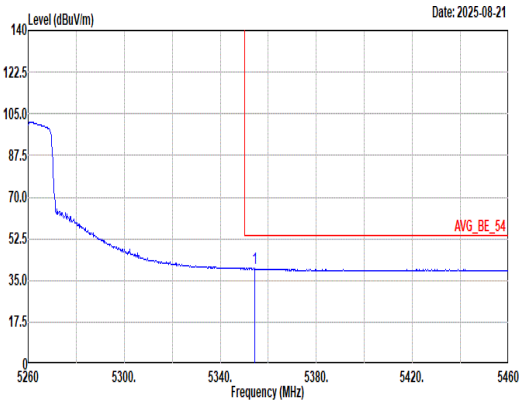 Site : 03CH13-HY Condition: AVG_BE_54 3m 9120D_02038 HORIZONTAL : RBW:1000.000kHz VBW:1.000kHz SWT:Auto Limit Read Ant Cable Preamp Aux APos TPos Freq Level Line Margin Level Factor Loss Factor Factor Remark MHz dBuV/m dBuV/m dB dBuV dB/m dB dB dB cm deg 1 5354.40 40.09 54.00 -13.91 34.07 32.89 9.94 36.81 0.00 349 98 Average	Blank

Mode	17	
	Band Edge - L	
	U-NII-2A_5.25-5.35_802.11ax HE20_CH52_Full RU_5260MHz	
ANT	1	
Pol.	Vertical	Fundamental
Peak	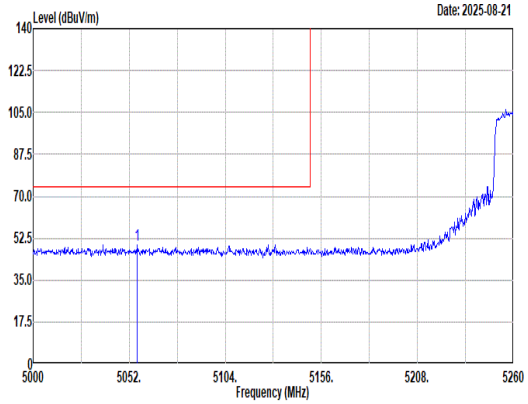 Site : 03CH13-HY Condition: PEAK_BE_74 3m 9120D_02038 VERTICAL : RBW:1000.000kHz VBW:3000.000kHz SWT:Auto Freq Level Limit Line Margin Read Level Ant Factor Cable Loss Preamp Factor Aux Factor APos TPos Remark MHz dBuV/m dBuV/m dB dBuV dB/m dB dB dB cm deg 1 5056.42 49.89 74.00 -24.11 44.04 33.09 9.62 36.86 0.00 300 69 Peak	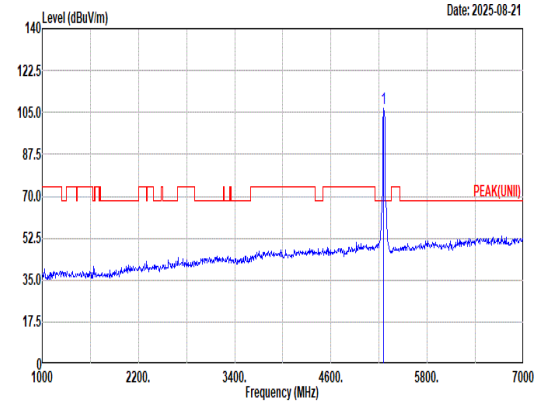 Site : 03CH13-HY Condition: PEAK(UNII) 3m 9120D_02038 VERTICAL : RBW:1000.000kHz VBW:3000.000kHz SWT:Auto Freq Level Limit Line Margin Read Level Ant Factor Cable Loss Preamp Factor Aux Factor APos TPos Remark MHz dBuV/m dBuV/m dB dBuV dB/m dB dB dB cm deg 1 5260.00 106.63 ------ ------ 100.65 32.96 9.85 36.83 0.00 300 69 Peak
Avg	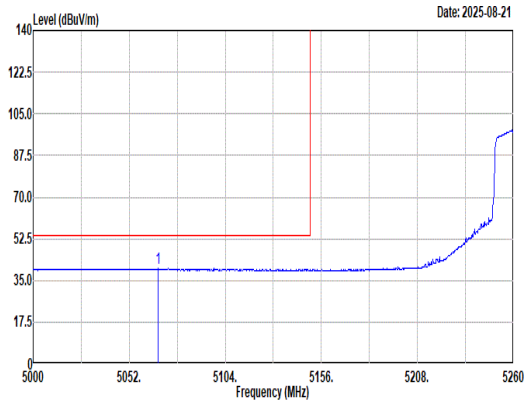 Site : 03CH13-HY Condition: AVG_BE_54 3m 9120D_02038 VERTICAL : RBW:1000.000kHz VBW:1.000kHz SWT:Auto Freq Level Limit Line Margin Read Level Ant Factor Cable Loss Preamp Factor Aux Factor APos TPos Remark MHz dBuV/m dBuV/m dB dBuV dB/m dB dB dB cm deg 1 5067.60 39.91 54.00 -14.09 34.07 33.06 9.64 36.86 0.00 300 69 Average	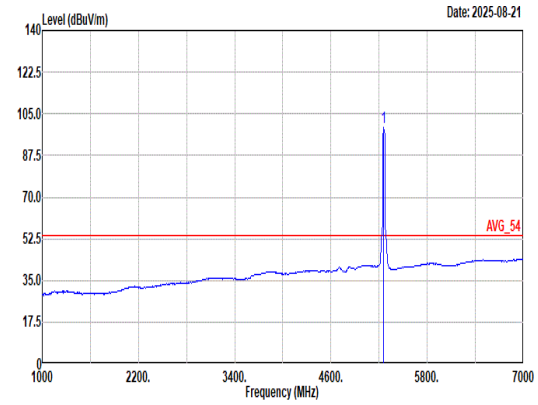 Site : 03CH13-HY Condition: AVG_54 3m 9120D_02038 VERTICAL : RBW:1000.000kHz VBW:1.000kHz SWT:Auto Freq Level Limit Line Margin Read Level Ant Factor Cable Loss Preamp Factor Aux Factor APos TPos Remark MHz dBuV/m dBuV/m dB dBuV dB/m dB dB dB cm deg 1 5260.00 99.13 ------ ------ 93.15 32.96 9.85 36.83 0.00 300 69 Average

Mode	17	
	Band Edge - R	
	U-NII-2A_5.25-5.35_802.11ax HE20_CH52_Full RU_5260MHz	
ANT	1	
Pol.	Vertical	Fundamental
Peak	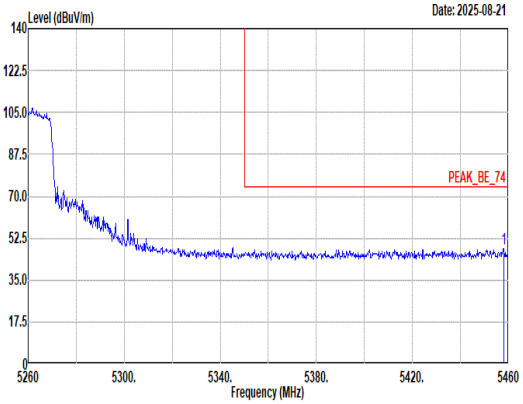 Site : 03CH13-HY Condition: PEAK_BE_74 3m 9120D_02038 VERTICAL : RBW:1000.000kHz VBW:3000.000kHz SWT:Auto Limit Read Ant Cable Preamp Aux APos TPos Freq Level Line Margin Level Factor Loss Factor Factor Remark MHz dBuV/m dBuV/m dB dBuV dB/m dB dB dB cm deg 1 5458.20 48.31 74.00 -25.69 42.25 32.82 10.04 36.80 0.00 300 69 Peak	Blank
Avg	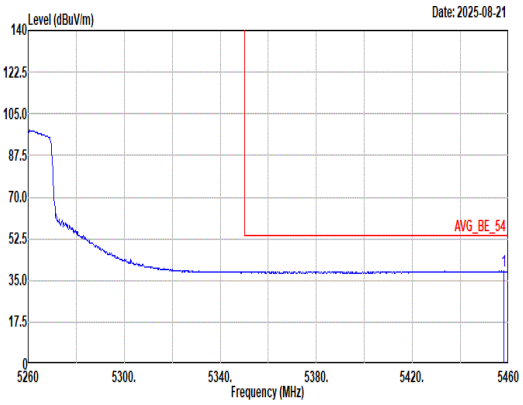 Site : 03CH13-HY Condition: AVG_BE_54 3m 9120D_02038 VERTICAL : RBW:1000.000kHz VBW:1.000kHz SWT:Auto Limit Read Ant Cable Preamp Aux APos TPos Freq Level Line Margin Level Factor Loss Factor Factor Remark MHz dBuV/m dBuV/m dB dBuV dB/m dB dB dB cm deg 1 5458.00 39.02 54.00 -14.98 32.96 32.82 10.04 36.80 0.00 300 69 Average	Blank

Mode	17	
	Harmonic	
	U-NII-2A_5.25-5.35_802.11ax HE20_CH52_Full RU_5260MHz	
ANT	1	
Pol.	Horizontal	Vertical
Peak Avg	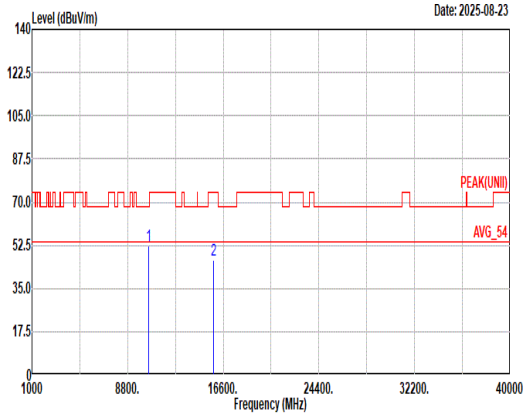 Site : 03CH13-HY Condition: PEAK(UNII) 3m 9120D_02038 HORIZONTAL Freq Level Limit Line Margin Read Level Ant Factor Cable Loss Preamp Factor Aux Factor APos TPos Remark MHz dBuV/m dBuV/m dB dBuV dB/m dB dB dB cm deg 1 10520.00 52.31 68.20 -15.89 54.98 38.38 14.94 56.59 0.60 100 318 Peak 2 15780.00 46.40 74.00 -27.60 45.35 38.02 18.49 56.00 0.54 -- -- Peak	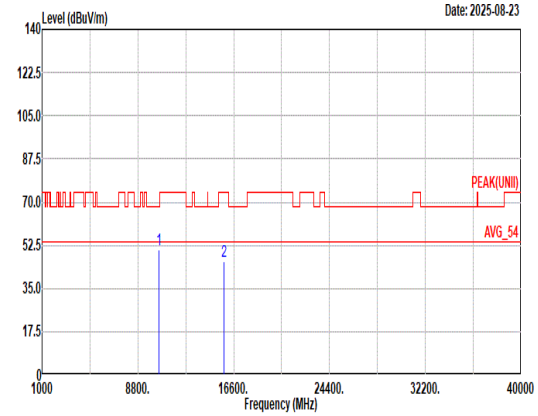 Site : 03CH13-HY Condition: PEAK(UNII) 3m 9120D_02038 VERTICAL Freq Level Limit Line Margin Read Level Ant Factor Cable Loss Preamp Factor Aux Factor APos TPos Remark MHz dBuV/m dBuV/m dB dBuV dB/m dB dB dB cm deg 1 10520.00 50.55 68.20 -17.65 53.22 38.38 14.94 56.59 0.60 100 95 Peak 2 15780.00 46.10 74.00 -27.90 45.05 38.02 18.49 56.00 0.54 -- -- Peak

Mode	18	
	Band Edge - L	
	U-NII-2A_5.25-5.35_802.11ax HE20_CH60_Full RU_5300MHz	
ANT	1	
Pol.	Horizontal	Fundamental
Peak	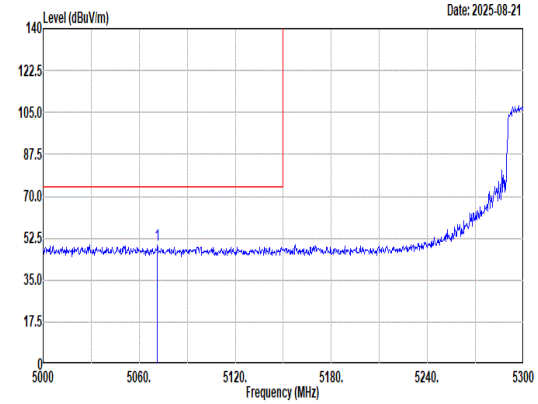 Site : 03CH13-HY Condition: PEAK_BE_74 3m 9120D_02038 HORIZONTAL : RBW:1000.000kHz VBW:3000.000kHz SWT:Auto Freq Level Limit Line Margin Read Level Ant Factor Cable Loss Preamp Factor Aux Factor APos TPos Remark MHz dBuV/m dBuV/m dB dBuV dB/m dB dB dB cm deg 1 5071.40 49.58 74.00 -24.42 43.74 33.06 9.64 36.86 0.00 400 106 Peak	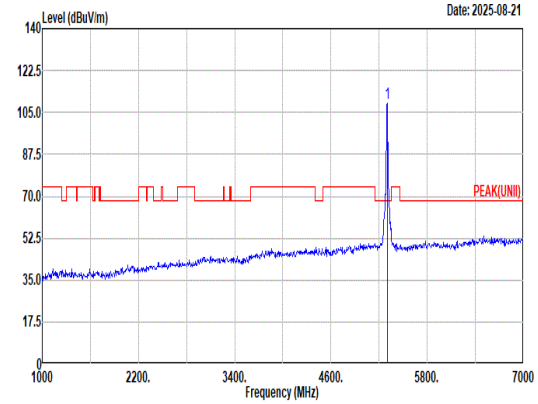 Site : 03CH13-HY Condition: PEAK(UNII) 3m 9120D_02038 HORIZONTAL : RBW:1000.000kHz VBW:3000.000kHz SWT:Auto Freq Level Limit Line Margin Read Level Ant Factor Cable Loss Preamp Factor Aux Factor APos TPos Remark MHz dBuV/m dBuV/m dB dBuV dB/m dB dB dB cm deg 1 5300.00 108.96 ------ ------ 103.09 32.80 9.89 36.82 0.00 400 106 Peak
Avg	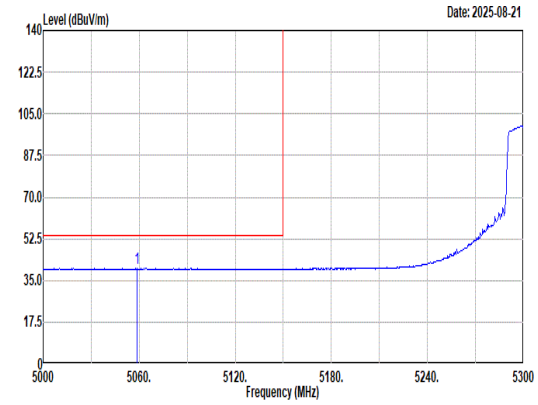 Site : 03CH13-HY Condition: AVG_BE_54 3m 9120D_02038 HORIZONTAL : RBW:1000.000kHz VBW:1.000kHz SWT:Auto Freq Level Limit Line Margin Read Level Ant Factor Cable Loss Preamp Factor Aux Factor APos TPos Remark MHz dBuV/m dBuV/m dB dBuV dB/m dB dB dB cm deg 1 5058.80 40.09 54.00 -13.91 34.24 33.08 9.63 36.86 0.00 400 106 Average	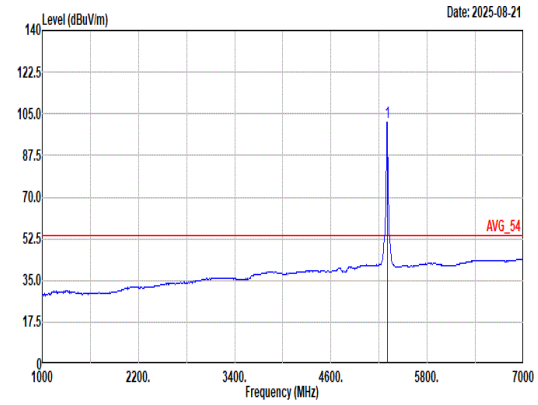 Site : 03CH13-HY Condition: AVG_54 3m 9120D_02038 HORIZONTAL : RBW:1000.000kHz VBW:1.000kHz SWT:Auto Freq Level Limit Line Margin Read Level Ant Factor Cable Loss Preamp Factor Aux Factor APos TPos Remark MHz dBuV/m dBuV/m dB dBuV dB/m dB dB dB cm deg 1 5300.00 101.30 ------ ------ 95.43 32.80 9.89 36.82 0.00 400 106 Average

Mode	18	
	Band Edge - R	
	U-NII-2A_5.25-5.35_802.11ax HE20_CH60_Full RU_5300MHz	
ANT	1	
Pol.	Horizontal	Fundamental
Peak	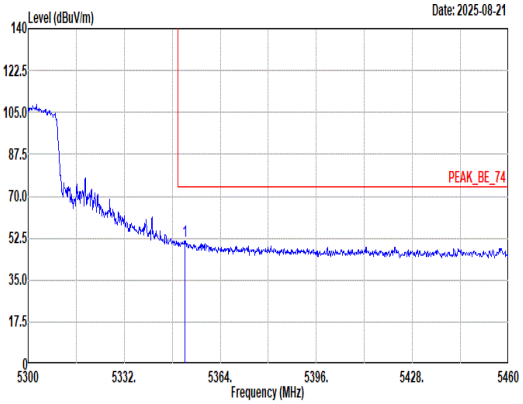 Site : 03CH13-HY Condition: PEAK_BE_74 3m 9120D_02038 HORIZONTAL : RBW:1000.000kHz VBW:3000.000kHz SWT:Auto Limit Read Ant Cable Preamp Aux APos TPos Freq Level Line Margin Level Factor Loss Factor Factor Remark MHz dBuV/m dBuV/m dB dBuV dB/m dB dB dB cm deg 1 5352.32 51.38 74.00 -22.62 45.35 32.90 9.94 36.81 0.00 400 106 Peak	Blank
Avg	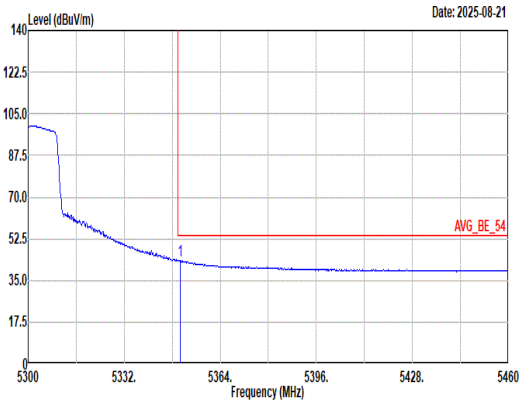 Site : 03CH13-HY Condition: AVG_BE_54 3m 9120D_02038 HORIZONTAL : RBW:1000.000kHz VBW:1.000kHz SWT:Auto Limit Read Ant Cable Preamp Aux APos TPos Freq Level Line Margin Level Factor Loss Factor Factor Remark MHz dBuV/m dBuV/m dB dBuV dB/m dB dB dB cm deg 1 5350.72 43.27 54.00 -10.73 37.24 32.90 9.94 36.81 0.00 400 106 Average	Blank

Mode	18	
	Band Edge - L	
	U-NII-2A_5.25-5.35_802.11ax HE20_CH60_Full RU_5300MHz	
ANT	1	
Pol.	Vertical	Fundamental
Peak	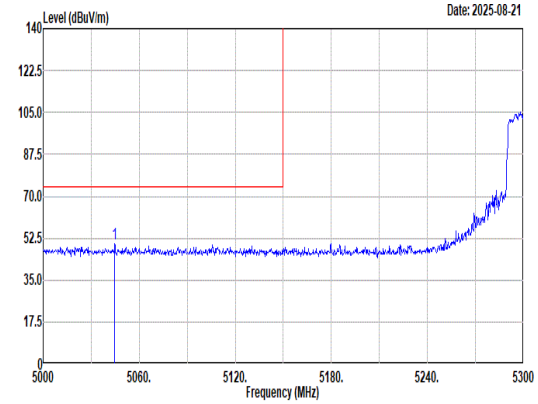 Site : 03CH13-HY Condition: PEAK_BE_74 3m 9120D_02038 VERTICAL : RBW:1000.000kHz VBW:3000.000kHz SWT:Auto Freq Level Limit Line Margin Read Level Ant Factor Cable Loss Preamp Factor Aux Factor APos TPos Remark MHz dBuV/m dBuV/m dB dBuV dB/m dB dB dB cm deg 1 5044.70 50.14 74.00 -23.86 44.29 33.10 9.61 36.86 0.00 100 37 Peak	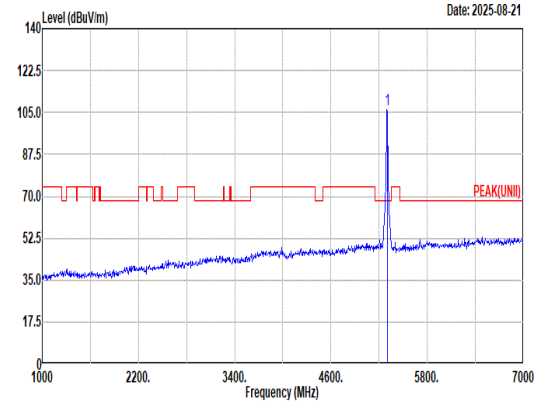 Site : 03CH13-HY Condition: PEAK(UNII) 3m 9120D_02038 VERTICAL : RBW:1000.000kHz VBW:3000.000kHz SWT:Auto Freq Level Limit Line Margin Read Level Ant Factor Cable Loss Preamp Factor Aux Factor APos TPos Remark MHz dBuV/m dBuV/m dB dBuV dB/m dB dB dB cm deg 1 5300.00 106.14 ------ ------ 100.25 32.82 9.89 36.82 0.00 100 37 Peak
Avg	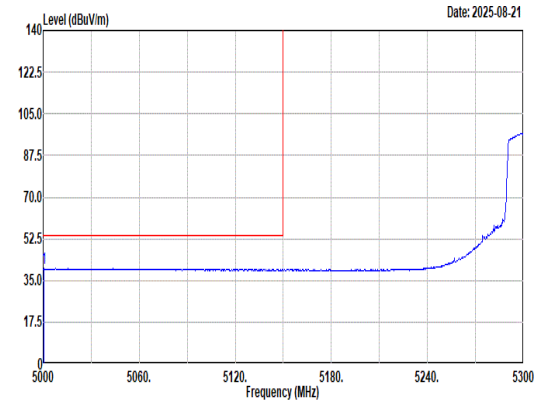 Site : 03CH13-HY Condition: AVG_BE_54 3m 9120D_02038 VERTICAL : RBW:1000.000kHz VBW:1.000kHz SWT:Auto Freq Level Limit Line Margin Read Level Ant Factor Cable Loss Preamp Factor Aux Factor APos TPos Remark MHz dBuV/m dBuV/m dB dBuV dB/m dB dB dB cm deg 1 5000.30 39.99 54.00 -14.01 34.20 33.10 9.56 36.87 0.00 100 37 Average	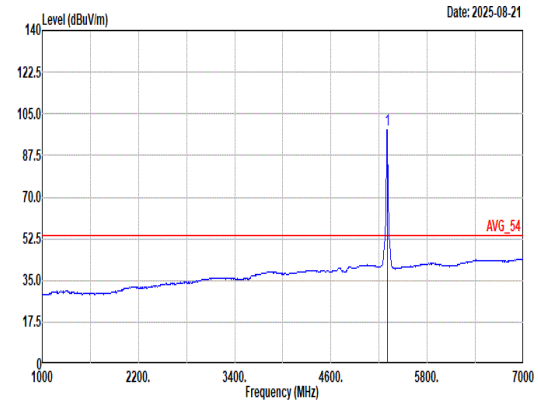 Site : 03CH13-HY Condition: AVG_54 3m 9120D_02038 VERTICAL : RBW:1000.000kHz VBW:1.000kHz SWT:Auto Freq Level Limit Line Margin Read Level Ant Factor Cable Loss Preamp Factor Aux Factor APos TPos Remark MHz dBuV/m dBuV/m dB dBuV dB/m dB dB dB cm deg 1 5300.00 98.14 ------ ------ 92.27 32.80 9.89 36.82 0.00 100 37 Average

Mode	18	
	Band Edge - R	
	U-NII-2A_5.25-5.35_802.11ax HE20_CH60_Full RU_5300MHz	
ANT	1	
Pol.	Vertical	Fundamental
Peak	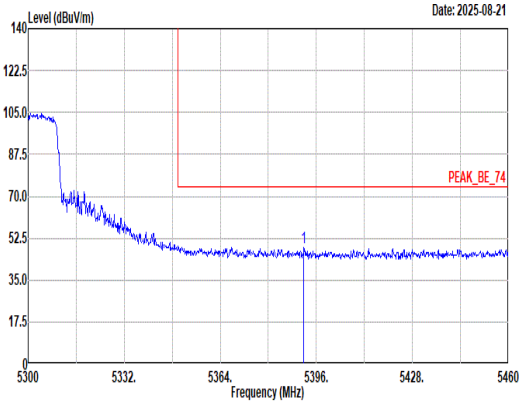 Site : 03CH13-HY Condition: PEAK_BE_74 3m 9120D_02038 VERTICAL : RBW:1000.000kHz VBW:3000.000kHz SWT:Auto Limit Read Ant Cable Preamp Aux APos TPos Freq Level Line Margin Level Factor Loss Factor Factor Remark MHz dBuV/m dBuV/m dB dBuV dB/m dB dB dB cm deg 1 5391.84 48.58 74.00 -25.42 42.59 32.82 9.98 36.81 0.00 100 37 Peak	Blank
Avg	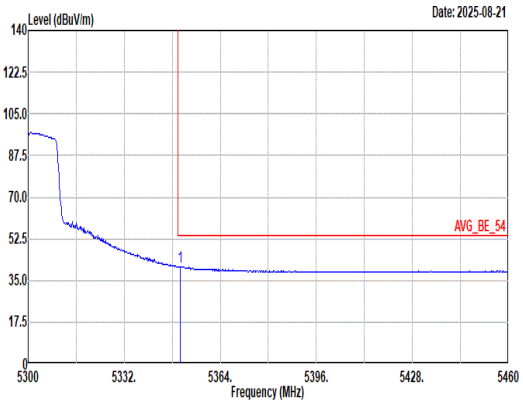 Site : 03CH13-HY Condition: AVG_BE_54 3m 9120D_02038 VERTICAL : RBW:1000.000kHz VBW:1.000kHz SWT:Auto Limit Read Ant Cable Preamp Aux APos TPos Freq Level Line Margin Level Factor Loss Factor Factor Remark MHz dBuV/m dBuV/m dB dBuV dB/m dB dB dB cm deg 1 5350.72 40.92 54.00 -13.08 34.89 32.90 9.94 36.81 0.00 100 37 Average	Blank

Mode	18	
	Harmonic	
	U-NII-2A_5.25-5.35_802.11ax HE20_CH60_Full RU_5300MHz	
ANT	1	
Pol.	Horizontal	Vertical
Peak Avg	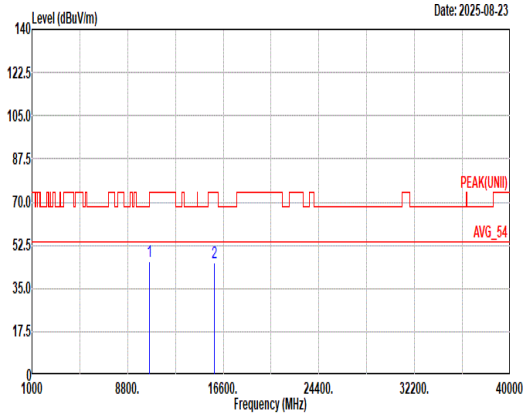 Site : 03CH13-HY Condition: PEAK(UNII) 3m 9120D_02038 HORIZONTAL Freq Level Limit Line Margin Read Level Ant Factor Cable Loss Preamp Factor Aux Factor APos TPos Remark MHz dBuV/m dBuV/m dB dBuV dB/m dB dB dB cm deg 1 10600.00 46.21 74.00 -27.79 48.37 38.80 15.00 56.54 0.58 -- -- Peak 2 15900.00 45.52 74.00 -28.48 44.02 38.30 18.56 55.88 0.52 -- -- Peak	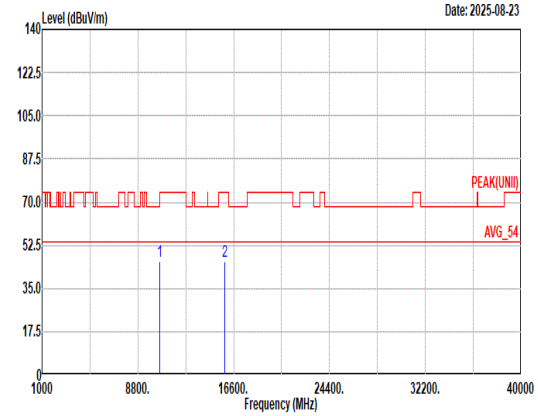 Site : 03CH13-HY Condition: PEAK(UNII) 3m 9120D_02038 VERTICAL Freq Level Limit Line Margin Read Level Ant Factor Cable Loss Preamp Factor Aux Factor APos TPos Remark MHz dBuV/m dBuV/m dB dBuV dB/m dB dB dB cm deg 1 10600.00 45.87 74.00 -28.13 48.03 38.80 15.00 56.54 0.58 -- -- Peak 2 15900.00 45.95 74.00 -28.05 44.45 38.30 18.56 55.88 0.52 -- -- Peak

Mode	19	
	Band Edge	
	U-NII-2A_5.25-5.35_802.11ax HE20_CH64_Full RU_5320MHz	
ANT	1	
Pol.	Horizontal	Fundamental
Peak	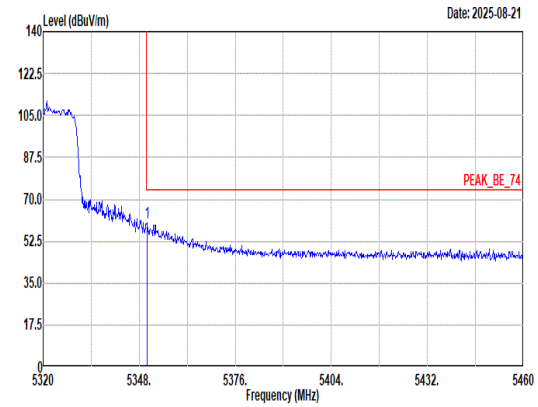 Site : 03CH13-HY Condition: PEAK_BE_74 3m 9120D_02038 HORIZONTAL : RBW:1000.000kHz VBW:3000.000kHz SWT:Auto Freq Level Limit Line Margin Read Level Ant Factor Cable Loss Preamp Factor Aux Factor APos TPos Remark MHz dBuV/m dBuV/m dB dBuV dB/m dB dB dB cm deg 1 5350.38 60.02 74.00 -13.98 53.99 32.90 9.94 36.81 0.00 370 101 Peak	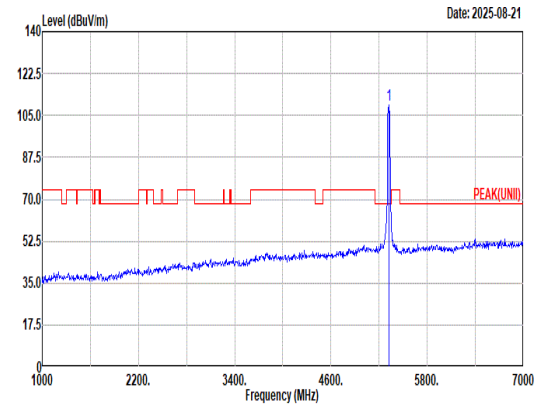 Site : 03CH13-HY Condition: PEAK(UNII) 3m 9120D_02038 HORIZONTAL : RBW:1000.000kHz VBW:3000.000kHz SWT:Auto Freq Level Limit Line Margin Read Level Ant Factor Cable Loss Preamp Factor Aux Factor APos TPos Remark MHz dBuV/m dBuV/m dB dBuV dB/m dB dB dB cm deg 1 5320.00 109.30 ------ ------ 103.37 32.84 9.91 36.82 0.00 370 101 Peak
Avg	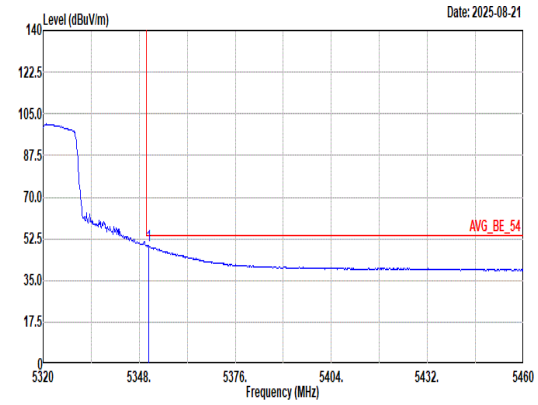 Site : 03CH13-HY Condition: AVG_BE_54 3m 9120D_02038 HORIZONTAL : RBW:1000.000kHz VBW:1.000kHz SWT:Auto Freq Level Limit Line Margin Read Level Ant Factor Cable Loss Preamp Factor Aux Factor APos TPos Remark MHz dBuV/m dBuV/m dB dBuV dB/m dB dB dB cm deg 1 5350.80 49.91 54.00 -4.09 43.88 32.90 9.94 36.81 0.00 370 101 Average	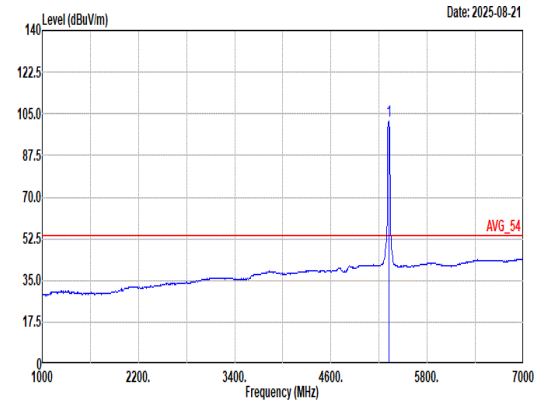 Site : 03CH13-HY Condition: AVG_54 3m 9120D_02038 HORIZONTAL : RBW:1000.000kHz VBW:1.000kHz SWT:Auto Freq Level Limit Line Margin Read Level Ant Factor Cable Loss Preamp Factor Aux Factor APos TPos Remark MHz dBuV/m dBuV/m dB dBuV dB/m dB dB dB cm deg 1 5320.00 101.78 ------ ------ 95.85 32.84 9.91 36.82 0.00 370 101 Average

Mode	19	
	Band Edge	
	U-NII-2A_5.25-5.35_802.11ax HE20_CH64_Full RU_5320MHz	
ANT	1	
Pol.	Vertical	Fundamental
Peak	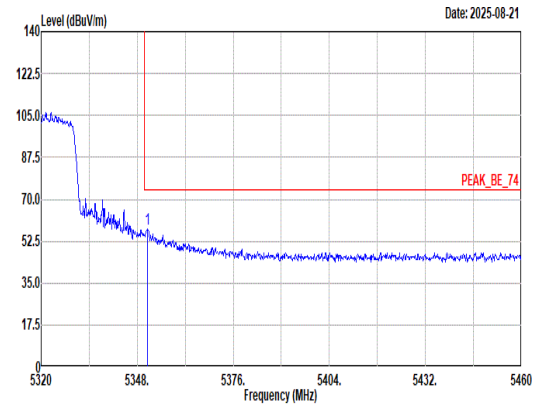 Site : 03CH13-HY Condition: PEAK_BE_74 3m 9120D_02038 VERTICAL : RBW:1000.000kHz VBW:3000.000kHz SWT:Auto Freq Level Limit Line Margin Read Level Ant Factor Cable Loss Preamp Factor Aux Factor APos TPos Remark 1 5350.94 57.76 74.00 -16.24 51.73 32.90 9.94 36.81 0.00 100 210 Peak	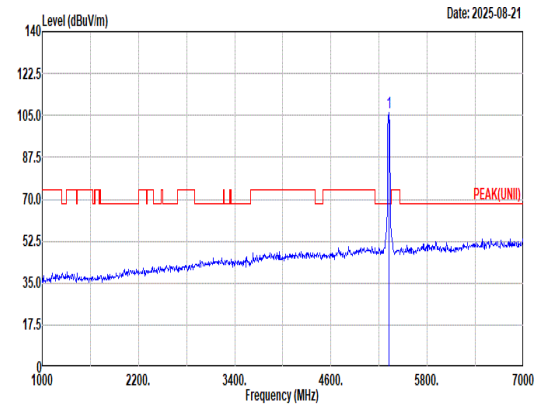 Site : 03CH13-HY Condition: PEAK(UNII) 3m 9120D_02038 VERTICAL : RBW:1000.000kHz VBW:3000.000kHz SWT:Auto Freq Level Limit Line Margin Read Level Ant Factor Cable Loss Preamp Factor Aux Factor APos TPos Remark 1 5320.00 106.43 ------ ------ 100.48 32.85 9.92 36.82 0.00 100 210 Peak
Avg	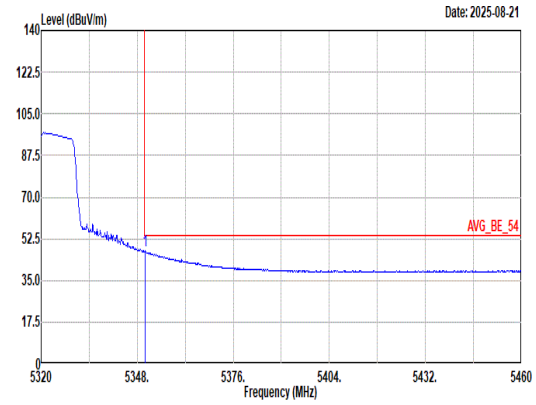 Site : 03CH13-HY Condition: AVG_BE_54 3m 9120D_02038 VERTICAL : RBW:1000.000kHz VBW:1.000kHz SWT:Auto Freq Level Limit Line Margin Read Level Ant Factor Cable Loss Preamp Factor Aux Factor APos TPos Remark 1 5350.24 47.30 54.00 -6.70 41.27 32.90 9.94 36.81 0.00 100 210 Average	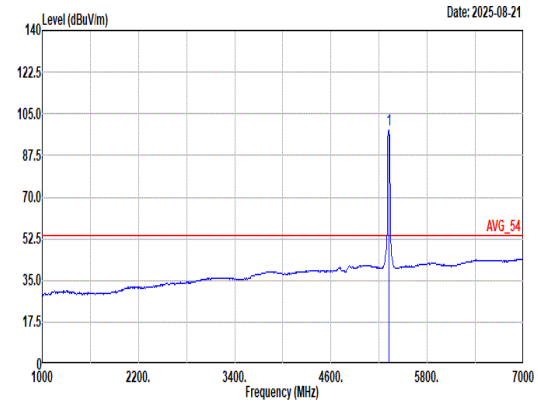 Site : 03CH13-HY Condition: AVG_54 3m 9120D_02038 VERTICAL : RBW:1000.000kHz VBW:1.000kHz SWT:Auto Freq Level Limit Line Margin Read Level Ant Factor Cable Loss Preamp Factor Aux Factor APos TPos Remark 1 5320.00 98.19 ------ ------ 92.26 32.84 9.91 36.82 0.00 100 210 Average

Mode	19	
	Harmonic	
	U-NII-2A_5.25-5.35_802.11ax HE20_CH64_Full RU_5320MHz	
ANT	1	
Pol.	Horizontal	Vertical
Peak Avg	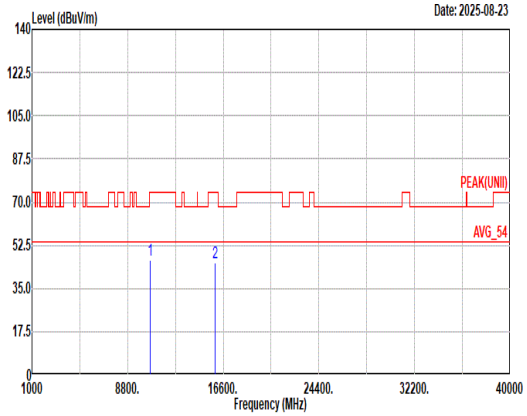 Site : 03CH13-HY Condition: PEAK(UNII) 3m 9120D_02038 HORIZONTAL Freq Level Limit Line Margin Read Level Ant Factor Cable Loss Preamp Factor Aux Factor APos TPos Remark MHz dBuV/m dBuV/m dB dBuV dB/m dB dB dB cm deg 1 10640.00 46.67 74.00 -27.33 48.62 38.96 15.03 56.52 0.58 -- -- Peak 2 15960.00 45.38 74.00 -28.62 43.94 38.16 18.59 55.82 0.51 -- -- Peak	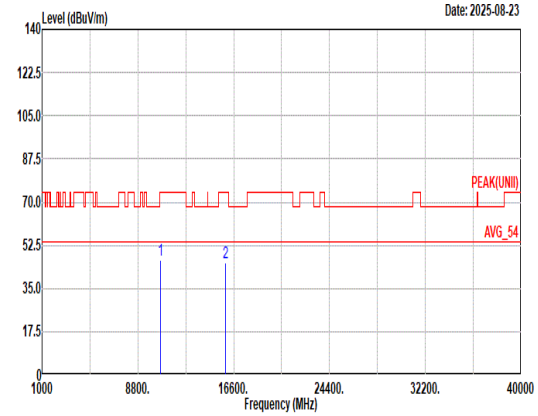 Site : 03CH13-HY Condition: PEAK(UNII) 3m 9120D_02038 VERTICAL Freq Level Limit Line Margin Read Level Ant Factor Cable Loss Preamp Factor Aux Factor APos TPos Remark MHz dBuV/m dBuV/m dB dBuV dB/m dB dB dB cm deg 1 10640.00 46.37 74.00 -27.63 48.32 38.96 15.03 56.52 0.58 -- -- Peak 2 15960.00 45.49 74.00 -28.51 44.05 38.16 18.59 55.82 0.51 -- -- Peak

Mode	20	
	Band Edge	
	U-NII-2A_5.25-5.35_802.11ax HE20_CH64_Partial RU106/54_5320MHz	
ANT	1	
Pol.	Horizontal	Fundamental
Peak	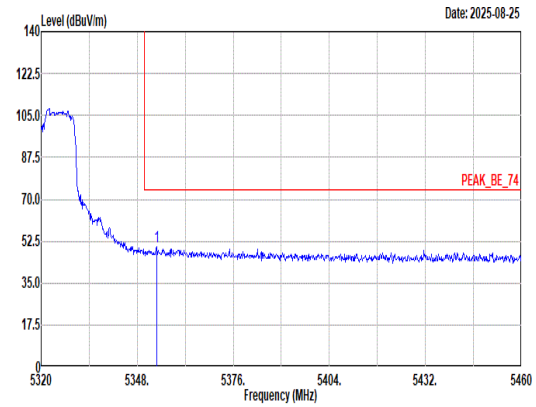 Site : 03CH13-HY Condition: PEAK_BE_74 3m 9120D_02038 HORIZONTAL : RBW:1000.000kHz VBW:3000.000kHz SWT:Auto Freq Level Limit Line Margin Read Level Ant Factor Cable Loss Preamp Factor Aux Factor APos TPos Remark MHz dBuV/m dBuV/m dB dBuV dB/m dB dB dB cm deg 1 5353.60 49.94 74.00 -24.06 43.92 32.89 9.94 36.81 0.00 400 101 Peak	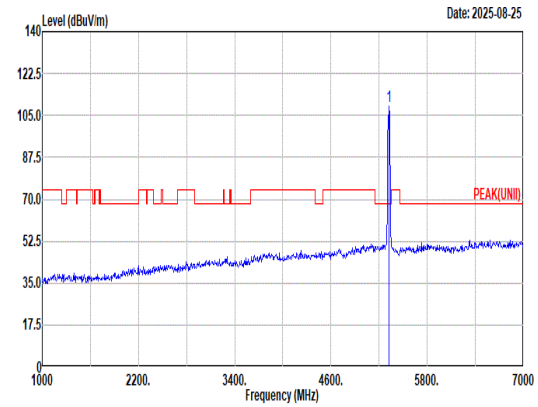 Site : 03CH13-HY Condition: PEAK(UNII) 3m 9120D_02038 HORIZONTAL : RBW:1000.000kHz VBW:3000.000kHz SWT:Auto Freq Level Limit Line Margin Read Level Ant Factor Cable Loss Preamp Factor Aux Factor APos TPos Remark MHz dBuV/m dBuV/m dB dBuV dB/m dB dB dB cm deg 1 5320.00 108.83 ------ ------ 102.88 32.85 9.92 36.82 0.00 400 101 Peak
Avg	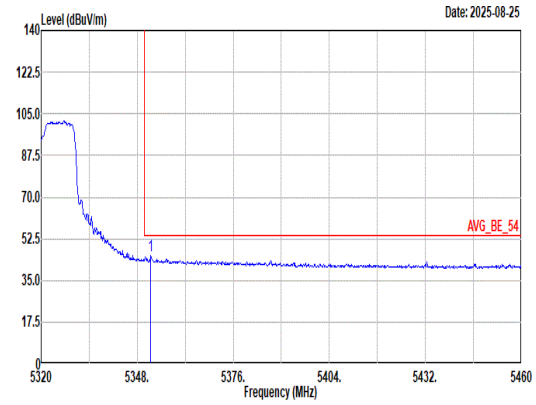 Site : 03CH13-HY Condition: AVG_BE_54 3m 9120D_02038 HORIZONTAL : RBW:1000.000kHz VBW:10.000kHz SWT:Auto Freq Level Limit Line Margin Read Level Ant Factor Cable Loss Preamp Factor Aux Factor APos TPos Remark MHz dBuV/m dBuV/m dB dBuV dB/m dB dB dB cm deg 1 5351.92 45.68 54.00 -8.32 39.65 32.90 9.94 36.81 0.00 400 101 Average	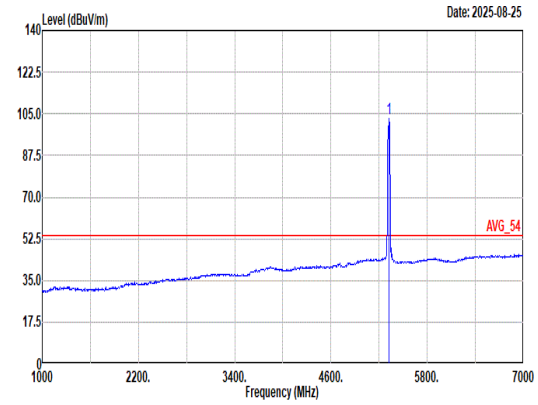 Site : 03CH13-HY Condition: AVG_54 3m 9120D_02038 HORIZONTAL : RBW:1000.000kHz VBW:10.000kHz SWT:Auto Freq Level Limit Line Margin Read Level Ant Factor Cable Loss Preamp Factor Aux Factor APos TPos Remark MHz dBuV/m dBuV/m dB dBuV dB/m dB dB dB cm deg 1 5320.00 102.96 ------ ------ 97.01 32.85 9.92 36.82 0.00 400 101 Average

Mode	20	
	Band Edge	
	U-NII-2A_5.25-5.35_802.11ax HE20_CH64_Partial RU106/54_5320MHz	
ANT	1	
Pol.	Vertical	Fundamental
Peak	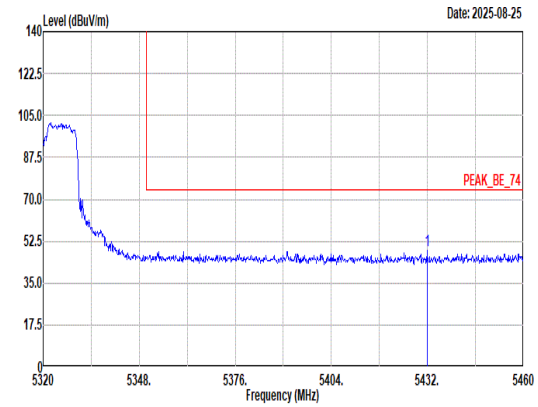 Site : 03CH13-HY Condition: PEAK_BE_74 3m 9120D_02038 VERTICAL : RBW:1000.000kHz VBW:3000.000kHz SWT:Auto Freq Level Limit Line Margin Read Level Ant Factor Cable Loss Preamp Factor Aux Factor APos TPos Remark MHz dBuV/m dBuV/m dB dBuV dB/m dB dB dB cm deg 1 5431.86 48.48 74.00 -25.52 42.46 32.80 10.02 36.80 0.00 200 35 Peak	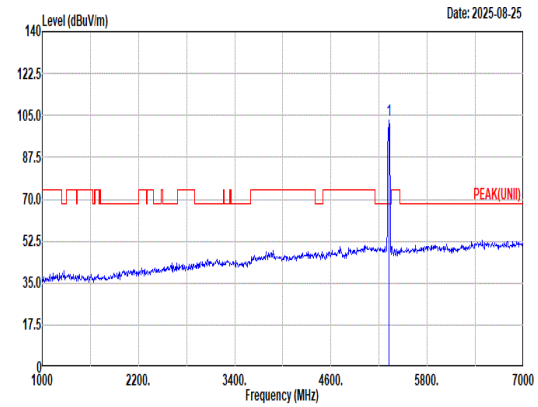 Site : 03CH13-HY Condition: PEAK(UNII) 3m 9120D_02038 VERTICAL : RBW:1000.000kHz VBW:3000.000kHz SWT:Auto Freq Level Limit Line Margin Read Level Ant Factor Cable Loss Preamp Factor Aux Factor APos TPos Remark MHz dBuV/m dBuV/m dB dBuV dB/m dB dB dB cm deg 1 5320.00 103.26 ------ ------ 97.31 32.85 9.92 36.82 0.00 200 35 Peak
Avg	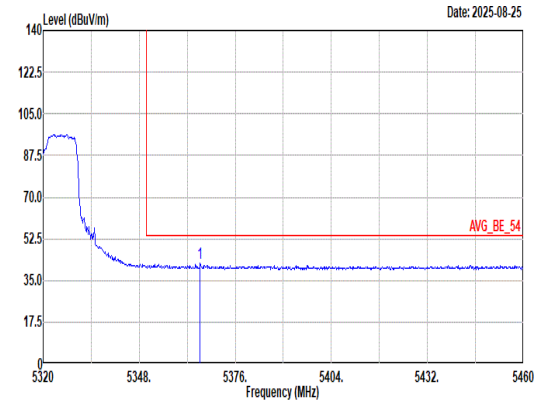 Site : 03CH13-HY Condition: AVG_BE_54 3m 9120D_02038 VERTICAL : RBW:1000.000kHz VBW:10.000kHz SWT:Auto Freq Level Limit Line Margin Read Level Ant Factor Cable Loss Preamp Factor Aux Factor APos TPos Remark MHz dBuV/m dBuV/m dB dBuV dB/m dB dB dB cm deg 1 5365.78 42.15 54.00 -11.85 36.13 32.87 9.96 36.81 0.00 200 35 Average	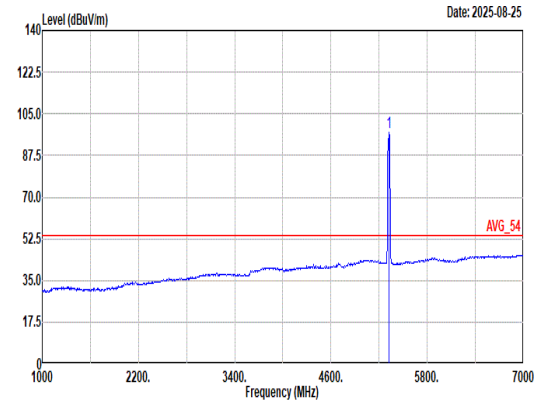 Site : 03CH13-HY Condition: AVG_54 3m 9120D_02038 VERTICAL : RBW:1000.000kHz VBW:10.000kHz SWT:Auto Freq Level Limit Line Margin Read Level Ant Factor Cable Loss Preamp Factor Aux Factor APos TPos Remark MHz dBuV/m dBuV/m dB dBuV dB/m dB dB dB cm deg 1 5320.00 97.44 ------ ------ 91.49 32.85 9.92 36.82 0.00 200 35 Average

Mode	21	
	Band Edge	
	U-NII-2C_5.47-5.725_802.11a_CH100_5500MHz	
ANT	1	
Pol.	Horizontal	Fundamental
Peak	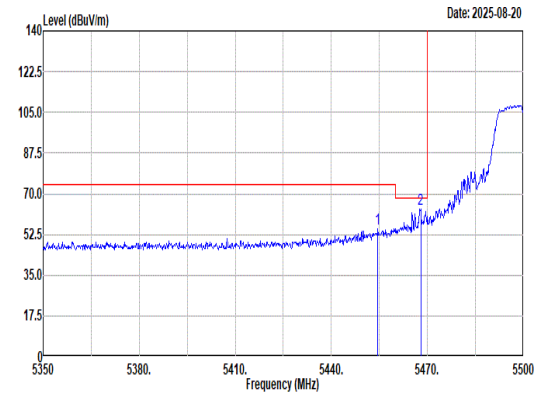 Site : 03CH13-HY Condition: PEAK_BE(UNII)_B3 3m 9120D_02038 HORIZONTAL : RBW:1000.000kHz VBW:3000.000kHz SWT:Auto Freq Level Limit Line Margin Read Level Ant Factor Cable Loss Preamp Factor Aux Factor APos TPos Remark MHz dBuV/m dBuV/m dB dBuV dB/m dB dB dB cm deg 1 5454.55 55.03 74.00 -18.97 48.98 32.81 10.04 36.80 0.00 300 163 Peak 2 5467.90 63.55 68.20 -4.65 57.46 32.84 10.05 36.80 0.00 300 163 Peak	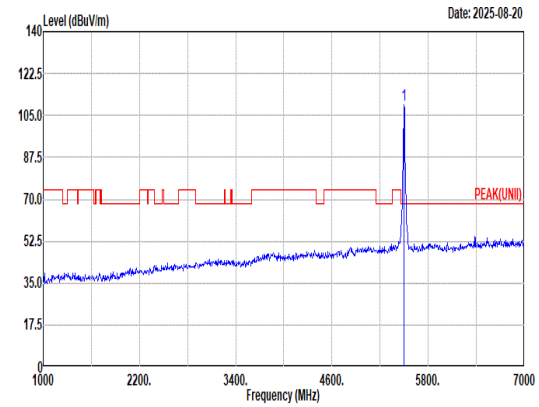 Site : 03CH13-HY Condition: PEAK(UNII) 3m 9120D_02038 HORIZONTAL : RBW:1000.000kHz VBW:3000.000kHz SWT:Auto Freq Level Limit Line Margin Read Level Ant Factor Cable Loss Preamp Factor Aux Factor APos TPos Remark MHz dBuV/m dBuV/m dB dBuV dB/m dB dB dB cm deg 1 5500.00 109.50 ------ ------ 103.31 32.90 10.08 36.79 0.00 300 163 Peak
Avg	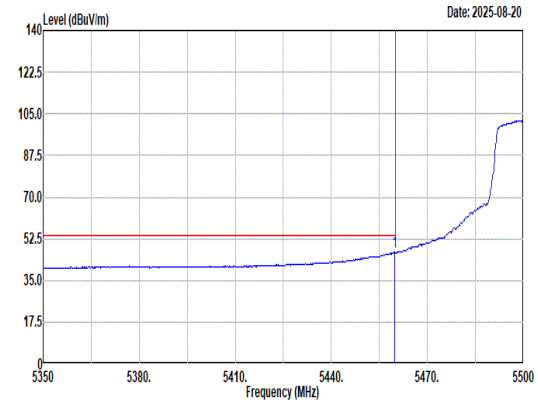 Site : 03CH13-HY Condition: AVG_BE(UNII)_B3 3m 9120D_02038 HORIZONTAL : RBW:1000.000kHz VBW:1.000kHz SWT:Auto Freq Level Limit Line Margin Read Level Ant Factor Cable Loss Preamp Factor Aux Factor APos TPos Remark MHz dBuV/m dBuV/m dB dBuV dB/m dB dB dB cm deg 1 5459.80 46.89 54.00 -7.11 40.83 32.82 10.04 36.80 0.00 300 163 Average	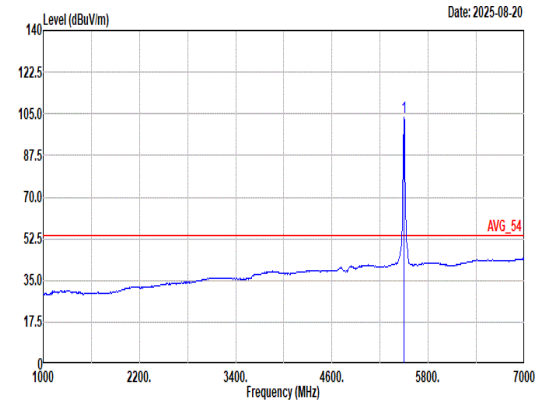 Site : 03CH13-HY Condition: AVG_54 3m 9120D_02038 HORIZONTAL : RBW:1000.000kHz VBW:1.000kHz SWT:Auto Freq Level Limit Line Margin Read Level Ant Factor Cable Loss Preamp Factor Aux Factor APos TPos Remark MHz dBuV/m dBuV/m dB dBuV dB/m dB dB dB cm deg 1 5500.00 103.40 ------ ------ 97.21 32.90 10.08 36.79 0.00 300 163 Average

Mode	21	
	Band Edge	
	U-NII-2C_5.47-5.725_802.11a_CH100_5500MHz	
ANT	1	
Pol.	Vertical	Fundamental
Peak	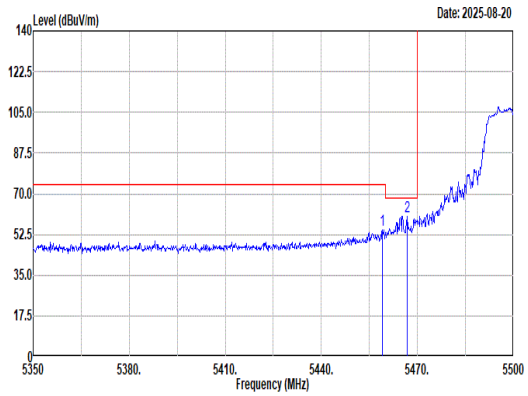 Site : 03CH13-HY Condition: PEAK_BE(UNII)_B3 3m 9120D_02038 VERTICAL : RBW:1000.000kHz VBW:3000.000kHz SWT:Auto Freq Level Limit Line Margin Read Level Ant Factor Cable Loss Preamp Factor Aux Factor APos TPos Remark MHz dBuV/m dBuV/m dB dBuV dB/m dB dB dB cm deg 1 5459.05 54.52 74.00 -19.48 48.46 32.82 10.04 36.80 0.00 100 216 Peak 2 5466.85 60.36 68.20 -7.84 54.28 32.83 10.05 36.80 0.00 100 216 Peak	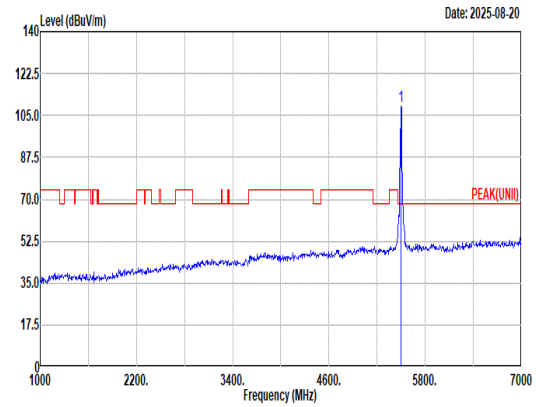 Site : 03CH13-HY Condition: PEAK(UNII) 3m 9120D_02038 VERTICAL : RBW:1000.000kHz VBW:3000.000kHz SWT:Auto Freq Level Limit Line Margin Read Level Ant Factor Cable Loss Preamp Factor Aux Factor APos TPos Remark MHz dBuV/m dBuV/m dB dBuV dB/m dB dB dB cm deg 1 5500.00 108.88 ------ ------ 102.69 32.90 10.08 36.79 0.00 100 216 Peak
Avg	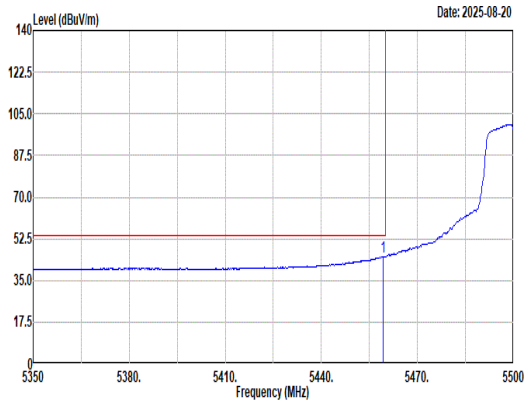 Site : 03CH13-HY Condition: AVG_BE(UNII)_B3 3m 9120D_02038 VERTICAL : RBW:1000.000kHz VBW:1.000kHz SWT:Auto Freq Level Limit Line Margin Read Level Ant Factor Cable Loss Preamp Factor Aux Factor APos TPos Remark MHz dBuV/m dBuV/m dB dBuV dB/m dB dB dB cm deg 1 5459.20 45.05 54.00 -8.95 38.99 32.82 10.04 36.80 0.00 100 216 Average	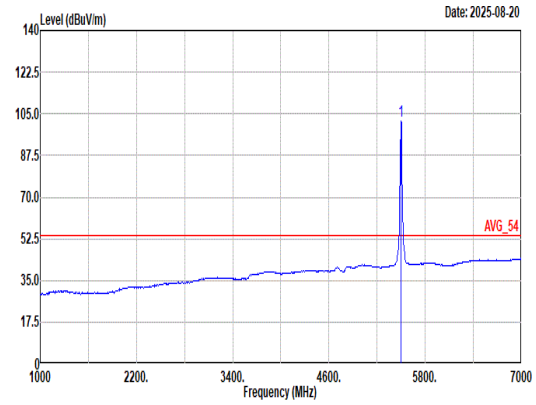 Site : 03CH13-HY Condition: AVG_54 3m 9120D_02038 VERTICAL : RBW:1000.000kHz VBW:1.000kHz SWT:Auto Freq Level Limit Line Margin Read Level Ant Factor Cable Loss Preamp Factor Aux Factor APos TPos Remark MHz dBuV/m dBuV/m dB dBuV dB/m dB dB dB cm deg 1 5500.00 102.03 ------ ------ 95.84 32.90 10.08 36.79 0.00 100 216 Average

Mode	21	
	Harmonic	
	U-NII-2C_5.47-5.725_802.11a_CH100_5500MHz	
ANT	1	
Pol.	Horizontal	Vertical
Peak Avg	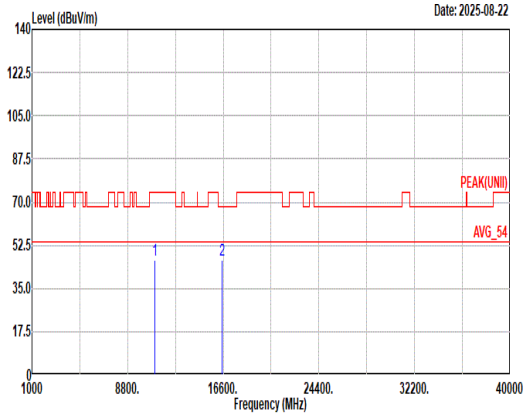 Site : 03CH13-HY Condition: PEAK(UNII) 3m 9120D_02038 HORIZONTAL Freq Level Limit Line Margin Read Level Ant Factor Cable Loss Preamp Factor Aux Factor APos TPos Remark MHz dBuV/m dBuV/m dB dBuV dB/m dB dB dB cm deg 1 11000.00 46.40 74.00 -27.60 48.30 38.60 15.29 56.31 0.52 -- -- Peak 2 16500.00 46.46 68.20 -21.74 43.79 38.60 18.92 55.41 0.56 -- -- Peak	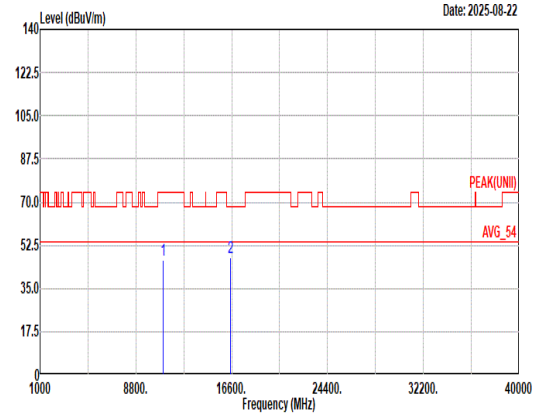 Site : 03CH13-HY Condition: PEAK(UNII) 3m 9120D_02038 VERTICAL Freq Level Limit Line Margin Read Level Ant Factor Cable Loss Preamp Factor Aux Factor APos TPos Remark MHz dBuV/m dBuV/m dB dBuV dB/m dB dB dB cm deg 1 11000.00 46.73 74.00 -27.27 48.63 38.60 15.29 56.31 0.52 -- -- Peak 2 16500.00 47.59 68.20 -20.61 44.92 38.60 18.92 55.41 0.56 -- -- Peak

Mode	22
	Band Edge - L
	U-NII-2C_5.47-5.725_802.11a_CH116_5580MHz
ANT	1

Pol.	Horizontal	Fundamental
Peak	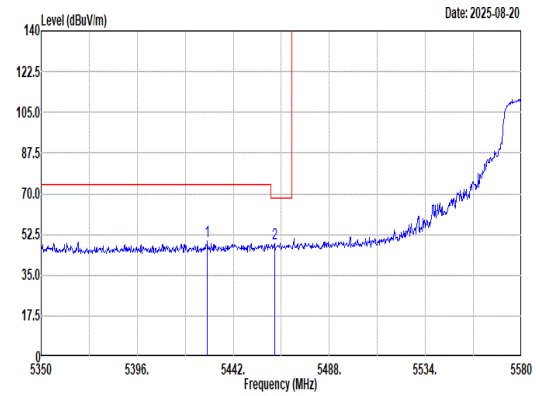 Site : 03CH13-HY Condition: PEAK_BE(UNII)_B3 3m 9120D_02038 HORIZONTAL : RBW:1000.000kHz VBW:3000.000kHz SWT:Auto Freq Level Limit Line Margin Read Level Ant Factor Cable Loss Preamp Factor Aux Factor APos TPos Remark MHz dBuV/m dBuV/m dB dBuV dB/m dB dB dB cm deg 1 5429.58 49.65 74.00 -24.35 43.63 32.80 10.02 36.80 0.00 100 241 Peak 2 5461.78 48.56 68.20 -19.64 42.49 32.82 10.05 36.80 0.00 100 241 Peak	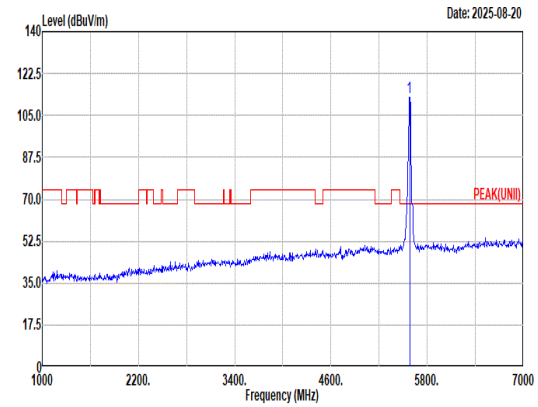 Site : 03CH13-HY Condition: PEAK(UNII) 3m 9120D_02038 HORIZONTAL : RBW:1000.000kHz VBW:3000.000kHz SWT:Auto Freq Level Limit Line Margin Read Level Ant Factor Cable Loss Preamp Factor Aux Factor APos TPos Remark MHz dBuV/m dBuV/m dB dBuV dB/m dB dB dB cm deg 1 5580.00 112.56 ------ ------ 106.44 32.80 10.15 36.83 0.00 100 241 Peak
Avg	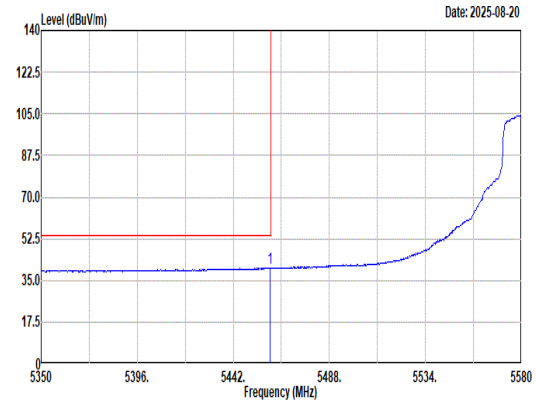 Site : 03CH13-HY Condition: AVG_BE(UNII)_B3 3m 9120D_02038 HORIZONTAL : RBW:1000.000kHz VBW:1.000kHz SWT:Auto Freq Level Limit Line Margin Read Level Ant Factor Cable Loss Preamp Factor Aux Factor APos TPos Remark MHz dBuV/m dBuV/m dB dBuV dB/m dB dB dB cm deg 1 5459.48 40.16 54.00 -13.84 34.10 32.82 10.04 36.80 0.00 100 241 Average	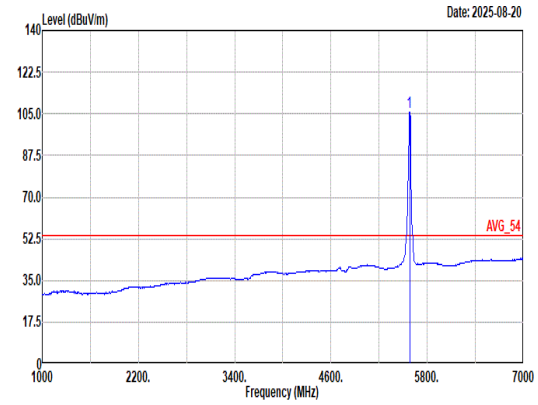 Site : 03CH13-HY Condition: AVG_54 3m 9120D_02038 HORIZONTAL : RBW:1000.000kHz VBW:1.000kHz SWT:Auto Freq Level Limit Line Margin Read Level Ant Factor Cable Loss Preamp Factor Aux Factor APos TPos Remark MHz dBuV/m dBuV/m dB dBuV dB/m dB dB dB cm deg 1 5580.00 105.58 ------ ------ 99.46 32.80 10.16 36.84 0.00 100 241 Average

Mode	22	
	Band Edge - R	
	U-NII-2C_5.47-5.725_802.11a_CH116_5580MHz	
ANT	1	
Pol.	Horizontal	Fundamental
Peak	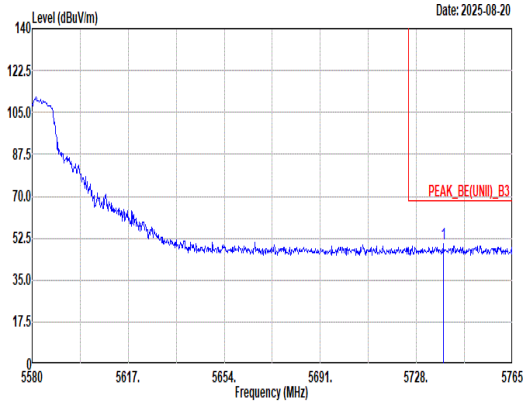 Site : 03CH13-HY Condition: PEAK_BE(UNII)_B3 3m 9120D_02038 HORIZONTAL : RBW:1000.000kHz VBW:3000.000kHz SWT:Auto Freq Level Limit Line Margin Read Level Ant Factor Cable Loss Preamp Factor Aux Factor APos TPos Remark MHz dBuV/m dBuV/m dB dBuV dB/m dB dB dB cm deg 1 5738.36 50.08 68.20 -18.12 43.26 33.45 10.29 36.92 0.00 100 241 Peak	Blank

Mode	22	
	Band Edge - L	
	U-NII-2C_5.47-5.725_802.11a_CH116_5580MHz	
ANT	1	
Pol.	Vertical	Fundamental
Peak	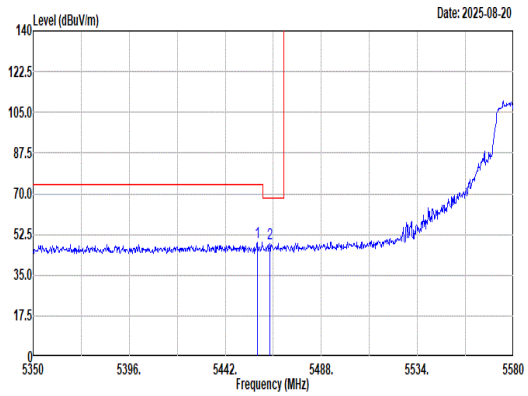 Site : 03CH13-HY Condition: PEAK_BE(UNII)_B3 3m 9120D_02038 VERTICAL : RBW:1000.000kHz VBW:3000.000kHz SWT:Auto Freq Level Limit Line Margin Read Level Ant Factor Cable Loss Preamp Factor Aux Factor APos TPos Remark MHz dBuV/m dBuV/m dB dBuV dB/m dB dB dB cm deg 1 5457.41 49.31 74.00 -24.69 43.26 32.81 10.04 36.80 0.00 100 209 Peak 2 5463.39 48.71 68.20 -19.49 42.63 32.83 10.05 36.80 0.00 100 209 Peak	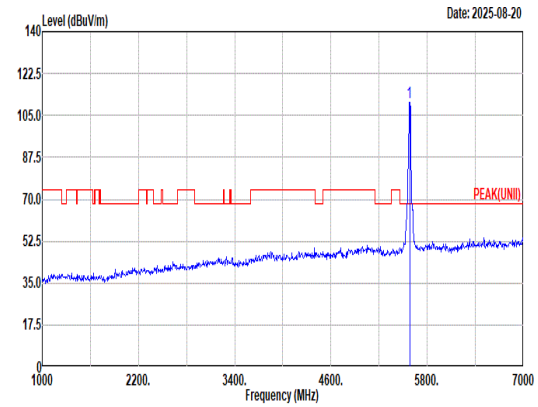 Site : 03CH13-HY Condition: PEAK(UNII) 3m 9120D_02038 VERTICAL : RBW:1000.000kHz VBW:3000.000kHz SWT:Auto Freq Level Limit Line Margin Read Level Ant Factor Cable Loss Preamp Factor Aux Factor APos TPos Remark MHz dBuV/m dBuV/m dB dBuV dB/m dB dB dB cm deg 1 5580.00 110.45 ------ ------ 104.33 32.80 10.15 36.83 0.00 100 209 Peak
Avg	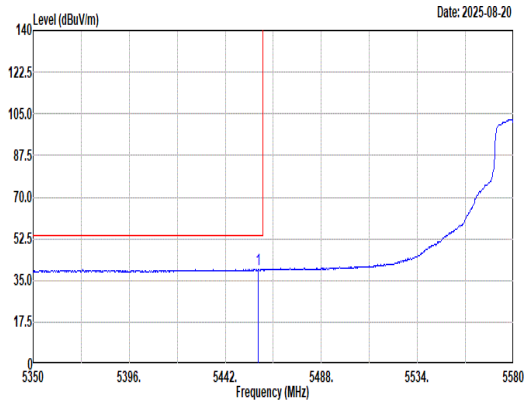 Site : 03CH13-HY Condition: AVG_BE(UNII)_B3 3m 9120D_02038 VERTICAL : RBW:1000.000kHz VBW:1.000kHz SWT:Auto Freq Level Limit Line Margin Read Level Ant Factor Cable Loss Preamp Factor Aux Factor APos TPos Remark MHz dBuV/m dBuV/m dB dBuV dB/m dB dB dB cm deg 1 5457.87 39.64 54.00 -14.36 33.58 32.82 10.04 36.80 0.00 100 209 Average	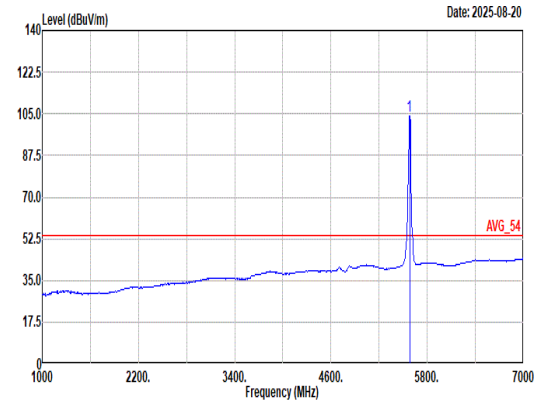 Site : 03CH13-HY Condition: AVG_54 3m 9120D_02038 VERTICAL : RBW:1000.000kHz VBW:1.000kHz SWT:Auto Freq Level Limit Line Margin Read Level Ant Factor Cable Loss Preamp Factor Aux Factor APos TPos Remark MHz dBuV/m dBuV/m dB dBuV dB/m dB dB dB cm deg 1 5580.00 104.06 ------ ------ 97.94 32.80 10.15 36.83 0.00 100 209 Average

Mode	22	
	Band Edge - R	
	U-NII-2C_5.47-5.725_802.11a_CH116_5580MHz	
ANT	1	
Pol.	Vertical	Fundamental
Peak	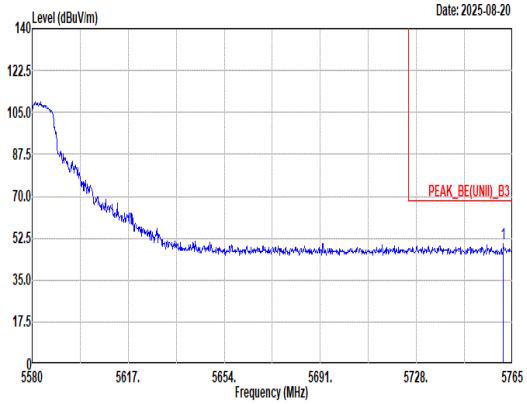 Site : 03CH13-HY Condition: PEAK_BE(UNII)_B3 3m 9120D_02038 VERTICAL : RBW:1000.000kHz VBW:3000.000kHz SWT:Auto Freq Level Limit Line Margin Read Level Ant Factor Cable Loss Preamp Factor Aux Factor APos TPos Remark MHz dBuV/m dBuV/m dB dBuV dB/m dB dB dB cm deg 1 5761.49 49.95 68.20 -18.25 43.00 33.57 10.31 36.93 0.00 100 209 Peak	Blank

Mode	22	
	Harmonic	
	U-NII-2C_5.47-5.725_802.11a_CH116_5580MHz	
ANT	1	
Pol.	Horizontal	Vertical
Peak Avg	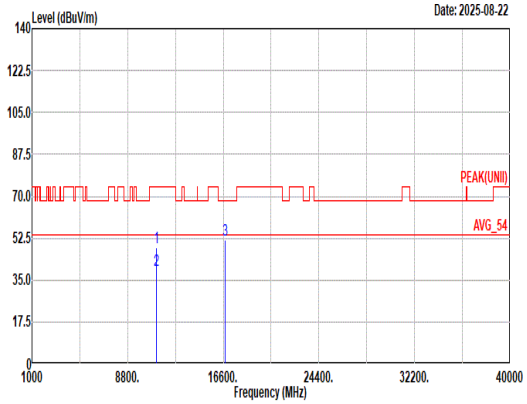 Site : 03CH13-HY Condition: PEAK(UNII) 3m 9120D_02038 HORIZONTAL Freq Level Limit Line Margin Read Level Ant Factor Cable Loss Preamp Factor Aux Factor APos TPos Remark MHz dBuV/m dBuV/m dB dBuV dB/m dB dB dB cm deg 1 11160.00 48.41 74.00 -25.59 50.09 38.62 15.41 56.20 0.49 100 238 Peak 2 11160.00 38.98 54.00 -15.02 40.66 38.62 15.41 56.20 0.49 100 238 Average 3 16740.00 51.72 68.20 -16.48 49.44 38.24 19.07 55.61 0.58 188 10 Peak	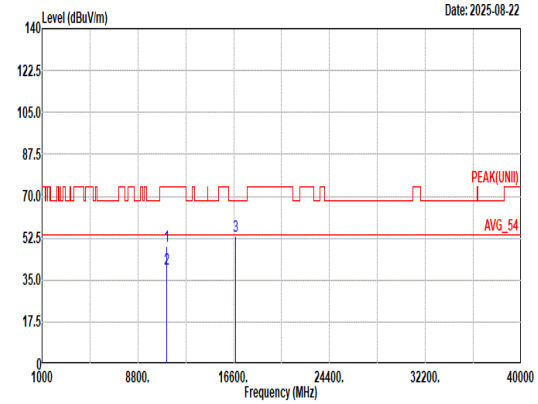 Site : 03CH13-HY Condition: PEAK(UNII) 3m 9120D_02038 VERTICAL Freq Level Limit Line Margin Read Level Ant Factor Cable Loss Preamp Factor Aux Factor APos TPos Remark MHz dBuV/m dBuV/m dB dBuV dB/m dB dB dB cm deg 1 11160.00 49.39 74.00 -24.61 51.07 38.62 15.41 56.20 0.49 100 284 Peak 2 11160.00 39.62 54.00 -14.38 41.30 38.62 15.41 56.20 0.49 100 284 Average 3 16740.00 53.39 68.20 -14.81 51.11 38.24 19.07 55.61 0.58 217 9 Peak

Mode	23	
	Band Edge	
	U-NII-2C_5.47-5.725_802.11a_CH140_5700MHz	
ANT	1	
Pol.	Horizontal	Fundamental
Peak	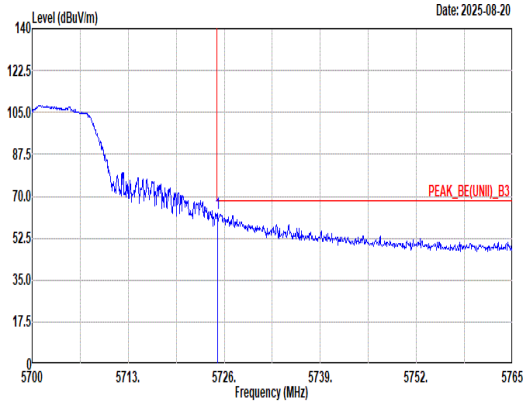 Site : 03CH13-HY Condition: PEAK_BE(UNII)_B3 3m 9120D_02038 HORIZONTAL : RBW:1000.000kHz VBW:3000.000kHz SWT:Auto Freq Level Limit Line Margin Read Level Ant Factor Cable Loss Preamp Factor Aux Factor APos TPos Remark MHz dBuV/m dBuV/m dB dBuV dB/m dB dB dB cm deg 1 5725.09 62.93 68.20 -5.27 56.16 33.40 10.28 36.91 0.00 100 148 Peak	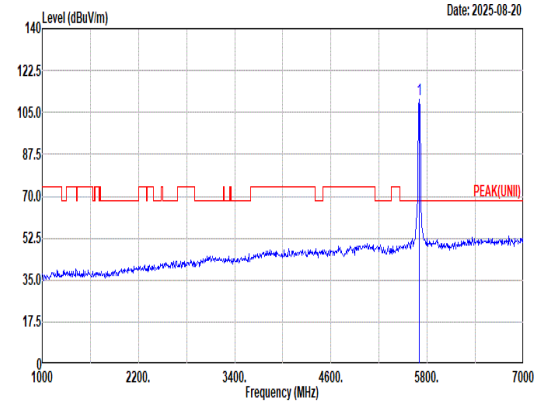 Site : 03CH13-HY Condition: PEAK(UNII) 3m 9120D_02038 HORIZONTAL : RBW:1000.000kHz VBW:3000.000kHz SWT:Auto Freq Level Limit Line Margin Read Level Ant Factor Cable Loss Preamp Factor Aux Factor APos TPos Remark MHz dBuV/m dBuV/m dB dBuV dB/m dB dB dB cm deg 1 5700.00 110.41 ------ ------ 103.73 33.32 10.26 36.90 0.00 100 148 Peak
Avg	Blank	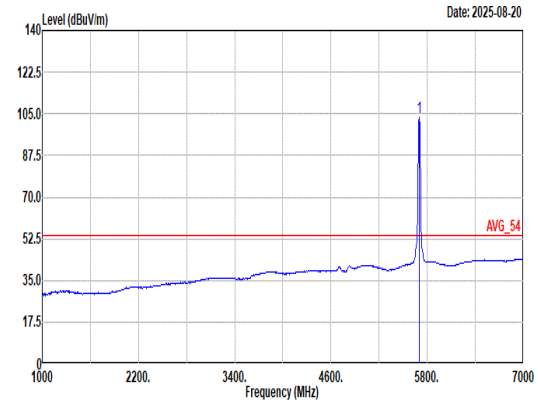 Site : 03CH13-HY Condition: AVG_54 3m 9120D_02038 HORIZONTAL : RBW:1000.000kHz VBW:1.000kHz SWT:Auto Freq Level Limit Line Margin Read Level Ant Factor Cable Loss Preamp Factor Aux Factor APos TPos Remark MHz dBuV/m dBuV/m dB dBuV dB/m dB dB dB cm deg 1 5700.00 103.29 ------ ------ 96.66 33.28 10.25 36.90 0.00 100 148 Average

Mode	23	
	Band Edge	
	U-NII-2C_5.47-5.725_802.11a_CH140_5700MHz	
ANT	1	
Pol.	Vertical	Fundamental
Peak	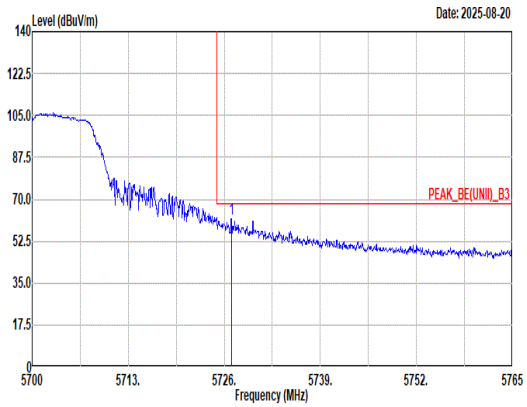 Site : 03CH13-HY Condition: PEAK_BE(UNII)_B3 3m 9120D_02038 VERTICAL : RBW:1000.000kHz VBW:3000.000kHz SWT:Auto Freq Level Limit Line Margin Read Level Ant Factor Cable Loss Preamp Factor Aux Factor APos TPos Remark MHz dBuV/m dBuV/m dB dBuV dB/m dB dB dB cm deg 1 5726.98 62.03 68.20 -6.17 55.25 33.41 10.28 36.91 0.00 380 192 Peak	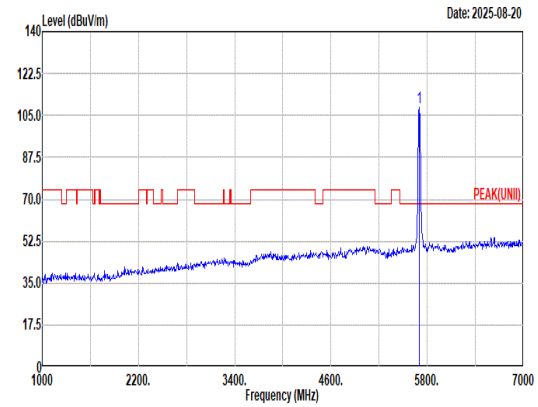 Site : 03CH13-HY Condition: PEAK(UNII) 3m 9120D_02038 VERTICAL : RBW:1000.000kHz VBW:3000.000kHz SWT:Auto Freq Level Limit Line Margin Read Level Ant Factor Cable Loss Preamp Factor Aux Factor APos TPos Remark MHz dBuV/m dBuV/m dB dBuV dB/m dB dB dB cm deg 1 5700.00 108.38 ------ ------ 101.75 33.28 10.25 36.90 0.00 380 192 Peak
Avg	Blank	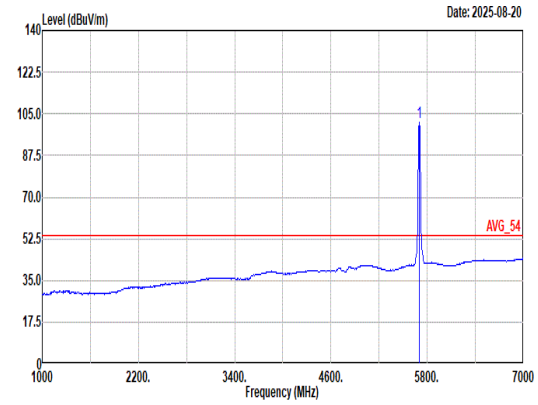 Site : 03CH13-HY Condition: AVG_54 3m 9120D_02038 VERTICAL : RBW:1000.000kHz VBW:1.000kHz SWT:Auto Freq Level Limit Line Margin Read Level Ant Factor Cable Loss Preamp Factor Aux Factor APos TPos Remark MHz dBuV/m dBuV/m dB dBuV dB/m dB dB dB cm deg 1 5700.00 101.19 ------ ------ 94.51 33.32 10.26 36.90 0.00 380 192 Average

Mode	23	
	Harmonic	
	U-NII-2C_5.47-5.725_802.11a_CH140_5700MHz	
ANT	1	
Pol.	Horizontal	Vertical
Peak Avg	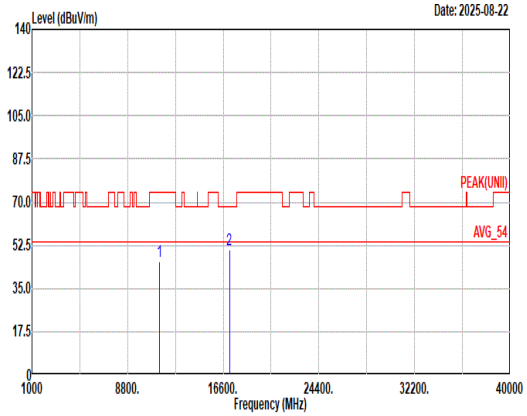 Site : 03CH13-HY Condition: PEAK(UNII) 3m 9120D_02038 HORIZONTAL Freq Level Limit Line Margin Read Level Ant Factor Cable Loss Preamp Factor Aux Factor APos TPos Remark MHz dBuV/m dBuV/m dB dBuV dB/m dB dB dB cm deg 1 11400.00 45.71 74.00 -28.29 46.71 39.00 15.58 56.04 0.46 -- -- Peak 2 17100.00 50.67 68.20 -17.53 48.74 38.00 19.28 55.97 0.62 193 216 Peak	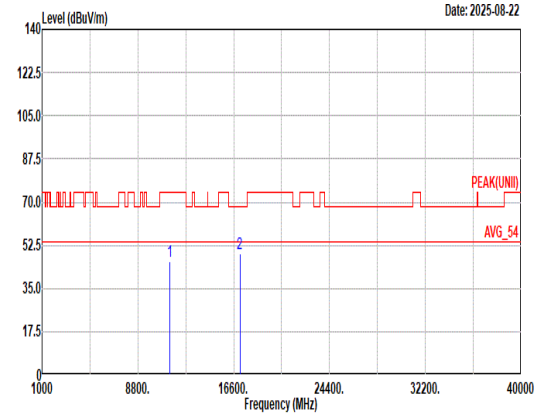 Site : 03CH13-HY Condition: PEAK(UNII) 3m 9120D_02038 VERTICAL Freq Level Limit Line Margin Read Level Ant Factor Cable Loss Preamp Factor Aux Factor APos TPos Remark MHz dBuV/m dBuV/m dB dBuV dB/m dB dB dB cm deg 1 11400.00 46.03 74.00 -27.97 47.03 39.00 15.58 56.04 0.46 -- -- Peak 2 17100.00 49.37 68.20 -18.83 47.44 38.00 19.28 55.97 0.62 200 313 Peak

Mode	24	
	Band Edge	
	U-NII-2C_5.47-5.725_802.11ac VHT20_CH100_5500MHz	
ANT	1	
Pol.	Horizontal	Fundamental
Peak	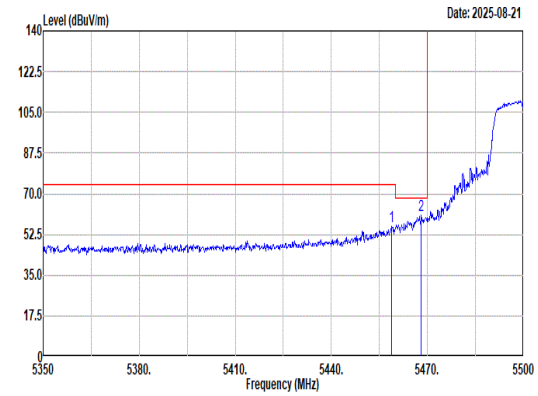 Site : 03CH13-HY Condition: PEAK_BE(UNII)_B3 3m 9120D_02038 HORIZONTAL : RBW:1000.000kHz VBW:3000.000kHz SWT:Auto Freq Level Limit Line Margin Read Level Ant Factor Cable Loss Preamp Factor Aux Factor APos TPos Remark MHz dBuV/m dBuV/m dB dBuV dB/m dB dB dB cm deg 1 5458.90 56.02 74.00 -17.98 49.96 32.82 10.04 36.80 0.00 100 242 Peak 2 5468.05 60.96 68.20 -7.24 54.87 32.84 10.05 36.80 0.00 100 242 Peak	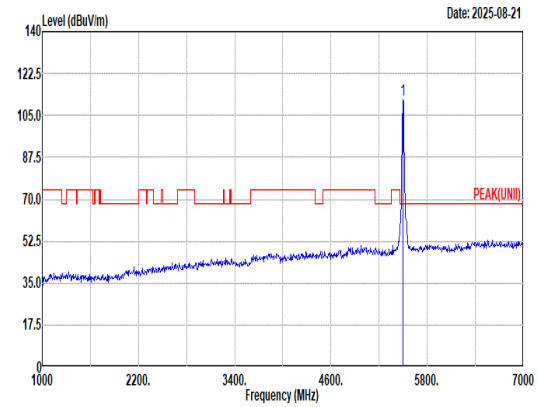 Site : 03CH13-HY Condition: PEAK(UNII) 3m 9120D_02038 HORIZONTAL : RBW:1000.000kHz VBW:3000.000kHz SWT:Auto Freq Level Limit Line Margin Read Level Ant Factor Cable Loss Preamp Factor Aux Factor APos TPos Remark MHz dBuV/m dBuV/m dB dBuV dB/m dB dB dB cm deg 1 5500.00 111.45 ------ ------ 105.26 32.90 10.08 36.79 0.00 100 242 Peak
Avg	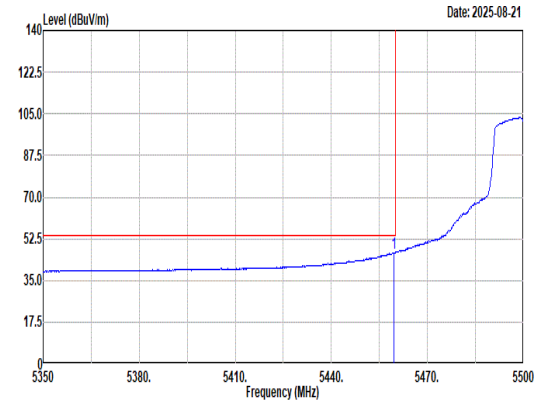 Site : 03CH13-HY Condition: AVG_BE(UNII)_B3 3m 9120D_02038 HORIZONTAL : RBW:1000.000kHz VBW:1.000kHz SWT:Auto Freq Level Limit Line Margin Read Level Ant Factor Cable Loss Preamp Factor Aux Factor APos TPos Remark MHz dBuV/m dBuV/m dB dBuV dB/m dB dB dB cm deg 1 5459.65 46.73 54.00 -7.27 40.67 32.82 10.04 36.80 0.00 100 242 Average	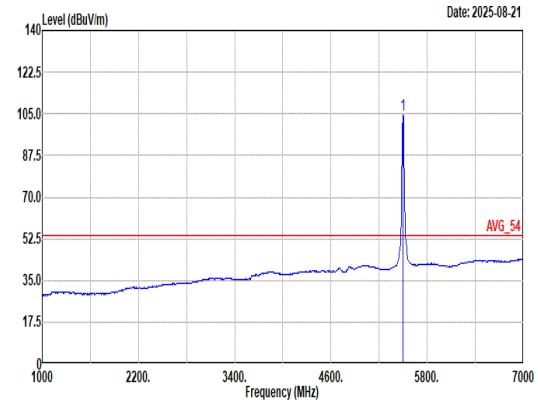 Site : 03CH13-HY Condition: AVG_54 3m 9120D_02038 HORIZONTAL : RBW:1000.000kHz VBW:1.000kHz SWT:Auto Freq Level Limit Line Margin Read Level Ant Factor Cable Loss Preamp Factor Aux Factor APos TPos Remark MHz dBuV/m dBuV/m dB dBuV dB/m dB dB dB cm deg 1 5500.00 104.84 ------ ------ 98.65 32.90 10.08 36.79 0.00 100 242 Average

Mode	24	
	Band Edge	
	U-NII-2C_5.47-5.725_802.11ac VHT20_CH100_5500MHz	
ANT	1	
Pol.	Vertical	Fundamental
Peak	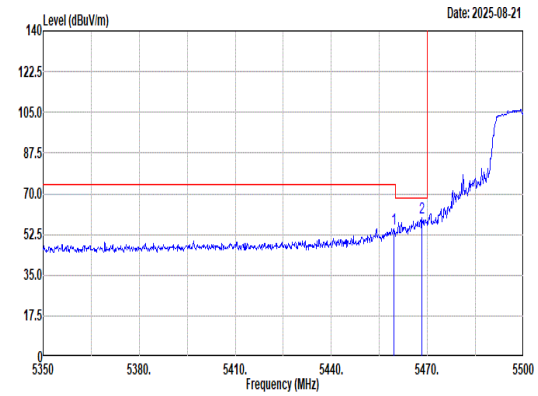 Site : 03CH13-HY Condition: PEAK_BE(UNII)_B3 3m 9120D_02038 VERTICAL : RBW:1000.000kHz VBW:3000.000kHz SWT:Auto Freq Level Limit Line Margin Read Level Ant Factor Cable Loss Preamp Factor Aux Factor APos TPos Remark MHz dBuV/m dBuV/m dB dBuV dB/m dB dB dB cm deg 1 5459.65 55.05 74.00 -18.95 48.99 32.82 10.04 36.80 0.00 100 283 Peak 2 5468.35 59.51 68.20 -8.69 53.42 32.84 10.05 36.80 0.00 100 283 Peak	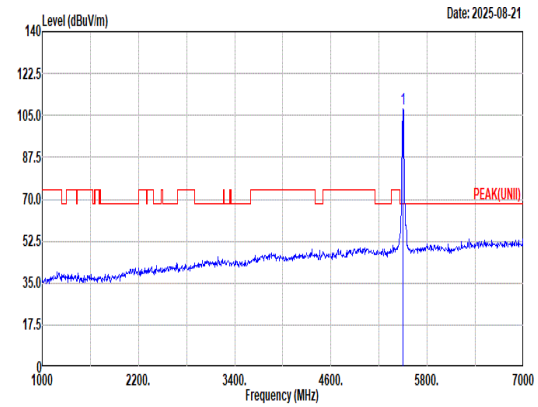 Site : 03CH13-HY Condition: PEAK(UNII) 3m 9120D_02038 VERTICAL : RBW:1000.000kHz VBW:3000.000kHz SWT:Auto Freq Level Limit Line Margin Read Level Ant Factor Cable Loss Preamp Factor Aux Factor APos TPos Remark MHz dBuV/m dBuV/m dB dBuV dB/m dB dB dB cm deg 1 5500.00 107.90 ------ ------ 101.73 32.89 10.07 36.79 0.00 100 283 Peak
Avg	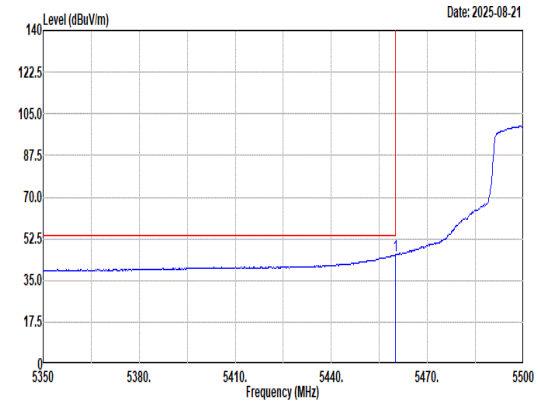 Site : 03CH13-HY Condition: AVG_BE(UNII)_B3 3m 9120D_02038 VERTICAL : RBW:1000.000kHz VBW:1.000kHz SWT:Auto Freq Level Limit Line Margin Read Level Ant Factor Cable Loss Preamp Factor Aux Factor APos TPos Remark MHz dBuV/m dBuV/m dB dBuV dB/m dB dB dB cm deg 1 5459.95 45.69 54.00 -8.31 39.63 32.82 10.04 36.80 0.00 100 283 Average	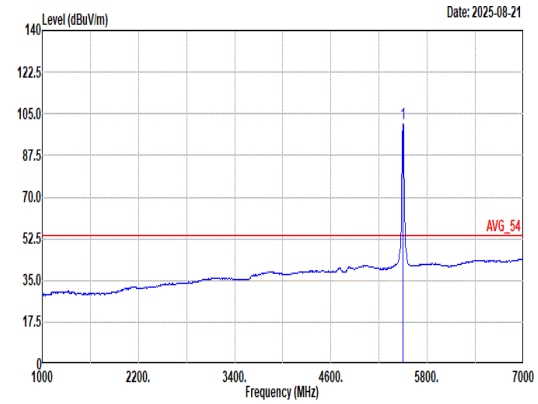 Site : 03CH13-HY Condition: AVG_54 3m 9120D_02038 VERTICAL : RBW:1000.000kHz VBW:1.000kHz SWT:Auto Freq Level Limit Line Margin Read Level Ant Factor Cable Loss Preamp Factor Aux Factor APos TPos Remark MHz dBuV/m dBuV/m dB dBuV dB/m dB dB dB cm deg 1 5500.00 101.12 ------ ------ 94.93 32.90 10.08 36.79 0.00 100 283 Average

Mode	24	
	Harmonic	
	U-NII-2C_5.47-5.725_802.11ac VHT20_CH100_5500MHz	
ANT	1	
Pol.	Horizontal	Vertical
Peak Avg	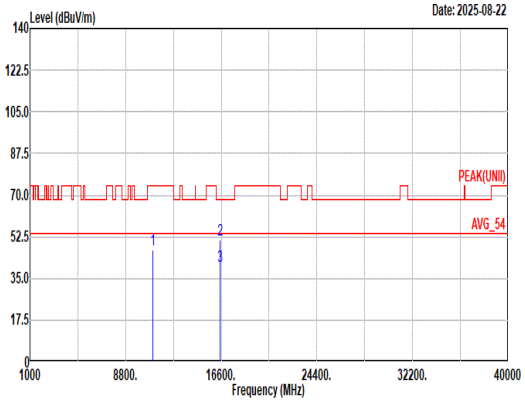 Site : 03CH13-HY Condition: PEAK(UNII) 3m 9120D_02038 HORIZONTAL Freq Level Limit Line Margin Read Level Ant Factor Cable Loss Preamp Factor Aux Factor APos TPos Remark MHz dBuV/m dBuV/m dB dBuV dB/m dB dB dB cm deg 1 11000.00 46.80 74.00 -27.20 48.70 38.60 15.29 56.31 0.52 -- -- Peak 2 16500.00 51.20 68.20 -17.00 48.53 38.60 18.92 55.41 0.56 193 354 Peak 3 16500.00 40.02 54.00 -13.98 37.35 38.60 18.92 55.41 0.56 193 354 Average	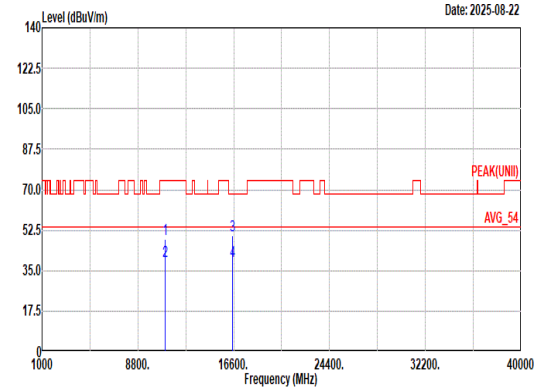 Site : 03CH13-HY Condition: PEAK(UNII) 3m 9120D_02038 VERTICAL Freq Level Limit Line Margin Read Level Ant Factor Cable Loss Preamp Factor Aux Factor APos TPos Remark MHz dBuV/m dBuV/m dB dBuV dB/m dB dB dB cm deg 1 11000.00 48.82 74.00 -25.18 50.72 38.60 15.29 56.31 0.52 202 255 Peak 2 11000.00 39.21 54.00 -14.79 41.11 38.60 15.29 56.31 0.52 202 255 Average 3 16500.00 50.19 68.20 -18.01 47.52 38.60 18.92 55.41 0.56 216 8 Peak 4 16500.00 39.26 54.00 -14.74 36.59 38.60 18.92 55.41 0.56 216 8 Average

Mode	25	
	Band Edge - L	
	U-NII-2C_5.47-5.725_802.11ac VHT20_CH116_5580MHz	
ANT	1	
Pol.	Horizontal	Fundamental
Peak	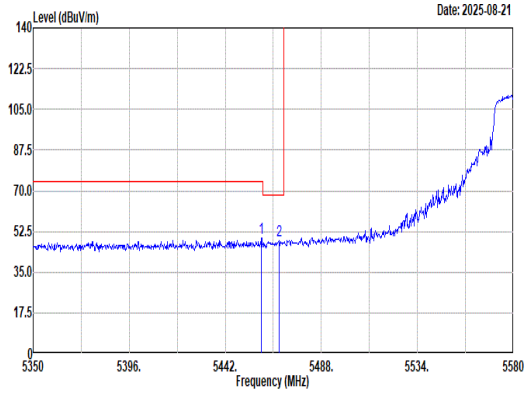 Site : 03CH13-HY Condition: PEAK_BE(UNII)_B3 3m 9120D_02038 HORIZONTAL : RBW:1000.000kHz VBW:3000.000kHz SWT:Auto Freq Level Limit Line Margin Read Level Ant Factor Cable Loss Preamp Factor Aux Factor APos TPos Remark MHz dBuV/m dBuV/m dB dBuV dB/m dB dB dB cm deg 1 5459.25 49.50 74.00 -24.50 43.44 32.82 10.04 36.80 0.00 100 244 Peak 2 5467.76 48.40 68.20 -19.80 42.31 32.84 10.05 36.80 0.00 100 244 Peak	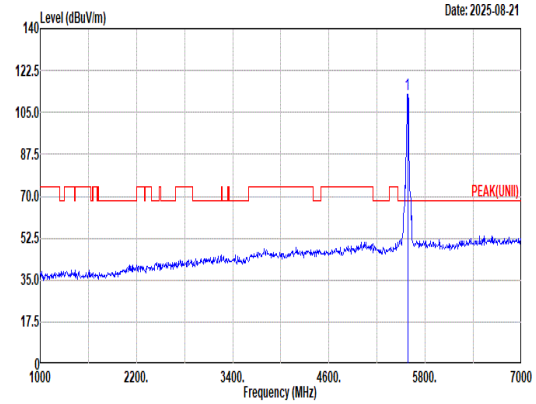 Site : 03CH13-HY Condition: PEAK(UNII) 3m 9120D_02038 HORIZONTAL : RBW:1000.000kHz VBW:3000.000kHz SWT:Auto Freq Level Limit Line Margin Read Level Ant Factor Cable Loss Preamp Factor Aux Factor APos TPos Remark MHz dBuV/m dBuV/m dB dBuV dB/m dB dB dB cm deg 1 5580.00 112.76 ------ ------ 106.64 32.80 10.16 36.84 0.00 100 244 Peak
Avg	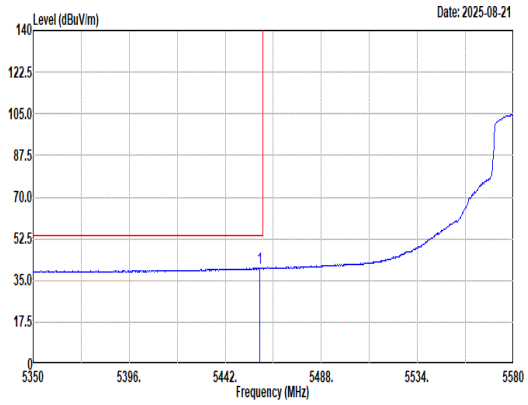 Site : 03CH13-HY Condition: AVG_BE(UNII)_B3 3m 9120D_02038 HORIZONTAL : RBW:1000.000kHz VBW:1.000kHz SWT:Auto Freq Level Limit Line Margin Read Level Ant Factor Cable Loss Preamp Factor Aux Factor APos TPos Remark MHz dBuV/m dBuV/m dB dBuV dB/m dB dB dB cm deg 1 5458.56 40.07 54.00 -13.93 34.01 32.82 10.04 36.80 0.00 100 244 Average	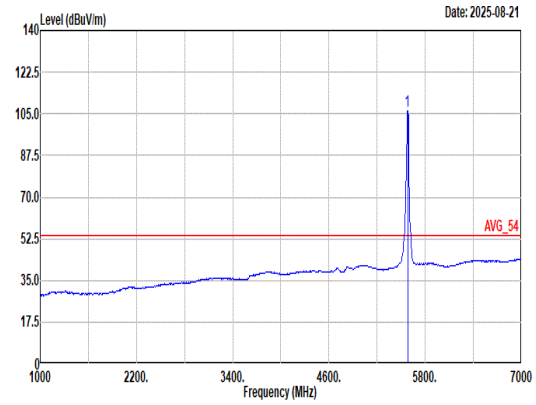 Site : 03CH13-HY Condition: AVG_54 3m 9120D_02038 HORIZONTAL : RBW:1000.000kHz VBW:1.000kHz SWT:Auto Freq Level Limit Line Margin Read Level Ant Factor Cable Loss Preamp Factor Aux Factor APos TPos Remark MHz dBuV/m dBuV/m dB dBuV dB/m dB dB dB cm deg 1 5580.00 106.11 ------ ------ 99.99 32.80 10.16 36.84 0.00 100 244 Average

Mode	25	
	Band Edge - R	
	U-NII-2C_5.47-5.725_802.11ac VHT20_CH116_5580MHz	
ANT	1	
Pol.	Horizontal	Fundamental
Peak	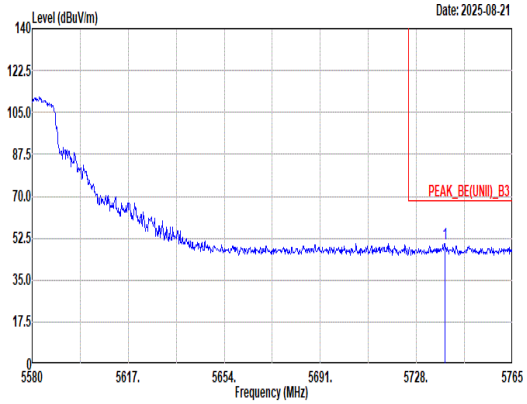 Site : 03CH13-HY Condition: PEAK_BE(UNII)_B3 3m 9120D_02038 HORIZONTAL : RBW:1000.000kHz VBW:3000.000kHz SWT:Auto Freq Level Limit Line Margin Read Level Ant Factor Cable Loss Preamp Factor Aux Factor APos TPos Remark MHz dBuV/m dBuV/m dB dBuV dB/m dB dB dB cm deg 1 5738.92 50.09 68.20 -18.11 43.26 33.46 10.29 36.92 0.00 100 244 Peak	Blank

Mode	25	
	Band Edge - L	
	U-NII-2C_5.47-5.725_802.11ac VHT20_CH116_5580MHz	
ANT	1	
Pol.	Vertical	Fundamental
Peak	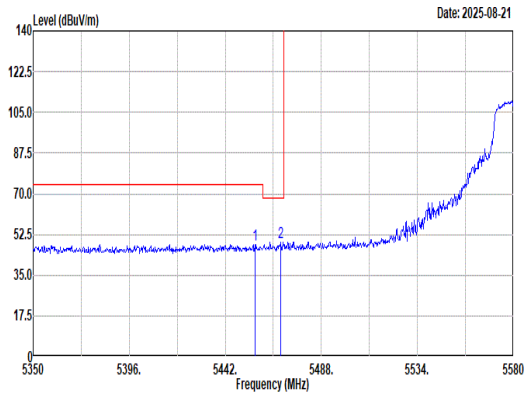 Site : 03CH13-HY Condition: PEAK_BE(UNII)_B3 3m 9120D_02038 VERTICAL : RBW:1000.000kHz VBW:3000.000kHz SWT:Auto Freq Level Limit Line Margin Read Level Ant Factor Cable Loss Preamp Factor Aux Factor APos TPos Remark MHz dBuV/m dBuV/m dB dBuV dB/m dB dB dB cm deg 1 5456.26 48.24 74.00 -25.76 42.19 32.81 10.04 36.80 0.00 100 212 Peak 2 5468.45 49.14 68.20 -19.06 43.05 32.84 10.05 36.80 0.00 100 212 Peak	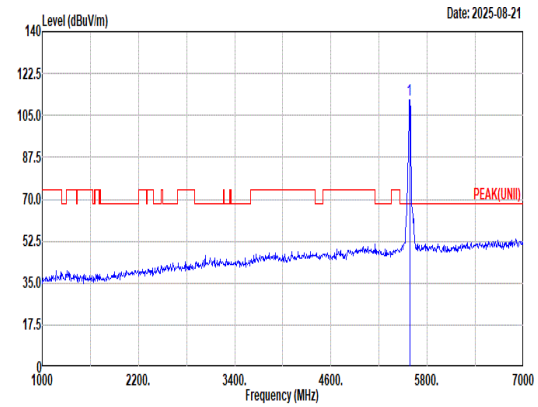 Site : 03CH13-HY Condition: PEAK(UNII) 3m 9120D_02038 VERTICAL : RBW:1000.000kHz VBW:3000.000kHz SWT:Auto Freq Level Limit Line Margin Read Level Ant Factor Cable Loss Preamp Factor Aux Factor APos TPos Remark MHz dBuV/m dBuV/m dB dBuV dB/m dB dB dB cm deg 1 5580.00 111.58 ------ ------ 105.46 32.80 10.16 36.84 0.00 100 212 Peak
Avg	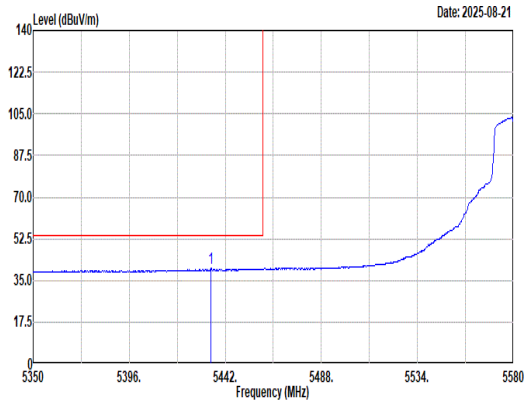 Site : 03CH13-HY Condition: AVG_BE(UNII)_B3 3m 9120D_02038 VERTICAL : RBW:1000.000kHz VBW:1.000kHz SWT:Auto Freq Level Limit Line Margin Read Level Ant Factor Cable Loss Preamp Factor Aux Factor APos TPos Remark MHz dBuV/m dBuV/m dB dBuV dB/m dB dB dB cm deg 1 5435.10 39.98 54.00 -14.02 33.96 32.80 10.02 36.80 0.00 100 212 Average	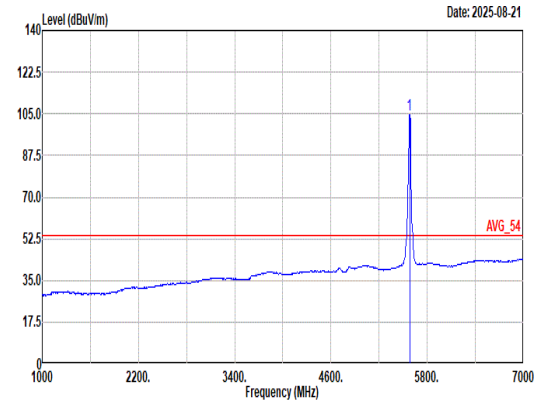 Site : 03CH13-HY Condition: AVG_54 3m 9120D_02038 VERTICAL : RBW:1000.000kHz VBW:1.000kHz SWT:Auto Freq Level Limit Line Margin Read Level Ant Factor Cable Loss Preamp Factor Aux Factor APos TPos Remark MHz dBuV/m dBuV/m dB dBuV dB/m dB dB dB cm deg 1 5580.00 104.85 ------ ------ 98.73 32.80 10.15 36.83 0.00 100 212 Average

Mode	25	
	Band Edge - R	
	U-NII-2C_5.47-5.725_802.11ac VHT20_CH116_5580MHz	
ANT	1	
Pol.	Vertical	Fundamental
Peak	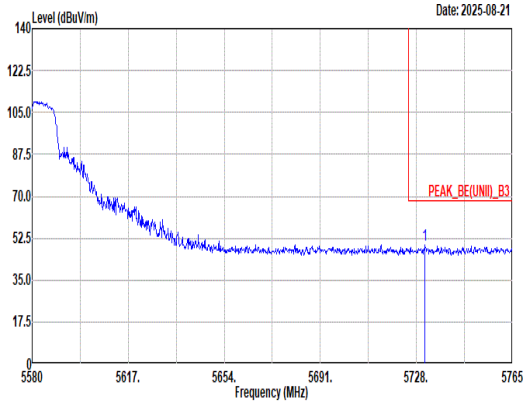 Site : 03CH13-HY Condition: PEAK_BE(UNII)_B3 3m 9120D_02038 VERTICAL : RBW:1000.000kHz VBW:3000.000kHz SWT:Auto Freq Level Limit Line Margin Read Level Ant Factor Cable Loss Preamp Factor Aux Factor APos TPos Remark MHz dBuV/m dBuV/m dB dBuV dB/m dB dB dB cm deg 1 5731.33 49.68 68.20 -18.52 42.88 33.43 10.28 36.91 0.00 100 212 Peak	Blank

Mode	25	
	Harmonic	
	U-NII-2C_5.47-5.725_802.11ac VHT20_CH116_5580MHz	
ANT	1	
Pol.	Horizontal	Vertical
Peak Avg	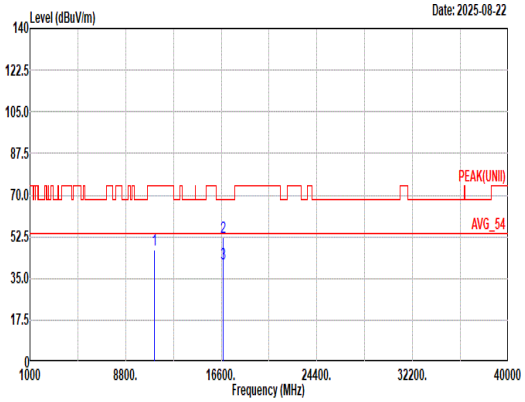 Site : 03CH13-HY Condition: PEAK(UNII) 3m 9120D_02038 HORIZONTAL Freq Level Limit Line Margin Read Level Ant Factor Cable Loss Preamp Factor Aux Factor APos TPos Remark MHz dBuV/m dBuV/m dB dBuV dB/m dB dB dB cm deg 1 11160.00 46.82 74.00 -27.18 48.50 38.62 15.41 56.20 0.49 -- -- Peak 2 16740.00 52.14 68.20 -16.06 49.86 38.24 19.07 55.61 0.58 189 10 Peak 3 16740.00 41.43 54.00 -12.57 39.15 38.24 19.07 55.61 0.58 189 10 Average	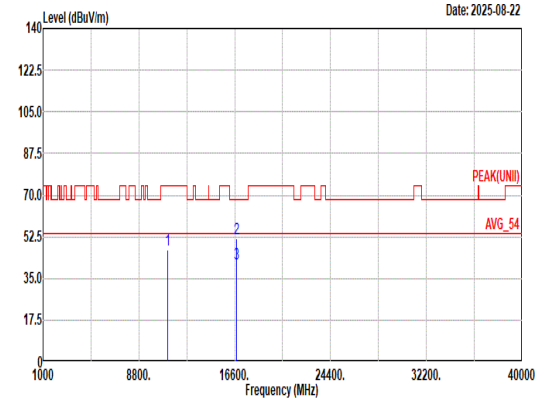 Site : 03CH13-HY Condition: PEAK(UNII) 3m 9120D_02038 VERTICAL Freq Level Limit Line Margin Read Level Ant Factor Cable Loss Preamp Factor Aux Factor APos TPos Remark MHz dBuV/m dBuV/m dB dBuV dB/m dB dB dB cm deg 1 11160.00 47.13 74.00 -26.87 48.81 38.62 15.41 56.20 0.49 -- -- Peak 2 16740.00 51.68 68.20 -16.52 49.40 38.24 19.07 55.61 0.58 215 13 Peak 3 16740.00 41.16 54.00 -12.84 38.88 38.24 19.07 55.61 0.58 215 13 Average

Mode	26	
	Band Edge	
	U-NII-2C_5.47-5.725_802.11ac VHT20_CH140_5700MHz	
ANT	1	
Pol.	Horizontal	Fundamental
Peak	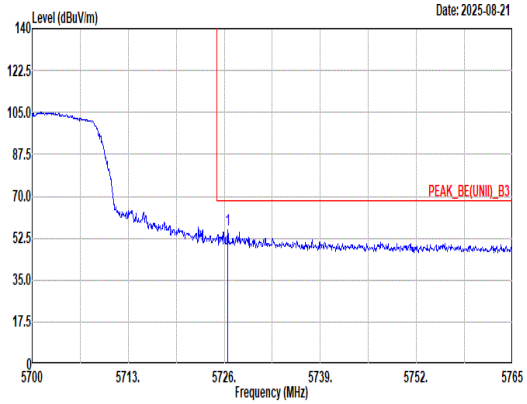 Site : 03CH13-HY Condition: PEAK_BE(UNII)_B3 3m 9120D_02038 HORIZONTAL : RBW:1000.000kHz VBW:3000.000kHz SWT:Auto 1 5726.46 55.79 68.20 -12.41 49.01 33.41 10.28 36.91 0.00 100 150 Peak	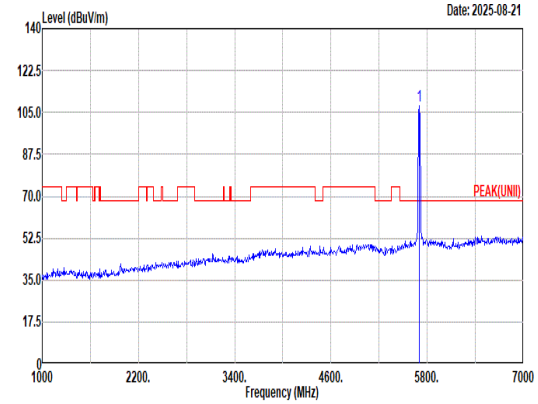 Site : 03CH13-HY Condition: PEAK(UNII) 3m 9120D_02038 HORIZONTAL : RBW:1000.000kHz VBW:3000.000kHz SWT:Auto 1 5700.00 107.57 ------ ------ 100.89 33.32 10.26 36.90 0.00 100 150 Peak
Avg	Blank	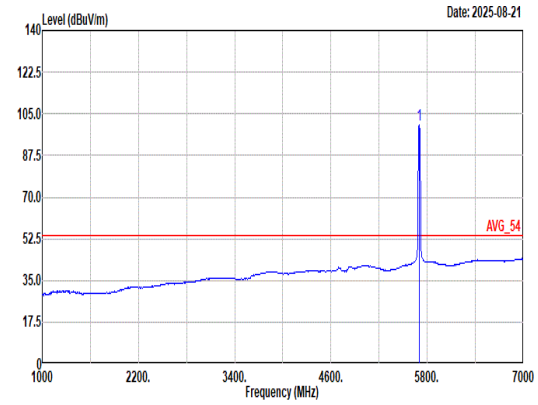 Site : 03CH13-HY Condition: AVG_54 3m 9120D_02038 HORIZONTAL : RBW:1000.000kHz VBW:1.000kHz SWT:Auto 1 5700.00 100.49 ------ ------ 93.86 33.28 10.25 36.90 0.00 100 150 Average

Mode	26	
	Band Edge	
	U-NII-2C_5.47-5.725_802.11ac VHT20_CH140_5700MHz	
ANT	1	
Pol.	Vertical	Fundamental
Peak	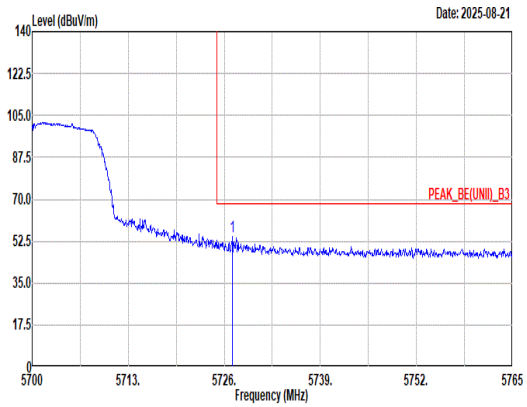 Site : 03CH13-HY Condition: PEAK_BE(UNII)_B3 3m 9120D_02038 VERTICAL : RBW:1000.000kHz VBW:3000.000kHz SWT:Auto Freq Level Limit Line Margin Read Level Ant Factor Cable Loss Preamp Factor Aux Factor APos TPos Remark MHz dBuV/m dBuV/m dB dBuV dB/m dB dB dB cm deg 1 5727.11 54.65 68.20 -13.55 47.87 33.41 10.28 36.91 0.00 400 193 Peak	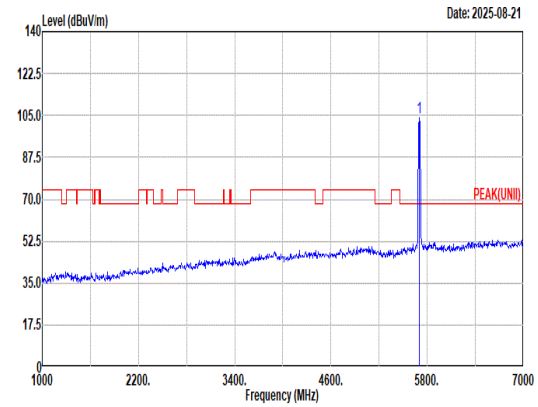 Site : 03CH13-HY Condition: PEAK(UNII) 3m 9120D_02038 VERTICAL : RBW:1000.000kHz VBW:3000.000kHz SWT:Auto Freq Level Limit Line Margin Read Level Ant Factor Cable Loss Preamp Factor Aux Factor APos TPos Remark MHz dBuV/m dBuV/m dB dBuV dB/m dB dB dB cm deg 1 5700.00 104.08 ------ ------ 97.40 33.32 10.26 36.90 0.00 400 193 Peak
Avg	Blank	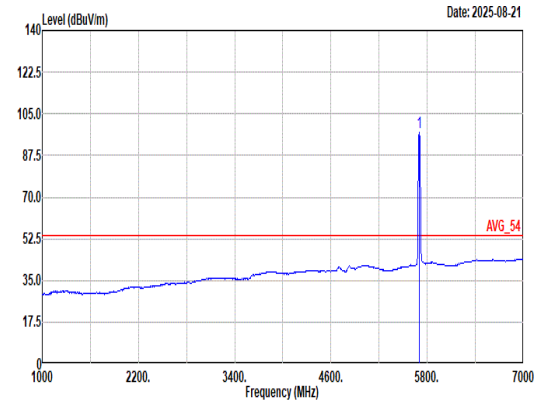 Site : 03CH13-HY Condition: AVG_54 3m 9120D_02038 VERTICAL : RBW:1000.000kHz VBW:1.000kHz SWT:Auto Freq Level Limit Line Margin Read Level Ant Factor Cable Loss Preamp Factor Aux Factor APos TPos Remark MHz dBuV/m dBuV/m dB dBuV dB/m dB dB dB cm deg 1 5700.00 97.33 ------ ------ 90.65 33.32 10.26 36.90 0.00 400 193 Average

Mode	26	
	Harmonic	
	U-NII-2C_5.47-5.725_802.11ac VHT20_CH140_5700MHz	
ANT	1	
Pol.	Horizontal	Vertical
Peak Avg	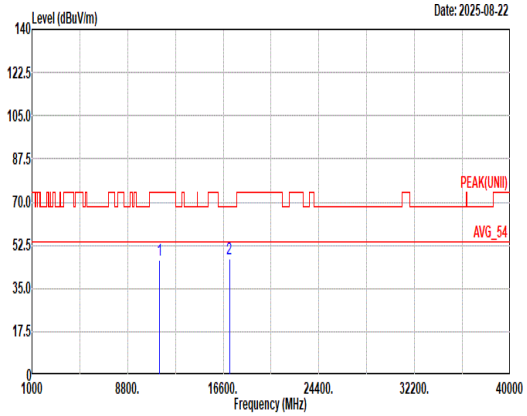 Site : 03CH13-HY Condition: PEAK(UNII) 3m 9120D_02038 HORIZONTAL Freq Level Limit Line Margin Read Level Ant Factor Cable Loss Preamp Factor Aux Factor APos TPos Remark MHz dBuV/m dBuV/m dB dBuV dB/m dB dB dB cm deg 1 11400.00 46.69 74.00 -27.31 47.69 39.00 15.58 56.04 0.46 -- -- Peak 2 17100.00 47.04 68.20 -21.16 45.11 38.00 19.28 55.97 0.62 -- -- Peak	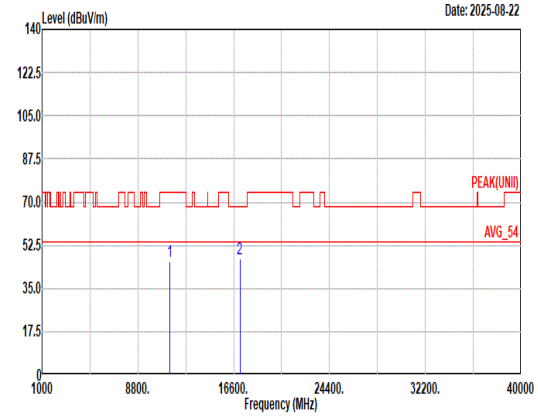 Site : 03CH13-HY Condition: PEAK(UNII) 3m 9120D_02038 VERTICAL Freq Level Limit Line Margin Read Level Ant Factor Cable Loss Preamp Factor Aux Factor APos TPos Remark MHz dBuV/m dBuV/m dB dBuV dB/m dB dB dB cm deg 1 11400.00 46.13 74.00 -27.87 47.13 39.00 15.58 56.04 0.46 -- -- Peak 2 17100.00 46.91 68.20 -21.29 44.98 38.00 19.28 55.97 0.62 -- -- Peak

Mode	27	
	Band Edge	
	U-NII-2C_5.47-5.725_802.11ax HE20_CH100_Full RU_5500MHz	
ANT	1	
Pol.	Horizontal	Fundamental
Peak	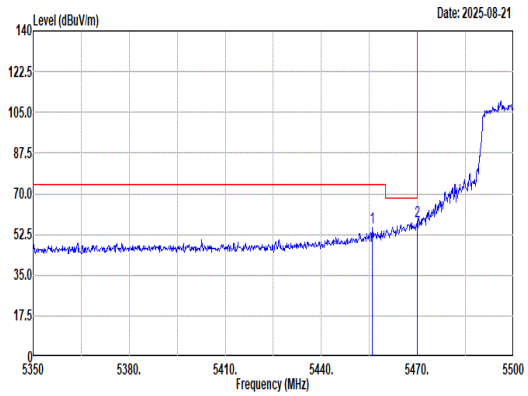 Site : 03CH13-HY Condition: PEAK_BE(UNII)_B3 3m 9120D_02038 HORIZONTAL : RBW:1000.000kHz VBW:3000.000kHz SWT:Auto Freq Level Limit Line Margin Read Level Ant Factor Cable Loss Preamp Factor Aux Factor APos TPos Remark MHz dBuV/m dBuV/m dB dBuV dB/m dB dB dB cm deg 1 5455.90 55.33 74.00 -18.67 49.28 32.81 10.04 36.80 0.00 300 159 Peak 2 5469.85 58.13 68.20 -10.07 52.03 32.84 10.05 36.79 0.00 300 159 Peak	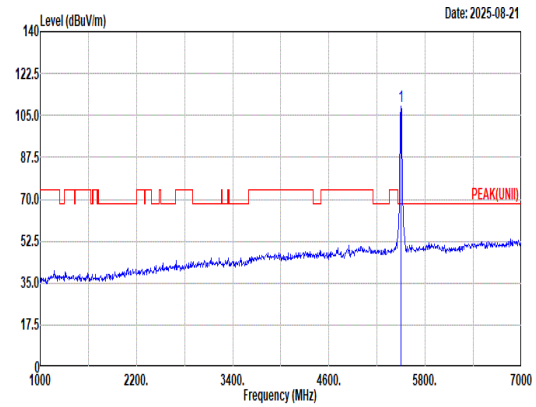 Site : 03CH13-HY Condition: PEAK(UNII) 3m 9120D_02038 HORIZONTAL : RBW:1000.000kHz VBW:3000.000kHz SWT:Auto Freq Level Limit Line Margin Read Level Ant Factor Cable Loss Preamp Factor Aux Factor APos TPos Remark MHz dBuV/m dBuV/m dB dBuV dB/m dB dB dB cm deg 1 5500.00 108.97 ------ ------ 102.78 32.90 10.08 36.79 0.00 300 159 Peak
Avg	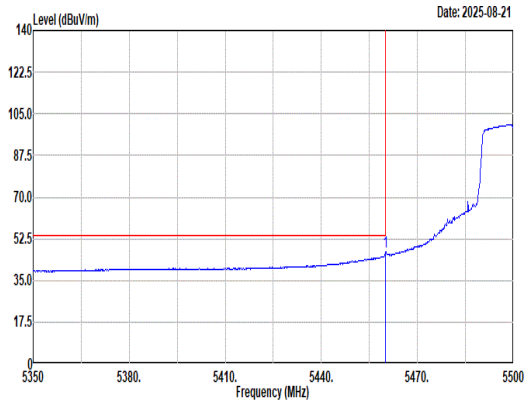 Site : 03CH13-HY Condition: AVG_BE(UNII)_B3 3m 9120D_02038 HORIZONTAL : RBW:1000.000kHz VBW:1.000kHz SWT:Auto Freq Level Limit Line Margin Read Level Ant Factor Cable Loss Preamp Factor Aux Factor APos TPos Remark MHz dBuV/m dBuV/m dB dBuV dB/m dB dB dB cm deg 1 5459.95 47.05 54.00 -6.95 40.99 32.82 10.04 36.80 0.00 300 159 Average	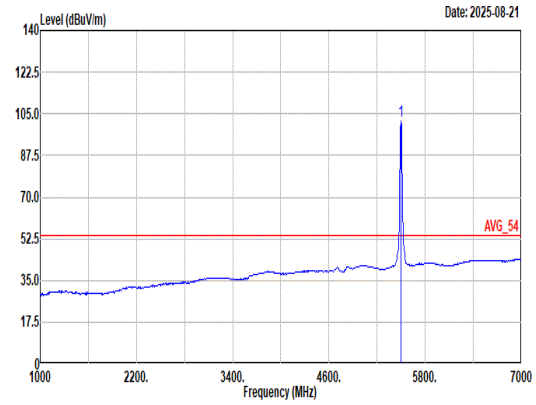 Site : 03CH13-HY Condition: AVG_54 3m 9120D_02038 HORIZONTAL : RBW:1000.000kHz VBW:1.000kHz SWT:Auto Freq Level Limit Line Margin Read Level Ant Factor Cable Loss Preamp Factor Aux Factor APos TPos Remark MHz dBuV/m dBuV/m dB dBuV dB/m dB dB dB cm deg 1 5500.00 101.76 ------ ------ 95.57 32.90 10.08 36.79 0.00 300 159 Average

Mode	27	
	Band Edge	
	U-NII-2C_5.47-5.725_802.11ax HE20_CH100_Full RU_5500MHz	
ANT	1	
Pol.	Vertical	Fundamental
Peak	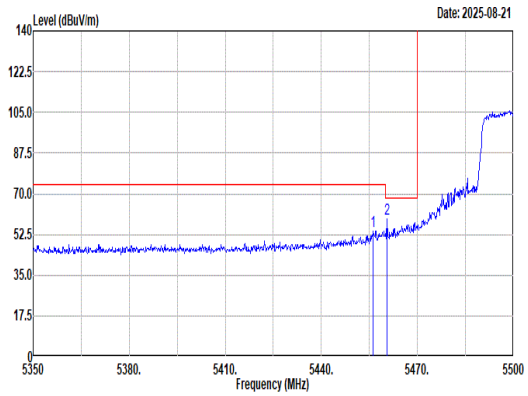 Site : 03CH13-HY Condition: PEAK_BE(UNII)_B3 3m 9120D_02038 VERTICAL : RBW:1000.000kHz VBW:3000.000kHz SWT:Auto 1 5456.20 54.01 74.00 -19.99 47.96 32.81 10.04 36.80 0.00 100 296 Peak 2 5460.40 59.02 68.20 -9.18 52.96 32.82 10.04 36.80 0.00 100 296 Peak	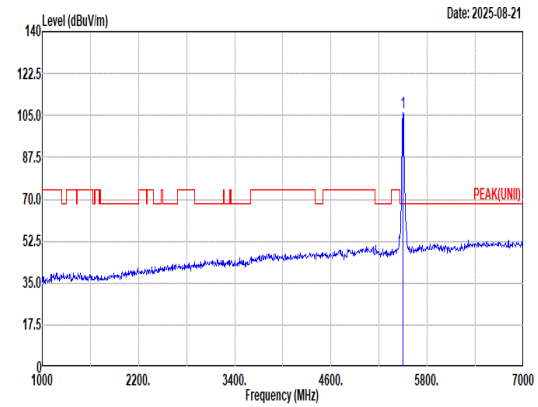 Site : 03CH13-HY Condition: PEAK(UNII) 3m 9120D_02038 VERTICAL : RBW:1000.000kHz VBW:3000.000kHz SWT:Auto 1 5500.00 106.32 ------ ------ 100.13 32.90 10.08 36.79 0.00 100 296 Peak
Avg	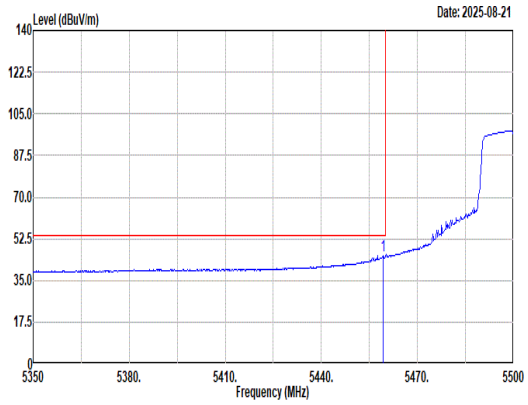 Site : 03CH13-HY Condition: AVG_BE(UNII)_B3 3m 9120D_02038 VERTICAL : RBW:1000.000kHz VBW:1.000kHz SWT:Auto 1 5459.35 45.57 54.00 -8.43 39.51 32.82 10.04 36.80 0.00 100 296 Average	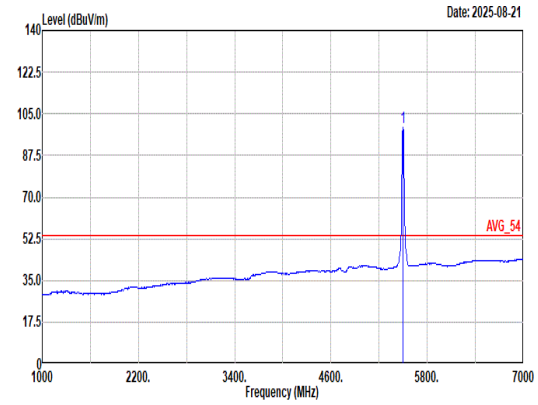 Site : 03CH13-HY Condition: AVG_54 3m 9120D_02038 VERTICAL : RBW:1000.000kHz VBW:1.000kHz SWT:Auto 1 5500.00 99.26 ------ ------ 93.07 32.90 10.08 36.79 0.00 100 296 Average

Mode	27	
	Harmonic	
	U-NII-2C_5.47-5.725_802.11ax HE20_CH100_Full RU_5500MHz	
ANT	1	
Pol.	Horizontal	Vertical
Peak Avg	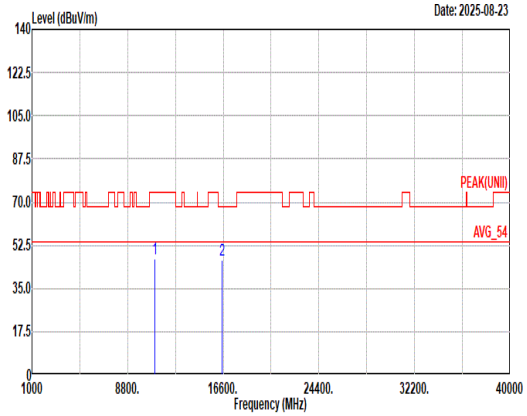 Site : 03CH13-HY Condition: PEAK(UNII) 3m 9120D_02038 HORIZONTAL Freq Level Limit Line Margin Read Level Ant Factor Cable Loss Preamp Factor Aux Factor APos TPos Remark MHz dBuV/m dBuV/m dB dBuV dB/m dB dB dB cm deg 1 11000.00 47.02 74.00 -26.98 48.92 38.60 15.29 56.31 0.52 -- -- Peak 2 16500.00 46.69 68.20 -21.51 44.02 38.60 18.92 55.41 0.56 -- -- Peak	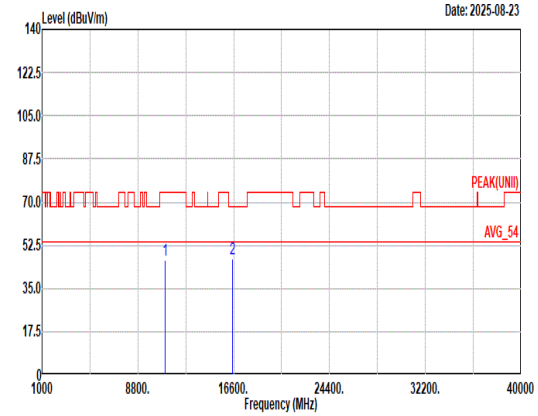 Site : 03CH13-HY Condition: PEAK(UNII) 3m 9120D_02038 VERTICAL Freq Level Limit Line Margin Read Level Ant Factor Cable Loss Preamp Factor Aux Factor APos TPos Remark MHz dBuV/m dBuV/m dB dBuV dB/m dB dB dB cm deg 1 11000.00 46.53 74.00 -27.47 48.43 38.60 15.29 56.31 0.52 -- -- Peak 2 16500.00 47.06 68.20 -21.14 44.39 38.60 18.92 55.41 0.56 -- -- Peak

Mode	28	
	Band Edge - L	
	U-NII-2C_5.47-5.725_802.11ax HE20_CH116_Full RU_5580MHz	
ANT	1	
Pol.	Horizontal	Fundamental
Peak	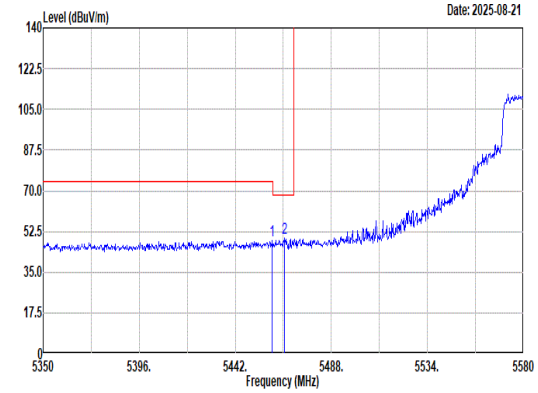 Site : 03CH13-HY Condition: PEAK_BE(UNII)_B3 3m 9120D_02038 HORIZONTAL : RBW:1000.000kHz VBW:3000.000kHz SWT:Auto Freq Level Limit Line Margin Read Level Ant Factor Cable Loss Preamp Factor Aux Factor APos TPos Remark MHz dBuV/m dBuV/m dB dBuV dB/m dB dB dB cm deg 1 5459.71 48.54 74.00 -25.46 42.48 32.82 10.04 36.80 0.00 100 242 Peak 2 5465.46 49.49 68.20 -18.71 43.41 32.83 10.05 36.80 0.00 100 242 Peak	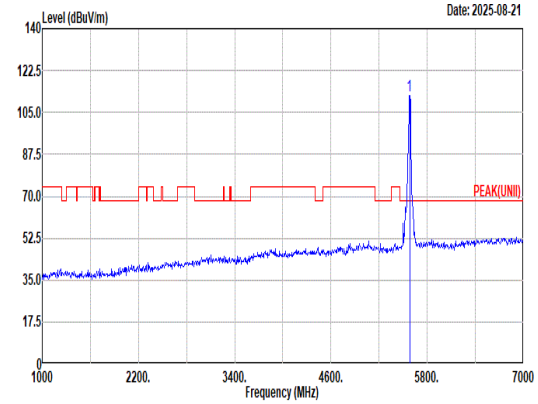 Site : 03CH13-HY Condition: PEAK(UNII) 3m 9120D_02038 HORIZONTAL : RBW:1000.000kHz VBW:3000.000kHz SWT:Auto Freq Level Limit Line Margin Read Level Ant Factor Cable Loss Preamp Factor Aux Factor APos TPos Remark MHz dBuV/m dBuV/m dB dBuV dB/m dB dB dB cm deg 1 5580.00 112.26 ------ ------ 106.14 32.80 10.15 36.83 0.00 100 242 Peak
Avg	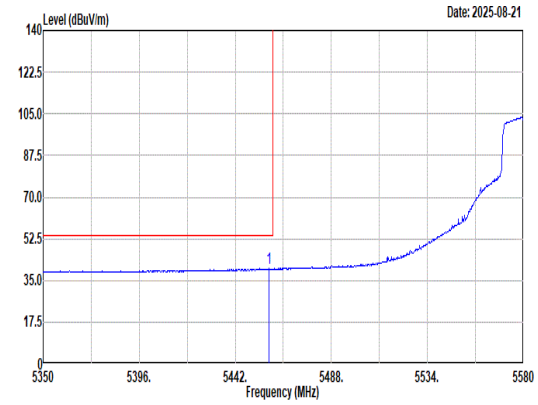 Site : 03CH13-HY Condition: AVG_BE(UNII)_B3 3m 9120D_02038 HORIZONTAL : RBW:1000.000kHz VBW:1.000kHz SWT:Auto Freq Level Limit Line Margin Read Level Ant Factor Cable Loss Preamp Factor Aux Factor APos TPos Remark MHz dBuV/m dBuV/m dB dBuV dB/m dB dB dB cm deg 1 5458.10 40.02 54.00 -13.98 33.96 32.82 10.04 36.80 0.00 100 242 Average	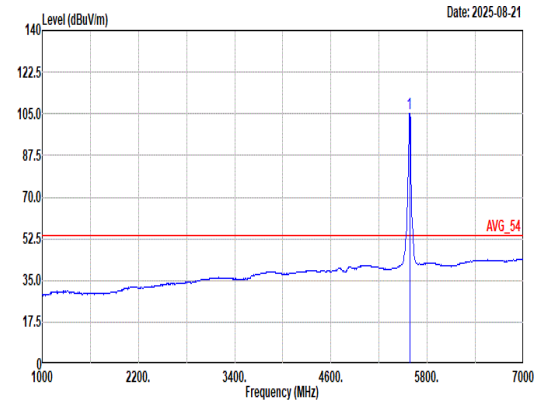 Site : 03CH13-HY Condition: AVG_54 3m 9120D_02038 HORIZONTAL : RBW:1000.000kHz VBW:1.000kHz SWT:Auto Freq Level Limit Line Margin Read Level Ant Factor Cable Loss Preamp Factor Aux Factor APos TPos Remark MHz dBuV/m dBuV/m dB dBuV dB/m dB dB dB cm deg 1 5580.00 104.93 ------ ------ 98.81 32.80 10.16 36.84 0.00 100 242 Average

Mode	28	
	Band Edge - R	
	U-NII-2C_5.47-5.725_802.11ax HE20_CH116_Full RU_5580MHz	
ANT	1	
Pol.	Horizontal	Fundamental
Peak	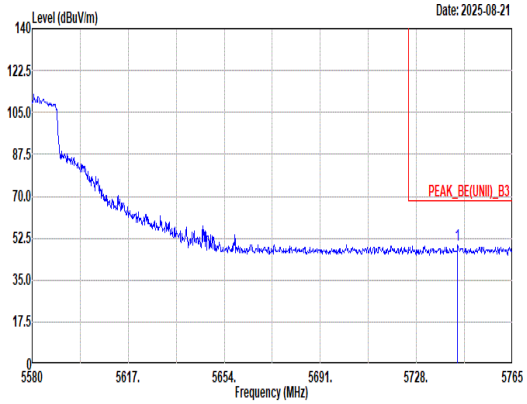 Site : 03CH13-HY Condition: PEAK_BE(UNII)_B3 3m 9120D_02038 HORIZONTAL : RBW:1000.000kHz VBW:3000.000kHz SWT:Auto Freq Level Limit Line Margin Read Level Ant Factor Cable Loss Preamp Factor Aux Factor APos TPos Remark MHz dBuV/m dBuV/m dB dBuV dB/m dB dB dB cm deg 1 5743.91 49.50 68.20 -18.70 42.65 33.48 10.29 36.92 0.00 100 242 Peak	Blank

Mode	28	
	Band Edge - L	
	U-NII-2C_5.47-5.725_802.11ax HE20_CH116_Full RU_5580MHz	
ANT	1	
Pol.	Vertical	Fundamental
Peak	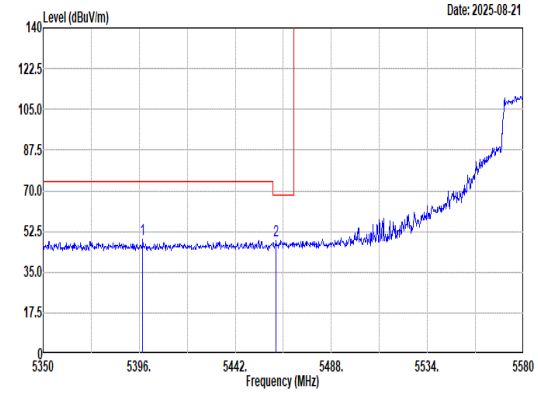 Site : 03CH13-HY Condition: PEAK_BE(UNII)_B3 3m 9120D_02038 VERTICAL : RBW:1000.000kHz VBW:3000.000kHz SWT:Auto Freq Level Limit Line Margin Read Level Ant Factor Cable Loss Preamp Factor Aux Factor APos TPos Remark MHz dBuV/m dBuV/m dB dBuV dB/m dB dB dB cm deg 1 5397.61 48.93 74.00 -25.07 42.95 32.80 9.99 36.81 0.00 140 212 Peak 2 5461.55 48.82 68.20 -19.38 42.75 32.82 10.05 36.80 0.00 140 212 Peak	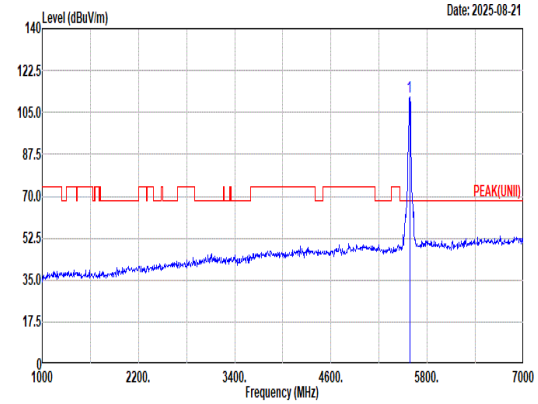 Site : 03CH13-HY Condition: PEAK(UNII) 3m 9120D_02038 VERTICAL : RBW:1000.000kHz VBW:3000.000kHz SWT:Auto Freq Level Limit Line Margin Read Level Ant Factor Cable Loss Preamp Factor Aux Factor APos TPos Remark MHz dBuV/m dBuV/m dB dBuV dB/m dB dB dB cm deg 1 5580.00 111.47 ------ ------ 105.35 32.80 10.16 36.84 0.00 140 212 Peak
Avg	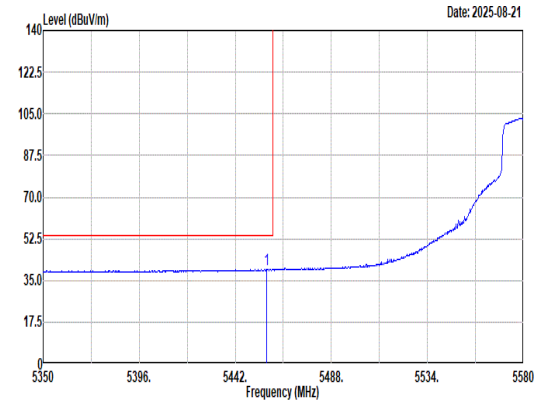 Site : 03CH13-HY Condition: AVG_BE(UNII)_B3 3m 9120D_02038 VERTICAL : RBW:1000.000kHz VBW:1.000kHz SWT:Auto Freq Level Limit Line Margin Read Level Ant Factor Cable Loss Preamp Factor Aux Factor APos TPos Remark MHz dBuV/m dBuV/m dB dBuV dB/m dB dB dB cm deg 1 5456.95 39.64 54.00 -14.36 33.59 32.81 10.04 36.80 0.00 140 212 Average	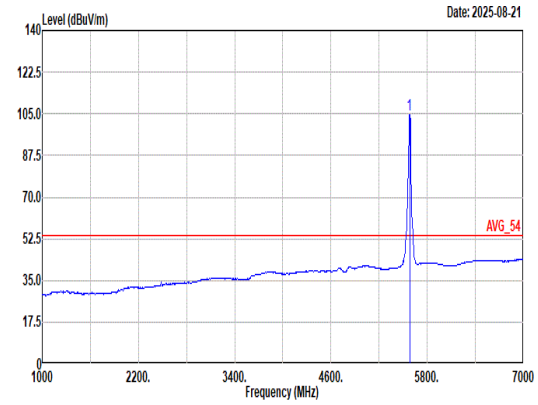 Site : 03CH13-HY Condition: AVG_54 3m 9120D_02038 VERTICAL : RBW:1000.000kHz VBW:1.000kHz SWT:Auto Freq Level Limit Line Margin Read Level Ant Factor Cable Loss Preamp Factor Aux Factor APos TPos Remark MHz dBuV/m dBuV/m dB dBuV dB/m dB dB dB cm deg 1 5580.00 104.57 ------ ------ 98.45 32.80 10.16 36.84 0.00 140 212 Average

Mode	28	
	Band Edge - R	
	U-NII-2C_5.47-5.725_802.11ax HE20_CH116_Full RU_5580MHz	
ANT	1	
Pol.	Vertical	Fundamental
Peak	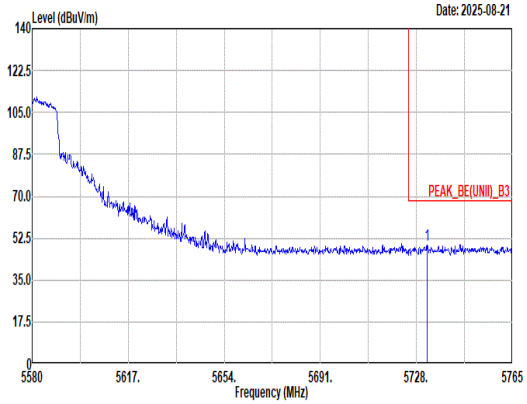 Site : 03CH13-HY Condition: PEAK_BE(UNII)_B3 3m 9120D_02038 VERTICAL : RBW:1000.000kHz VBW:3000.000kHz SWT:Auto Freq / Level / Limit Line / Margin / Read Level / Ant Factor / Cable Loss / Preamp Factor / Aux Factor / APos / TPos / Remark MHz / dBuV/m / dBuV/m / dB / dBuV / dB/m / dB / dB / dB / cm / deg 1 5732.26 49.67 68.20 -18.53 42.88 33.43 10.28 36.92 0.00 140 212 Peak	Blank

Mode	28	
	Harmonic	
	U-NII-2C_5.47-5.725_802.11ax HE20_CH116_Full RU_5580MHz	
ANT	1	
Pol.	Horizontal	Vertical
Peak Avg	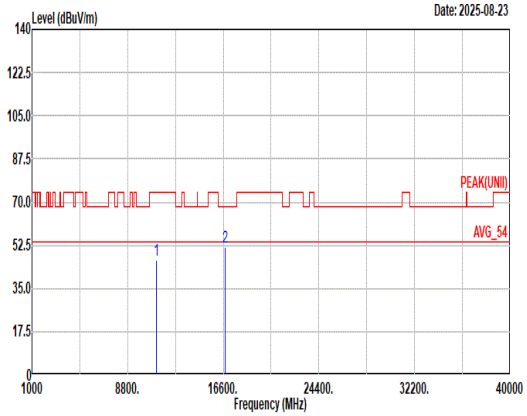 Site : 03CH13-HY Condition: PEAK(UNII) 3m 9120D_02038 HORIZONTAL Freq Level Limit Line Margin Read Level Ant Factor Cable Loss Preamp Factor Aux Factor APos TPos Remark MHz dBuV/m dBuV/m dB dBuV dB/m dB dB dB cm deg 1 11160.00 46.66 74.00 -27.34 48.34 38.62 15.41 56.20 0.49 -- -- Peak 2 16740.00 51.51 68.20 -16.69 49.23 38.24 19.07 55.61 0.58 190 10 Peak	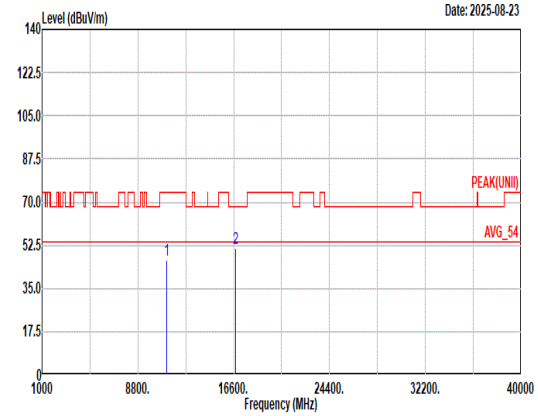 Site : 03CH13-HY Condition: PEAK(UNII) 3m 9120D_02038 VERTICAL Freq Level Limit Line Margin Read Level Ant Factor Cable Loss Preamp Factor Aux Factor APos TPos Remark MHz dBuV/m dBuV/m dB dBuV dB/m dB dB dB cm deg 1 11160.00 46.63 74.00 -27.37 48.31 38.62 15.41 56.20 0.49 -- -- Peak 2 16740.00 51.21 68.20 -16.99 48.93 38.24 19.07 55.61 0.58 222 10 Peak

Mode	29	
	Band Edge	
	U-NII-2C_5.47-5.725_802.11ax HE20_CH140_Full RU_5700MHz	
ANT	1	
Pol.	Horizontal	Fundamental
Peak	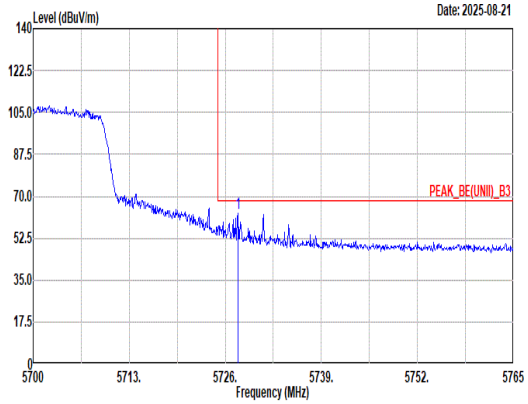 Site : 03CH13-HY Condition: PEAK_BE(UNII)_B3 3m 9120D_02038 HORIZONTAL : RBW:1000.000kHz VBW:3000.000kHz SWT:Auto 1 5727.69 63.13 68.20 -5.07 56.35 33.41 10.28 36.91 0.00 100 149 Peak	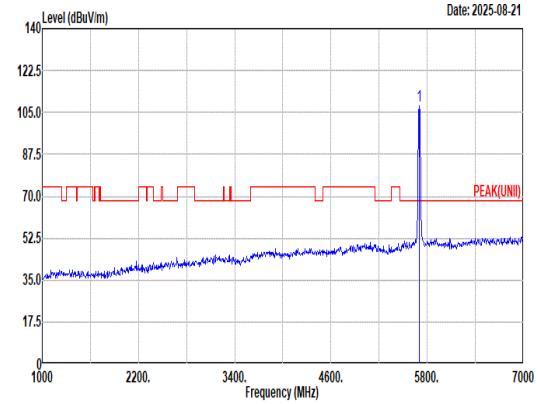 Site : 03CH13-HY Condition: PEAK(UNII) 3m 9120D_02038 HORIZONTAL : RBW:1000.000kHz VBW:3000.000kHz SWT:Auto 1 5700.00 107.75 ------ ------ 101.07 33.32 10.26 36.90 0.00 100 149 Peak
Avg	Blank	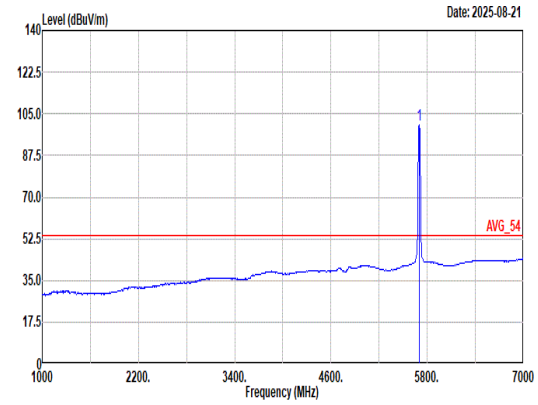 Site : 03CH13-HY Condition: AVG_54 3m 9120D_02038 HORIZONTAL : RBW:1000.000kHz VBW:1.000kHz SWT:Auto 1 5700.00 100.52 ------ ------ 93.89 33.28 10.25 36.90 0.00 100 149 Average

Mode	29	
	Band Edge	
	U-NII-2C_5.47-5.725_802.11ax HE20_CH140_Full RU_5700MHz	
ANT	1	
Pol.	Vertical	Fundamental
Peak	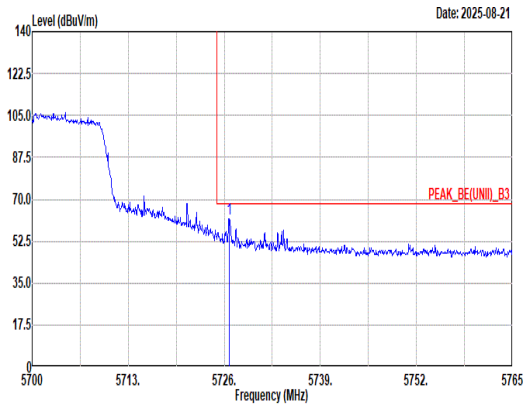 Site : 03CH13-HY Condition: PEAK_BE(UNII)_B3 3m 9120D_02038 VERTICAL : RBW:1000.000kHz VBW:3000.000kHz SWT:Auto Freq Level Limit Line Margin Read Level Ant Factor Cable Loss Preamp Factor Aux Factor APos TPos Remark MHz dBuV/m dBuV/m dB dBuV dB/m dB dB dB cm deg 1 5726.72 61.99 68.20 -6.21 55.21 33.41 10.28 36.91 0.00 400 198 Peak	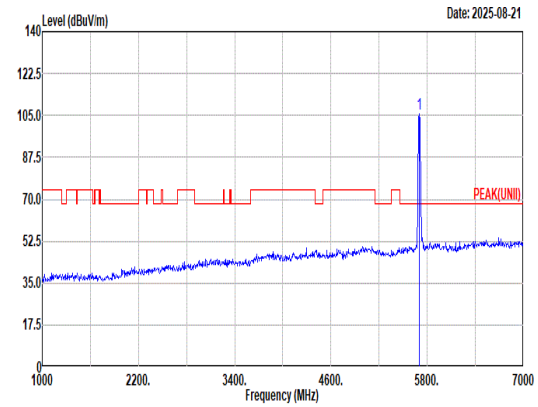 Site : 03CH13-HY Condition: PEAK(UNII) 3m 9120D_02038 VERTICAL : RBW:1000.000kHz VBW:3000.000kHz SWT:Auto Freq Level Limit Line Margin Read Level Ant Factor Cable Loss Preamp Factor Aux Factor APos TPos Remark MHz dBuV/m dBuV/m dB dBuV dB/m dB dB dB cm deg 1 5700.00 105.83 ------ ------ 99.15 33.32 10.26 36.90 0.00 400 198 Peak
Avg	Blank	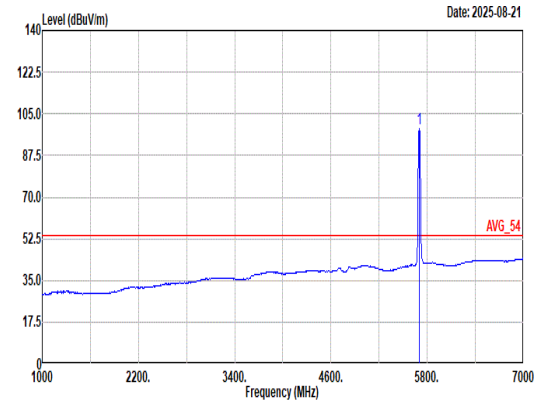 Site : 03CH13-HY Condition: AVG_54 3m 9120D_02038 VERTICAL : RBW:1000.000kHz VBW:1.000kHz SWT:Auto Freq Level Limit Line Margin Read Level Ant Factor Cable Loss Preamp Factor Aux Factor APos TPos Remark MHz dBuV/m dBuV/m dB dBuV dB/m dB dB dB cm deg 1 5700.00 98.68 ------ ------ 92.00 33.32 10.26 36.90 0.00 400 198 Average

Mode	29	
	Harmonic	
	U-NII-2C_5.47-5.725_802.11ax HE20_CH140_Full RU_5700MHz	
ANT	1	
Pol.	Horizontal	Vertical
Peak Avg	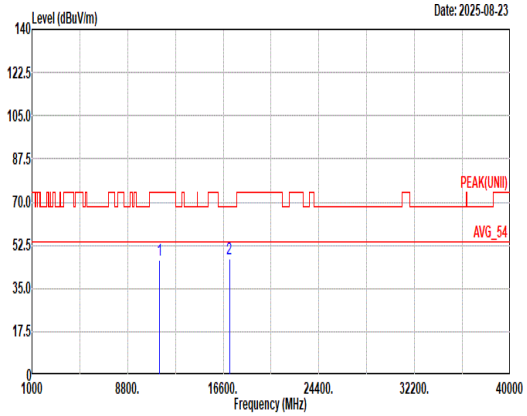 Site : 03CH13-HY Condition: PEAK(UNII) 3m 9120D_02038 HORIZONTAL Freq Level Limit Line Margin Read Level Ant Factor Cable Loss Preamp Factor Aux Factor APos TPos Remark MHz dBuV/m dBuV/m dB dBuV dB/m dB dB dB cm deg 1 11400.00 46.28 74.00 -27.72 47.28 39.00 15.58 56.04 0.46 -- -- Peak 2 17100.00 47.03 68.20 -21.17 45.10 38.00 19.28 55.97 0.62 -- -- Peak	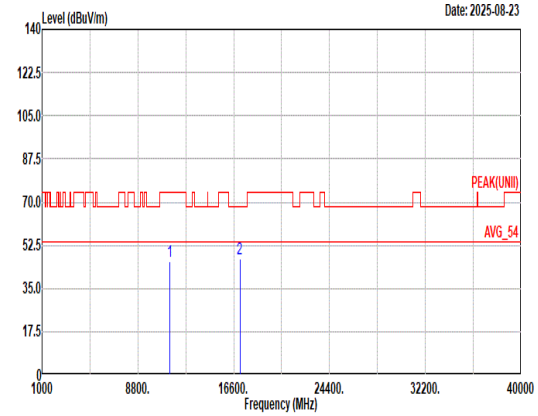 Site : 03CH13-HY Condition: PEAK(UNII) 3m 9120D_02038 VERTICAL Freq Level Limit Line Margin Read Level Ant Factor Cable Loss Preamp Factor Aux Factor APos TPos Remark MHz dBuV/m dBuV/m dB dBuV dB/m dB dB dB cm deg 1 11400.00 46.01 74.00 -27.99 47.01 39.00 15.58 56.04 0.46 -- -- Peak 2 17100.00 46.99 68.20 -21.21 45.06 38.00 19.28 55.97 0.62 -- -- Peak

Mode	30	
	Band Edge	
	U-NII-2C_5.47-5.725_802.11ax HE20_CH140_Partial RU106/54_5700MHz	
ANT	1	
Pol.	Horizontal	Fundamental
Peak	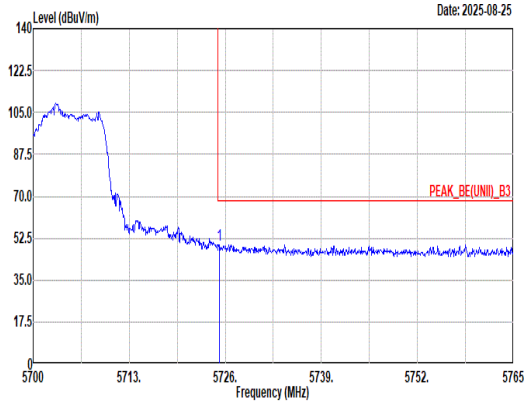 Site : 03CH13-HY Condition: PEAK_BE(UNII)_B3 3m 9120D_02038 HORIZONTAL : RBW:1000.000kHz VBW:3000.000kHz SWT:Auto 1 5725.16 49.80 68.20 -18.40 43.03 33.40 10.28 36.91 0.00 101 150 Peak	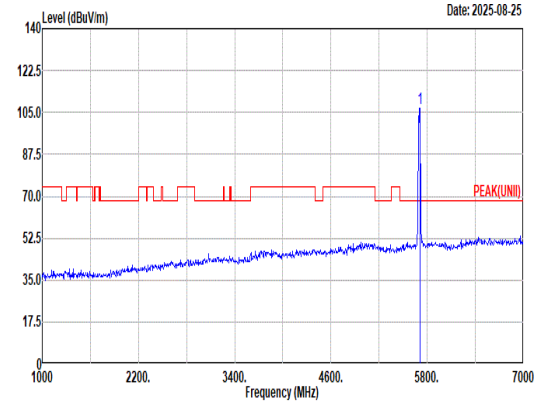 Site : 03CH13-HY Condition: PEAK(UNII) 3m 9120D_02038 HORIZONTAL : RBW:1000.000kHz VBW:3000.000kHz SWT:Auto 1 5710.00 106.70 ------ ------ 100.00 33.34 10.26 36.90 0.00 101 150 Peak
Avg	Blank	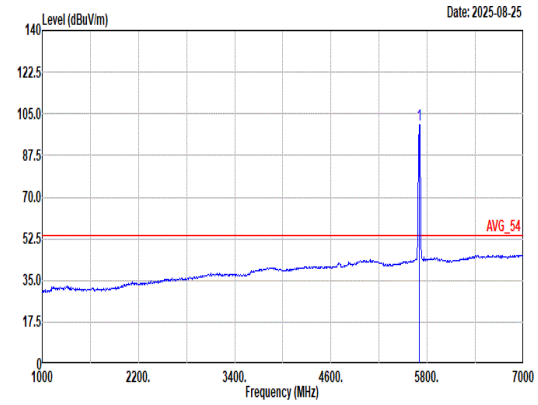 Site : 03CH13-HY Condition: AVG_54 3m 9120D_02038 HORIZONTAL : RBW:1000.000kHz VBW:10.000kHz SWT:Auto 1 5704.00 100.61 ------ ------ 93.93 33.32 10.26 36.90 0.00 101 150 Average

Mode	30	
	Band Edge	
	U-NII-2C_5.47-5.725_802.11ax HE20_CH140_Partial RU106/54_5700MHz	
ANT	1	
Pol.	Vertical	Fundamental
Peak	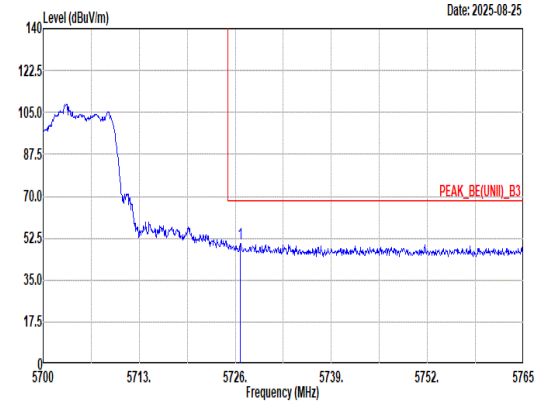 Site : 03CH13-HY Condition: PEAK_BE(UNII)_B3 3m 9120D_02038 VERTICAL : RBW:1000.000kHz VBW:3000.000kHz SWT:Auto 1 5726.72 50.03 68.20 -18.17 43.25 33.41 10.28 36.91 0.00 161 214 Peak	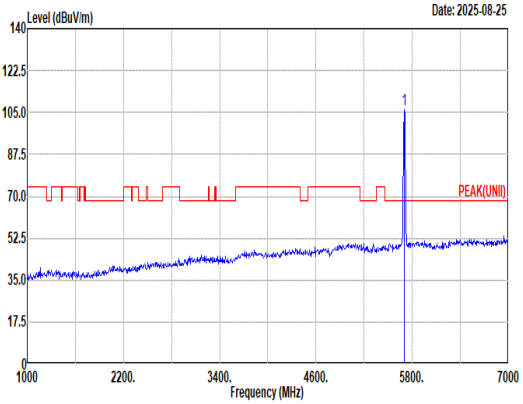 Site : 03CH13-HY Condition: PEAK(UNII) 3m 9120D_02038 VERTICAL : RBW:1000.000kHz VBW:3000.000kHz SWT:Auto 1 5704.00 106.15 ------ ------ 99.47 33.32 10.26 36.90 0.00 161 214 Peak
Avg	Blank	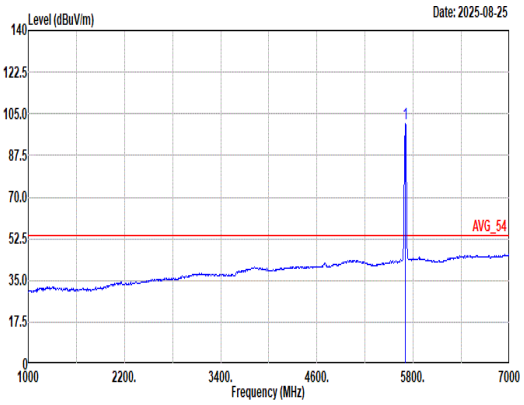 Site : 03CH13-HY Condition: AVG_54 3m 9120D_02038 VERTICAL : RBW:1000.000kHz VBW:10.000kHz SWT:Auto 1 5704.00 100.83 ------ ------ 94.15 33.32 10.26 36.90 0.00 161 214 Average

Mode	31	
	Band Edge - L	
	U-NII-2C_5.47-5.725_802.11a_CH144_5720MHz	
ANT	1	
Pol.	Horizontal	Fundamental
Peak	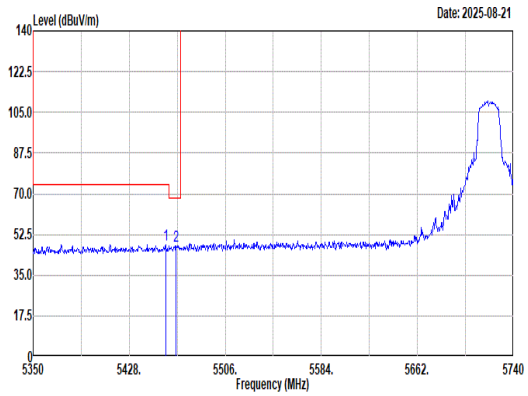 Site : 03CH13-HY Condition: U-NII-2C 3m 9120D_02038 HORIZONTAL : RBW:1000.000kHz VBW:3000.000kHz SWT:Auto Freq Level Limit Line Margin Read Level Ant Factor Cable Loss Preamp Factor Aux Factor APos TPos Remark MHz dBuV/m dBuV/m dB dBuV dB/m dB dB dB cm deg 1 5457.64 48.23 74.00 -25.77 42.17 32.82 10.04 36.80 0.00 100 148 Peak 2 5466.22 47.37 68.20 -20.83 41.29 32.83 10.05 36.80 0.00 100 148 Peak	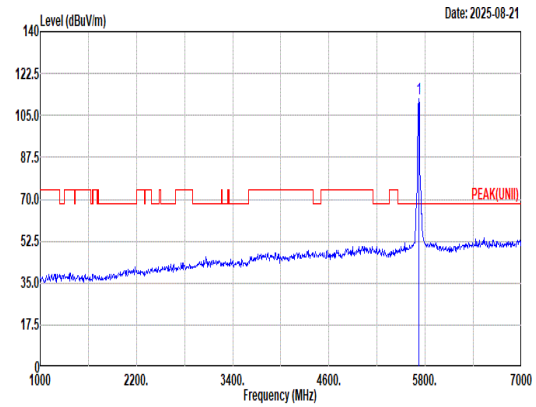 Site : 03CH13-HY Condition: PEAK(UNII) 3m 9120D_02038 HORIZONTAL : RBW:1000.000kHz VBW:3000.000kHz SWT:Auto Freq Level Limit Line Margin Read Level Ant Factor Cable Loss Preamp Factor Aux Factor APos TPos Remark MHz dBuV/m dBuV/m dB dBuV dB/m dB dB dB cm deg 1 5720.00 112.21 ------ ------ 105.49 33.36 10.27 36.91 0.00 100 148 Peak
Avg	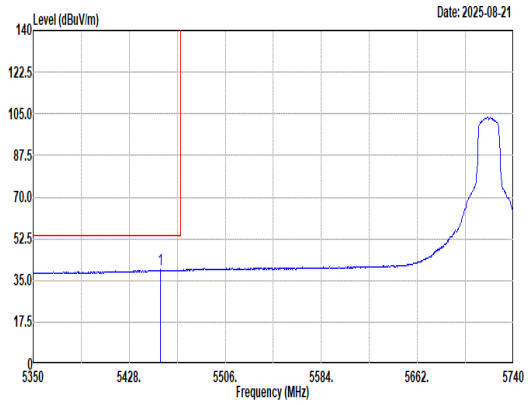 Site : 03CH13-HY Condition: U-NII-2C AVERAGE 3m 9120D_02038 HORIZONTAL : RBW:1000.000kHz VBW:1.000kHz SWT:Auto Freq Level Limit Line Margin Read Level Ant Factor Cable Loss Preamp Factor Aux Factor APos TPos Remark MHz dBuV/m dBuV/m dB dBuV dB/m dB dB dB cm deg 1 5453.35 39.39 54.00 -14.61 33.34 32.81 10.04 36.80 0.00 100 148 Average	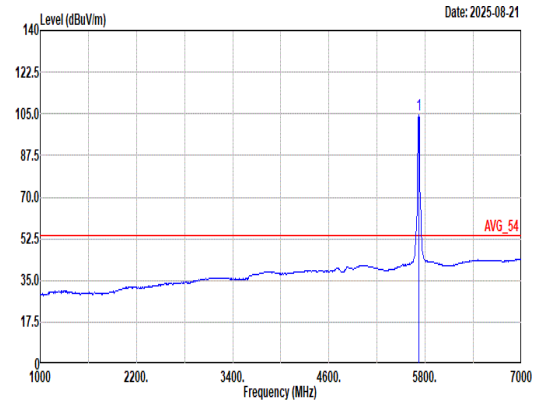 Site : 03CH13-HY Condition: AVG_54 3m 9120D_02038 HORIZONTAL : RBW:1000.000kHz VBW:1.000kHz SWT:Auto Freq Level Limit Line Margin Read Level Ant Factor Cable Loss Preamp Factor Aux Factor APos TPos Remark MHz dBuV/m dBuV/m dB dBuV dB/m dB dB dB cm deg 1 5720.00 104.77 ------ ------ 98.02 33.39 10.27 36.91 0.00 100 148 Average

Mode	31	
	Band Edge - R	
	U-NII-2C_5.47-5.725_802.11a_CH144_5720MHz	
ANT	1	
Pol.	Horizontal	Fundamental
Peak	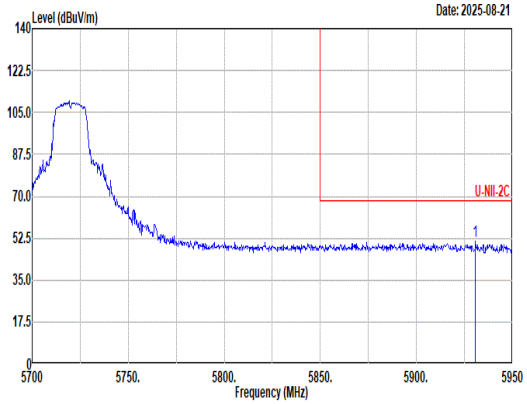 Site : 03CH13-HY Condition: U-NII-2C 3m 9120D_02038 HORIZONTAL : RBW:1000.000kHz VBW:3000.000kHz SWT:Auto Freq Level Limit Line Margin Read Level Ant Factor Cable Loss Preamp Factor Aux Factor APos TPos Remark MHz dBuV/m dBuV/m dB dBuV dB/m dB dB dB cm deg 1 5930.75 51.25 68.20 -16.95 43.60 34.08 10.59 37.02 0.00 100 148 Peak	Blank

Mode	31	
	Band Edge - L	
	U-NII-2C_5.47-5.725_802.11a_CH144_5720MHz	
ANT	1	
Pol.	Vertical	Fundamental
Peak	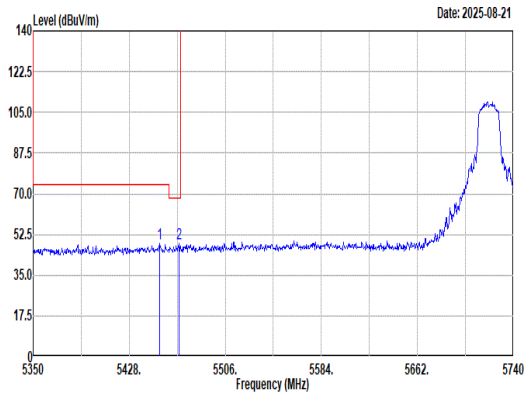 Site : 03CH13-HY Condition: U-NII-2C 3m 9120D_02038 VERTICAL : RBW:1000.000kHz VBW:3000.000kHz SWT:Auto Freq Level Limit Line Margin Read Level Ant Factor Cable Loss Preamp Factor Aux Factor APos TPos Remark MHz dBuV/m dBuV/m dB dBuV dB/m dB dB dB cm deg 1 5452.96 48.80 74.00 -25.20 42.75 32.81 10.04 36.80 0.00 400 196 Peak 2 5468.56 48.83 68.20 -19.37 42.74 32.84 10.05 36.80 0.00 400 196 Peak	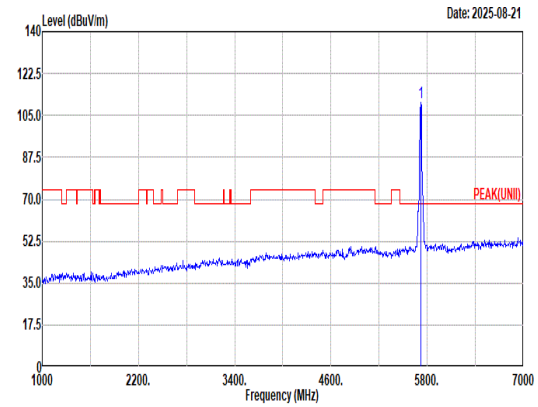 Site : 03CH13-HY Condition: PEAK(UNII) 3m 9120D_02038 VERTICAL : RBW:1000.000kHz VBW:3000.000kHz SWT:Auto Freq Level Limit Line Margin Read Level Ant Factor Cable Loss Preamp Factor Aux Factor APos TPos Remark MHz dBuV/m dBuV/m dB dBuV dB/m dB dB dB cm deg 1 5720.00 110.36 ------ ------ 103.64 33.36 10.27 36.91 0.00 400 196 Peak
Avg	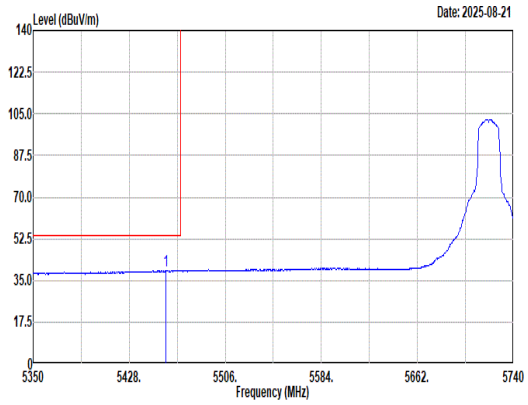 Site : 03CH13-HY Condition: U-NII-2C AVERAGE 3m 9120D_02038 VERTICAL : RBW:1000.000kHz VBW:1.000kHz SWT:Auto Freq Level Limit Line Margin Read Level Ant Factor Cable Loss Preamp Factor Aux Factor APos TPos Remark MHz dBuV/m dBuV/m dB dBuV dB/m dB dB dB cm deg 1 5458.03 39.02 54.00 -14.98 32.96 32.82 10.04 36.80 0.00 400 196 Average	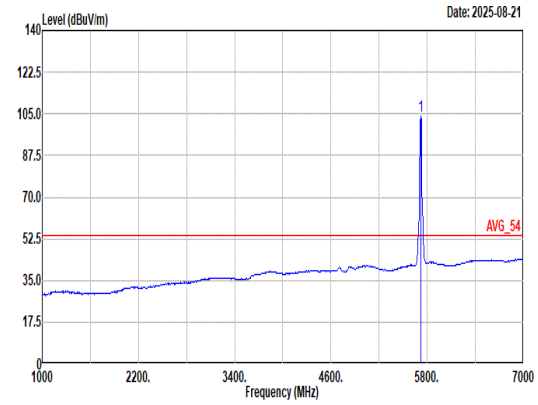 Site : 03CH13-HY Condition: AVG_54 3m 9120D_02038 VERTICAL : RBW:1000.000kHz VBW:1.000kHz SWT:Auto Freq Level Limit Line Margin Read Level Ant Factor Cable Loss Preamp Factor Aux Factor APos TPos Remark MHz dBuV/m dBuV/m dB dBuV dB/m dB dB dB cm deg 1 5720.00 103.99 ------ ------ 97.27 33.36 10.27 36.91 0.00 400 196 Average

Mode	31	
	Band Edge - R	
	U-NII-2C_5.47-5.725_802.11a_CH144_5720MHz	
ANT	1	
Pol.	Vertical	Fundamental
Peak	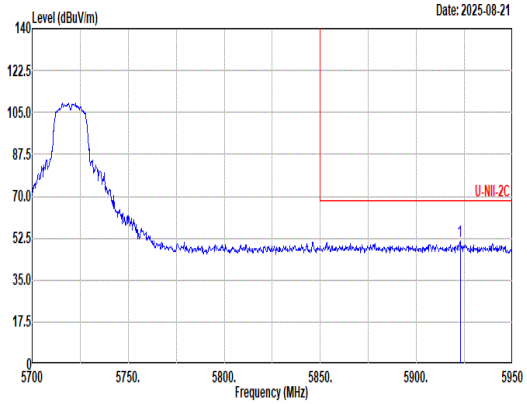 Site : 03CH13-HY Condition: U-NII-2C 3m 9120D_02038 VERTICAL : RBW:1000.000kHz VBW:3000.000kHz SWT:Auto Freq Level Limit Line Margin Read Level Ant Factor Cable Loss Preamp Factor Aux Factor APos TPos Remark MHz dBuV/m dBuV/m dB dBuV dB/m dB dB dB cm deg 1 5922.75 51.01 68.20 -17.19 43.34 34.11 10.58 37.02 0.00 400 196 Peak	Blank

Mode	31	
	Harmonic	
	U-NII-2C_5.47-5.725_802.11a_CH144_5720MHz	
ANT	1	
Pol.	Horizontal	Vertical
Peak Avg	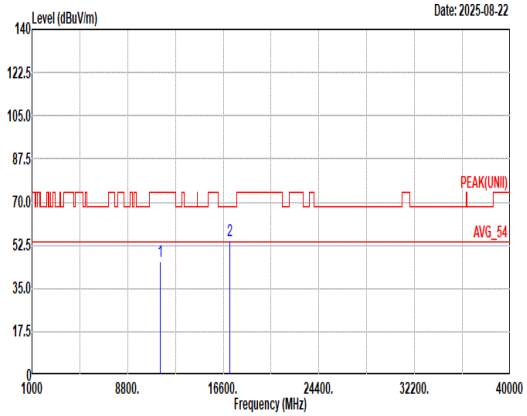 Site : 03CH13-HY Condition: PEAK(UNII) 3m 9120D_02038 HORIZONTAL Freq Level Limit Line Margin Read Level Ant Factor Cable Loss Preamp Factor Aux Factor APos TPos Remark MHz dBuV/m dBuV/m dB dBuV dB/m dB dB dB cm deg 1 11440.00 46.09 74.00 -27.91 47.04 39.00 15.61 56.01 0.45 -- -- Peak 2 17160.00 54.33 68.20 -13.87 52.41 38.04 19.31 56.06 0.63 194 343 Peak	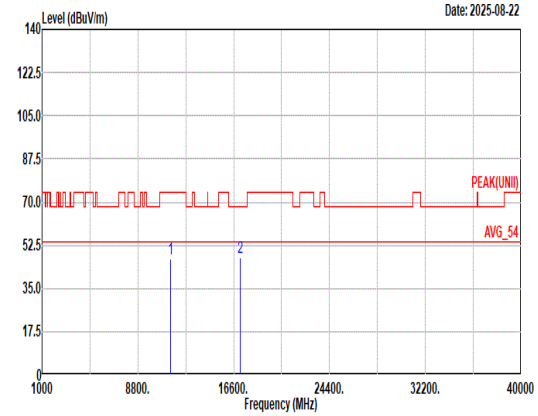 Site : 03CH13-HY Condition: PEAK(UNII) 3m 9120D_02038 VERTICAL Freq Level Limit Line Margin Read Level Ant Factor Cable Loss Preamp Factor Aux Factor APos TPos Remark MHz dBuV/m dBuV/m dB dBuV dB/m dB dB dB cm deg 1 11440.00 47.10 74.00 -26.90 48.05 39.00 15.61 56.01 0.45 -- -- Peak 2 17160.00 47.74 68.20 -20.46 45.82 38.04 19.31 56.06 0.63 -- -- Peak

Mode	32	
	Band Edge - L	
	U-NII-2C_5.47-5.725_802.11ac VHT20_CH144_5720MHz	
ANT	1	
Pol.	Horizontal	Fundamental
Peak	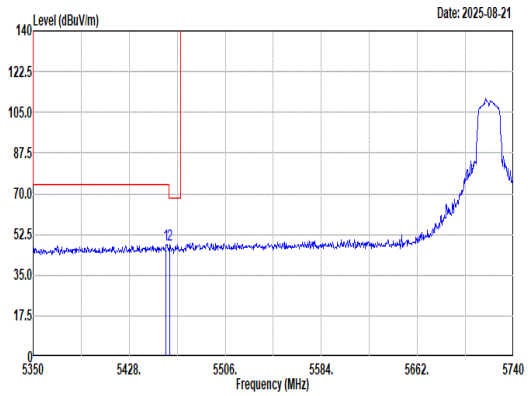 Site : 03CH13-HY Condition: U-NII-2C 3m 9120D_02038 HORIZONTAL : RBW:1000.000kHz VBW:3000.000kHz SWT:Auto Freq Level Limit Line Margin Read Level Ant Factor Cable Loss Preamp Factor Aux Factor APos TPos Remark MHz dBuV/m dBuV/m dB dBuV dB/m dB dB dB cm deg 1 5458.03 48.13 74.00 -25.87 42.07 32.82 10.04 36.80 0.00 103 150 Peak 2 5461.15 48.24 68.20 -19.96 42.17 32.82 10.05 36.80 0.00 103 150 Peak	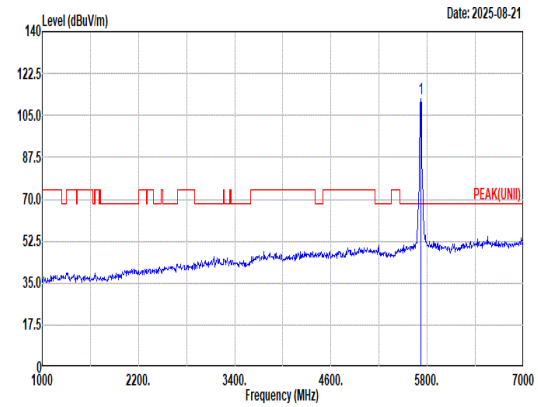 Site : 03CH13-HY Condition: PEAK(UNII) 3m 9120D_02038 HORIZONTAL : RBW:1000.000kHz VBW:3000.000kHz SWT:Auto Freq Level Limit Line Margin Read Level Ant Factor Cable Loss Preamp Factor Aux Factor APos TPos Remark MHz dBuV/m dBuV/m dB dBuV dB/m dB dB dB cm deg 1 5720.00 111.94 ------ ------ 105.22 33.36 10.27 36.91 0.00 103 150 Peak
Avg	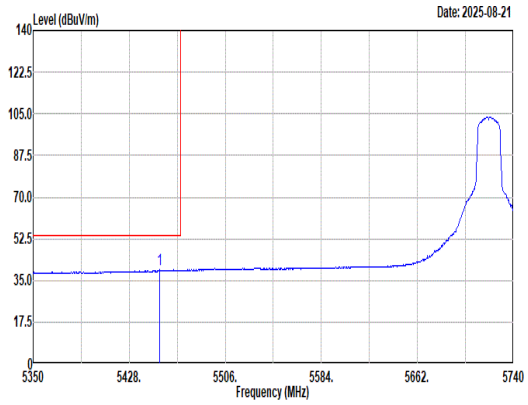 Site : 03CH13-HY Condition: U-NII-2C AVERAGE 3m 9120D_02038 HORIZONTAL : RBW:1000.000kHz VBW:1.000kHz SWT:Auto Freq Level Limit Line Margin Read Level Ant Factor Cable Loss Preamp Factor Aux Factor APos TPos Remark MHz dBuV/m dBuV/m dB dBuV dB/m dB dB dB cm deg 1 5452.57 39.38 54.00 -14.62 33.33 32.81 10.04 36.80 0.00 103 150 Average	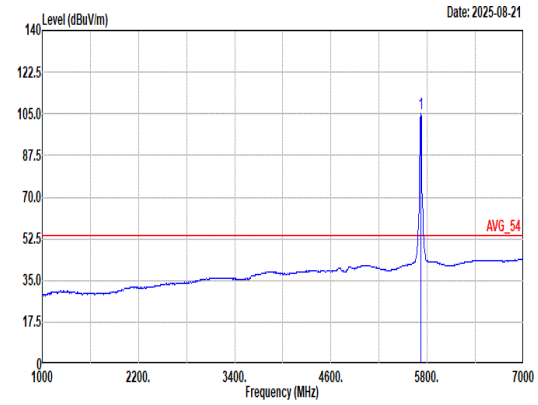 Site : 03CH13-HY Condition: AVG_54 3m 9120D_02038 HORIZONTAL : RBW:1000.000kHz VBW:1.000kHz SWT:Auto Freq Level Limit Line Margin Read Level Ant Factor Cable Loss Preamp Factor Aux Factor APos TPos Remark MHz dBuV/m dBuV/m dB dBuV dB/m dB dB dB cm deg 1 5720.00 104.98 ------ ------ 98.26 33.36 10.27 36.91 0.00 103 150 Average

Mode	32	
	Band Edge - R	
	U-NII-2C_5.47-5.725_802.11ac VHT20_CH144_5720MHz	
ANT	1	
Pol.	Horizontal	Fundamental
Peak	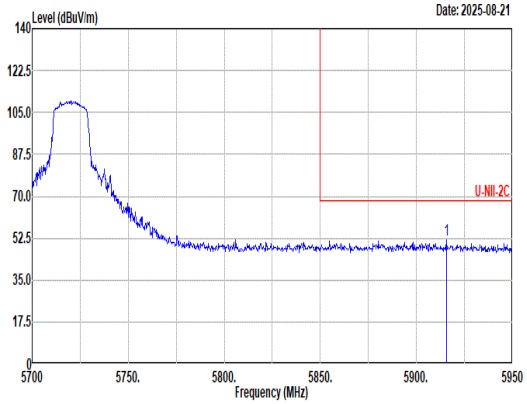 Site : 03CH13-HY Condition: U-NII-2C 3m 9120D_02038 HORIZONTAL : RBW:1000.000kHz VBW:3000.000kHz SWT:Auto Freq Level Limit Line Margin Read Level Ant Factor Cable Loss Preamp Factor Aux Factor APos TPos Remark MHz dBuV/m dBuV/m dB dBuV dB/m dB dB dB cm deg 1 5915.50 51.90 68.20 -16.30 44.20 34.14 10.57 37.01 0.00 103 150 Peak	Blank

Mode	32	
	Band Edge - L	
	U-NII-2C_5.47-5.725_802.11ac VHT20_CH144_5720MHz	
ANT	1	
Pol.	Vertical	Fundamental
Peak	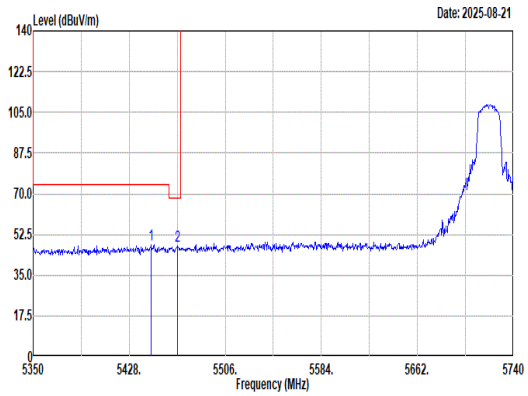 Site : 03CH13-HY Condition: U-NII-2C 3m 9120D_02038 VERTICAL : RBW:1000.000kHz VBW:3000.000kHz SWT:Auto Freq Level Limit Line Margin Read Level Ant Factor Cable Loss Preamp Factor Aux Factor APos TPos Remark MHz dBuV/m dBuV/m dB dBuV dB/m dB dB dB cm deg 1 5445.94 48.09 74.00 -25.91 42.06 32.80 10.03 36.80 0.00 400 195 Peak 2 5467.00 47.69 68.20 -20.51 41.61 32.83 10.05 36.80 0.00 400 195 Peak	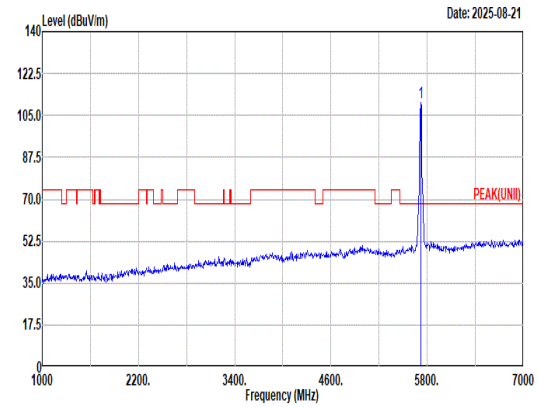 Site : 03CH13-HY Condition: PEAK(UNII) 3m 9120D_02038 VERTICAL : RBW:1000.000kHz VBW:3000.000kHz SWT:Auto Freq Level Limit Line Margin Read Level Ant Factor Cable Loss Preamp Factor Aux Factor APos TPos Remark MHz dBuV/m dBuV/m dB dBuV dB/m dB dB dB cm deg 1 5720.00 110.35 ------ ------ 103.60 33.39 10.27 36.91 0.00 400 195 Peak
Avg	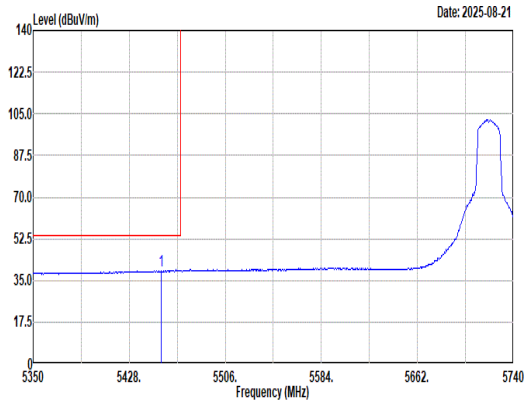 Site : 03CH13-HY Condition: U-NII-2C AVERAGE 3m 9120D_02038 VERTICAL : RBW:1000.000kHz VBW:1.000kHz SWT:Auto Freq Level Limit Line Margin Read Level Ant Factor Cable Loss Preamp Factor Aux Factor APos TPos Remark MHz dBuV/m dBuV/m dB dBuV dB/m dB dB dB cm deg 1 5454.13 39.23 54.00 -14.77 33.18 32.81 10.04 36.80 0.00 400 195 Average	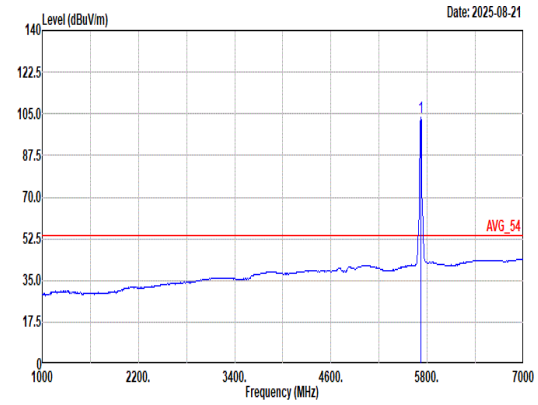 Site : 03CH13-HY Condition: AVG_54 3m 9120D_02038 VERTICAL : RBW:1000.000kHz VBW:1.000kHz SWT:Auto Freq Level Limit Line Margin Read Level Ant Factor Cable Loss Preamp Factor Aux Factor APos TPos Remark MHz dBuV/m dBuV/m dB dBuV dB/m dB dB dB cm deg 1 5720.00 103.76 ------ ------ 97.01 33.39 10.27 36.91 0.00 400 195 Average

Mode	32	
	Band Edge - R	
	U-NII-2C_5.47-5.725_802.11ac VHT20_CH144_5720MHz	
ANT	1	
Pol.	Vertical	Fundamental
Peak	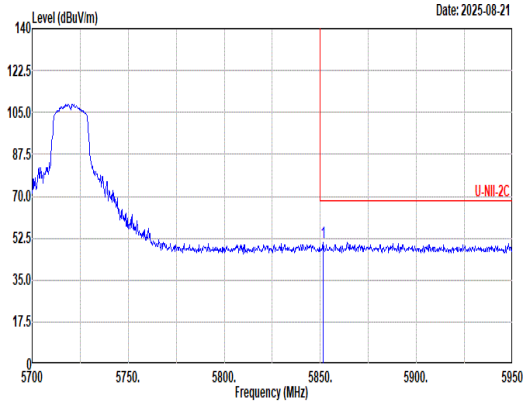 Site : 03CH13-HY Condition: U-NII-2C 3m 9120D_02038 VERTICAL : RBW:1000.000kHz VBW:3000.000kHz SWT:Auto Freq Level Limit Line Margin Read Level Ant Factor Cable Loss Preamp Factor Aux Factor APos TPos Remark MHz dBuV/m dBuV/m dB dBuV dB/m dB dB dB cm deg 1 5851.50 50.79 68.20 -17.41 43.32 34.01 10.44 36.98 0.00 400 195 Peak	Blank

Mode	32	
	Harmonic	
	U-NII-2C_5.47-5.725_802.11ac VHT20_CH144_5720MHz	
ANT	1	
Pol.	Horizontal	Vertical
Peak Avg	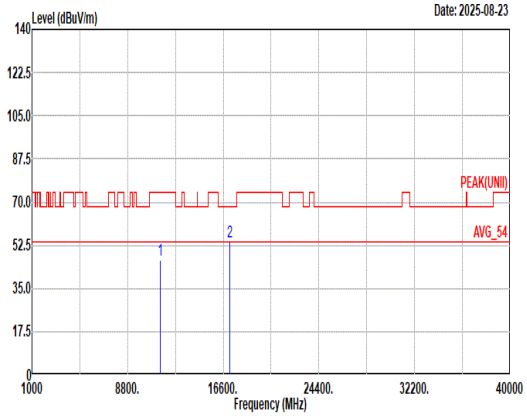 Site : 03CH13-HY Condition: PEAK(UNII) 3m 9120D_02038 HORIZONTAL Freq Level Limit Line Margin Read Level Ant Factor Cable Loss Preamp Factor Aux Factor APos TPos Remark MHz dBuV/m dBuV/m dB dBuV dB/m dB dB dB cm deg 1 11440.00 46.63 74.00 -27.37 47.58 39.00 15.61 56.01 0.45 -- -- Peak 2 17160.00 54.03 68.20 -14.17 52.11 38.04 19.31 56.06 0.63 196 343 Peak	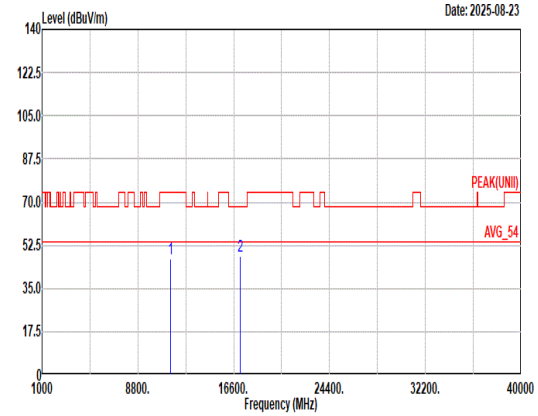 Site : 03CH13-HY Condition: PEAK(UNII) 3m 9120D_02038 VERTICAL Freq Level Limit Line Margin Read Level Ant Factor Cable Loss Preamp Factor Aux Factor APos TPos Remark MHz dBuV/m dBuV/m dB dBuV dB/m dB dB dB cm deg 1 11440.00 46.84 74.00 -27.16 47.79 39.00 15.61 56.01 0.45 -- -- Peak 2 17160.00 48.12 68.20 -20.08 46.20 38.04 19.31 56.06 0.63 -- -- Peak

Mode	33	
	Band Edge - L	
	U-NII-2C_5.47-5.725_802.11ax HE20_CH144_5720MHz	
ANT	1	
Pol.	Horizontal	Fundamental
Peak	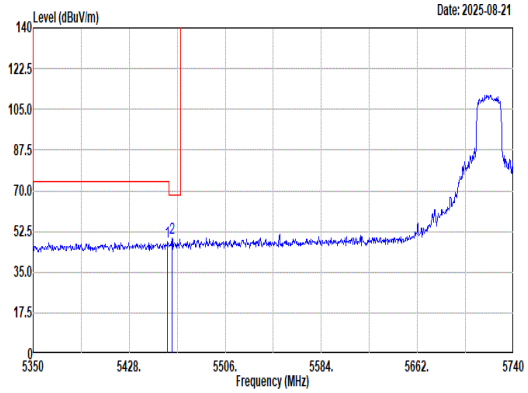 Site : 03CH13-HY Condition: U-NII-2C 3m 9120D_02038 HORIZONTAL : RBW:1000.000kHz VBW:3000.000kHz SWT:Auto Freq Level Limit Line Margin Read Level Ant Factor Cable Loss Preamp Factor Aux Factor APos TPos Remark MHz dBuV/m dBuV/m dB dBuV dB/m dB dB dB cm deg 1 5459.20 48.09 74.00 -25.91 42.03 32.82 10.04 36.80 0.00 102 149 Peak 2 5462.71 49.91 68.20 -18.29 43.83 32.83 10.05 36.80 0.00 102 149 Peak	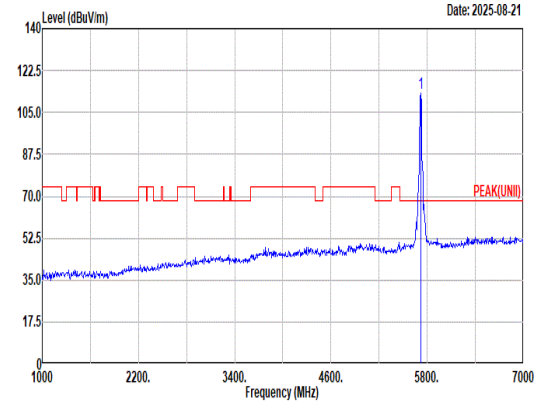 Site : 03CH13-HY Condition: PEAK(UNII) 3m 9120D_02038 HORIZONTAL : RBW:1000.000kHz VBW:3000.000kHz SWT:Auto Freq Level Limit Line Margin Read Level Ant Factor Cable Loss Preamp Factor Aux Factor APos TPos Remark MHz dBuV/m dBuV/m dB dBuV dB/m dB dB dB cm deg 1 5720.00 112.82 ------ ------ 106.10 33.36 10.27 36.91 0.00 102 149 Peak
Avg	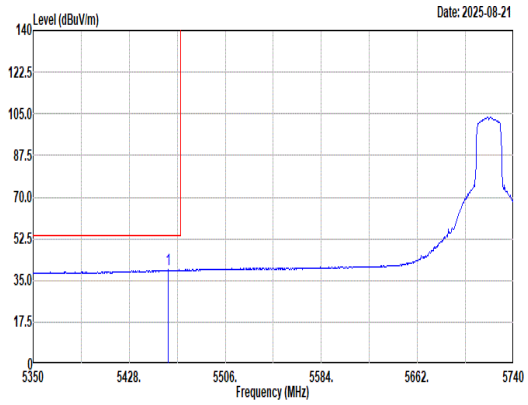 Site : 03CH13-HY Condition: U-NII-2C AVERAGE 3m 9120D_02038 HORIZONTAL : RBW:1000.000kHz VBW:1.000kHz SWT:Auto Freq Level Limit Line Margin Read Level Ant Factor Cable Loss Preamp Factor Aux Factor APos TPos Remark MHz dBuV/m dBuV/m dB dBuV dB/m dB dB dB cm deg 1 5459.59 39.39 54.00 -14.61 33.33 32.82 10.04 36.80 0.00 102 149 Average	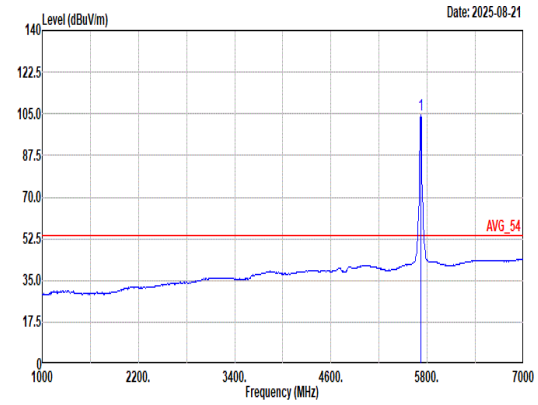 Site : 03CH13-HY Condition: AVG_54 3m 9120D_02038 HORIZONTAL : RBW:1000.000kHz VBW:1.000kHz SWT:Auto Freq Level Limit Line Margin Read Level Ant Factor Cable Loss Preamp Factor Aux Factor APos TPos Remark MHz dBuV/m dBuV/m dB dBuV dB/m dB dB dB cm deg 1 5720.00 104.79 ------ ------ 98.07 33.36 10.27 36.91 0.00 102 149 Average

Mode	33	
	Band Edge - R	
	U-NII-2C_5.47-5.725_802.11ax HE20_CH144_5720MHz	
ANT	1	
Pol.	Horizontal	Fundamental
Peak	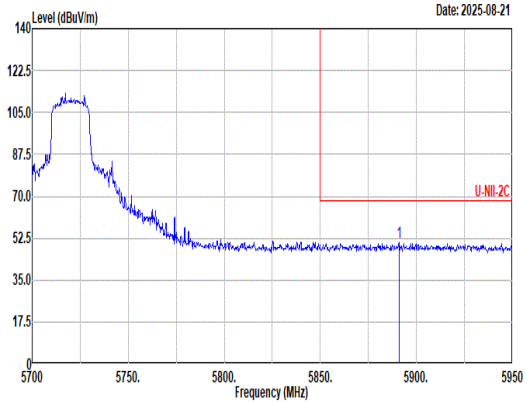 Site : 03CH13-HY Condition: U-NII-2C 3m 9120D_02038 HORIZONTAL : RBW:1000.000kHz VBW:3000.000kHz SWT:Auto Limit Read Ant Cable Preamp Aux APos TPos Freq Level Line Margin Level Factor Loss Factor Factor Remark MHz dBuV/m dBuV/m dB dBuV dB/m dB dB dB cm deg 1 5891.00 50.57 68.20 -17.63 42.89 34.16 10.52 37.00 0.00 102 149 Peak	Blank

Mode	33	
	Band Edge - L	
	U-NII-2C_5.47-5.725_802.11ax HE20_CH144_5720MHz	
ANT	1	
Pol.	Vertical	Fundamental
Peak	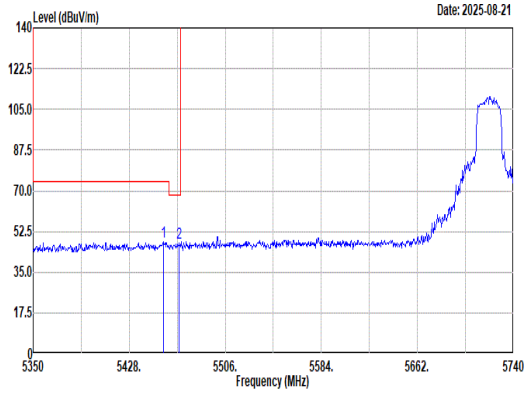 Site : 03CH13-HY Condition: U-NII-2C 3m 9120D_02038 VERTICAL : RBW:1000.000kHz VBW:3000.000kHz SWT:Auto Freq Level Limit Line Margin Read Level Ant Factor Cable Loss Preamp Factor Aux Factor APos TPos Remark MHz dBuV/m dBuV/m dB dBuV dB/m dB dB dB cm deg 1 5455.69 47.91 74.00 -26.09 41.86 32.81 10.04 36.80 0.00 400 197 Peak 2 5468.56 47.32 68.20 -20.88 41.23 32.84 10.05 36.80 0.00 400 197 Peak	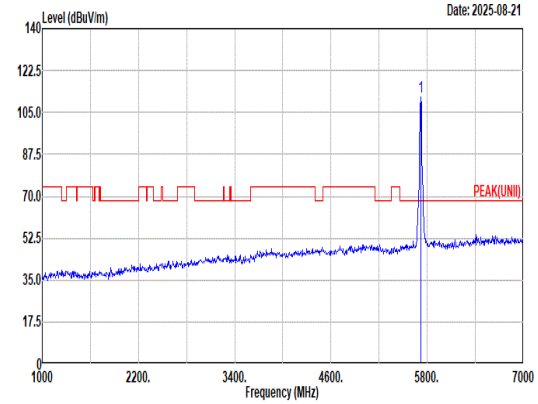 Site : 03CH13-HY Condition: PEAK(UNII) 3m 9120D_02038 VERTICAL : RBW:1000.000kHz VBW:3000.000kHz SWT:Auto Freq Level Limit Line Margin Read Level Ant Factor Cable Loss Preamp Factor Aux Factor APos TPos Remark MHz dBuV/m dBuV/m dB dBuV dB/m dB dB dB cm deg 1 5720.00 111.22 ------ ------ 104.47 33.39 10.27 36.91 0.00 400 197 Peak
Avg	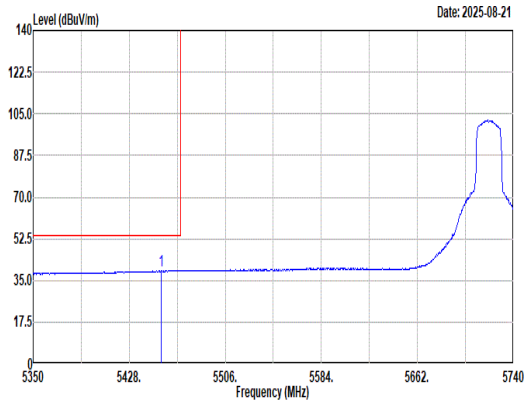 Site : 03CH13-HY Condition: U-NII-2C AVERAGE 3m 9120D_02038 VERTICAL : RBW:1000.000kHz VBW:1.000kHz SWT:Auto Freq Level Limit Line Margin Read Level Ant Factor Cable Loss Preamp Factor Aux Factor APos TPos Remark MHz dBuV/m dBuV/m dB dBuV dB/m dB dB dB cm deg 1 5453.74 39.03 54.00 -14.97 32.98 32.81 10.04 36.80 0.00 400 197 Average	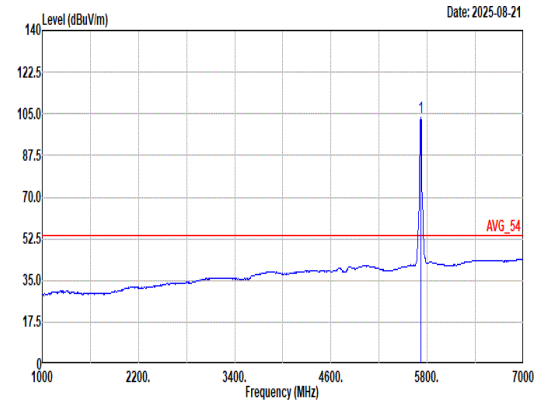 Site : 03CH13-HY Condition: AVG_54 3m 9120D_02038 VERTICAL : RBW:1000.000kHz VBW:1.000kHz SWT:Auto Freq Level Limit Line Margin Read Level Ant Factor Cable Loss Preamp Factor Aux Factor APos TPos Remark MHz dBuV/m dBuV/m dB dBuV dB/m dB dB dB cm deg 1 5720.00 103.66 ------ ------ 96.94 33.36 10.27 36.91 0.00 400 197 Average

Mode	33	
	Band Edge - R	
	U-NII-2C_5.47-5.725_802.11ax HE20_CH144_5720MHz	
ANT	1	
Pol.	Vertical	Fundamental
Peak	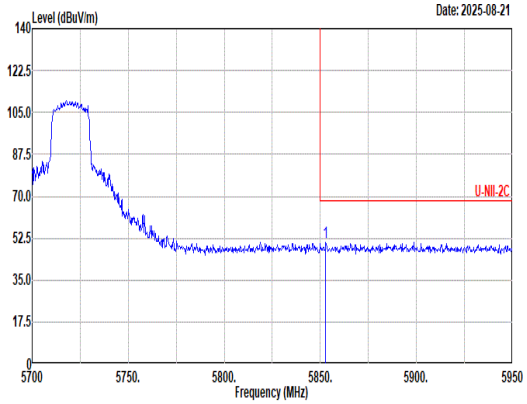 Site : 03CH13-HY Condition: U-NII-2C 3m 9120D_02038 VERTICAL : RBW:1000.000kHz VBW:3000.000kHz SWT:Auto Limit Read Ant Cable Preamp Aux APos TPos Freq Level Line Margin Level Factor Loss Factor Factor Remark MHz dBuV/m dBuV/m dB dBuV dB/m dB dB dB cm deg 1 5852.75 50.77 68.20 -17.43 43.30 34.01 10.44 36.98 0.00 400 197 Peak	Blank

Mode	33	
	Harmonic	
	U-NII-2C_5.47-5.725_802.11ax HE20_CH144_5720MHz	
ANT	1	
Pol.	Horizontal	Vertical
Peak Avg	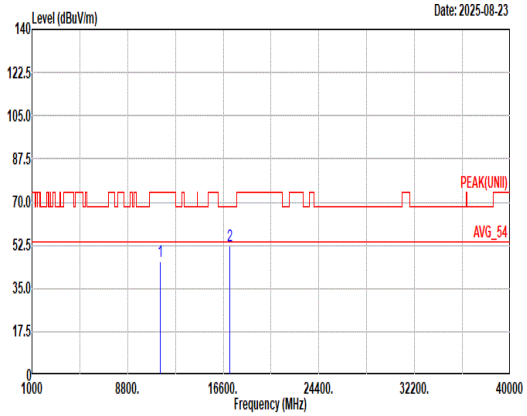 Site : 03CH13-HY Condition: PEAK(UNII) 3m 9120D_02038 HORIZONTAL Freq Level Limit Line Margin Read Level Ant Factor Cable Loss Preamp Factor Aux Factor APos TPos Remark MHz dBuV/m dBuV/m dB dBuV dB/m dB dB dB cm deg 1 11440.00 45.82 74.00 -28.18 46.77 39.00 15.61 56.01 0.45 -- -- Peak 2 17160.00 52.54 68.20 -15.66 50.62 38.04 19.31 56.06 0.63 188 214 Peak	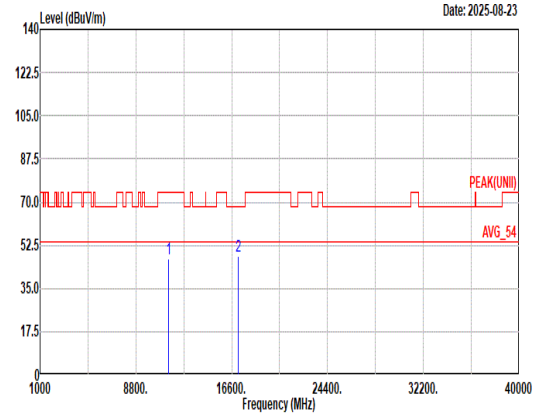 Site : 03CH13-HY Condition: PEAK(UNII) 3m 9120D_02038 VERTICAL Freq Level Limit Line Margin Read Level Ant Factor Cable Loss Preamp Factor Aux Factor APos TPos Remark MHz dBuV/m dBuV/m dB dBuV dB/m dB dB dB cm deg 1 11440.00 46.97 74.00 -27.03 47.92 39.00 15.61 56.01 0.45 -- -- Peak 2 17160.00 47.97 68.20 -20.23 46.05 38.04 19.31 56.06 0.63 -- -- Peak

Mode	34	
	LF	
	U-NII-2A_5.25-5.35_802.11ax HE20_CH64_Full RU_5320MHz	
ANT	1	
Pol.	Horizontal	Vertical
QP/ Peak	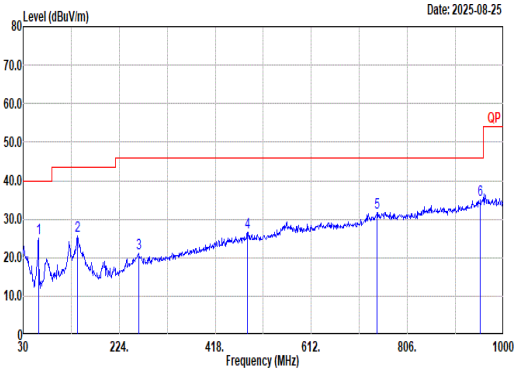 Site : 03CH13-HY Condition: QP 3m BILOG_40103 HORIZONTAL	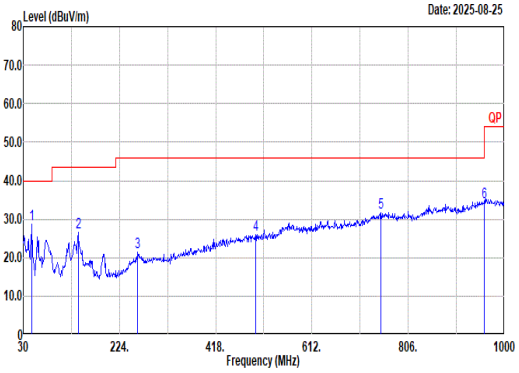 Site : 03CH13-HY Condition: QP 3m BILOG_40103 VERTICAL

	Freq	Level	Limit Line	Margin	Read Level	Ant Factor	Cable Loss	Preamp Factor	Aux Factor	APos	TPos	Remark
	MHz	dBuV/m	dBuV/m	dB	dBuV	dB/m	dB	dB	dB	cm	deg	
1	61.04	25.12	40.00	-14.88	43.87	12.03	1.03	31.93	0.12	--	--	Peak
2	139.61	25.56	43.50	-17.94	38.33	17.53	1.58	31.94	0.06	--	--	Peak
3	262.80	21.16	46.00	-24.84	30.41	20.23	2.14	31.74	0.12	--	--	Peak
4	482.99	26.68	46.00	-19.32	31.66	23.78	2.90	31.77	0.11	--	--	Peak
5	744.89	31.76	46.00	-14.24	31.16	28.45	3.63	31.62	0.14	--	--	Peak
6	953.44	35.02	46.00	-10.98	30.59	30.80	4.07	30.64	0.20	--	--	Peak

	Freq	Level	Limit Line	Margin	Read Level	Ant Factor	Cable Loss	Preamp Factor	Aux Factor	APos	TPos	Remark
	MHz	dBuV/m	dBuV/m	dB	dBuV	dB/m	dB	dB	dB	cm	deg	
1	47.46	28.62	40.00	-11.38	43.85	15.68	0.95	31.98	0.12	--	--	Peak
2	140.58	26.69	43.50	-16.81	39.44	17.55	1.58	31.94	0.06	--	--	Peak
3	260.86	21.30	46.00	-24.70	30.64	20.15	2.13	31.74	0.12	--	--	Peak
4	498.51	26.06	46.00	-19.94	30.84	23.96	2.95	31.80	0.11	--	--	Peak
5	750.71	31.78	46.00	-14.22	31.19	28.42	3.64	31.61	0.14	--	--	Peak
6	959.26	34.56	46.00	-11.44	30.04	30.81	4.08	30.58	0.21	--	--	Peak

Appendix D. Duty Cycle Plots

Antenna	Band	Duty Cycle (%)	T(us)	1/T(kHz)	VBW Setting
1	802.11a	97.48	1392	0.72	1kHz
1	5GHz 802.11ac VHT20	97.04	1310	0.76	1kHz
1	5GHz 802.11ax HE20 Full RU	96.57	1014	0.99	1kHz
1	5GHz 802.11ax HE20 106 RU	84.35	194	5.15	10kHz

802.11a

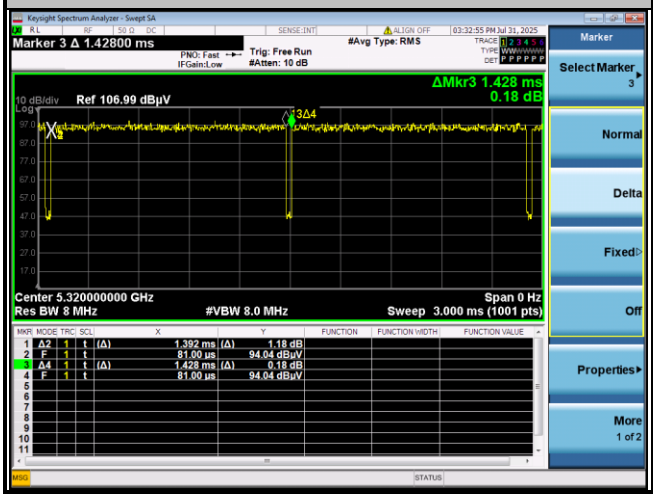

5GHz 802.11ac VHT20

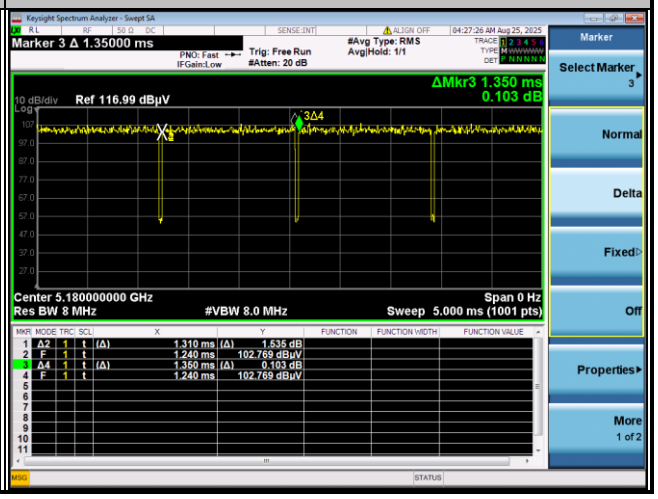

5GHz 802.11ax HE20 Full RU

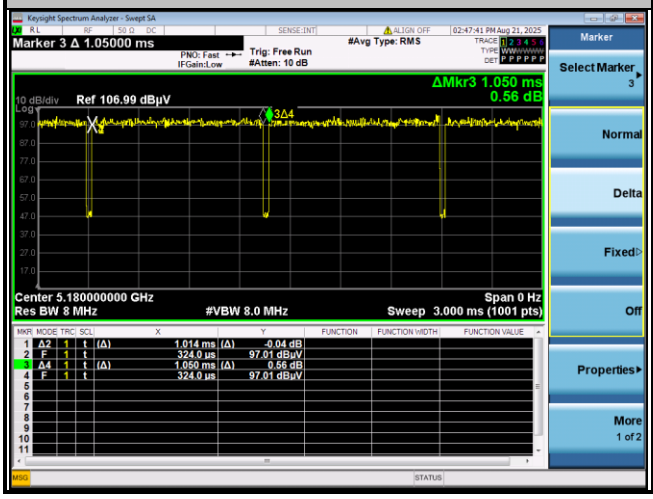

5GHz 802.11ax HE20 106 RU

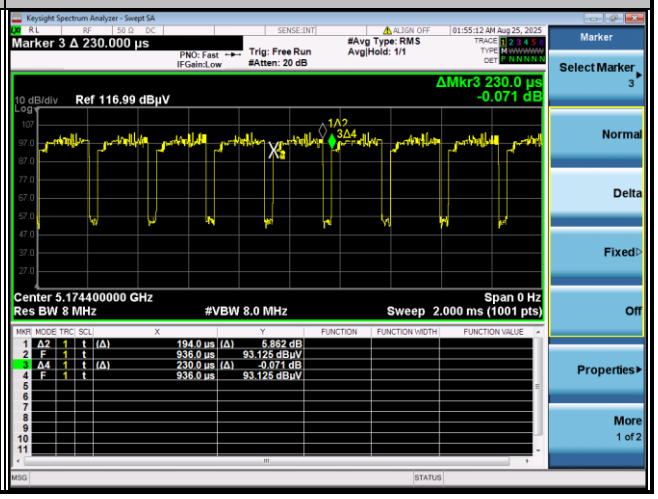

Appendix D. Conducted Duty Cycle Plots

Band	Duty Cycle (%)	T(us)
802.11a	97.41	1392
5GHz 802.11ac VHT20	97.40	1309
5GHz 802.11ax HE20 Full RU	96.63	1014
5GHz 802.11ax HE20 26 RU	94.31	580
5GHz 802.11ax HE20 52 RU	90.36	328
5GHz 802.11ax HE20 106 RU	84.67	197

802.11a

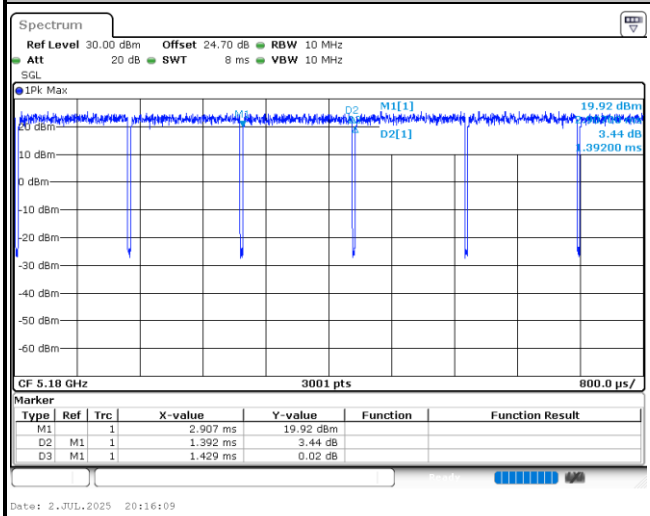

5GHz 802.11ac VHT20

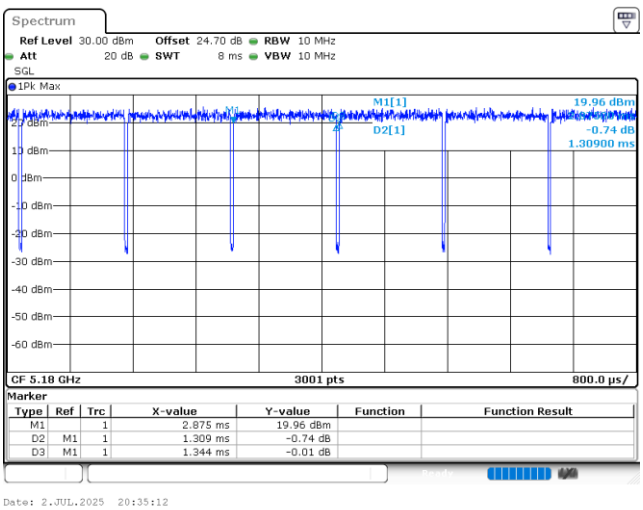

5GHz 802.11ax HE20 Full RU

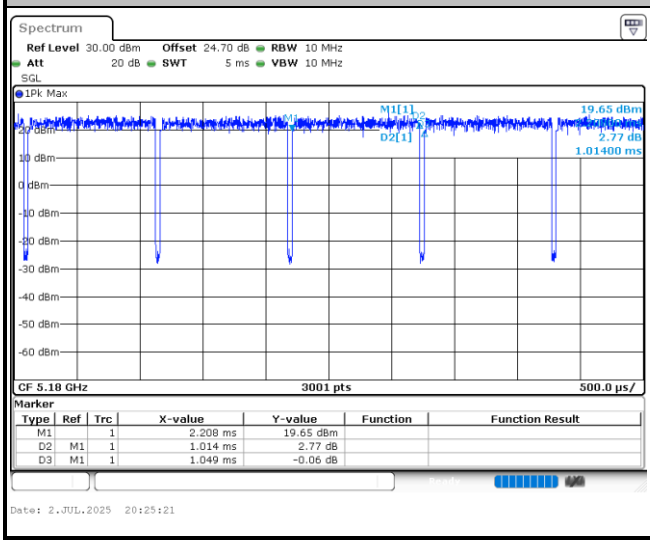

5GHz 802.11ax HE20 26 RU

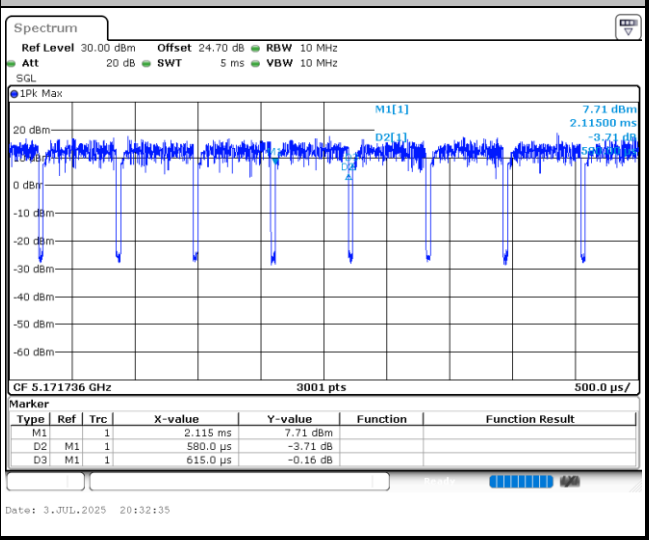
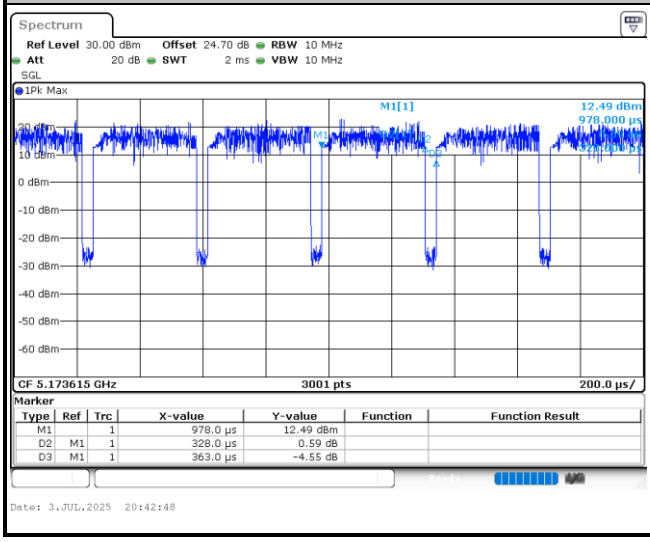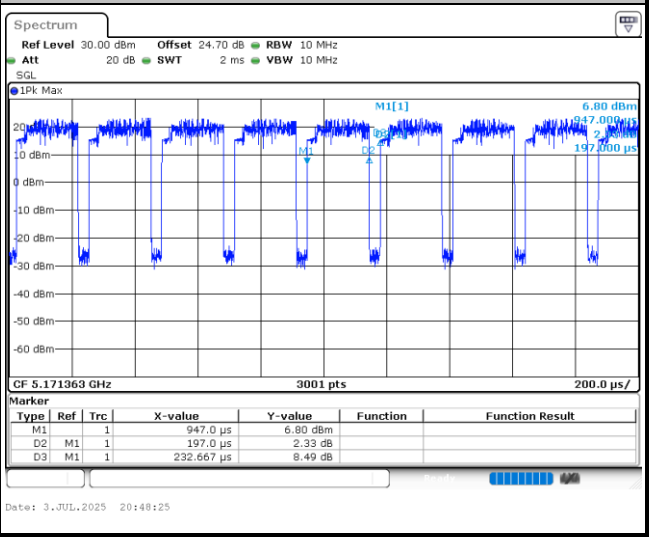
5GHz 802.11ax HE20 52 RU	5GHz 802.11ax HE20 106 RU