Emanate Wireless, Inc.

Request for Class II Permissive Change

Date: 2016-3-29

To whom it may concern:

About our product: Emanate PowerPath Tag, FCC ID: 2AEWLPPT-200, we want apply Class II permissive change, and the difference between old product and new product are as below:
There are identical as following:
RF module, Antenna, Enclosure, Internal structure. There are no RF parameter changes to the operating frequency band, rated radiated and conducted output power of the device.
There are some changes in Electronic Components without RF module, please reference the new circuit schematic and below detail.

item	The difference of new product compared with old product	Remark
Limiter board	Power board : Change PCB layout, no change components, please refer to next page 2. Main board : Change PCB layout, deleteU2,IR1, R64,R65,R66,R67, R8,R9 ,R41-R44,R61,R99,R71,R72,C29-C34,C8,C9,Y1, LX1,LY1,J6, please refer to next page 3-4	/

Yours sincerely,

Signatory

Name	Daniel Cusick
Position	VP, Customer Development
Company Name	Emanate Wireless, Inc.
Address	11145 Windsor Road, Ijamsville, MD 21754 USA
Tel / Fax	(440) 725-8063
E-Mail	dcusick@emanatewireless.com

The dfference between V2(old) and V3(new)

Power board



the 4mm gap form copper foil of screw hole

Power board

Main board

V3

V2

V3

Emanate-PowerPath_MAIN-BOARD-V3.0-0

V2

Emanate-PowerPath_MAIN-BOARD-V2-0-0

The dfference between PPT-200V1 (original) and PPT-200 V2 &PPT V3 Power board

PPT-200V1



PPT-200 V2 &PPT-300 V3



the 4mm gap form copper foil of screw hole

Main board

PPT-200 V1

PPT-200 V2

PPT-300 V3



PPT-200 V1

PPT-200 V2

PPT-300 V3

PPT-200 V2

PPT-300 V3