5755MHz

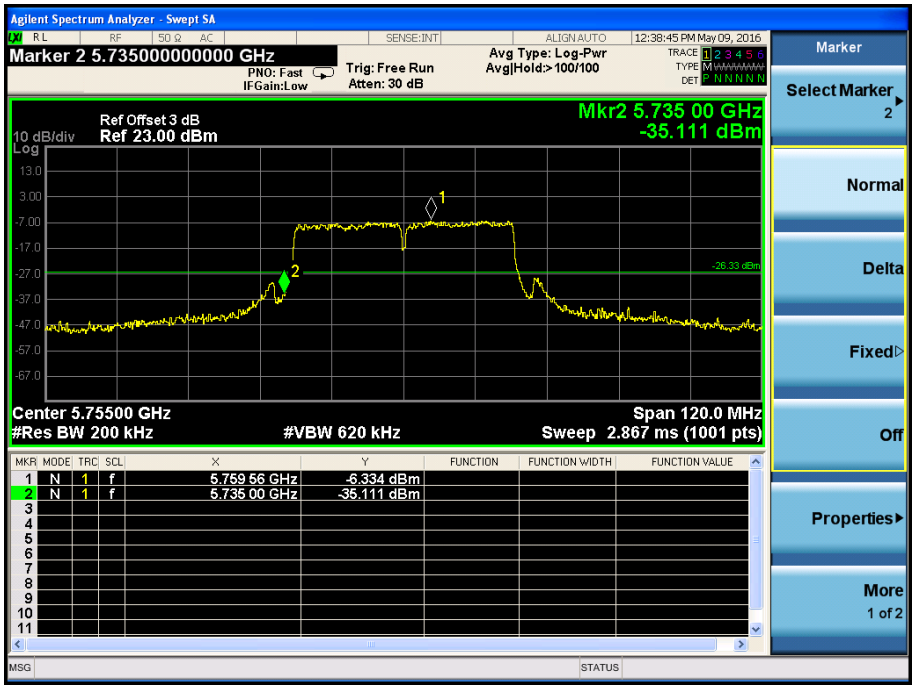
Agilent Spectrum Analyzer - Swept SA
Marker 2 5.735000000000 GHz
PNO: Fast
IFGain:Low
Trig: Free Run
Atten: 30 dB
Avg Type: Log-Pwr
Avg|Hold:>100/100
12:38:45 PM May 09, 2016
Ref Offset 3 dB
10 dB/div
Ref 23.00 dBm
Mkr2 5.735 00 GHz
-35.111 dBm
-26.33 dBm
Center 5.75500 GHz
#Res BW 200 kHz
#VBW 620 kHz
Span 120.0 MHz
Sweep 2.867 ms (1001 pts)
1 N 1 f 5.759 56 GHz -6.334 dBm
2 N 1 f 5.735 00 GHz -35.111 dBm
Marker
Select Marker 2
Normal
Delta
Fixed
Off
Properties
More 1 of 2

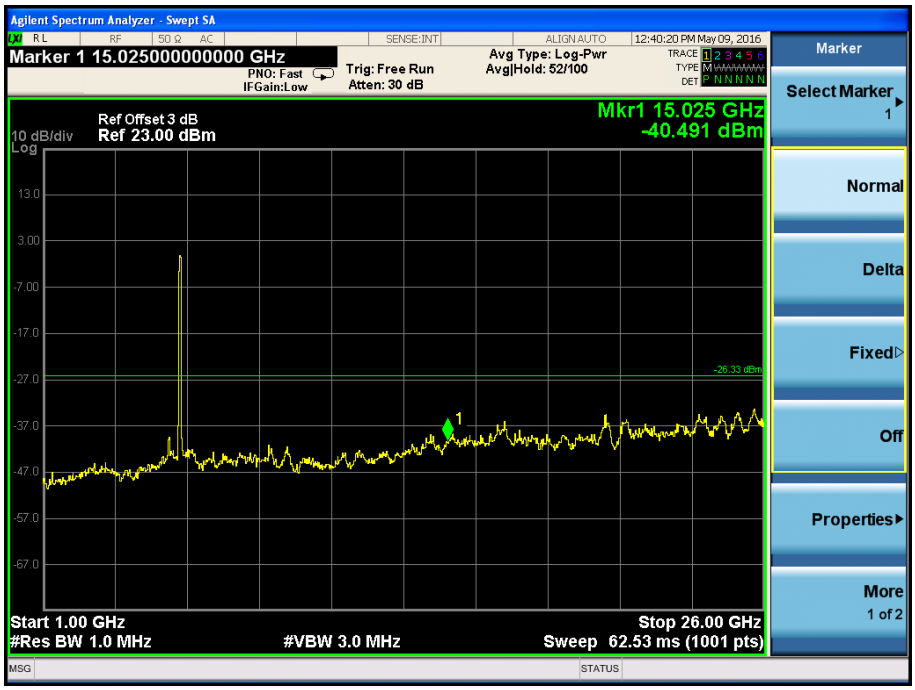
Agilent Spectrum Analyzer - Swept SA
Marker 1 15.025000000000 GHz
PNO: Fast
IFGain:Low
Trig: Free Run
Atten: 30 dB
Avg Type: Log-Pwr
Avg|Hold: 52/100
12:40:20 PM May 09, 2016
Ref Offset 3 dB
10 dB/div
Ref 23.00 dBm
Mkr1 15.025 GHz
-40.491 dBm
-26.33 dBm
Start 1.00 GHz
#Res BW 1.0 MHz
#VBW 3.0 MHz
Stop 26.00 GHz
Sweep 62.53 ms (1001 pts)
Marker
Select Marker 1
Normal
Delta
Fixed
Off
Properties
More 1 of 2

5795MHz

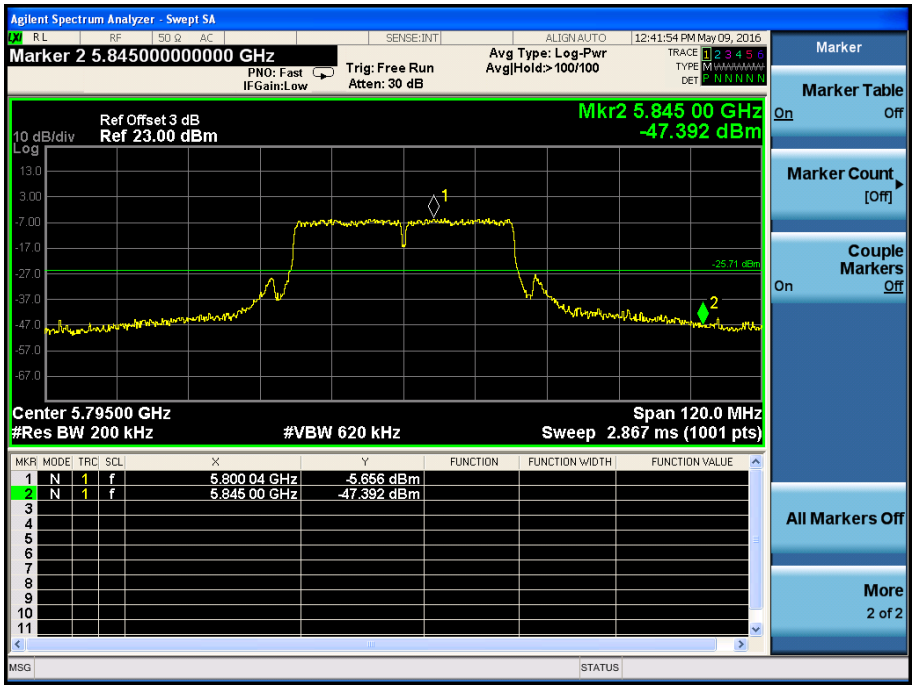
Agilent Spectrum Analyzer - Swept SA
Marker 2 5.845000000000 GHz
PNO: Fast
IFGain:Low
Trig: Free Run
Atten: 30 dB
Avg Type: Log-Pwr
Avg|Hold:>100/100
12:41:54 PM May 09, 2016
Ref Offset 3 dB
10 dB/div
Ref 23.00 dBm
Log
Mkr2 5.845 00 GHz
-47.392 dBm
-25.71 dBm
Center 5.79500 GHz
#Res BW 200 kHz
#VBW 620 kHz
Span 120.0 MHz
Sweep 2.867 ms (1001 pts)
1 N 1 f 5.800 04 GHz -5.656 dBm
2 N 1 f 5.845 00 GHz -47.392 dBm
Marker
Marker Table
On Off
Marker Count
[Off]
Couple Markers
On Off
All Markers Off
More
2 of 2

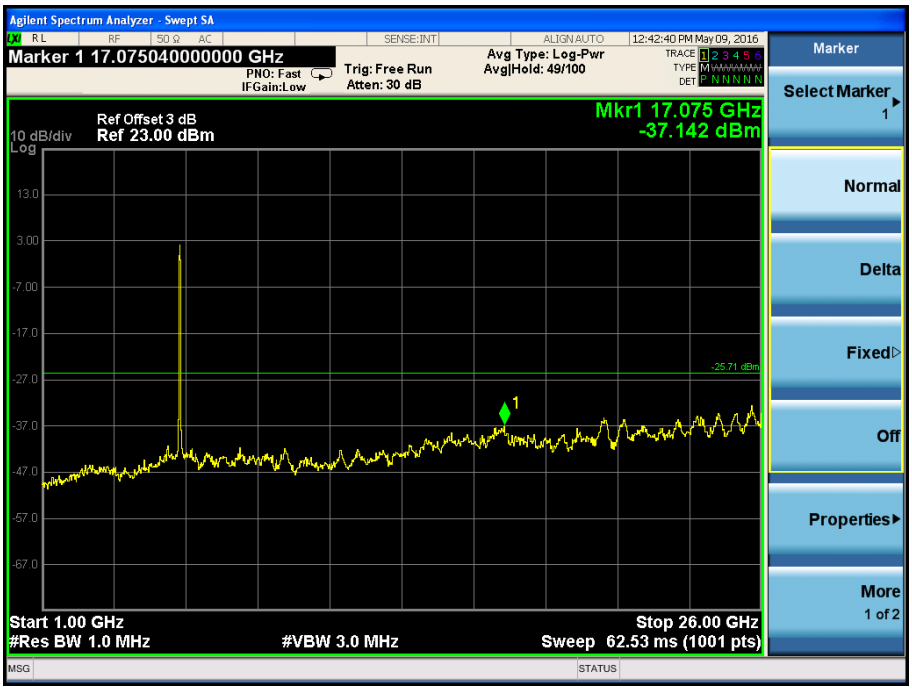
Agilent Spectrum Analyzer - Swept SA
Marker 1 17.075040000000 GHz
PNO: Fast
IFGain:Low
Trig: Free Run
Atten: 30 dB
Avg Type: Log-Pwr
Avg|Hold: 49/100
12:42:40 PM May 09, 2016
Ref Offset 3 dB
10 dB/div
Ref 23.00 dBm
Log
Mkr1 17.075 GHz
-37.142 dBm
-25.71 dBm
Start 1.00 GHz
#Res BW 1.0 MHz
#VBW 3.0 MHz
Stop 26.00 GHz
Sweep 62.53 ms (1001 pts)
Marker
Select Marker
1
Normal
Delta
Fixed
Off
Properties
More
1 of 2

Antenna 2

802.11a

5180MHz

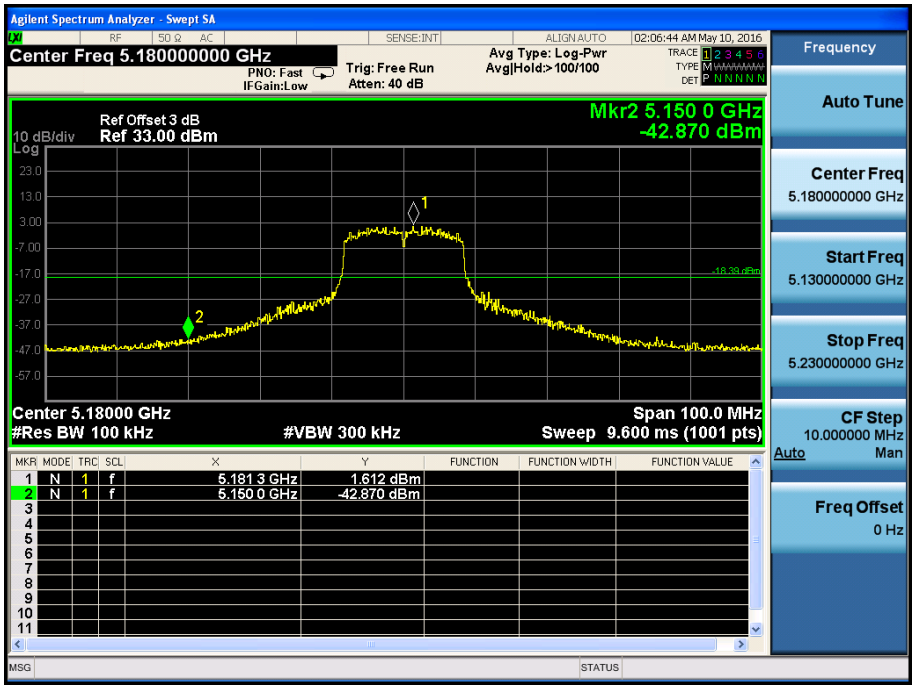

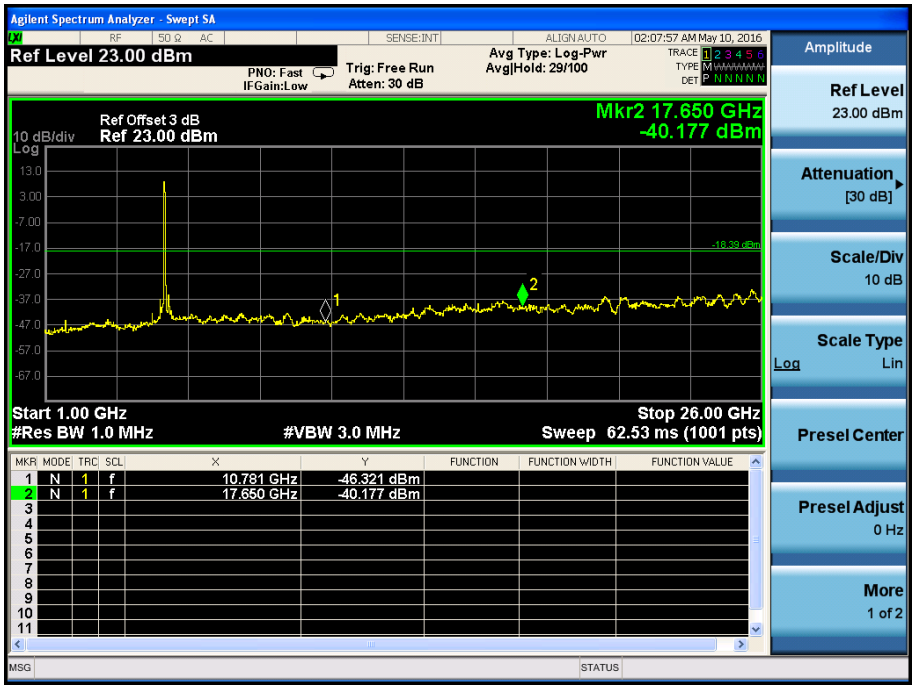

5200MHz

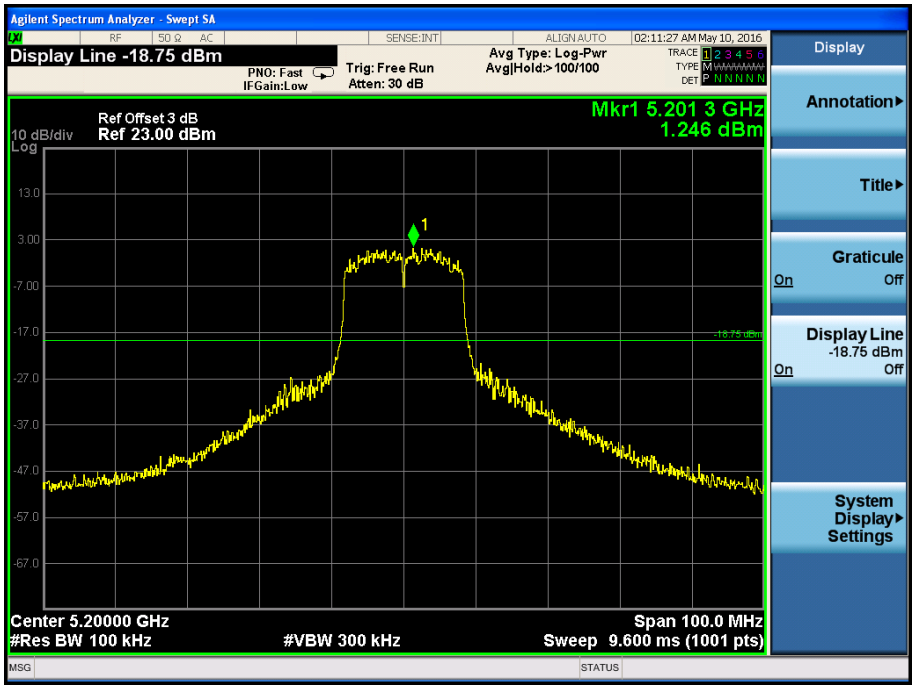
Agilent Spectrum Analyzer - Swept SA
Display Line -18.75 dBm
PNO: Fast
IFGain:Low
Trig: Free Run
Atten: 30 dB
Avg Type: Log-Pwr
Avg|Hold:>100/100
02:11:27 AM May 10, 2016
Ref Offset 3 dB
10 dB/div
Ref 23.00 dBm
Mkr1 5.201 3 GHz
1.246 dBm
Center 5.20000 GHz
#Res BW 100 kHz
#VBW 300 kHz
Span 100.0 MHz
Sweep 9.600 ms (1001 pts)
Display
Annotation
Title
Graticule
On Off
Display Line
-18.75 dBm
On Off
System Display Settings

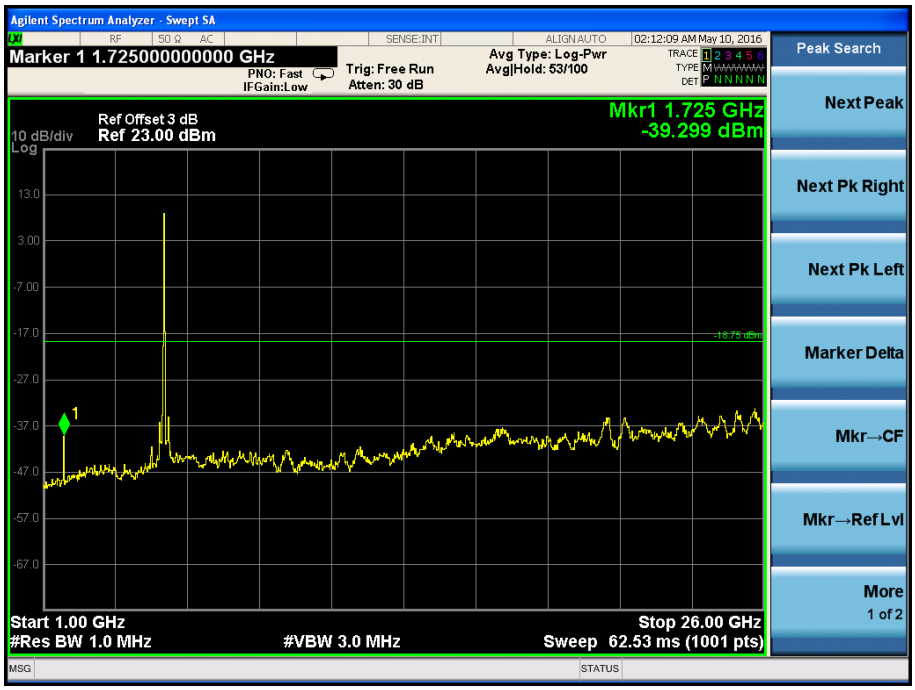
Agilent Spectrum Analyzer - Swept SA
Marker 1 1.725000000000 GHz
PNO: Fast
IFGain:Low
Trig: Free Run
Atten: 30 dB
Avg Type: Log-Pwr
Avg|Hold: 53/100
02:12:09 AM May 10, 2016
Ref Offset 3 dB
10 dB/div
Ref 23.00 dBm
Mkr1 1.725 GHz
-39.299 dBm
Start 1.00 GHz
#Res BW 1.0 MHz
#VBW 3.0 MHz
Stop 26.00 GHz
Sweep 62.53 ms (1001 pts)
Peak Search
Next Peak
Next Pk Right
Next Pk Left
Marker Delta
Mkr→CF
Mkr→Ref Lvl
More
1 of 2

5240MHz

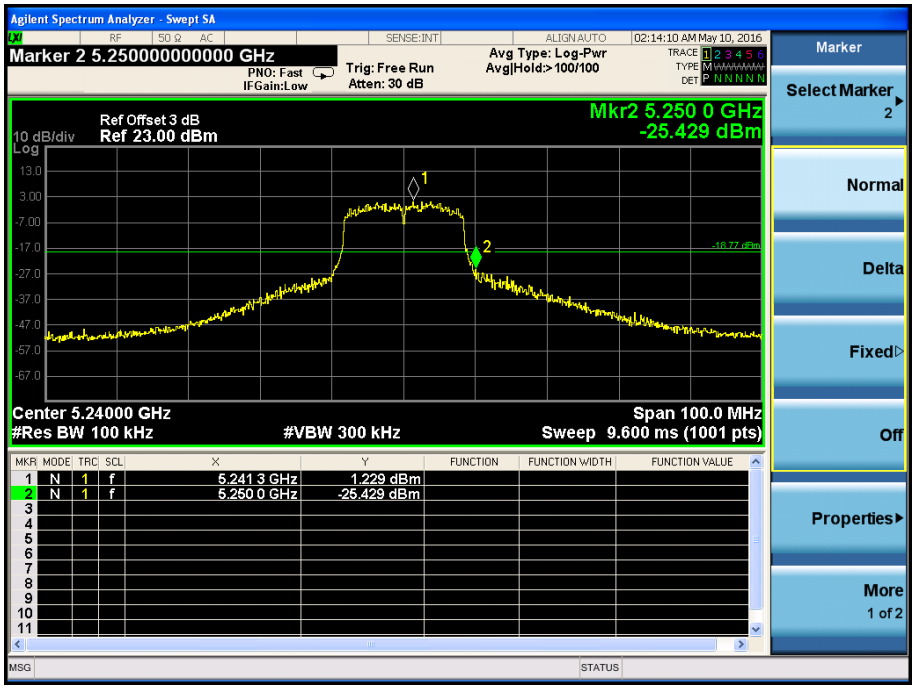
Agilent Spectrum Analyzer - Swept SA
Marker 2 5.250000000000 GHz
PNO: Fast
IFGain:Low
Trig: Free Run
Atten: 30 dB
Avg Type: Log-Pwr
Avg|Hold:> 100/100
02:14:10 AM May 10, 2016
Ref Offset 3 dB
10 dB/div
Ref 23.00 dBm
Mkr2 5.250 0 GHz
-25.429 dBm
Center 5.24000 GHz
#Res BW 100 kHz
#VBW 300 kHz
Span 100.0 MHz
Sweep 9.600 ms (1001 pts)
1 N 1 f 5.241 3 GHz 1.229 dBm
2 N 1 f 5.250 0 GHz -25.429 dBm
Marker
Select Marker 2
Normal
Delta
Fixed
Off
Properties
More 1 of 2

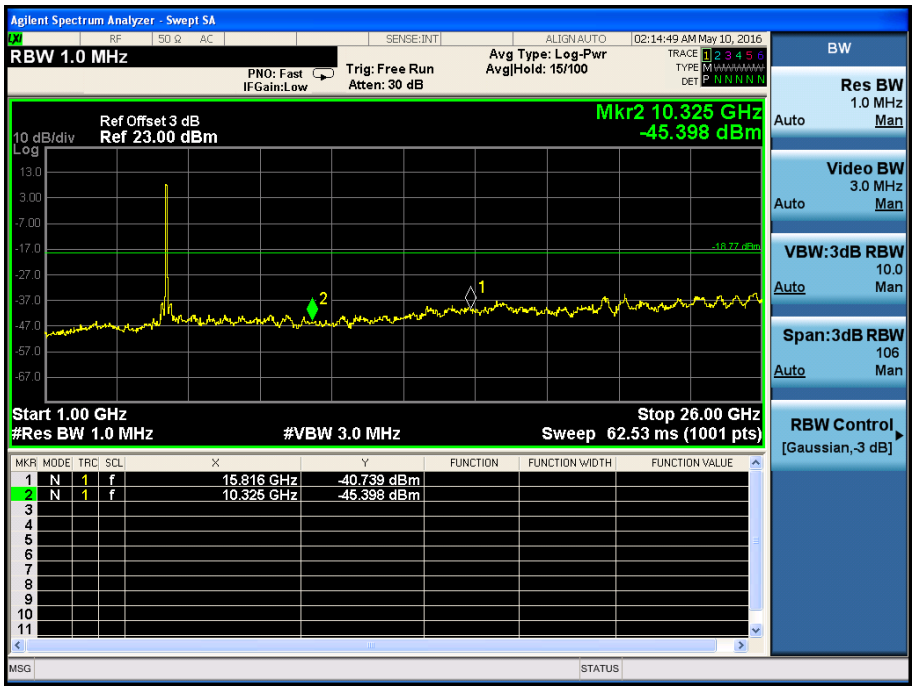
Agilent Spectrum Analyzer - Swept SA
RBW 1.0 MHz
PNO: Fast
IFGain:Low
Trig: Free Run
Atten: 30 dB
Avg Type: Log-Pwr
Avg|Hold: 15/100
02:14:49 AM May 10, 2016
Ref Offset 3 dB
10 dB/div
Ref 23.00 dBm
Mkr2 10.325 GHz
-45.398 dBm
Start 1.00 GHz
#Res BW 1.0 MHz
#VBW 3.0 MHz
Stop 26.00 GHz
Sweep 62.53 ms (1001 pts)
1 N 1 f 15.816 GHz -40.739 dBm
2 N 1 f 10.325 GHz -45.398 dBm
BW
Res BW 1.0 MHz
Video BW 3.0 MHz
VBW:3dB RBW 10.0
Span:3dB RBW 106
RBW Control [Gaussian,-3 dB]

5260MHz

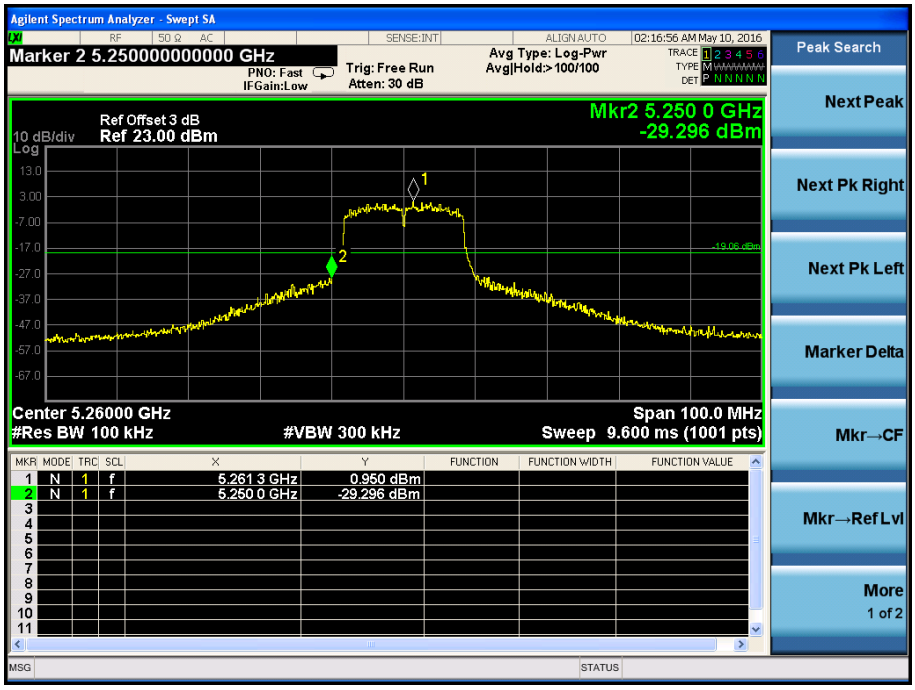
Agilent Spectrum Analyzer - Swept SA
Marker 2 5.250000000000 GHz
PNO: Fast
IFGain:Low
Trig: Free Run
Atten: 30 dB
Avg Type: Log-Pwr
Avg|Hold:> 100/100
02:16:56 AM May 10, 2016
Ref Offset 3 dB
10 dB/div
Ref 23.00 dBm
Mkr2 5.250 0 GHz
-29.296 dBm
Center 5.26000 GHz
#Res BW 100 kHz
#VBW 300 kHz
Span 100.0 MHz
Sweep 9.600 ms (1001 pts)
1 N 1 f 5.261 3 GHz 0.950 dBm
2 N 1 f 5.250 0 GHz -29.296 dBm
Peak Search
Next Peak
Next Pk Right
Next Pk Left
Marker Delta
Mkr→CF
Mkr→Ref Lvl
More
1 of 2

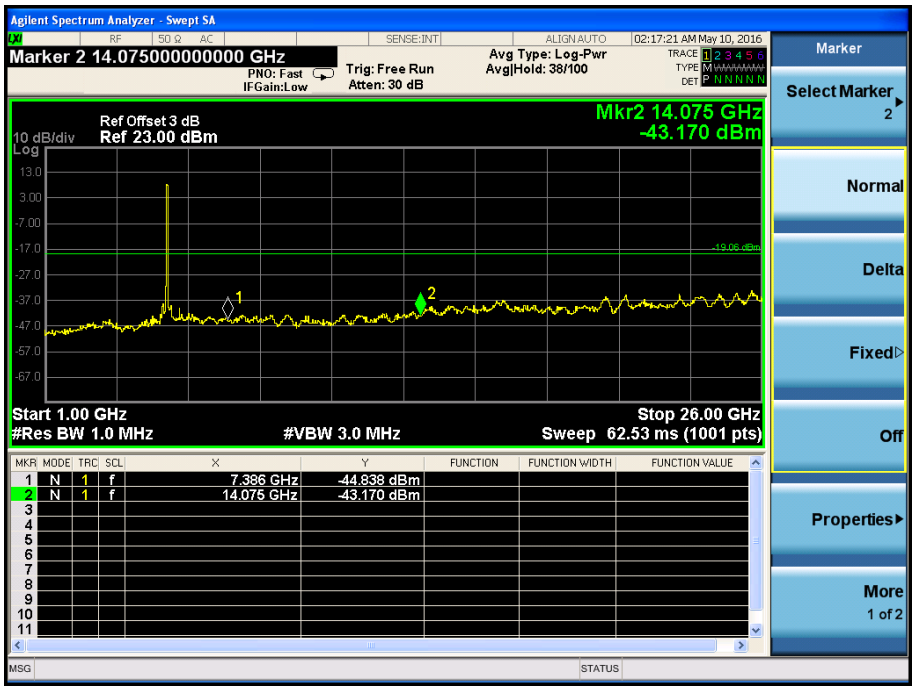
Agilent Spectrum Analyzer - Swept SA
Marker 2 14.075000000000 GHz
PNO: Fast
IFGain:Low
Trig: Free Run
Atten: 30 dB
Avg Type: Log-Pwr
Avg|Hold: 38/100
02:17:21 AM May 10, 2016
Ref Offset 3 dB
10 dB/div
Ref 23.00 dBm
Mkr2 14.075 GHz
-43.170 dBm
Start 1.00 GHz
#Res BW 1.0 MHz
#VBW 3.0 MHz
Stop 26.00 GHz
Sweep 62.53 ms (1001 pts)
1 N 1 f 7.386 GHz -44.838 dBm
2 N 1 f 14.075 GHz -43.170 dBm
Marker
Select Marker 2
Normal
Delta
Fixed
Off
Properties
More
1 of 2

5300MHz

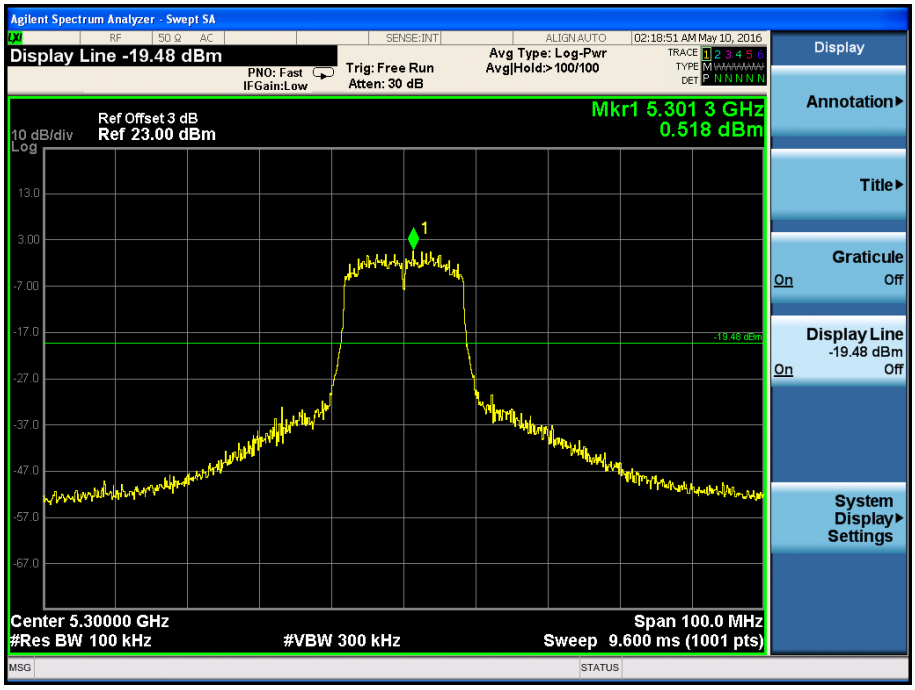
Agilent Spectrum Analyzer - Swept SA
Display Line -19.48 dBm
PNO: Fast
IFGain:Low
Trig: Free Run
Atten: 30 dB
Avg Type: Log-Pwr
Avg|Hold:> 100/100
02:18:51 AM May 10, 2016
Ref Offset 3 dB
10 dB/div
Ref 23.00 dBm
Log
Mkr1 5.301 3 GHz
0.518 dBm
Center 5.30000 GHz
#Res BW 100 kHz
#VBW 300 kHz
Span 100.0 MHz
Sweep 9.600 ms (1001 pts)
Display
Annotation
Title
Graticule
On
Off
Display Line
-19.48 dBm
On
Off
System Display Settings

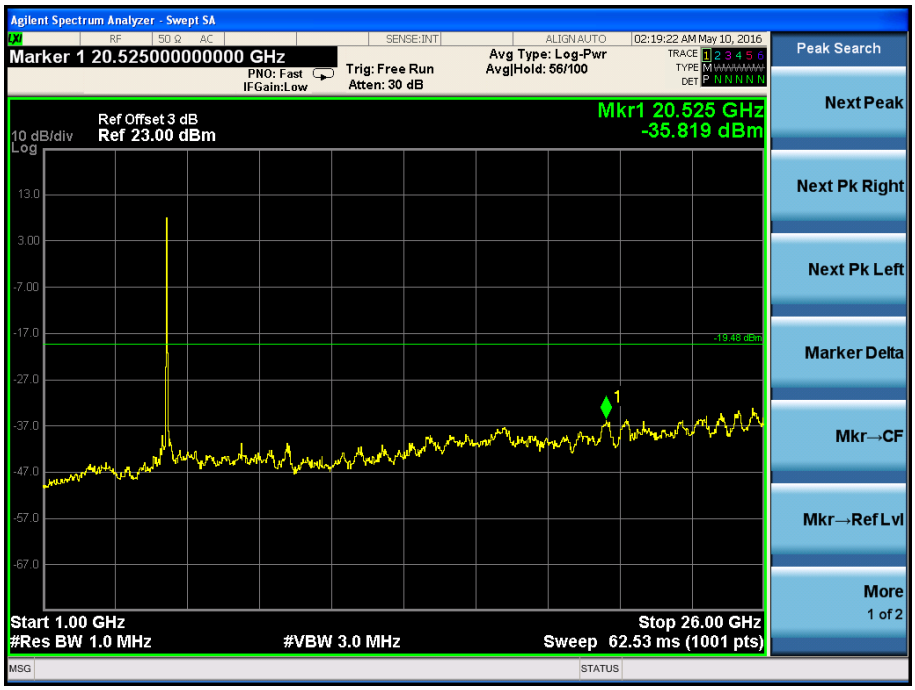
Agilent Spectrum Analyzer - Swept SA
Marker 1 20.525000000000 GHz
PNO: Fast
IFGain:Low
Trig: Free Run
Atten: 30 dB
Avg Type: Log-Pwr
Avg|Hold: 56/100
02:19:22 AM May 10, 2016
Ref Offset 3 dB
10 dB/div
Ref 23.00 dBm
Log
Mkr1 20.525 GHz
-35.819 dBm
Start 1.00 GHz
#Res BW 1.0 MHz
#VBW 3.0 MHz
Stop 26.00 GHz
Sweep 62.53 ms (1001 pts)
Peak Search
Next Peak
Next Pk Right
Next Pk Left
Marker Delta
Mkr→CF
Mkr→Ref Lvl
More
1 of 2

5320MHz

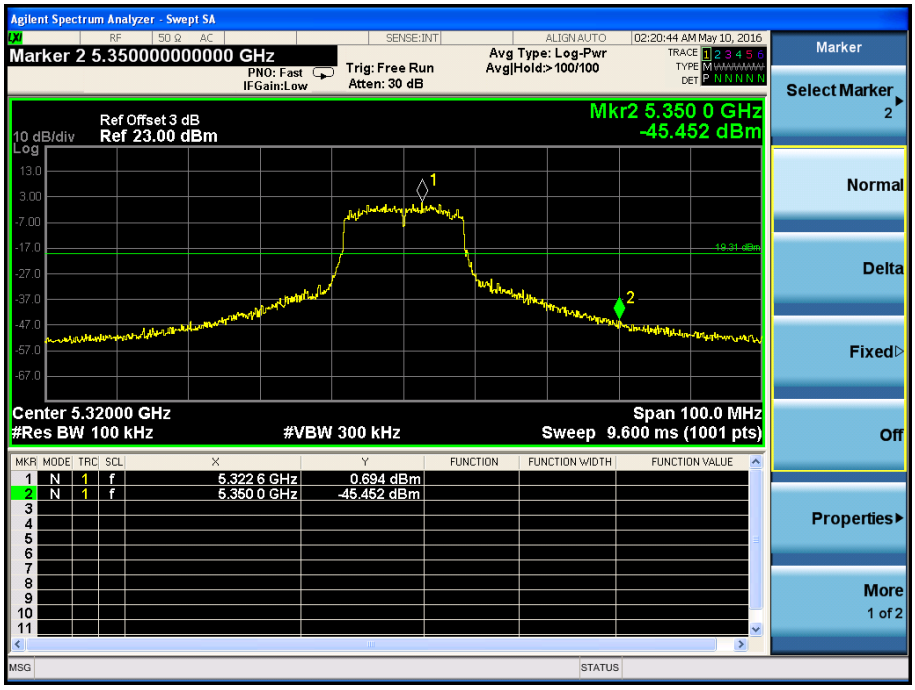
Agilent Spectrum Analyzer - Swept SA
Marker 2 5.350000000000 GHz
PNO: Fast
IFGain:Low
Trig: Free Run
Atten: 30 dB
Avg Type: Log-Pwr
Avg|Hold:> 100/100
02:20:44 AM May 10, 2016
Ref Offset 3 dB
10 dB/div
Ref 23.00 dBm
Mkr2 5.350 0 GHz
-45.452 dBm
Center 5.32000 GHz
#Res BW 100 kHz
#VBW 300 kHz
Span 100.0 MHz
Sweep 9.600 ms (1001 pts)
1 N 1 f 5.322 6 GHz 0.694 dBm
2 N 1 f 5.350 0 GHz -45.452 dBm
Marker
Select Marker 2
Normal
Delta
Fixed
Off
Properties
More 1 of 2

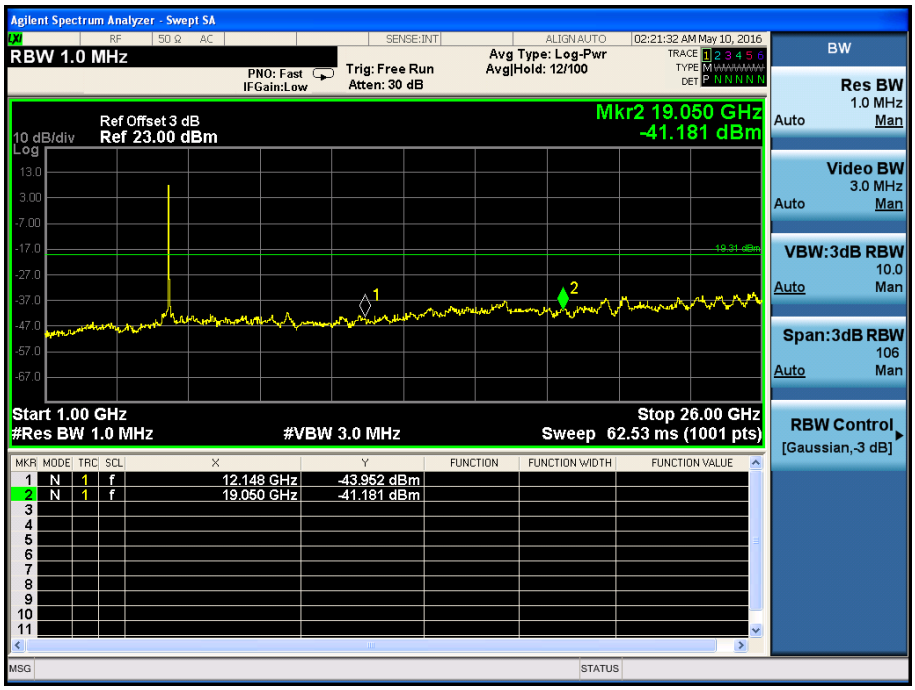
Agilent Spectrum Analyzer - Swept SA
RBW 1.0 MHz
PNO: Fast
IFGain:Low
Trig: Free Run
Atten: 30 dB
Avg Type: Log-Pwr
Avg|Hold: 12/100
02:21:32 AM May 10, 2016
Ref Offset 3 dB
10 dB/div
Ref 23.00 dBm
Mkr2 19.050 GHz
-41.181 dBm
Start 1.00 GHz
#Res BW 1.0 MHz
#VBW 3.0 MHz
Stop 26.00 GHz
Sweep 62.53 ms (1001 pts)
1 N 1 f 12.148 GHz -43.952 dBm
2 N 1 f 19.050 GHz -41.181 dBm
BW
Res BW 1.0 MHz
Video BW 3.0 MHz
VBW:3dB RBW 10.0
Span:3dB RBW 106
RBW Control [Gaussian,-3 dB]

5500MHz

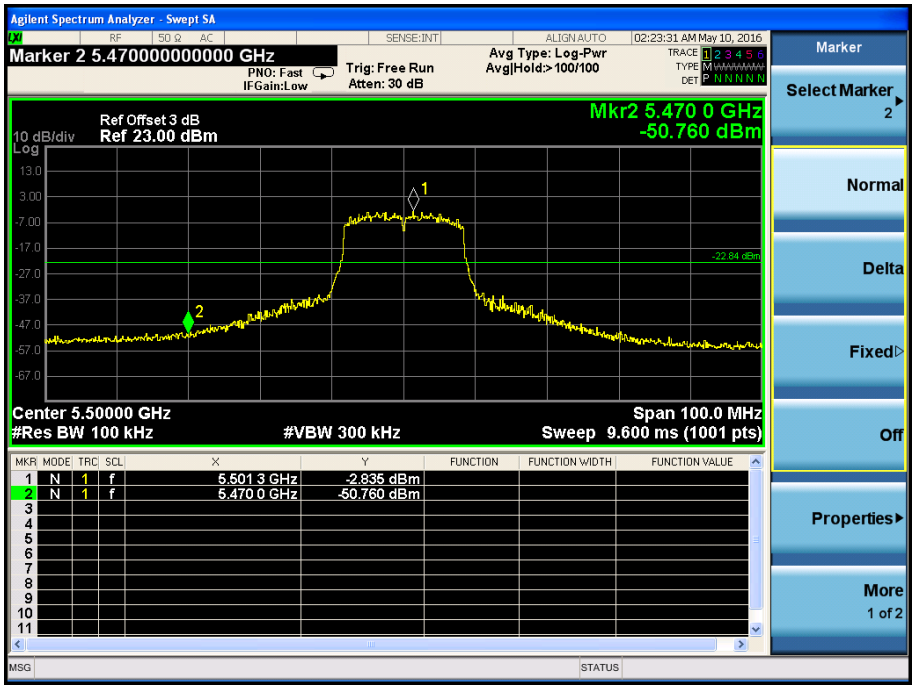
Agilent Spectrum Analyzer - Swept SA
Marker 2 5.470000000000 GHz
PNO: Fast
IFGain:Low
Trig: Free Run
Atten: 30 dB
Avg Type: Log-Pwr
Avg|Hold:> 100/100
02:23:31 AM May 10, 2016
Ref Offset 3 dB
10 dB/div
Ref 23.00 dBm
Mkr2 5.470 0 GHz
-50.760 dBm
Center 5.50000 GHz
#Res BW 100 kHz
#VBW 300 kHz
Span 100.0 MHz
Sweep 9.600 ms (1001 pts)
1 N 1 f 5.501 3 GHz -2.835 dBm
2 N 1 f 5.470 0 GHz -50.760 dBm
Marker
Select Marker 2
Normal
Delta
Fixed
Off
Properties
More 1 of 2

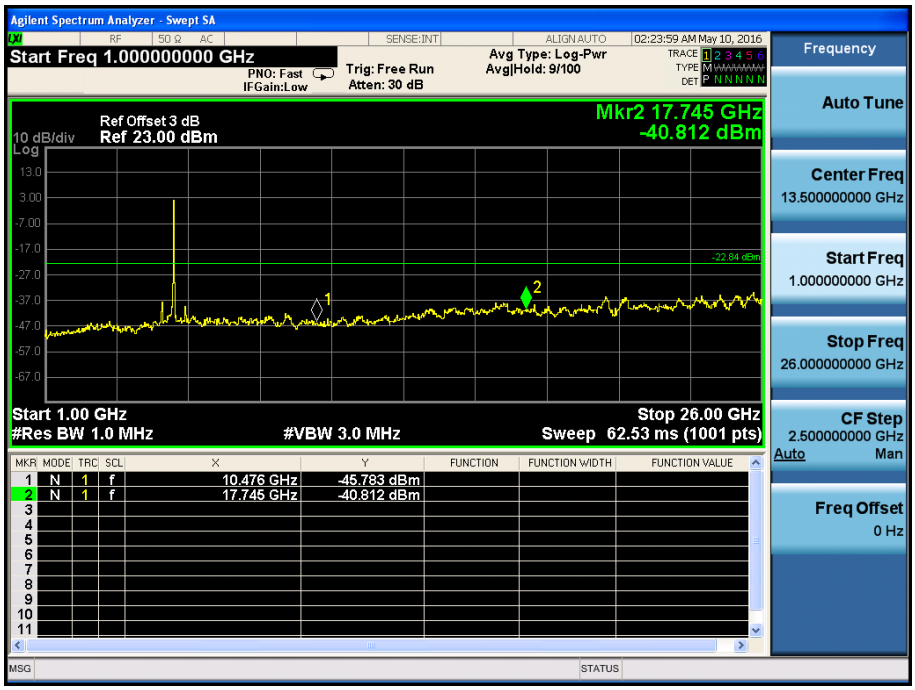
Agilent Spectrum Analyzer - Swept SA
Start Freq 1.000000000 GHz
PNO: Fast
IFGain:Low
Trig: Free Run
Atten: 30 dB
Avg Type: Log-Pwr
Avg|Hold: 9/100
02:23:59 AM May 10, 2016
Ref Offset 3 dB
10 dB/div
Ref 23.00 dBm
Mkr2 17.745 GHz
-40.812 dBm
Start 1.00 GHz
#Res BW 1.0 MHz
#VBW 3.0 MHz
Stop 26.00 GHz
Sweep 62.53 ms (1001 pts)
1 N 1 f 10.476 GHz -45.783 dBm
2 N 1 f 17.745 GHz -40.812 dBm
Frequency
Auto Tune
Center Freq 13.500000000 GHz
Start Freq 1.000000000 GHz
Stop Freq 26.000000000 GHz
CF Step 2.500000000 GHz
Auto Man
Freq Offset 0 Hz

5580MHz

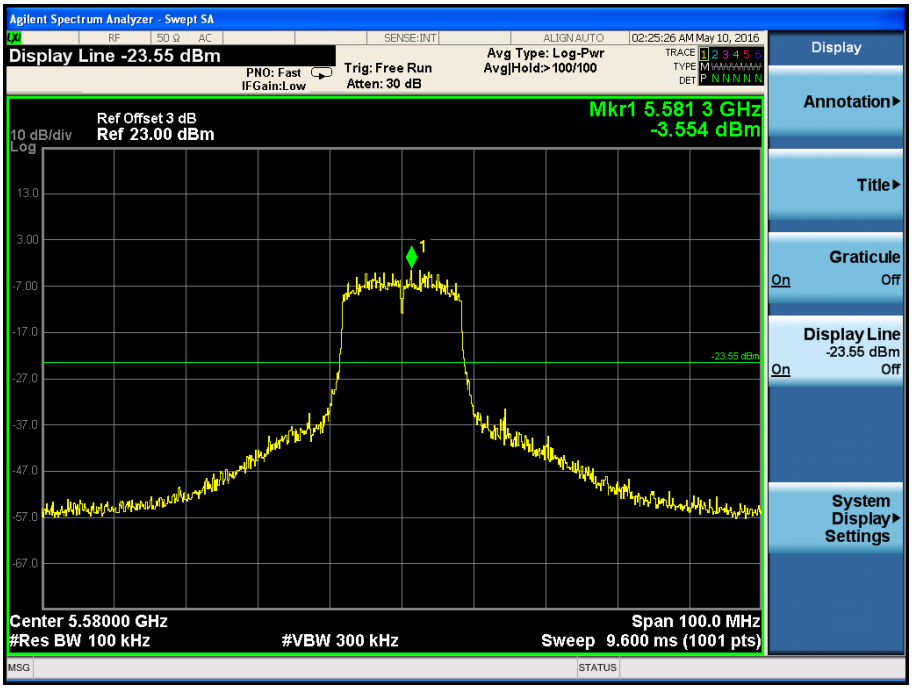
Agilent Spectrum Analyzer - Swept SA
Display Line -23.55 dBm
PNO: Fast
IFGain:Low
Trig: Free Run
Atten: 30 dB
Avg Type: Log-Pwr
Avg|Hold:> 100/100
02:25:26 AM May 10, 2016
Ref Offset 3 dB
10 dB/div
Ref 23.00 dBm
Log
Mkr1 5.581 3 GHz
-3.554 dBm
Center 5.58000 GHz
#Res BW 100 kHz
#VBW 300 kHz
Span 100.0 MHz
Sweep 9.600 ms (1001 pts)
Display
Annotation
Title
Graticule
On Off
Display Line
-23.55 dBm
On Off
System Display Settings

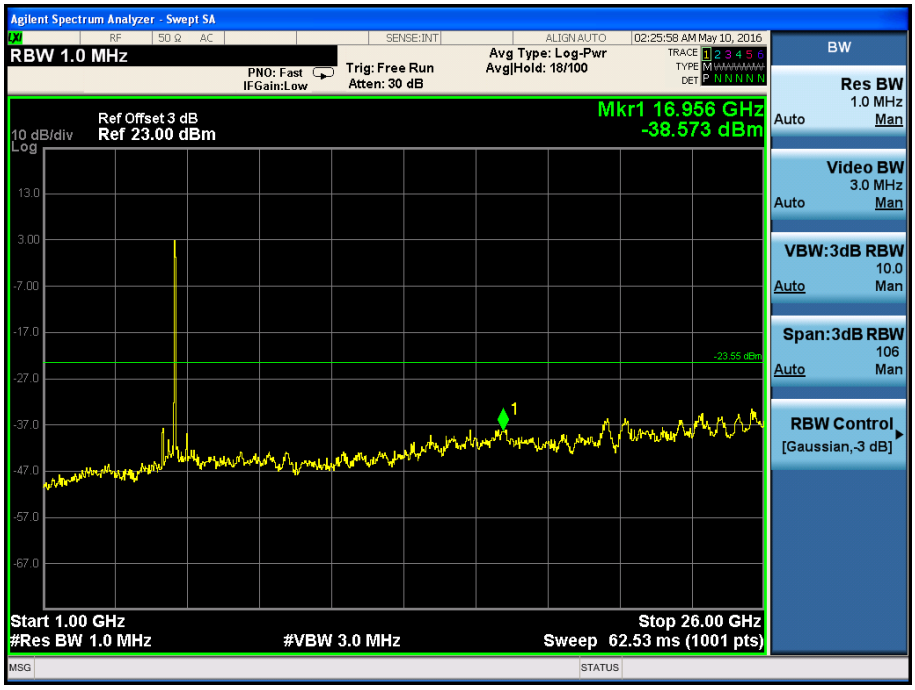
Agilent Spectrum Analyzer - Swept SA
RBW 1.0 MHz
PNO: Fast
IFGain:Low
Trig: Free Run
Atten: 30 dB
Avg Type: Log-Pwr
Avg|Hold: 18/100
02:25:58 AM May 10, 2016
Ref Offset 3 dB
10 dB/div
Ref 23.00 dBm
Log
Mkr1 16.956 GHz
-38.573 dBm
Start 1.00 GHz
#Res BW 1.0 MHz
#VBW 3.0 MHz
Stop 26.00 GHz
Sweep 62.53 ms (1001 pts)
BW
Res BW
1.0 MHz
Auto Man
Video BW
3.0 MHz
Auto Man
VBW:3dB RBW
10.0
Auto Man
Span:3dB RBW
106
Auto Man
RBW Control
[Gaussian,-3 dB]

5700MHz

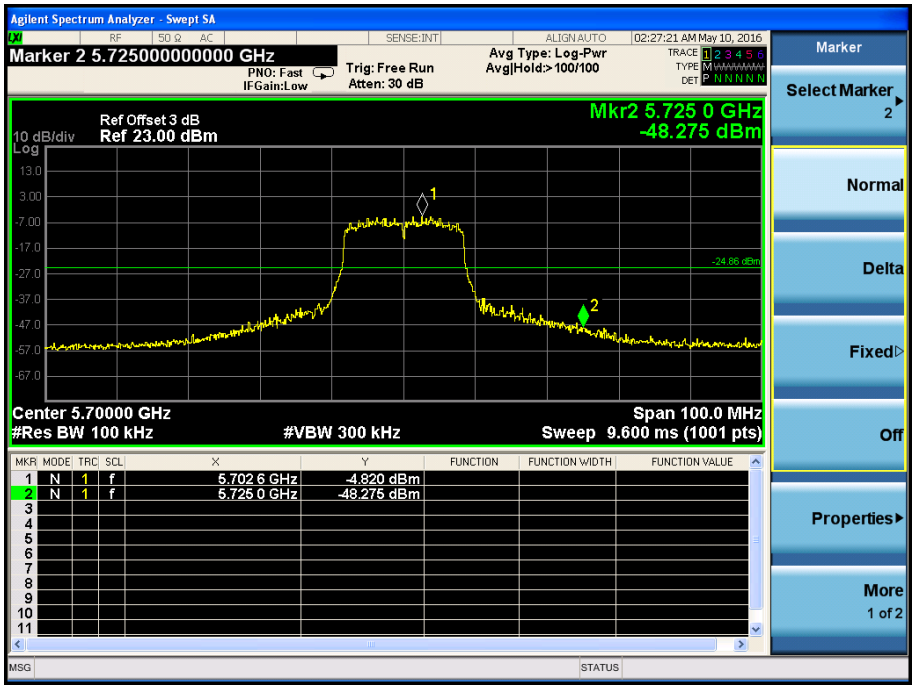
Agilent Spectrum Analyzer - Swept SA
Marker 2 5.725000000000 GHz
PNO: Fast
IFGain:Low
Trig: Free Run
Atten: 30 dB
Avg Type: Log-Pwr
Avg|Hold:>100/100
02:27:21 AM May 10, 2016
Ref Offset 3 dB
10 dB/div
Ref 23.00 dBm
Mkr2 5.725 0 GHz
-48.275 dBm
Center 5.70000 GHz
#Res BW 100 kHz
#VBW 300 kHz
Span 100.0 MHz
Sweep 9.600 ms (1001 pts)
1 N 1 f 5.702 6 GHz -4.820 dBm
2 N 1 f 5.725 0 GHz -48.275 dBm
Marker
Select Marker 2
Normal
Delta
Fixed
Off
Properties
More 1 of 2

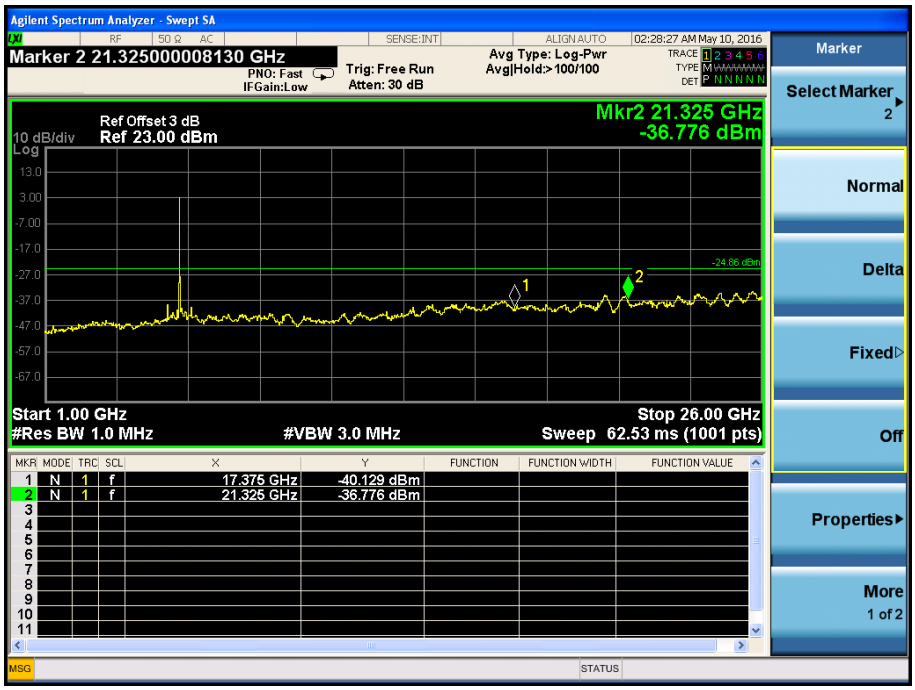
Agilent Spectrum Analyzer - Swept SA
Marker 2 21.325000008130 GHz
PNO: Fast
IFGain:Low
Trig: Free Run
Atten: 30 dB
Avg Type: Log-Pwr
Avg|Hold:>100/100
02:28:27 AM May 10, 2016
Ref Offset 3 dB
10 dB/div
Ref 23.00 dBm
Mkr2 21.325 GHz
-36.776 dBm
Start 1.00 GHz
#Res BW 1.0 MHz
#VBW 3.0 MHz
Stop 26.00 GHz
Sweep 62.53 ms (1001 pts)
1 N 1 f 17.375 GHz -40.129 dBm
2 N 1 f 21.325 GHz -36.776 dBm
Marker
Select Marker 2
Normal
Delta
Fixed
Off
Properties
More 1 of 2

5745MHz

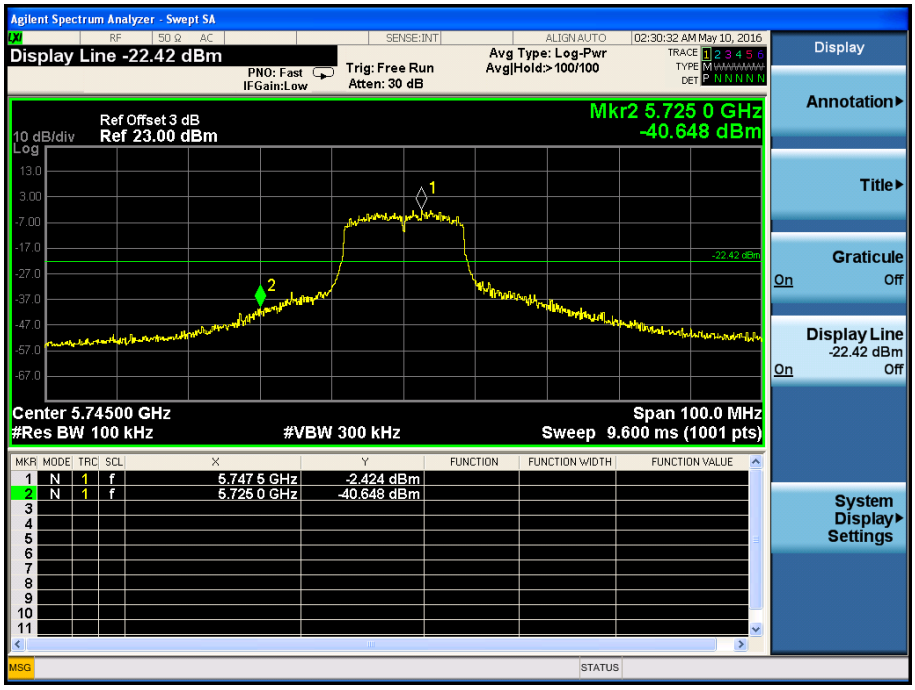
Agilent Spectrum Analyzer - Swept SA
Display Line -22.42 dBm
PNO: Fast
IFGain:Low
Trig: Free Run
Atten: 30 dB
Avg Type: Log-Pwr
Avg|Hold:> 100/100
02:30:32 AM May 10, 2016
Ref Offset 3 dB
10 dB/div
Ref 23.00 dBm
Mkr2 5.725 0 GHz
-40.648 dBm
Center 5.74500 GHz
#Res BW 100 kHz
#VBW 300 kHz
Span 100.0 MHz
Sweep 9.600 ms (1001 pts)
1 N 1 f 5.747 5 GHz -2.424 dBm
2 N 1 f 5.725 0 GHz -40.648 dBm
Display
Annotation
Title
Graticule
Display Line
System Display Settings

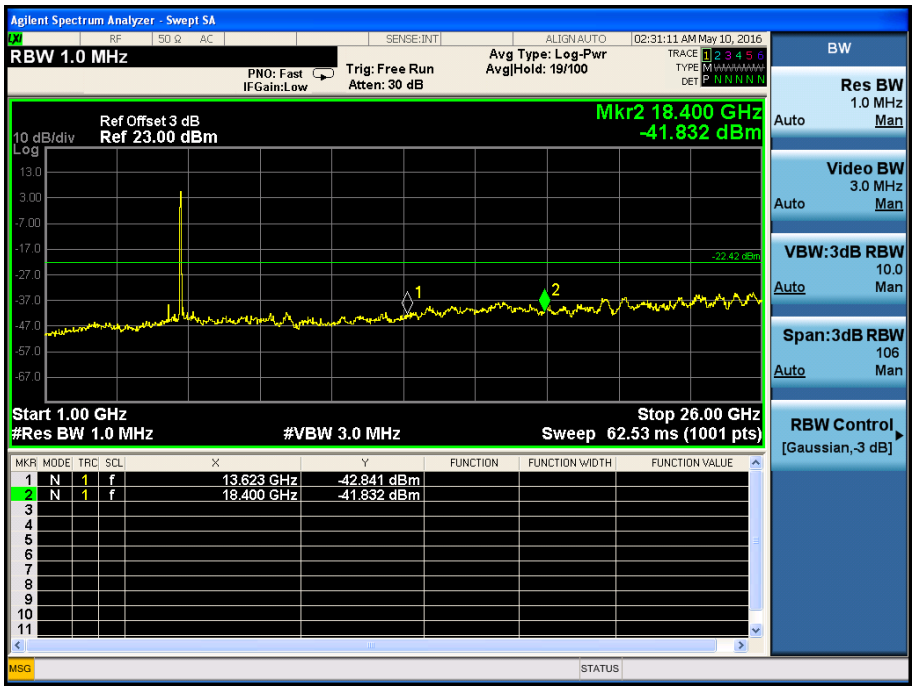
Agilent Spectrum Analyzer - Swept SA
RBW 1.0 MHz
PNO: Fast
IFGain:Low
Trig: Free Run
Atten: 30 dB
Avg Type: Log-Pwr
Avg|Hold: 19/100
02:31:11 AM May 10, 2016
Ref Offset 3 dB
10 dB/div
Ref 23.00 dBm
Mkr2 18.400 GHz
-41.832 dBm
Start 1.00 GHz
#Res BW 1.0 MHz
#VBW 3.0 MHz
Stop 26.00 GHz
Sweep 62.53 ms (1001 pts)
1 N 1 f 13.623 GHz -42.841 dBm
2 N 1 f 18.400 GHz -41.832 dBm
BW
Res BW 1.0 MHz
Video BW 3.0 MHz
VBW:3dB RBW 10.0
Span:3dB RBW 106
RBW Control [Gaussian,-3 dB]

5785MHz

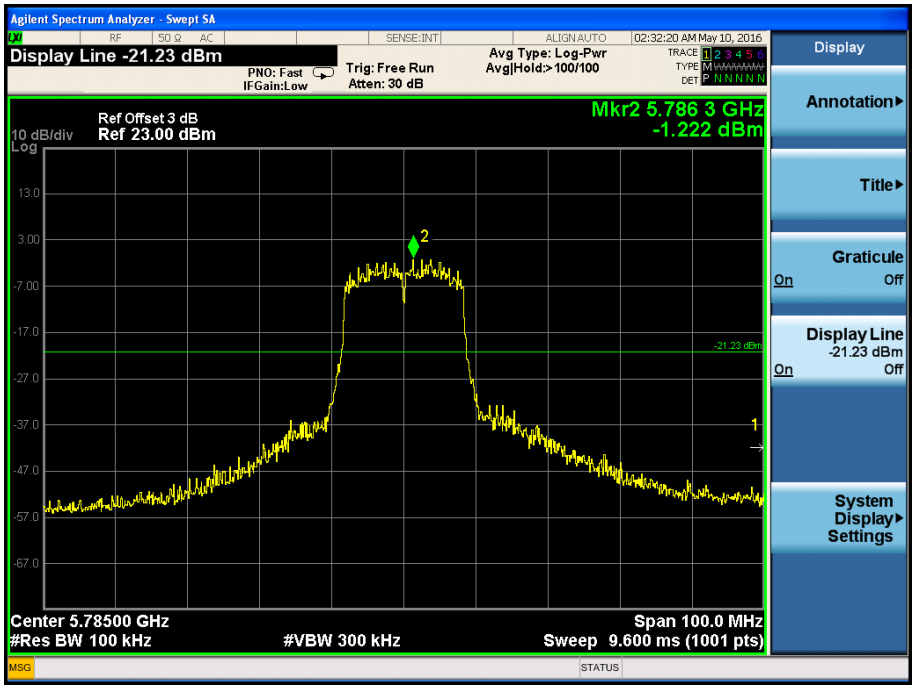
Agilent Spectrum Analyzer - Swept SA
Display Line -21.23 dBm
PNO: Fast
IFGain:Low
Trig: Free Run
Atten: 30 dB
Avg Type: Log-Pwr
Avg|Hold:> 100/100
02:32:20 AM May 10, 2016
Ref Offset 3 dB
10 dB/div
Ref 23.00 dBm
Log
Mkr2 5.786 3 GHz
-1.222 dBm
Center 5.78500 GHz
#Res BW 100 kHz
#VBW 300 kHz
Span 100.0 MHz
Sweep 9.600 ms (1001 pts)
Display
Annotation
Title
Graticule
On
Off
Display Line
-21.23 dBm
System Display Settings

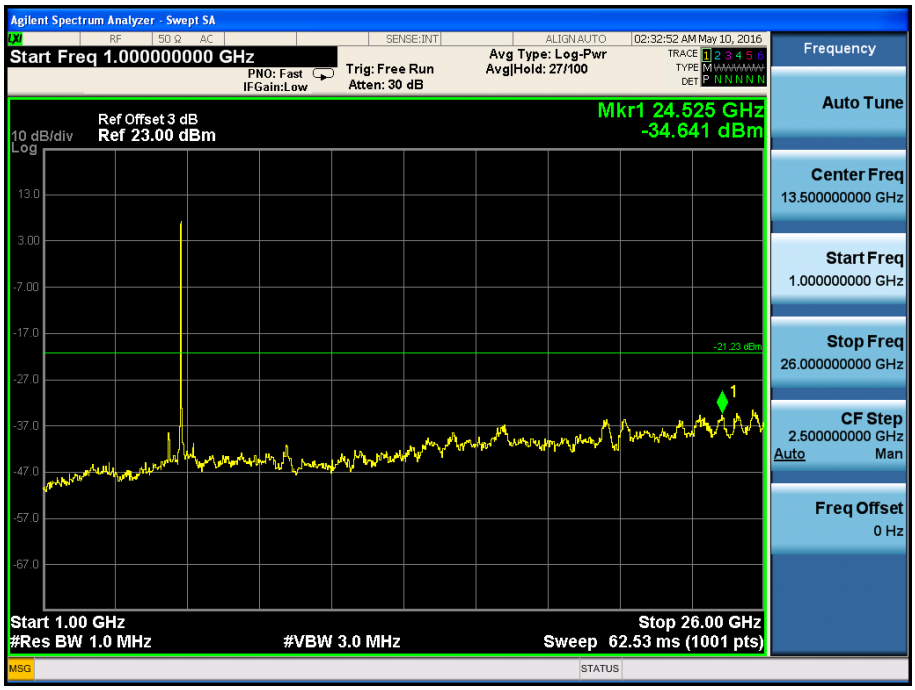
Agilent Spectrum Analyzer - Swept SA
Start Freq 1.000000000 GHz
PNO: Fast
IFGain:Low
Trig: Free Run
Atten: 30 dB
Avg Type: Log-Pwr
Avg|Hold: 27/100
02:32:52 AM May 10, 2016
Ref Offset 3 dB
10 dB/div
Ref 23.00 dBm
Log
Mkr1 24.525 GHz
-34.641 dBm
Start 1.00 GHz
#Res BW 1.0 MHz
#VBW 3.0 MHz
Stop 26.00 GHz
Sweep 62.53 ms (1001 pts)
Frequency
Auto Tune
Center Freq
13.500000000 GHz
Start Freq
1.000000000 GHz
Stop Freq
26.000000000 GHz
CF Step
2.500000000 GHz
Auto
Man
Freq Offset
0 Hz

5825MHz

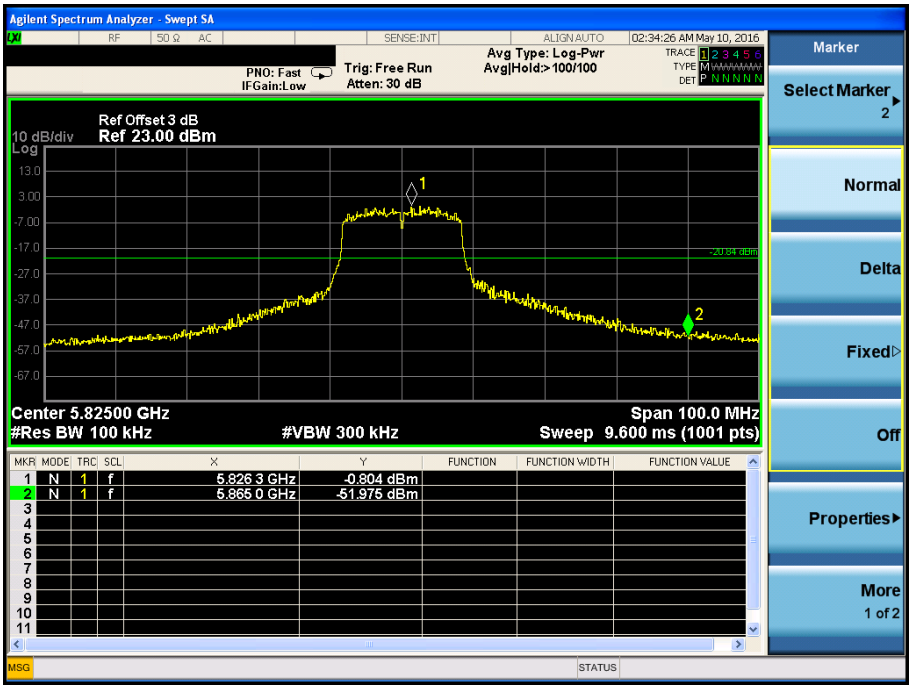
Agilent Spectrum Analyzer - Swept SA
02:34:26 AM May 10, 2016
PNO: Fast
IFGain:Low
Trig: Free Run
Atten: 30 dB
Avg Type: Log-Pwr
Avg|Hold:>100/100
Ref Offset 3 dB
10 dB/div
Ref 23.00 dBm
Log
-20.84 dBm
Center 5.82500 GHz
#Res BW 100 kHz
#VBW 300 kHz
Span 100.0 MHz
Sweep 9.600 ms (1001 pts)
1 N 1 f 5.826 3 GHz -0.804 dBm
2 N 1 f 5.865 0 GHz -51.975 dBm
Marker
Select Marker 2
Normal
Delta
Fixed
Off
Properties
More 1 of 2

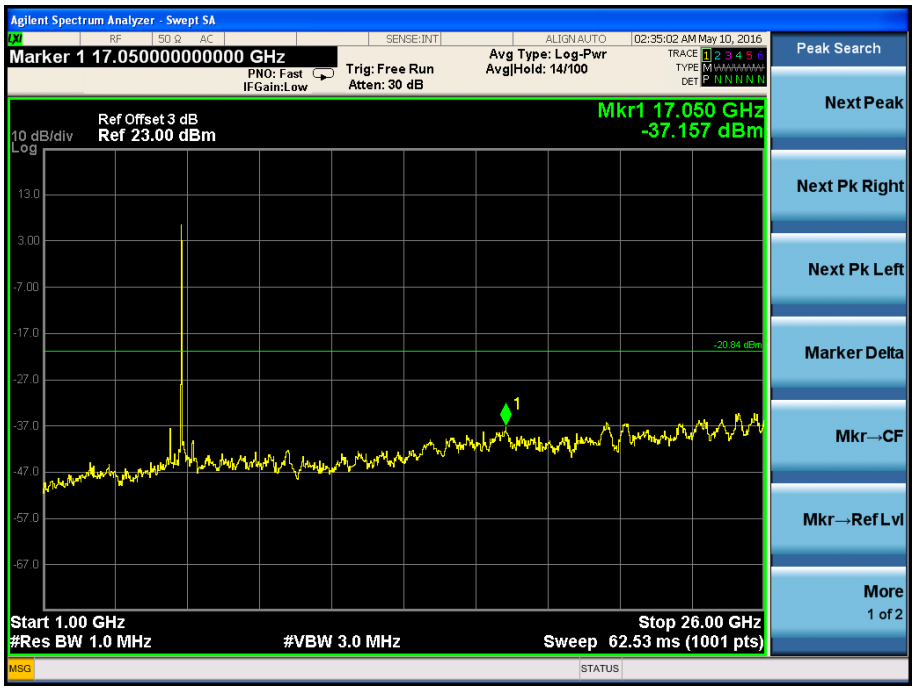
Agilent Spectrum Analyzer - Swept SA
02:35:02 AM May 10, 2016
Marker 1 17.050000000000 GHz
PNO: Fast
IFGain:Low
Trig: Free Run
Atten: 30 dB
Avg Type: Log-Pwr
Avg|Hold: 14/100
Ref Offset 3 dB
10 dB/div
Ref 23.00 dBm
Log
Mkr1 17.050 GHz
-37.157 dBm
-20.84 dBm
Start 1.00 GHz
#Res BW 1.0 MHz
#VBW 3.0 MHz
Stop 26.00 GHz
Sweep 62.53 ms (1001 pts)
Peak Search
Next Peak
Next Pk Right
Next Pk Left
Marker Delta
Mkr→CF
Mkr→Ref Lvl
More 1 of 2

802.11n-HT20

5180MHz

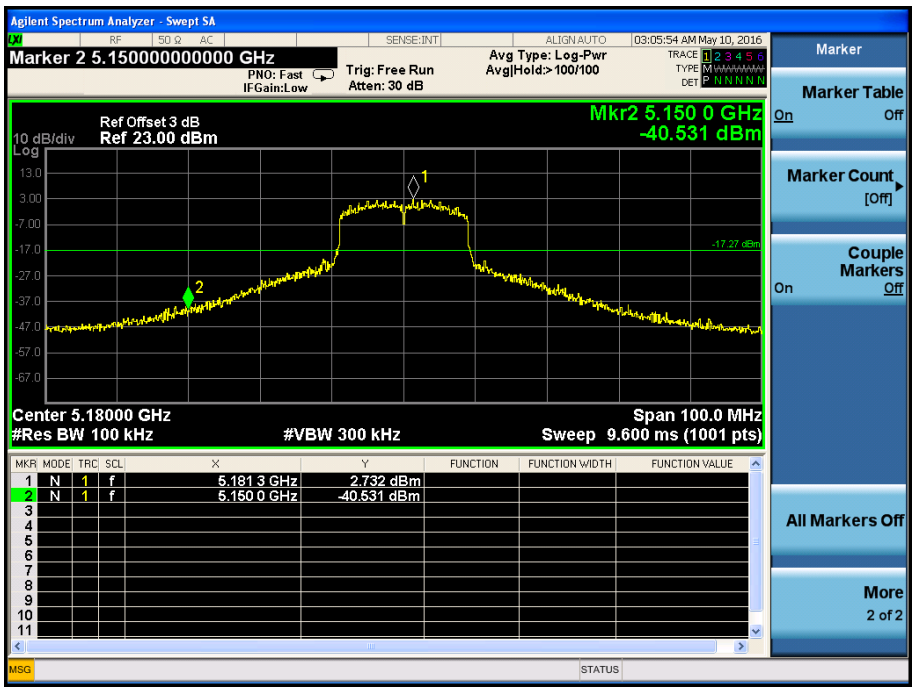

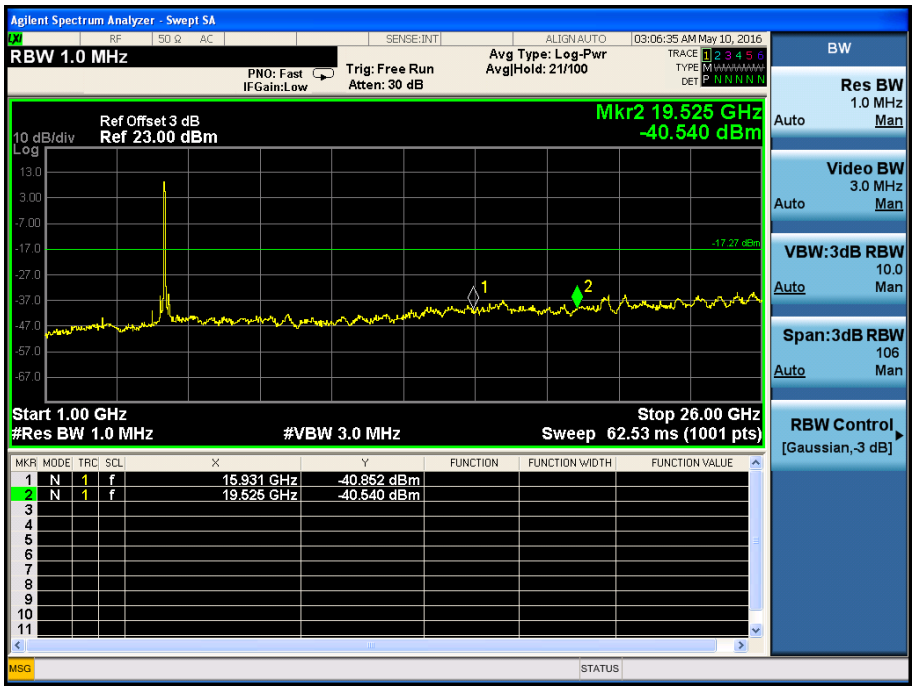

5200MHz

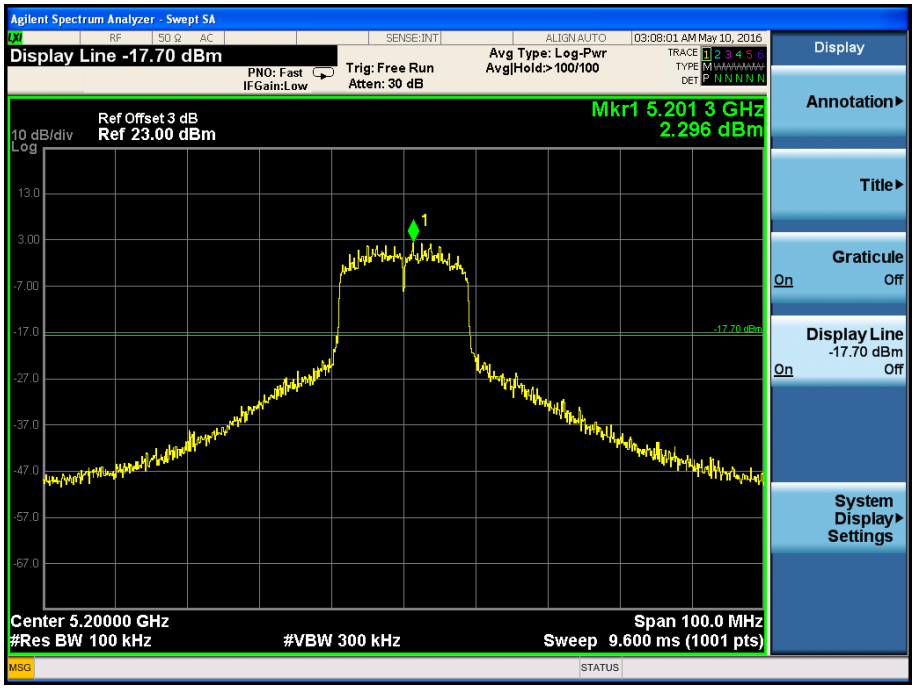
Agilent Spectrum Analyzer - Swept SA
Display Line -17.70 dBm
PNO: Fast
IFGain:Low
Trig: Free Run
Atten: 30 dB
Avg Type: Log-Pwr
Avg|Hold:>100/100
03:08:01 AM May 10, 2016
Ref Offset 3 dB
10 dB/div
Ref 23.00 dBm
Mkr1 5.201 3 GHz
2.296 dBm
Center 5.20000 GHz
#Res BW 100 kHz
#VBW 300 kHz
Span 100.0 MHz
Sweep 9.600 ms (1001 pts)
Display
Annotation
Title
Graticule
Display Line
-17.70 dBm
System Display Settings

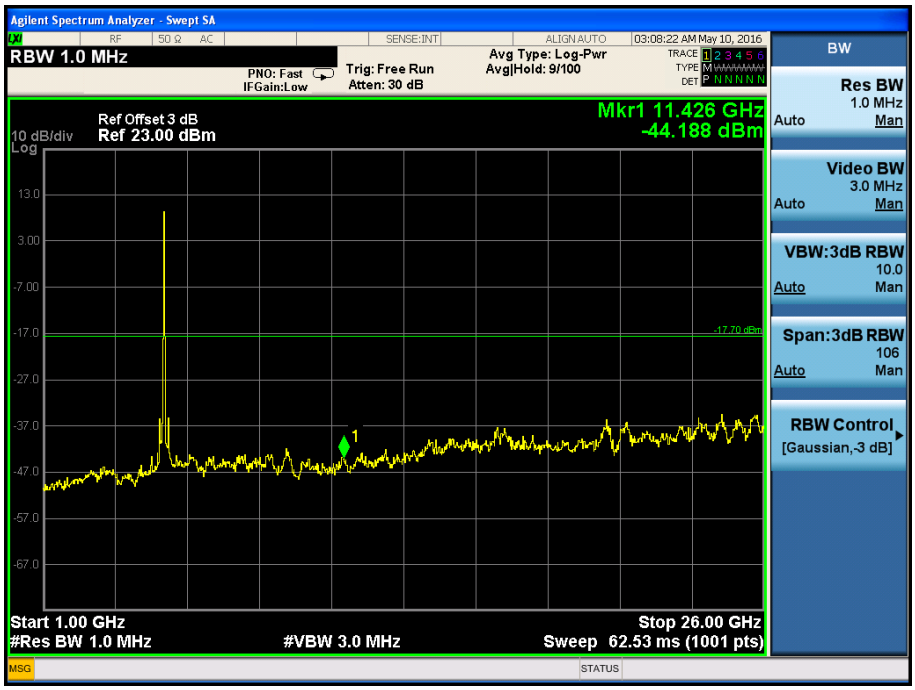
Agilent Spectrum Analyzer - Swept SA
RBW 1.0 MHz
PNO: Fast
IFGain:Low
Trig: Free Run
Atten: 30 dB
Avg Type: Log-Pwr
Avg|Hold: 9/100
03:08:22 AM May 10, 2016
Ref Offset 3 dB
10 dB/div
Ref 23.00 dBm
Mkr1 11.426 GHz
-44.188 dBm
Start 1.00 GHz
#Res BW 1.0 MHz
#VBW 3.0 MHz
Stop 26.00 GHz
Sweep 62.53 ms (1001 pts)
BW
Res BW
1.0 MHz
Video BW
3.0 MHz
VBW:3dB RBW
10.0
Span:3dB RBW
106
RBW Control
[Gaussian,-3 dB]

5240MHz

Agilent Spectrum Analyzer - Swept SA
Marker 2 5.250000000000 GHz
PNO: Fast
IFGain:Low
Trig: Free Run
Atten: 30 dB
Avg Type: Log-Pwr
Avg|Hold:>100/100
03:09:35 AM May 10, 2016
Ref Offset 3 dB
10 dB/div
Ref 23.00 dBm
Mkr2 5.250 0 GHz
-23.901 dBm
Center 5.24000 GHz
#Res BW 100 kHz
#VBW 300 kHz
Span 100.0 MHz
Sweep 9.600 ms (1001 pts)
1 N 1 f 5.241 3 GHz 2.097 dBm
2 N 1 f 5.250 0 GHz -23.901 dBm
Marker
Marker Table
Marker Count
Couple Markers
All Markers Off
More
2 of 2

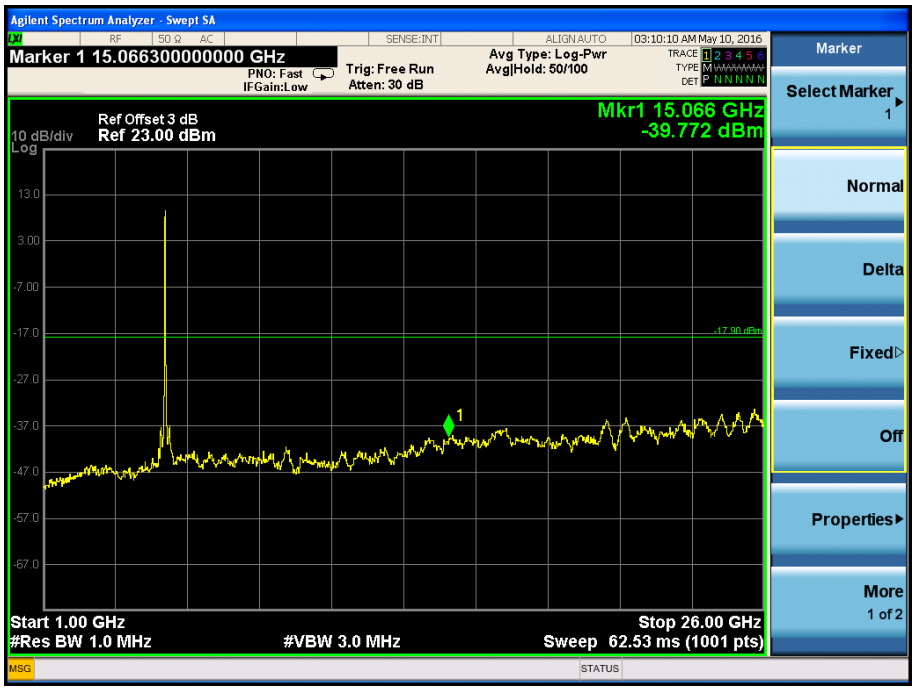
Agilent Spectrum Analyzer - Swept SA
Marker 1 15.066300000000 GHz
PNO: Fast
IFGain:Low
Trig: Free Run
Atten: 30 dB
Avg Type: Log-Pwr
Avg|Hold: 50/100
03:10:10 AM May 10, 2016
Ref Offset 3 dB
10 dB/div
Ref 23.00 dBm
Mkr1 15.066 GHz
-39.772 dBm
Start 1.00 GHz
#Res BW 1.0 MHz
#VBW 3.0 MHz
Stop 26.00 GHz
Sweep 62.53 ms (1001 pts)
Marker
Select Marker
Normal
Delta
Fixed
Off
Properties
More
1 of 2

5260MHz

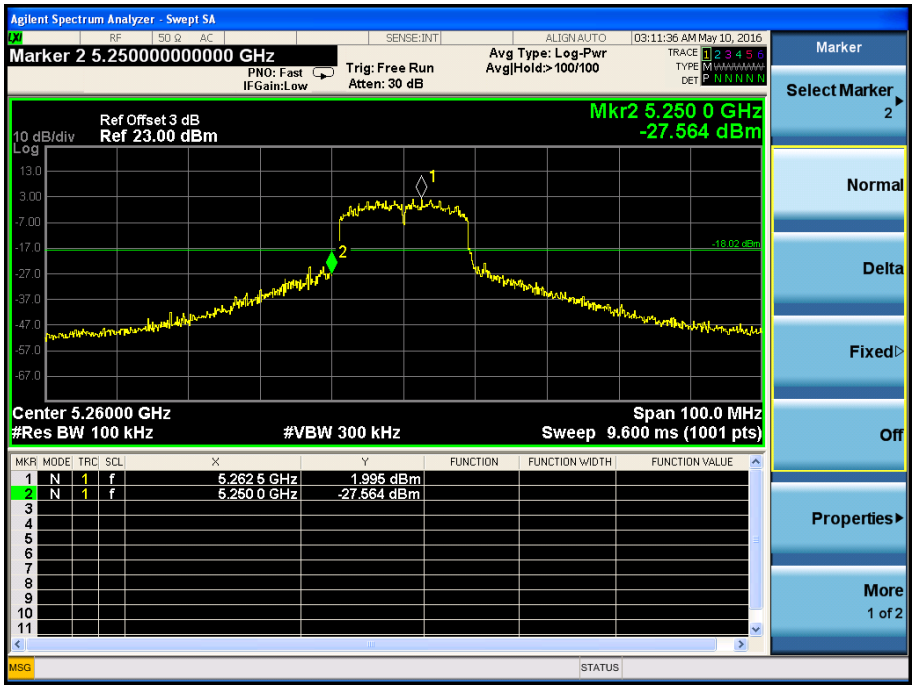
Agilent Spectrum Analyzer - Swept SA
Marker 2 5.250000000000 GHz
PNO: Fast
IFGain:Low
Trig: Free Run
Atten: 30 dB
Avg Type: Log-Pwr
Avg|Hold:> 100/100
03:11:36 AM May 10, 2016
Ref Offset 3 dB
10 dB/div
Ref 23.00 dBm
Mkr2 5.250 0 GHz
-27.564 dBm
-18.02 dBm
Center 5.26000 GHz
#Res BW 100 kHz
#VBW 300 kHz
Span 100.0 MHz
Sweep 9.600 ms (1001 pts)
1 N 1 f 5.262 5 GHz 1.995 dBm
2 N 1 f 5.250 0 GHz -27.564 dBm
Marker
Select Marker 2
Normal
Delta
Fixed
Off
Properties
More 1 of 2

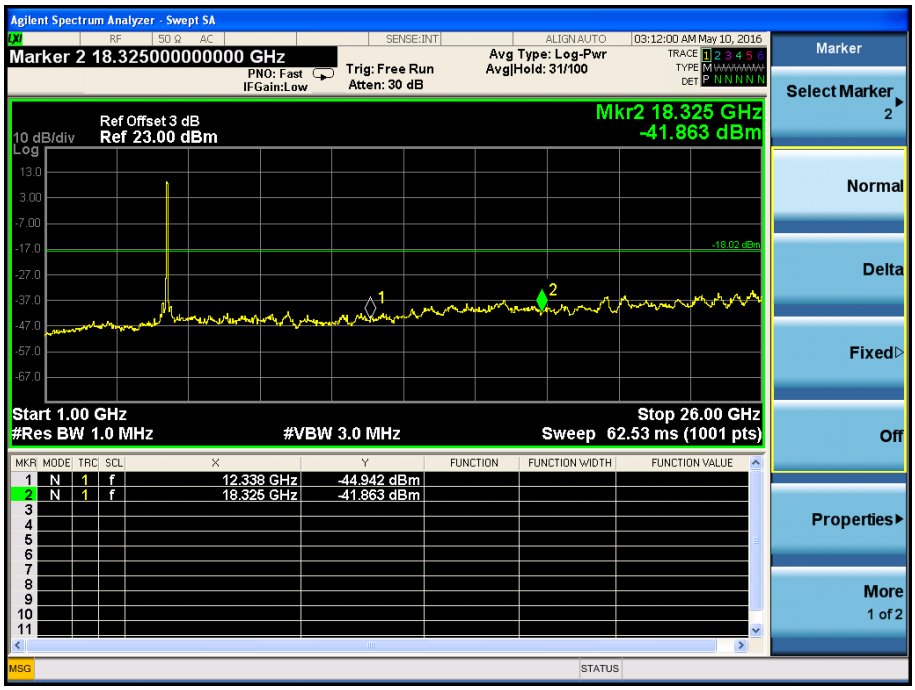
Agilent Spectrum Analyzer - Swept SA
Marker 2 18.325000000000 GHz
PNO: Fast
IFGain:Low
Trig: Free Run
Atten: 30 dB
Avg Type: Log-Pwr
Avg|Hold: 31/100
03:12:00 AM May 10, 2016
Ref Offset 3 dB
10 dB/div
Ref 23.00 dBm
Mkr2 18.325 GHz
-41.863 dBm
-18.02 dBm
Start 1.00 GHz
#Res BW 1.0 MHz
#VBW 3.0 MHz
Stop 26.00 GHz
Sweep 62.53 ms (1001 pts)
1 N 1 f 12.338 GHz -44.942 dBm
2 N 1 f 18.325 GHz -41.863 dBm
Marker
Select Marker 2
Normal
Delta
Fixed
Off
Properties
More 1 of 2

5300MHz

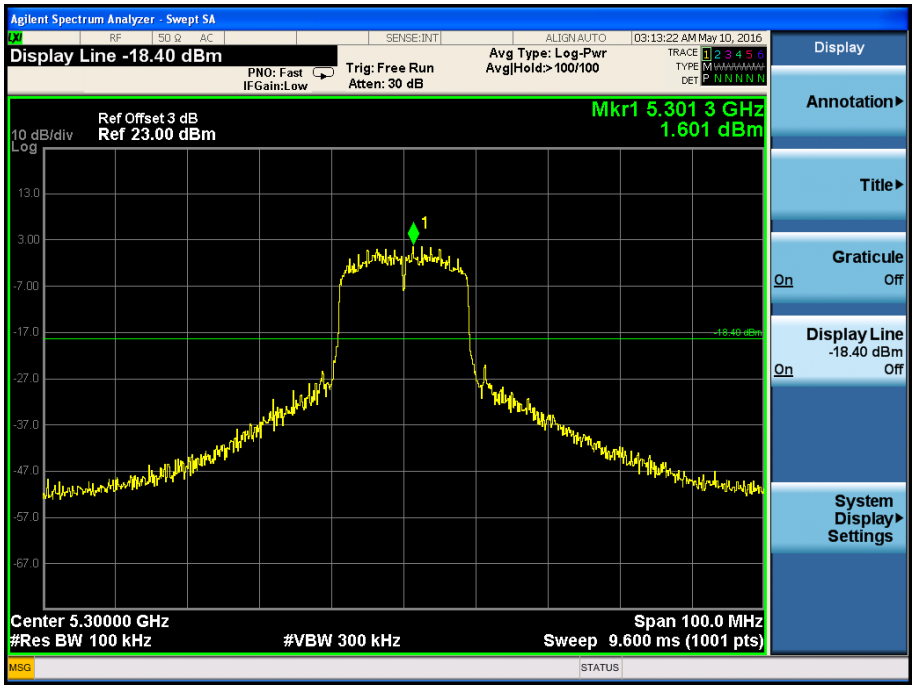
Agilent Spectrum Analyzer - Swept SA
Display Line -18.40 dBm
PNO: Fast
IFGain:Low
Trig: Free Run
Atten: 30 dB
Avg Type: Log-Pwr
Avg|Hold:>100/100
03:13:22 AM May 10, 2016
Ref Offset 3 dB
10 dB/div
Ref 23.00 dBm
Mkr1 5.301 3 GHz
1.601 dBm
Center 5.30000 GHz
#Res BW 100 kHz
#VBW 300 kHz
Span 100.0 MHz
Sweep 9.600 ms (1001 pts)
Display
Annotation
Title
Graticule
Display Line
-18.40 dBm
System Display Settings

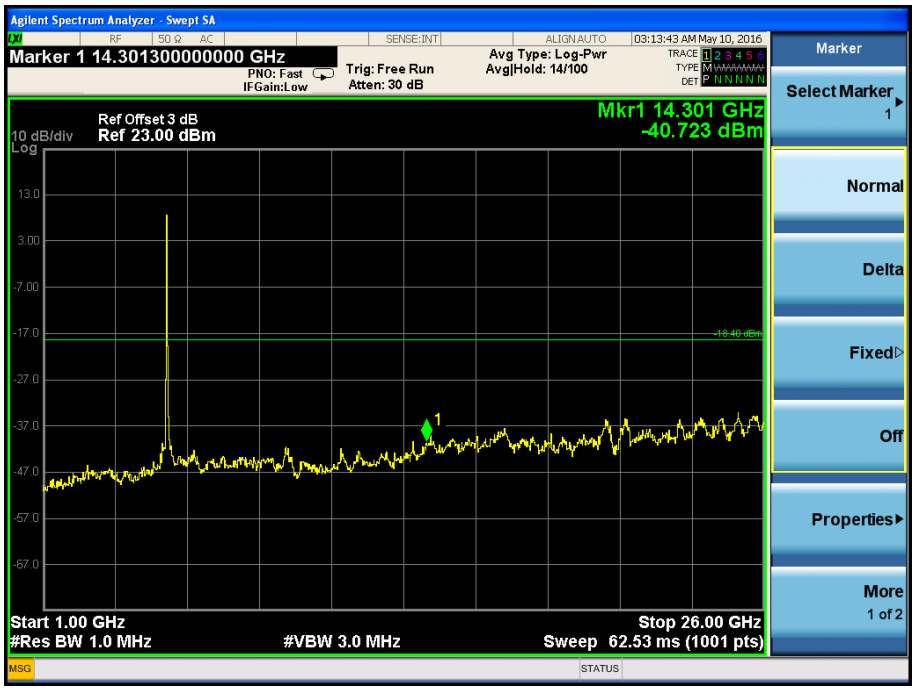
Agilent Spectrum Analyzer - Swept SA
Marker 1 14.301300000000 GHz
PNO: Fast
IFGain:Low
Trig: Free Run
Atten: 30 dB
Avg Type: Log-Pwr
Avg|Hold: 14/100
03:13:43 AM May 10, 2016
Ref Offset 3 dB
10 dB/div
Ref 23.00 dBm
Mkr1 14.301 GHz
-40.723 dBm
Start 1.00 GHz
#Res BW 1.0 MHz
#VBW 3.0 MHz
Stop 26.00 GHz
Sweep 62.53 ms (1001 pts)
Marker
Select Marker 1
Normal
Delta
Fixed
Off
Properties
More 1 of 2

5320MHz

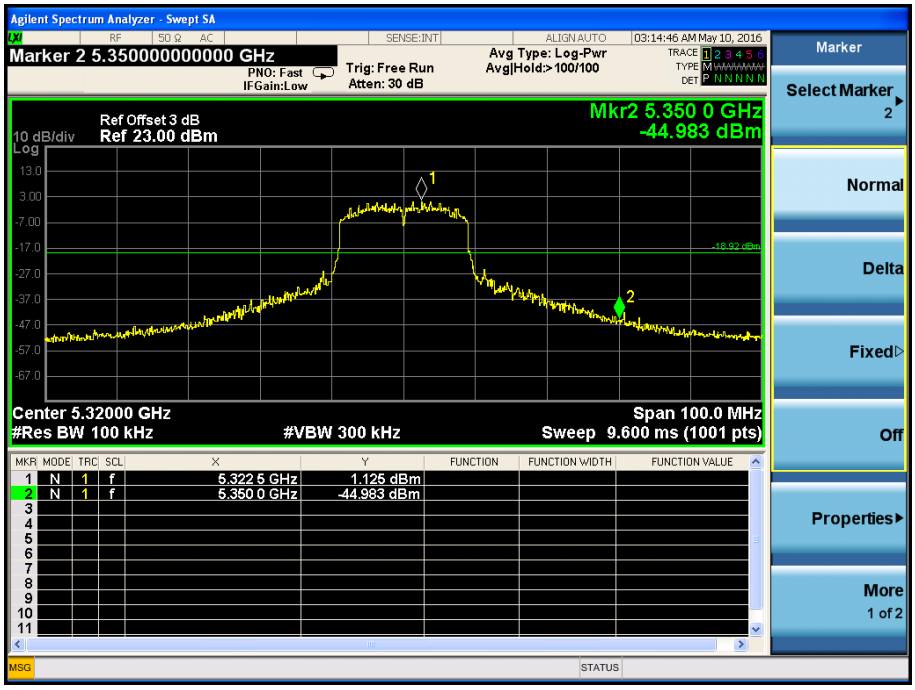
Agilent Spectrum Analyzer - Swept SA
Marker 2 5.350000000000 GHz
PNO: Fast
IFGain:Low
Trig: Free Run
Atten: 30 dB
Avg Type: Log-Pwr
Avg|Hold:> 100/100
03:14:46 AM May 10, 2016
Ref Offset 3 dB
10 dB/div
Ref 23.00 dBm
Log
Mkr2 5.350 0 GHz
-44.983 dBm
-18.92 dBm
Center 5.32000 GHz
#Res BW 100 kHz
#VBW 300 kHz
Span 100.0 MHz
Sweep 9.600 ms (1001 pts)
1 N 1 f 5.322 5 GHz 1.125 dBm
2 N 1 f 5.350 0 GHz -44.983 dBm
Marker
Select Marker 2
Normal
Delta
Fixed
Off
Properties
More 1 of 2

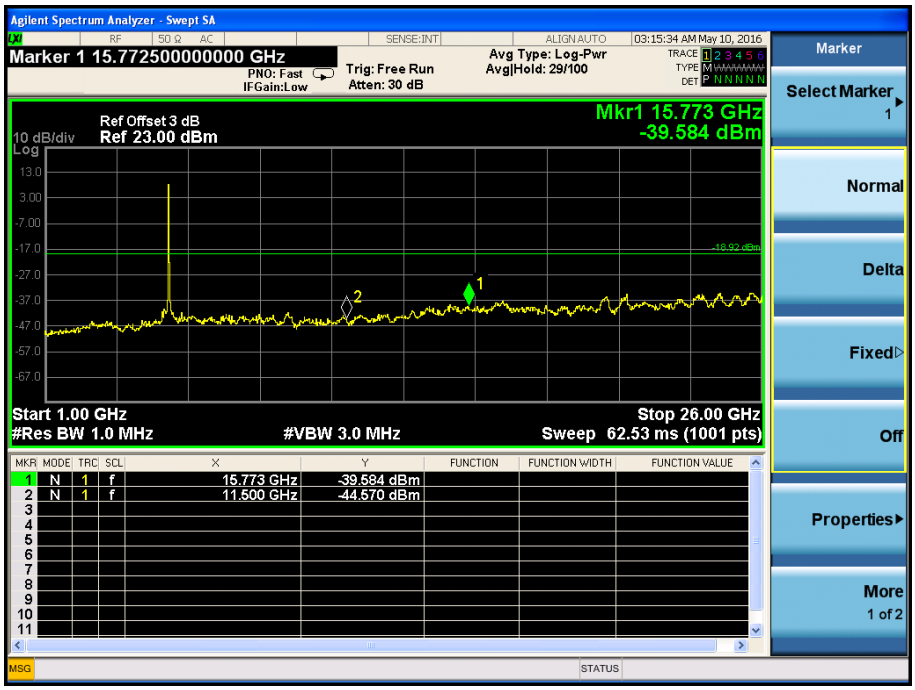
Agilent Spectrum Analyzer - Swept SA
Marker 1 15.772500000000 GHz
PNO: Fast
IFGain:Low
Trig: Free Run
Atten: 30 dB
Avg Type: Log-Pwr
Avg|Hold: 29/100
03:15:34 AM May 10, 2016
Ref Offset 3 dB
10 dB/div
Ref 23.00 dBm
Log
Mkr1 15.773 GHz
-39.584 dBm
-18.92 dBm
Start 1.00 GHz
#Res BW 1.0 MHz
#VBW 3.0 MHz
Stop 26.00 GHz
Sweep 62.53 ms (1001 pts)
1 N 1 f 15.773 GHz -39.584 dBm
2 N 1 f 11.500 GHz -44.570 dBm
Marker
Select Marker 1
Normal
Delta
Fixed
Off
Properties
More 1 of 2

5500MHz

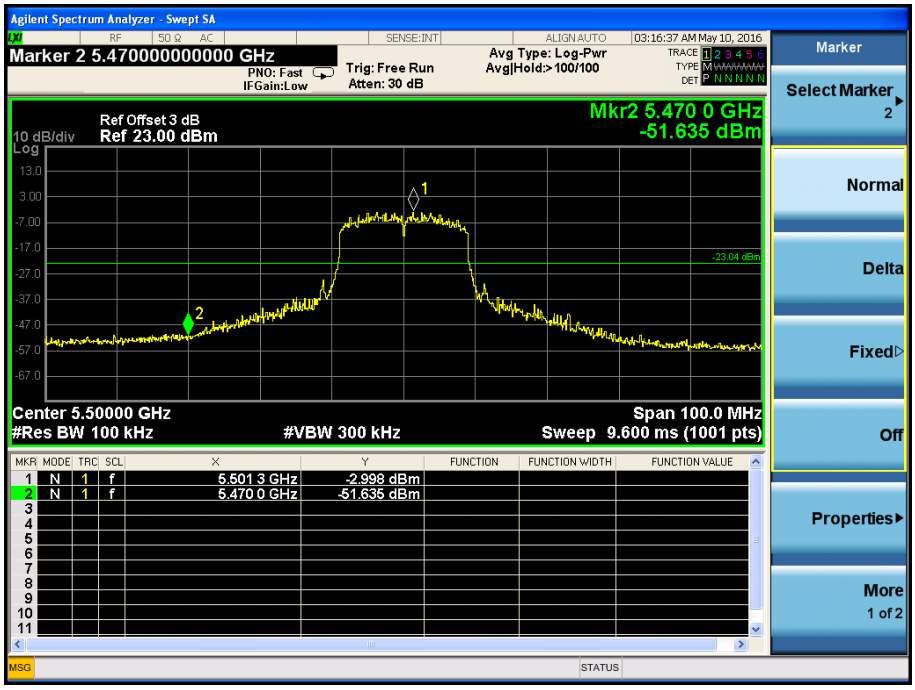
Agilent Spectrum Analyzer - Swept SA
Marker 2 5.470000000000 GHz
PNO: Fast
IFGain:Low
Trig: Free Run
Atten: 30 dB
Avg Type: Log-Pwr
Avg|Hold:> 100/100
03:16:37 AM May 10, 2016
Ref Offset 3 dB
10 dB/div
Ref 23.00 dBm
Mkr2 5.470 0 GHz
-51.635 dBm
Center 5.50000 GHz
#Res BW 100 kHz
#VBW 300 kHz
Span 100.0 MHz
Sweep 9.600 ms (1001 pts)
1 N 1 f 5.501 3 GHz -2.998 dBm
2 N 1 f 5.470 0 GHz -51.635 dBm
Marker
Select Marker 2
Normal
Delta
Fixed
Off
Properties
More 1 of 2

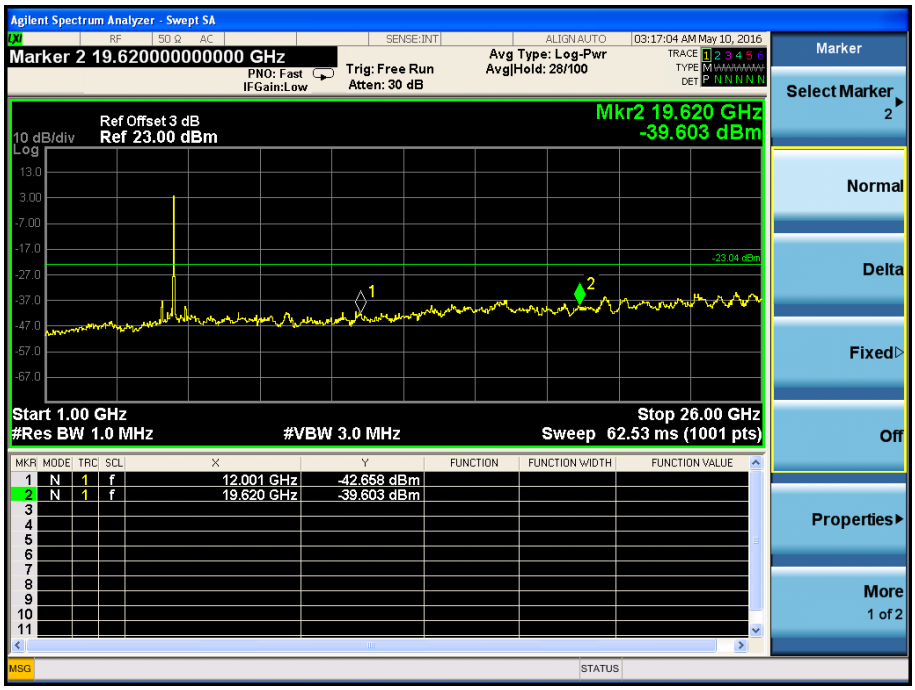
Agilent Spectrum Analyzer - Swept SA
Marker 2 19.620000000000 GHz
PNO: Fast
IFGain:Low
Trig: Free Run
Atten: 30 dB
Avg Type: Log-Pwr
Avg|Hold: 28/100
03:17:04 AM May 10, 2016
Ref Offset 3 dB
10 dB/div
Ref 23.00 dBm
Mkr2 19.620 GHz
-39.603 dBm
Start 1.00 GHz
#Res BW 1.0 MHz
#VBW 3.0 MHz
Stop 26.00 GHz
Sweep 62.53 ms (1001 pts)
1 N 1 f 12.001 GHz -42.658 dBm
2 N 1 f 19.620 GHz -39.603 dBm
Marker
Select Marker 2
Normal
Delta
Fixed
Off
Properties
More 1 of 2

5580MHz

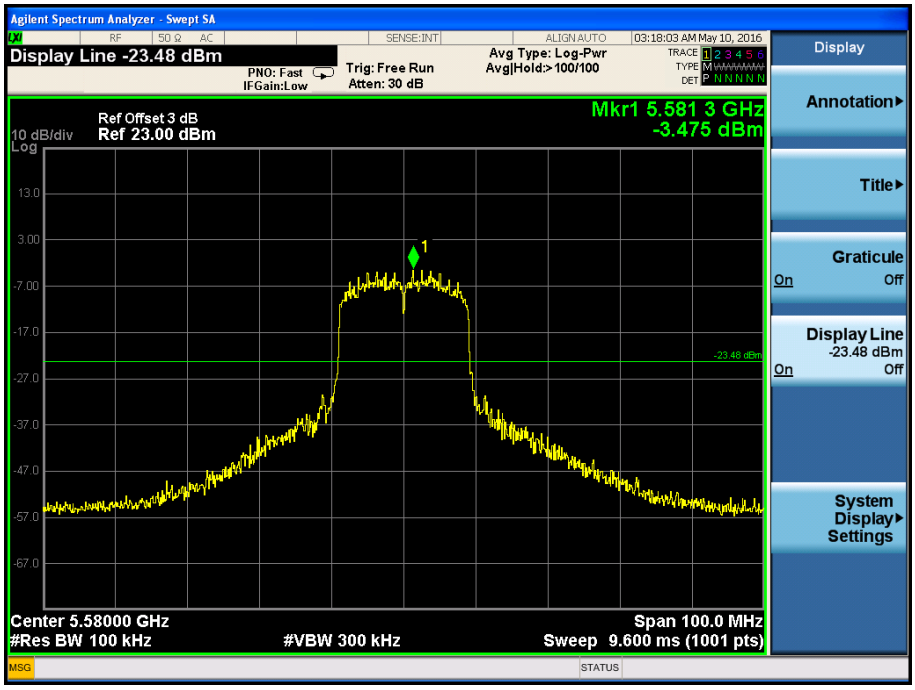
Agilent Spectrum Analyzer - Swept SA
Display Line -23.48 dBm
PNO: Fast
IFGain:Low
Trig: Free Run
Atten: 30 dB
Avg Type: Log-Pwr
Avg|Hold:>100/100
03:18:03 AM May 10, 2016
Ref Offset 3 dB
10 dB/div
Ref 23.00 dBm
Mkr1 5.581 3 GHz
-3.475 dBm
Center 5.58000 GHz
#Res BW 100 kHz
#VBW 300 kHz
Span 100.0 MHz
Sweep 9.600 ms (1001 pts)
Display
Annotation
Title
Graticule
On Off
Display Line
-23.48 dBm
On Off
System Display Settings

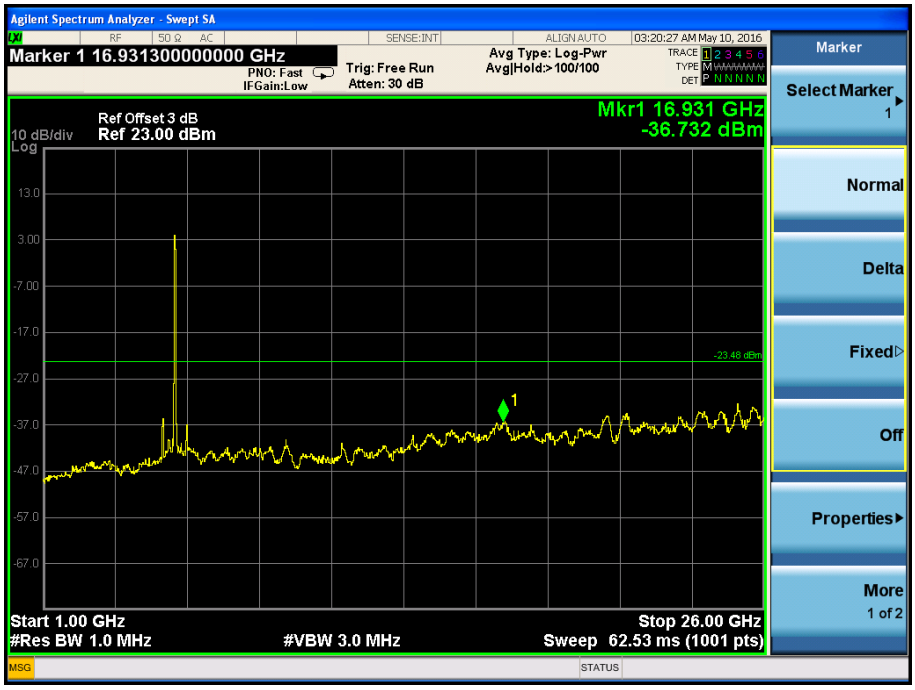
Agilent Spectrum Analyzer - Swept SA
Marker 1 16.931300000000 GHz
PNO: Fast
IFGain:Low
Trig: Free Run
Atten: 30 dB
Avg Type: Log-Pwr
Avg|Hold:>100/100
03:20:27 AM May 10, 2016
Ref Offset 3 dB
10 dB/div
Ref 23.00 dBm
Mkr1 16.931 GHz
-36.732 dBm
Start 1.00 GHz
#Res BW 1.0 MHz
#VBW 3.0 MHz
Stop 26.00 GHz
Sweep 62.53 ms (1001 pts)
Marker
Select Marker 1
Normal
Delta
Fixed
Off
Properties
More 1 of 2

5700MHz

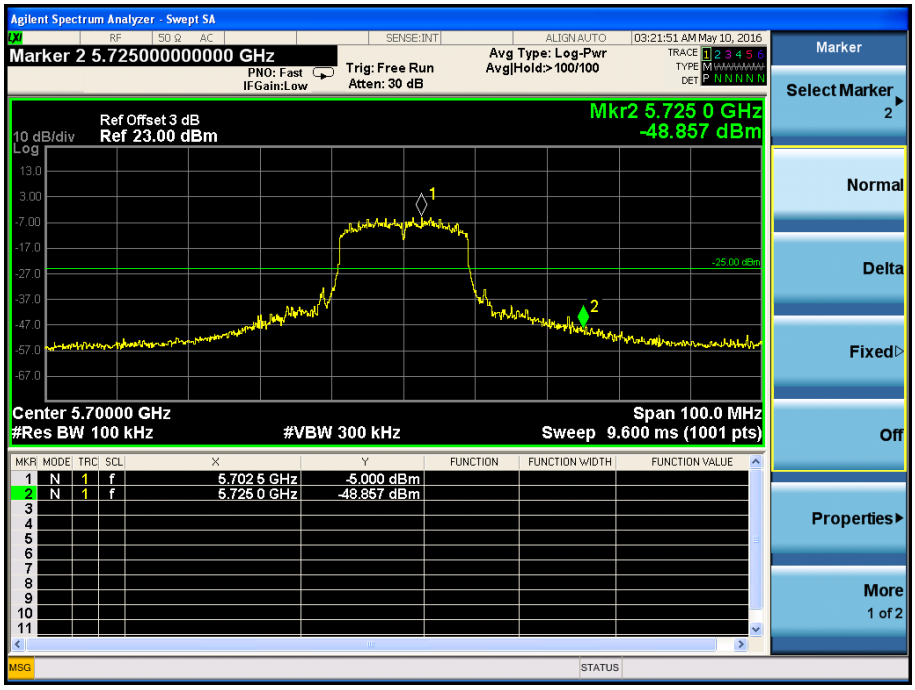
Agilent Spectrum Analyzer - Swept SA
Marker 2 5.725000000000 GHz
PNO: Fast
IFGain:Low
Trig: Free Run
Atten: 30 dB
Avg Type: Log-Pwr
Avg|Hold:> 100/100
03:21:51 AM May 10, 2016
Ref Offset 3 dB
10 dB/div
Ref 23.00 dBm
Mkr2 5.725 0 GHz
-48.857 dBm
Center 5.70000 GHz
#Res BW 100 kHz
#VBW 300 kHz
Span 100.0 MHz
Sweep 9.600 ms (1001 pts)
1 N 1 f 5.702 5 GHz -5.000 dBm
2 N 1 f 5.725 0 GHz -48.857 dBm
Marker
Select Marker 2
Normal
Delta
Fixed
Off
Properties
More 1 of 2

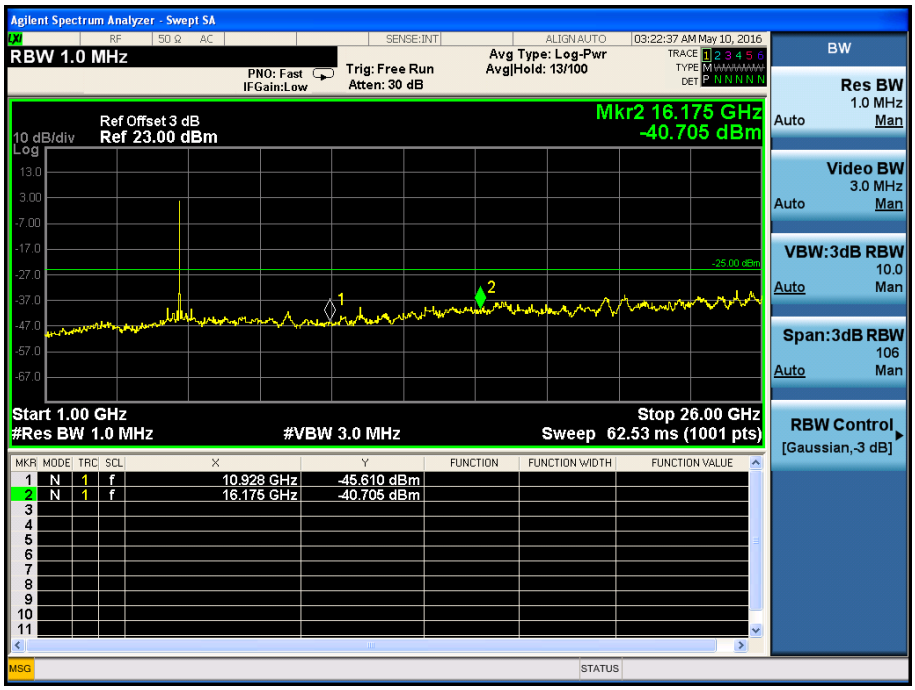
Agilent Spectrum Analyzer - Swept SA
RBW 1.0 MHz
PNO: Fast
IFGain:Low
Trig: Free Run
Atten: 30 dB
Avg Type: Log-Pwr
Avg|Hold: 13/100
03:22:37 AM May 10, 2016
Ref Offset 3 dB
10 dB/div
Ref 23.00 dBm
Mkr2 16.175 GHz
-40.705 dBm
Start 1.00 GHz
#Res BW 1.0 MHz
#VBW 3.0 MHz
Stop 26.00 GHz
Sweep 62.53 ms (1001 pts)
1 N 1 f 10.928 GHz -45.610 dBm
2 N 1 f 16.175 GHz -40.705 dBm
BW
Res BW 1.0 MHz
Video BW 3.0 MHz
VBW:3dB RBW 10.0
Span:3dB RBW 106
RBW Control [Gaussian,-3 dB]

5745MHz

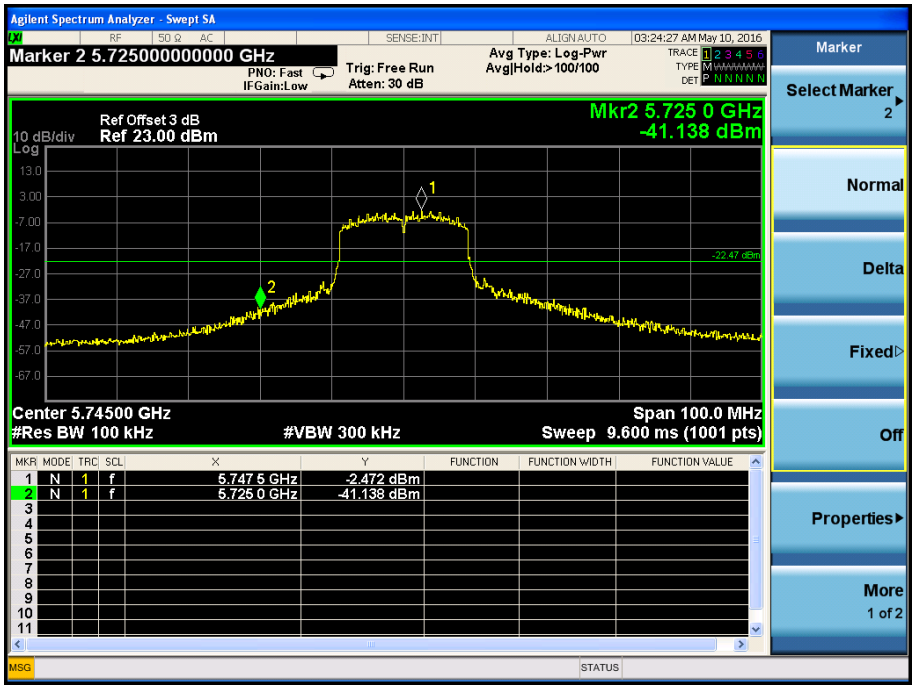
Agilent Spectrum Analyzer - Swept SA
Marker 2 5.725000000000 GHz
PNO: Fast
IFGain:Low
Trig: Free Run
Atten: 30 dB
Avg Type: Log-Pwr
Avg|Hold:> 100/100
03:24:27 AM May 10, 2016
Ref Offset 3 dB
10 dB/div
Ref 23.00 dBm
Mkr2 5.725 0 GHz
-41.138 dBm
Center 5.74500 GHz
#Res BW 100 kHz
#VBW 300 kHz
Span 100.0 MHz
Sweep 9.600 ms (1001 pts)
1 N 1 f 5.747 5 GHz -2.472 dBm
2 N 1 f 5.725 0 GHz -41.138 dBm
Marker
Select Marker 2
Normal
Delta
Fixed
Off
Properties
More 1 of 2

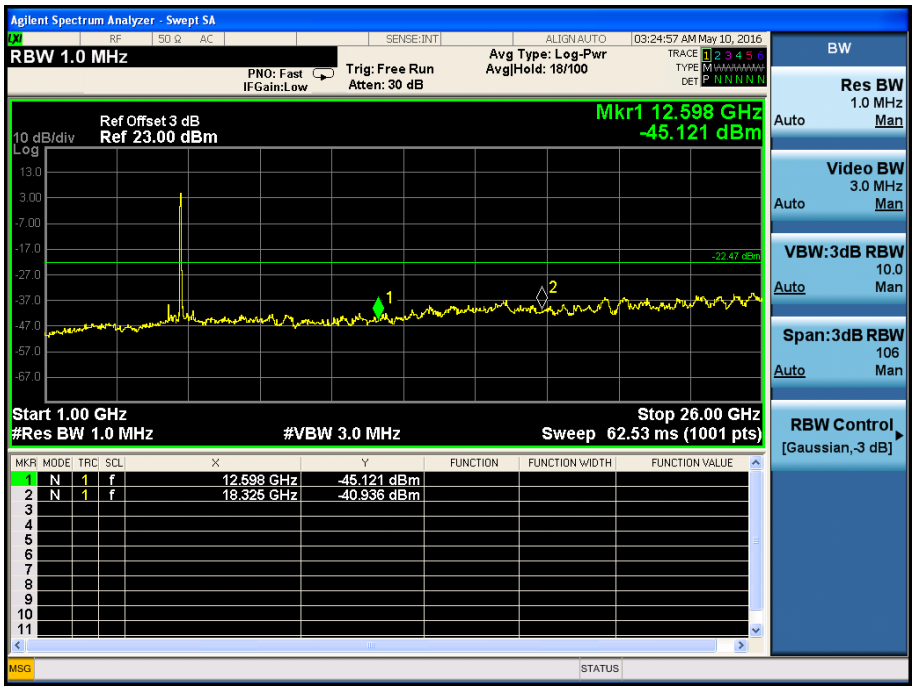
Agilent Spectrum Analyzer - Swept SA
RBW 1.0 MHz
PNO: Fast
IFGain:Low
Trig: Free Run
Atten: 30 dB
Avg Type: Log-Pwr
Avg|Hold: 18/100
03:24:57 AM May 10, 2016
Ref Offset 3 dB
10 dB/div
Ref 23.00 dBm
Mkr1 12.598 GHz
-45.121 dBm
Start 1.00 GHz
#Res BW 1.0 MHz
#VBW 3.0 MHz
Stop 26.00 GHz
Sweep 62.53 ms (1001 pts)
1 N 1 f 12.598 GHz -45.121 dBm
2 N 1 f 18.325 GHz -40.936 dBm
BW
Res BW 1.0 MHz
Video BW 3.0 MHz
VBW:3dB RBW 10.0
Span:3dB RBW 106
RBW Control [Gaussian,-3 dB]

5785MHz

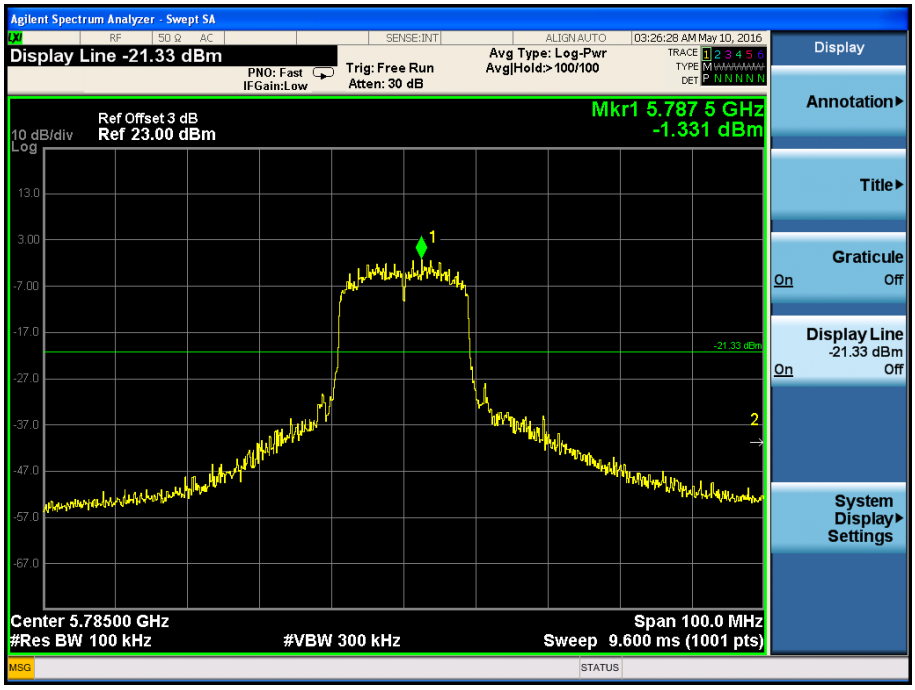
Agilent Spectrum Analyzer - Swept SA
Display Line -21.33 dBm
PNO: Fast
IFGain:Low
Trig: Free Run
Atten: 30 dB
Avg Type: Log-Pwr
Avg|Hold:> 100/100
03:26:28 AM May 10, 2016
Ref Offset 3 dB
10 dB/div
Ref 23.00 dBm
Mkr1 5.787 5 GHz
-1.331 dBm
Center 5.78500 GHz
#Res BW 100 kHz
#VBW 300 kHz
Span 100.0 MHz
Sweep 9.600 ms (1001 pts)
Display
Annotation
Title
Graticule
On Off
Display Line
-21.33 dBm
On Off
System Display Settings

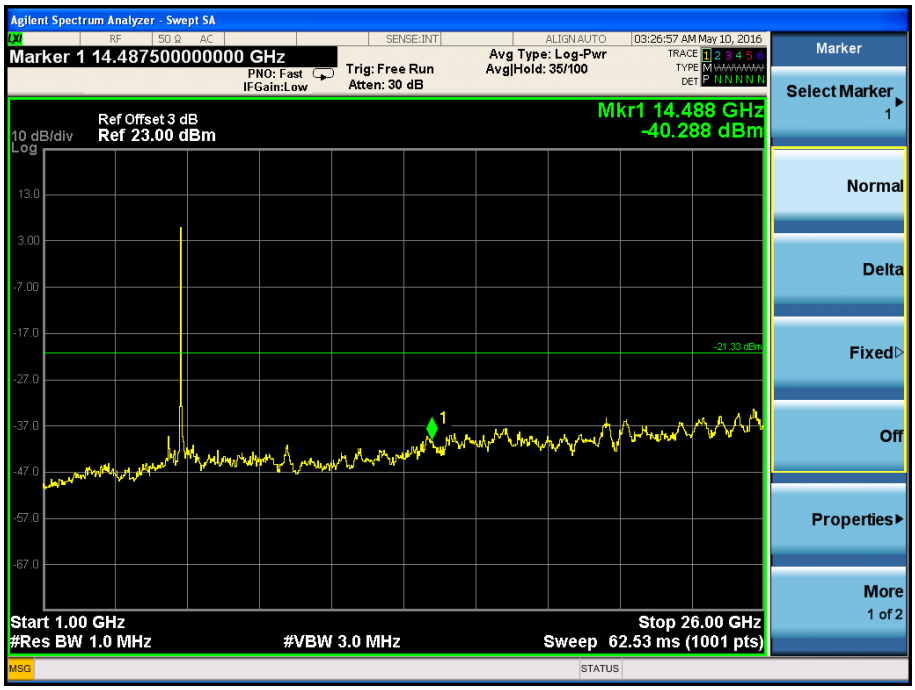
Agilent Spectrum Analyzer - Swept SA
Marker 1 14.487500000000 GHz
PNO: Fast
IFGain:Low
Trig: Free Run
Atten: 30 dB
Avg Type: Log-Pwr
Avg|Hold: 35/100
03:26:57 AM May 10, 2016
Ref Offset 3 dB
10 dB/div
Ref 23.00 dBm
Mkr1 14.488 GHz
-40.288 dBm
Start 1.00 GHz
#Res BW 1.0 MHz
#VBW 3.0 MHz
Stop 26.00 GHz
Sweep 62.53 ms (1001 pts)
Marker
Select Marker 1
Normal
Delta
Fixed
Off
Properties
More 1 of 2

5825MHz

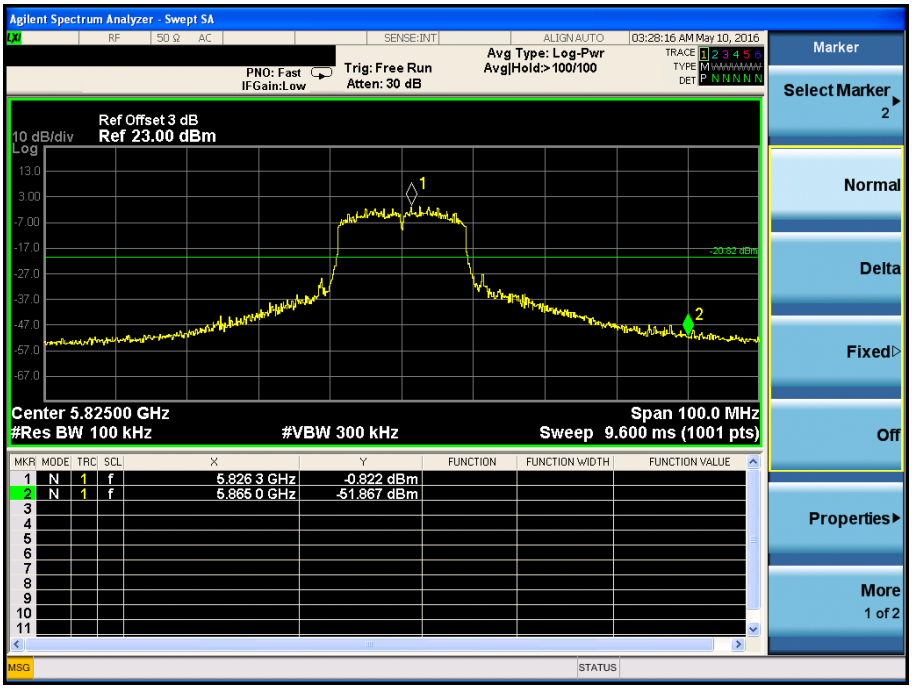
Agilent Spectrum Analyzer - Swept SA
03:28:16 AM May 10, 2016
PNO: Fast
IFGain:Low
Trig: Free Run
Atten: 30 dB
Avg Type: Log-Pwr
Avg|Hold:> 100/100
Ref Offset 3 dB
10 dB/div
Ref 23.00 dBm
Log
Center 5.82500 GHz
#Res BW 100 kHz
#VBW 300 kHz
Span 100.0 MHz
Sweep 9.600 ms (1001 pts)
1 N 1 f 5.826 3 GHz -0.822 dBm
2 N 1 f 5.865 0 GHz -51.867 dBm
Marker
Select Marker 2
Normal
Delta
Fixed
Off
Properties
More 1 of 2

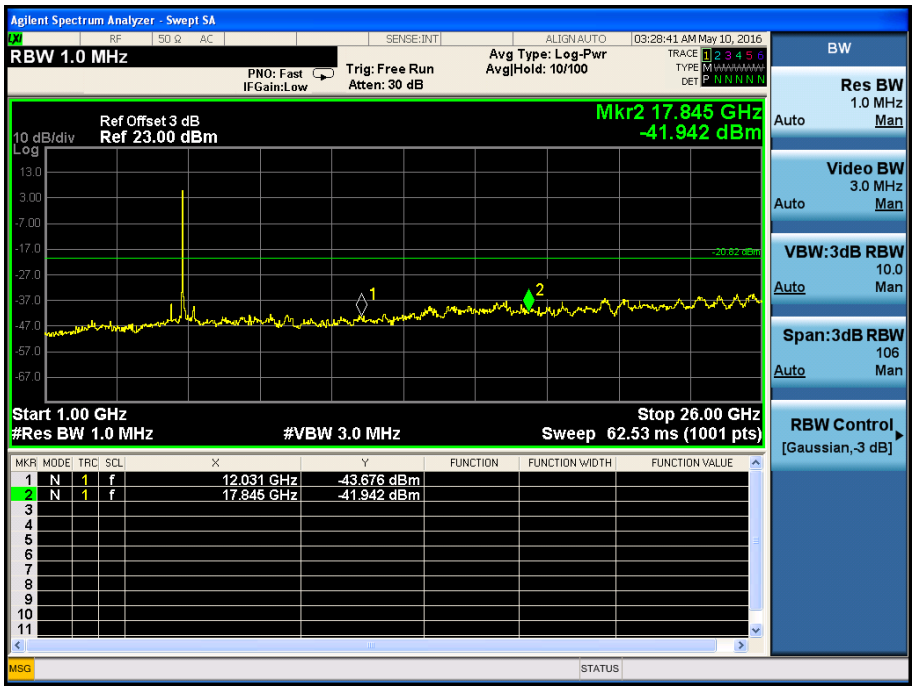
Agilent Spectrum Analyzer - Swept SA
03:28:41 AM May 10, 2016
RBW 1.0 MHz
PNO: Fast
IFGain:Low
Trig: Free Run
Atten: 30 dB
Avg Type: Log-Pwr
Avg|Hold: 10/100
Ref Offset 3 dB
10 dB/div
Ref 23.00 dBm
Log
Mkr2 17.845 GHz
-41.942 dBm
Start 1.00 GHz
#Res BW 1.0 MHz
#VBW 3.0 MHz
Stop 26.00 GHz
Sweep 62.53 ms (1001 pts)
1 N 1 f 12.031 GHz -43.676 dBm
2 N 1 f 17.845 GHz -41.942 dBm
BW
Res BW 1.0 MHz
Video BW 3.0 MHz
VBW:3dB RBW 10.0
Span:3dB RBW 106
RBW Control [Gaussian,-3 dB]

802.11n-HT40

5190MHz

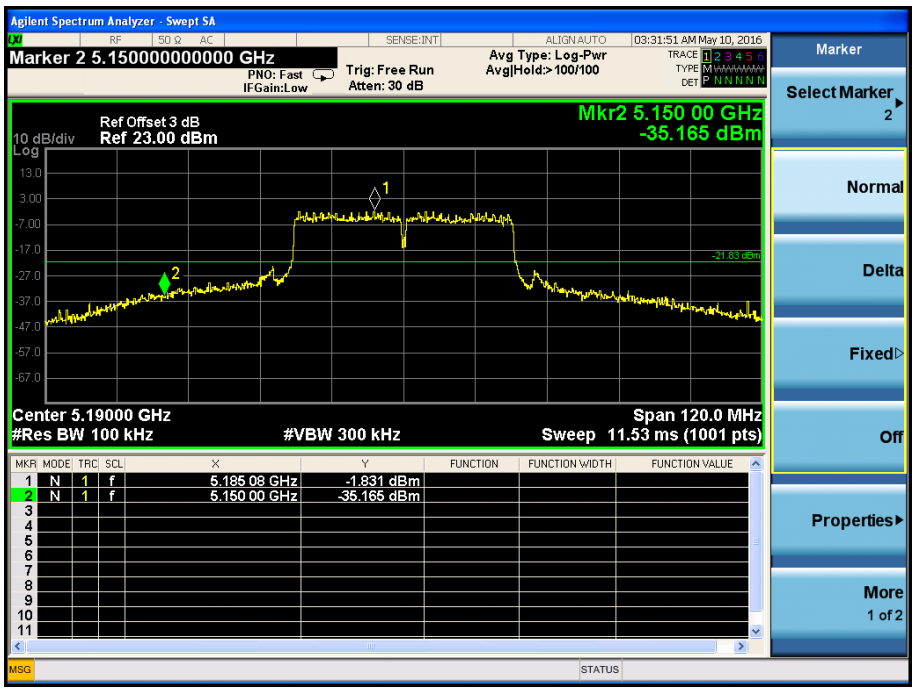

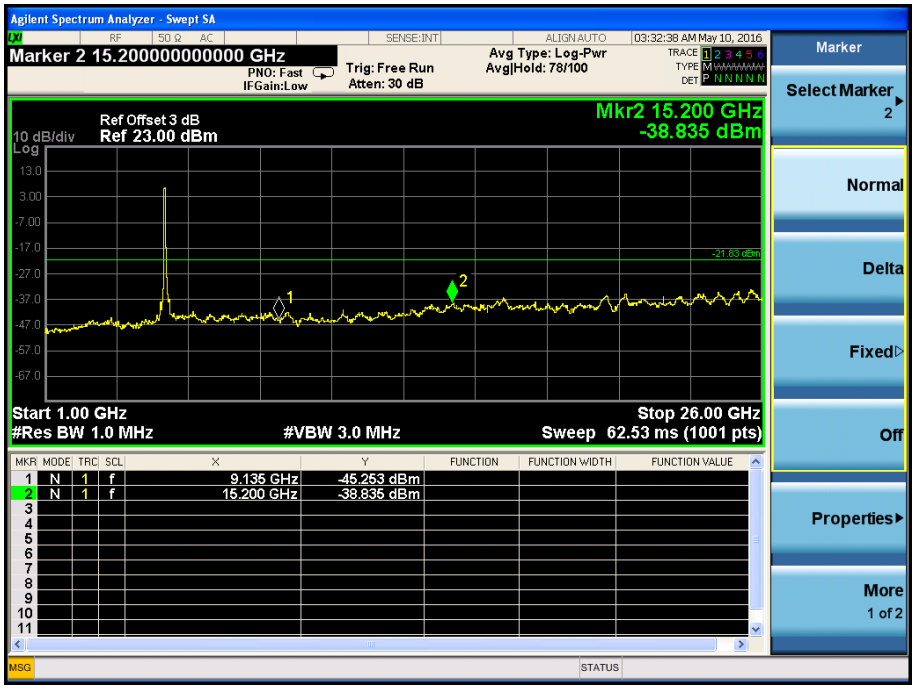

5230MHz

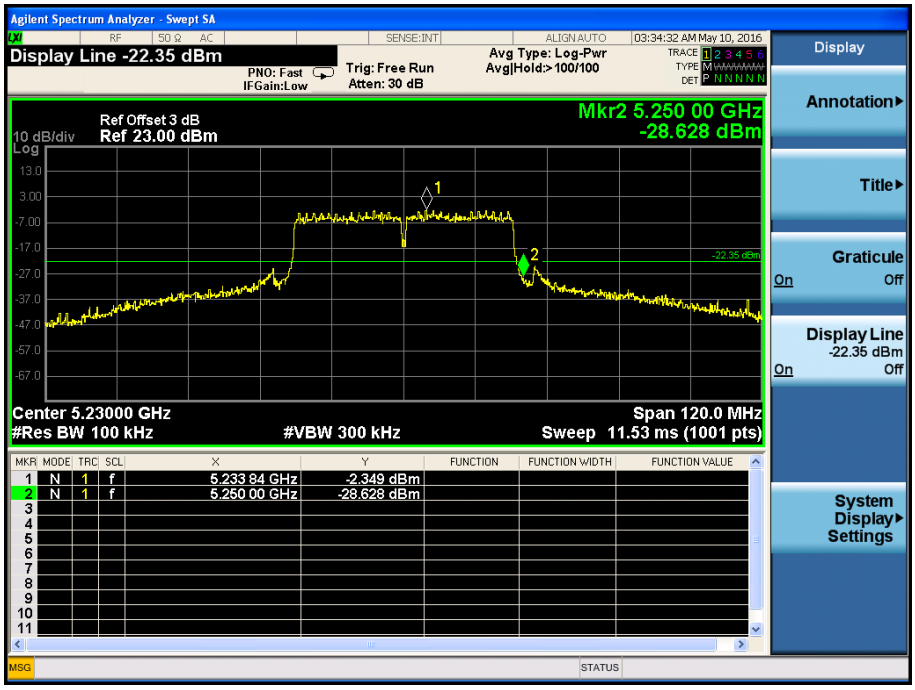
Agilent Spectrum Analyzer - Swept SA
Display Line -22.35 dBm
PNO: Fast
IFGain:Low
Trig: Free Run
Atten: 30 dB
Avg Type: Log-Pwr
Avg|Hold:> 100/100
03:34:32 AM May 10, 2016
Ref Offset 3 dB
10 dB/div
Ref 23.00 dBm
Mkr2 5.250 00 GHz
-28.628 dBm
Center 5.23000 GHz
#Res BW 100 kHz
#VBW 300 kHz
Span 120.0 MHz
Sweep 11.53 ms (1001 pts)
1 N 1 f 5.233 84 GHz -2.349 dBm
2 N 1 f 5.250 00 GHz -28.628 dBm
Display
Annotation
Title
Graticule
Display Line
System Display Settings

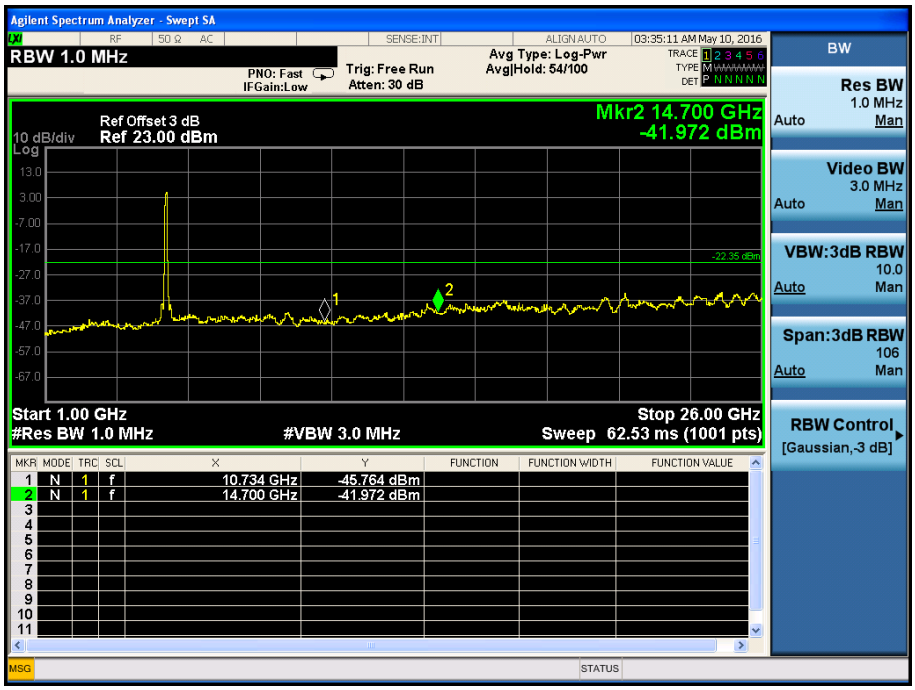
Agilent Spectrum Analyzer - Swept SA
RBW 1.0 MHz
PNO: Fast
IFGain:Low
Trig: Free Run
Atten: 30 dB
Avg Type: Log-Pwr
Avg|Hold: 54/100
03:35:11 AM May 10, 2016
Ref Offset 3 dB
10 dB/div
Ref 23.00 dBm
Mkr2 14.700 GHz
-41.972 dBm
Start 1.00 GHz
#Res BW 1.0 MHz
#VBW 3.0 MHz
Stop 26.00 GHz
Sweep 62.53 ms (1001 pts)
1 N 1 f 10.734 GHz -45.764 dBm
2 N 1 f 14.700 GHz -41.972 dBm
BW
Res BW 1.0 MHz
Video BW 3.0 MHz
VBW:3dB RBW 10.0
Span:3dB RBW 106
RBW Control [Gaussian,-3 dB]

5270MHz

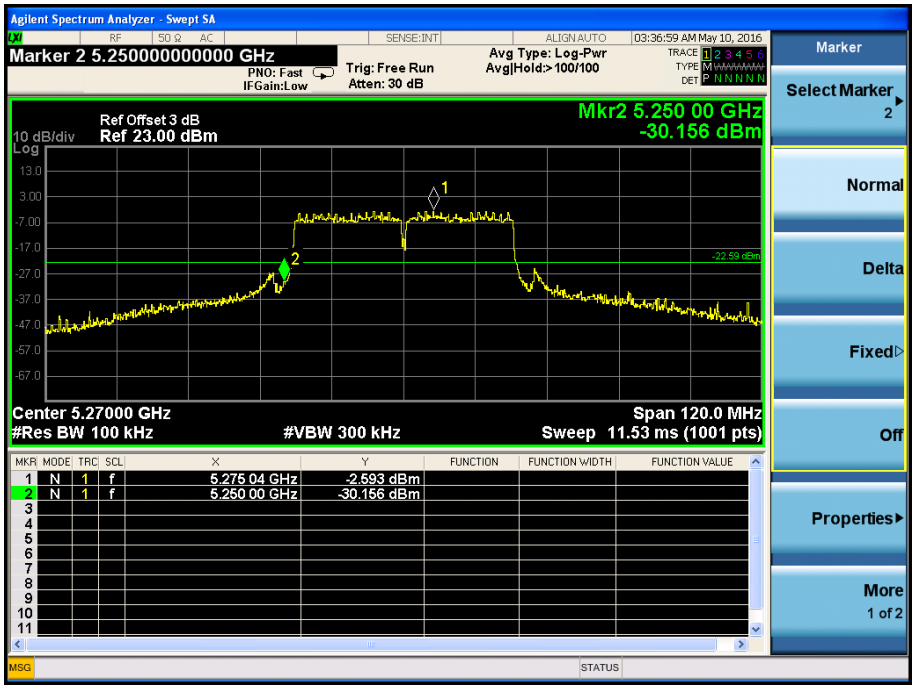
Agilent Spectrum Analyzer - Swept SA
Marker 2 5.250000000000 GHz
PNO: Fast
IFGain:Low
Trig: Free Run
Atten: 30 dB
Avg Type: Log-Pwr
Avg|Hold:> 100/100
03:36:59 AM May 10, 2016
Ref Offset 3 dB
10 dB/div
Ref 23.00 dBm
Log
Mkr2 5.250 00 GHz
-30.156 dBm
Center 5.27000 GHz
#Res BW 100 kHz
#VBW 300 kHz
Span 120.0 MHz
Sweep 11.53 ms (1001 pts)
1 N 1 f 5.275 04 GHz -2.593 dBm
2 N 1 f 5.250 00 GHz -30.156 dBm
Marker
Select Marker 2
Normal
Delta
Fixed
Off
Properties
More 1 of 2

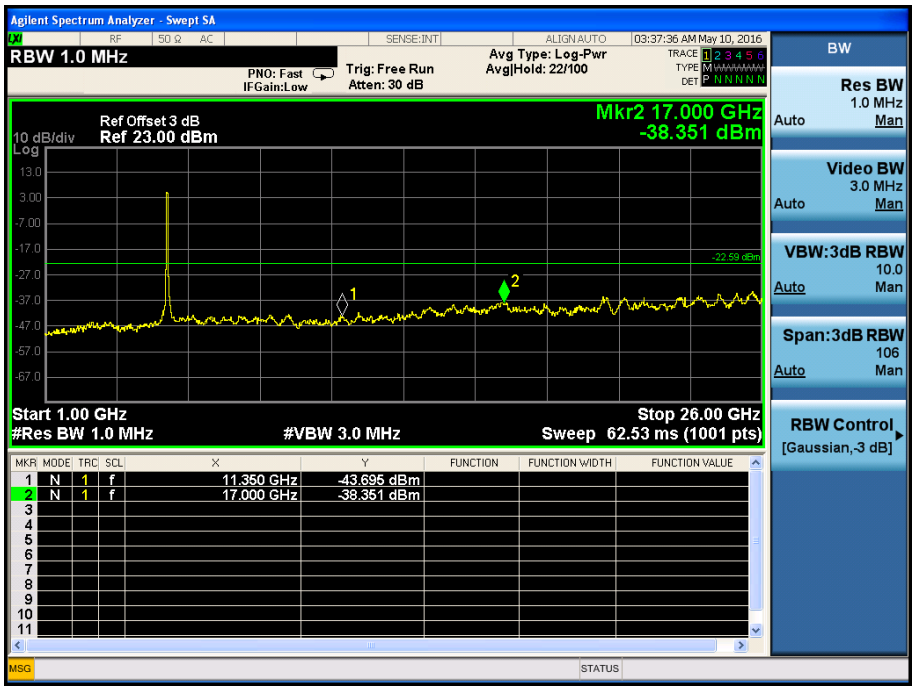
Agilent Spectrum Analyzer - Swept SA
RBW 1.0 MHz
PNO: Fast
IFGain:Low
Trig: Free Run
Atten: 30 dB
Avg Type: Log-Pwr
Avg|Hold: 22/100
03:37:36 AM May 10, 2016
Ref Offset 3 dB
10 dB/div
Ref 23.00 dBm
Log
Mkr2 17.000 GHz
-38.351 dBm
Start 1.00 GHz
#Res BW 1.0 MHz
#VBW 3.0 MHz
Stop 26.00 GHz
Sweep 62.53 ms (1001 pts)
1 N 1 f 11.350 GHz -43.695 dBm
2 N 1 f 17.000 GHz -38.351 dBm
BW
Res BW 1.0 MHz
Video BW 3.0 MHz
VBW:3dB RBW 10.0
Span:3dB RBW 106
RBW Control [Gaussian,-3 dB]

5310MHz

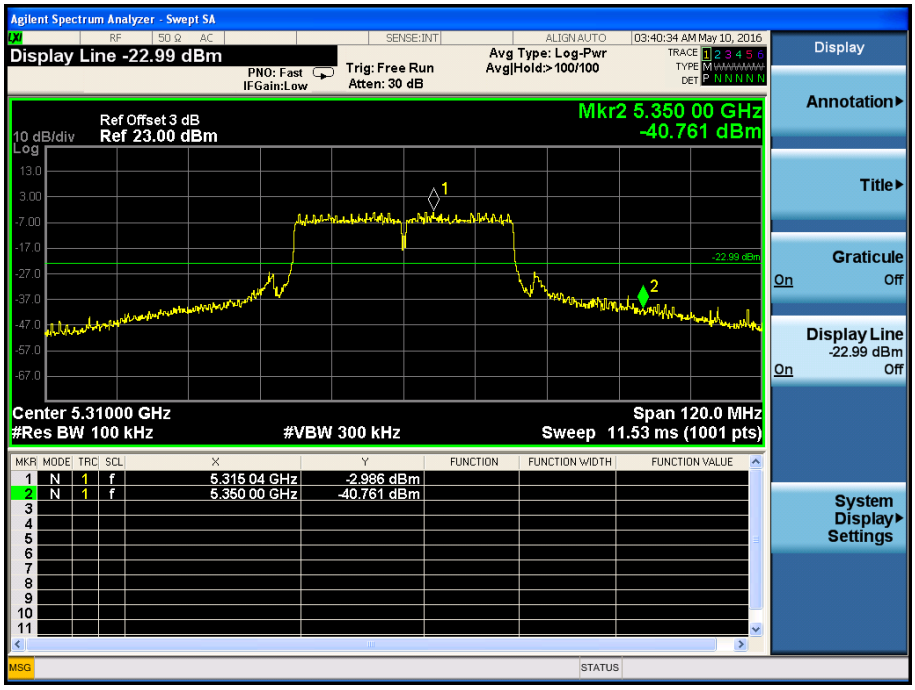
Agilent Spectrum Analyzer - Swept SA
Display Line -22.99 dBm
PNO: Fast
IFGain:Low
Trig: Free Run
Atten: 30 dB
Avg Type: Log-Pwr
Avg|Hold:> 100/100
03:40:34 AM May 10, 2016
Ref Offset 3 dB
10 dB/div
Ref 23.00 dBm
Mkr2 5.350 00 GHz
-40.761 dBm
Center 5.31000 GHz
#Res BW 100 kHz
#VBW 300 kHz
Span 120.0 MHz
Sweep 11.53 ms (1001 pts)
1 N 1 f 5.315 04 GHz -2.986 dBm
2 N 1 f 5.350 00 GHz -40.761 dBm
Display
Annotation
Title
Graticule
Display Line
-22.99 dBm
System Display Settings

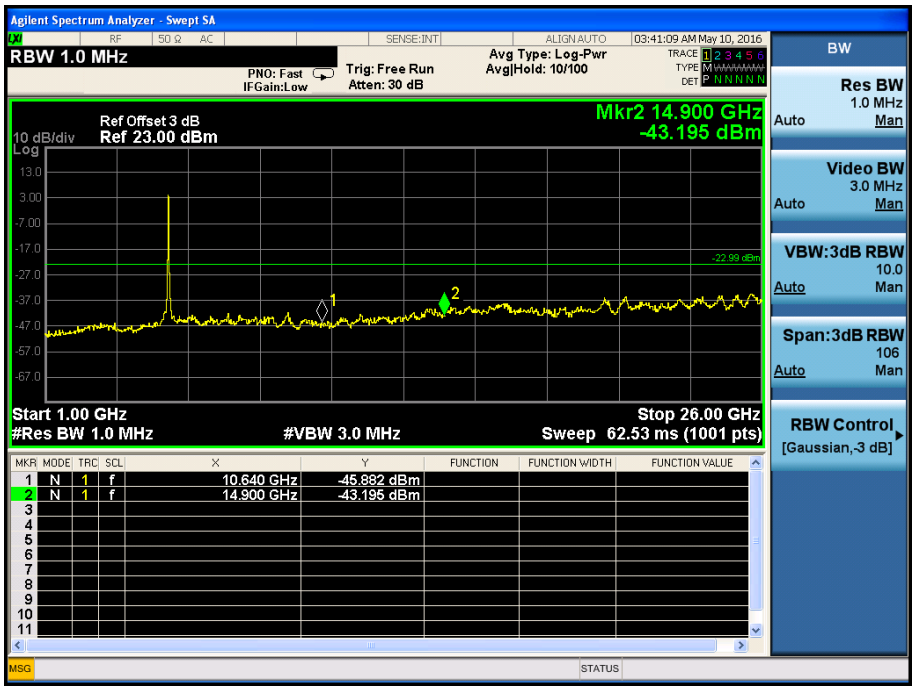
Agilent Spectrum Analyzer - Swept SA
RBW 1.0 MHz
PNO: Fast
IFGain:Low
Trig: Free Run
Atten: 30 dB
Avg Type: Log-Pwr
Avg|Hold: 10/100
03:41:09 AM May 10, 2016
Ref Offset 3 dB
10 dB/div
Ref 23.00 dBm
Mkr2 14.900 GHz
-43.195 dBm
Start 1.00 GHz
#Res BW 1.0 MHz
#VBW 3.0 MHz
Stop 26.00 GHz
Sweep 62.53 ms (1001 pts)
1 N 1 f 10.640 GHz -45.882 dBm
2 N 1 f 14.900 GHz -43.195 dBm
BW
Res BW
1.0 MHz
Video BW
3.0 MHz
VBW:3dB RBW
10.0
Span:3dB RBW
106
RBW Control
[Gaussian,-3 dB]

5510MHz

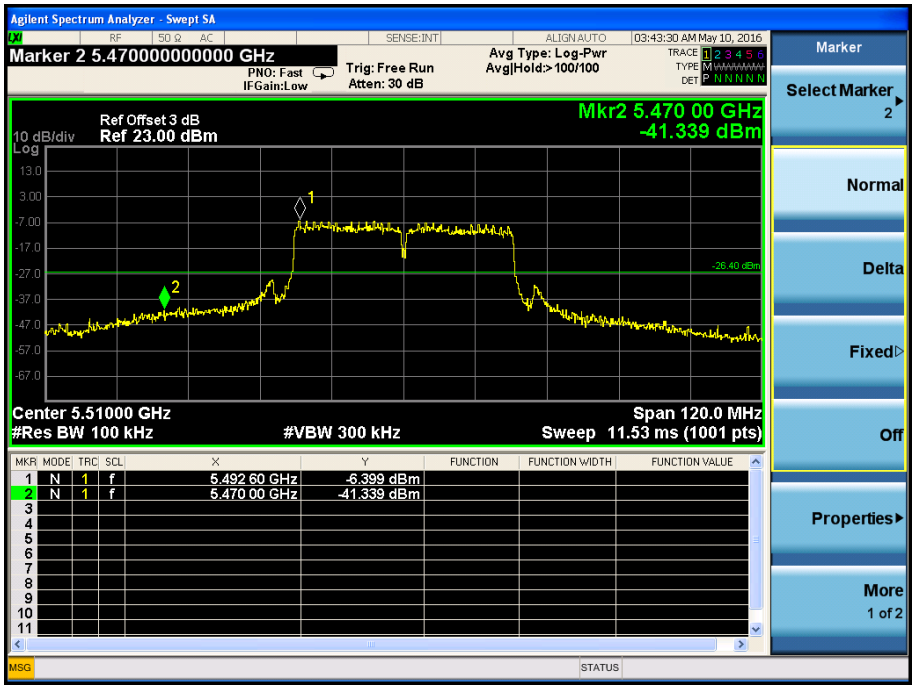
Agilent Spectrum Analyzer - Swept SA
Marker 2 5.470000000000 GHz
PNO: Fast
IFGain:Low
Trig: Free Run
Atten: 30 dB
Avg Type: Log-Pwr
Avg|Hold:> 100/100
03:43:30 AM May 10, 2016
Ref Offset 3 dB
10 dB/div
Ref 23.00 dBm
Mkr2 5.470 00 GHz
-41.339 dBm
-26.40 dBm
Center 5.51000 GHz
#Res BW 100 kHz
#VBW 300 kHz
Span 120.0 MHz
Sweep 11.53 ms (1001 pts)
1 N 1 f 5.492 60 GHz -6.399 dBm
2 N 1 f 5.470 00 GHz -41.339 dBm
Marker
Select Marker 2
Normal
Delta
Fixed
Off
Properties
More 1 of 2

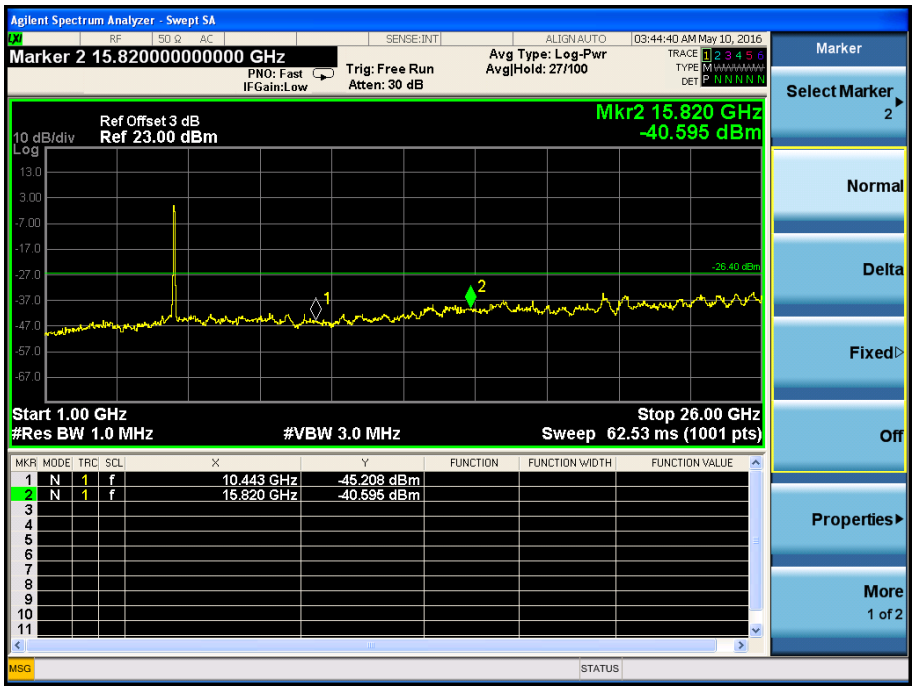
Agilent Spectrum Analyzer - Swept SA
Marker 2 15.820000000000 GHz
PNO: Fast
IFGain:Low
Trig: Free Run
Atten: 30 dB
Avg Type: Log-Pwr
Avg|Hold: 27/100
03:44:40 AM May 10, 2016
Ref Offset 3 dB
10 dB/div
Ref 23.00 dBm
Mkr2 15.820 GHz
-40.595 dBm
-26.40 dBm
Start 1.00 GHz
#Res BW 1.0 MHz
#VBW 3.0 MHz
Stop 26.00 GHz
Sweep 62.53 ms (1001 pts)
1 N 1 f 10.443 GHz -45.208 dBm
2 N 1 f 15.820 GHz -40.595 dBm
Marker
Select Marker 2
Normal
Delta
Fixed
Off
Properties
More 1 of 2

5550MHz

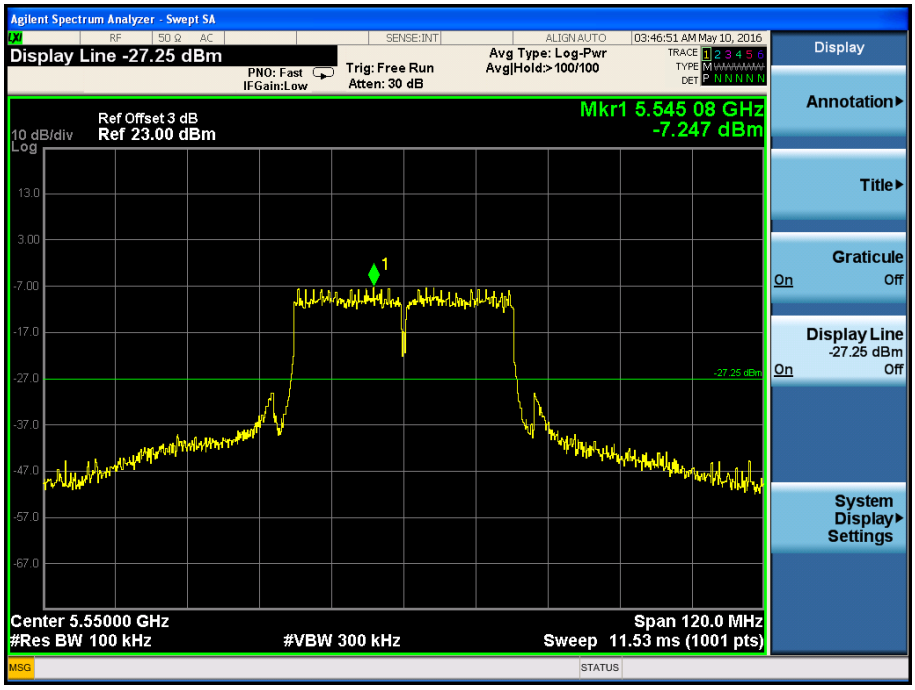
Agilent Spectrum Analyzer - Swept SA
Display Line -27.25 dBm
PNO: Fast
IFGain:Low
Trig: Free Run
Atten: 30 dB
Avg Type: Log-Pwr
Avg|Hold:>100/100
03:46:51 AM May 10, 2016
Ref Offset 3 dB
10 dB/div
Ref 23.00 dBm
Log
Mkr1 5.545 08 GHz
-7.247 dBm
Center 5.55000 GHz
#Res BW 100 kHz
#VBW 300 kHz
Span 120.0 MHz
Sweep 11.53 ms (1001 pts)
Display
Annotation
Title
Graticule
Display Line
System Display Settings

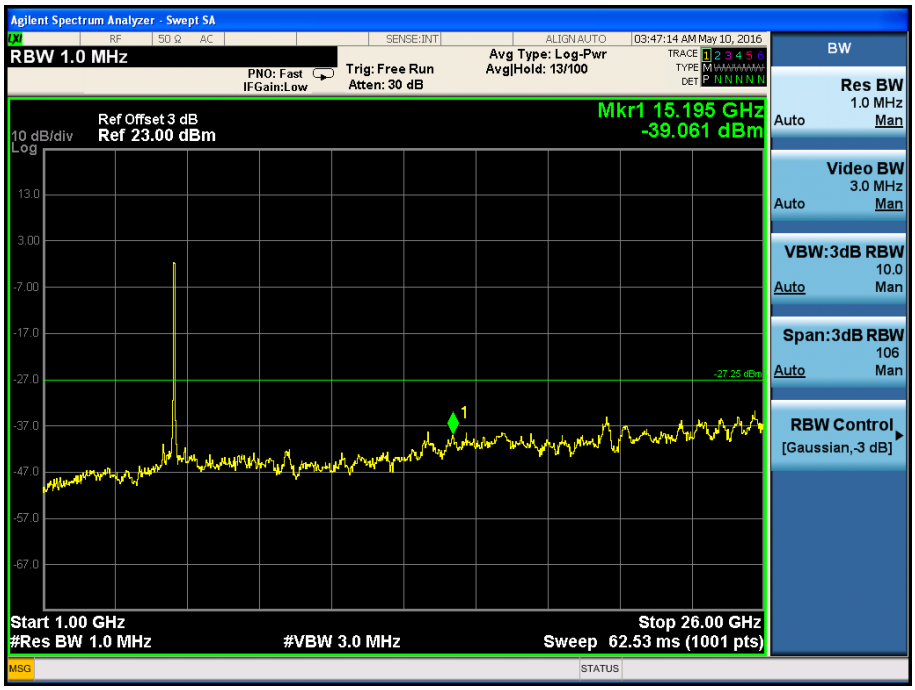
Agilent Spectrum Analyzer - Swept SA
RBW 1.0 MHz
PNO: Fast
IFGain:Low
Trig: Free Run
Atten: 30 dB
Avg Type: Log-Pwr
Avg|Hold: 13/100
03:47:14 AM May 10, 2016
Ref Offset 3 dB
10 dB/div
Ref 23.00 dBm
Log
Mkr1 15.195 GHz
-39.061 dBm
Start 1.00 GHz
#Res BW 1.0 MHz
#VBW 3.0 MHz
Stop 26.00 GHz
Sweep 62.53 ms (1001 pts)
BW
Res BW
Video BW
VBW:3dB RBW
Span:3dB RBW
RBW Control
[Gaussian,-3 dB]

5670MHz

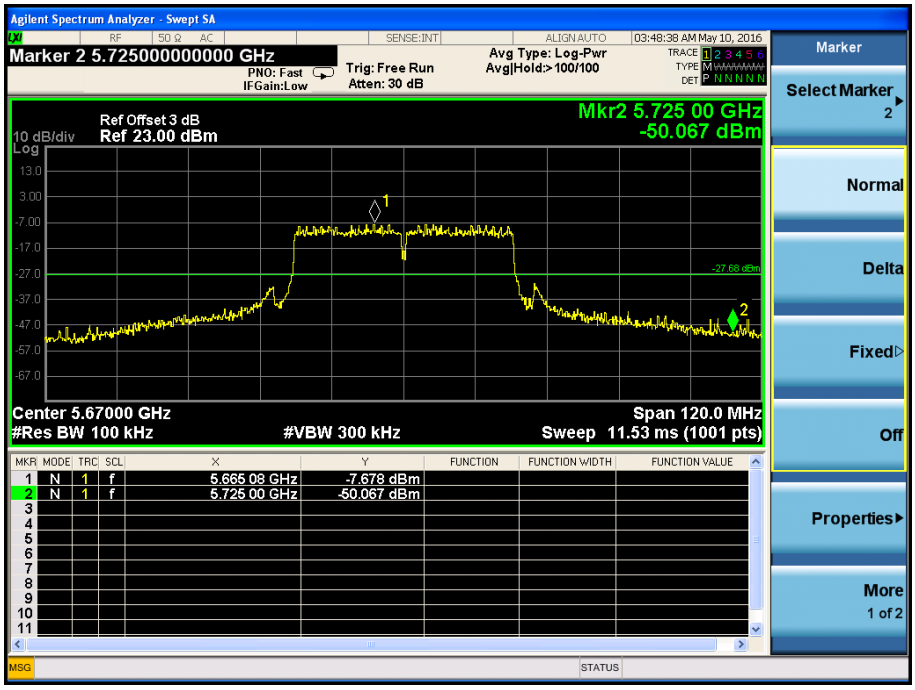
Agilent Spectrum Analyzer - Swept SA
Marker 2 5.725000000000 GHz
PNO: Fast
IFGain:Low
Trig: Free Run
Atten: 30 dB
Avg Type: Log-Pwr
Avg|Hold:> 100/100
03:48:38 AM May 10, 2016
Ref Offset 3 dB
10 dB/div
Ref 23.00 dBm
Mkr2 5.725 00 GHz
-50.067 dBm
-27.68 dBm
Center 5.67000 GHz
#Res BW 100 kHz
#VBW 300 kHz
Span 120.0 MHz
Sweep 11.53 ms (1001 pts)
1 N 1 f 5.665 08 GHz -7.678 dBm
2 N 1 f 5.725 00 GHz -50.067 dBm
Marker
Select Marker 2
Normal
Delta
Fixed
Off
Properties
More 1 of 2

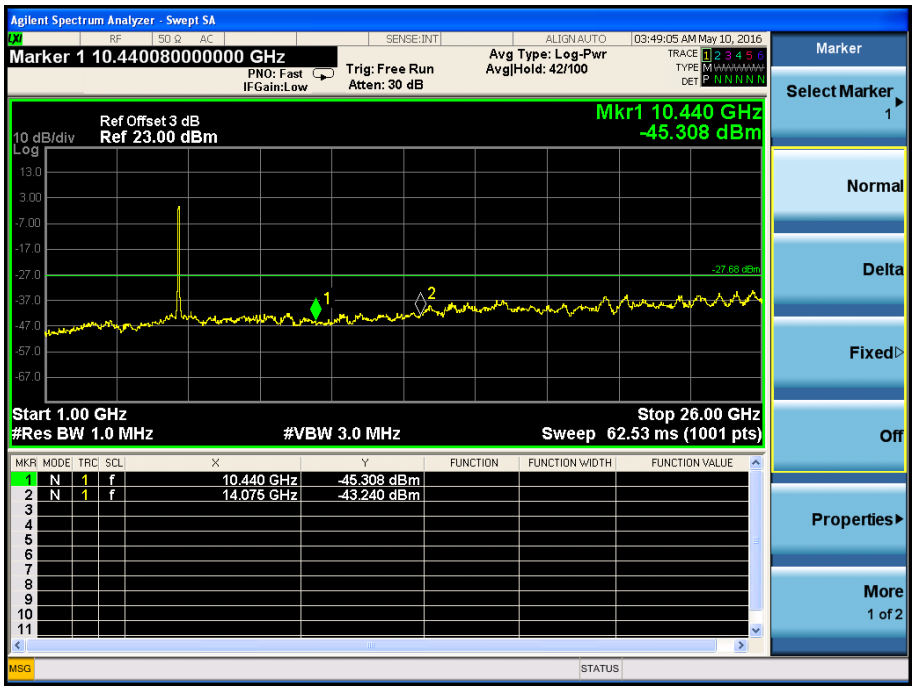
Agilent Spectrum Analyzer - Swept SA
Marker 1 10.440080000000 GHz
PNO: Fast
IFGain:Low
Trig: Free Run
Atten: 30 dB
Avg Type: Log-Pwr
Avg|Hold: 42/100
03:49:05 AM May 10, 2016
Ref Offset 3 dB
10 dB/div
Ref 23.00 dBm
Mkr1 10.440 GHz
-45.308 dBm
-27.68 dBm
Start 1.00 GHz
#Res BW 1.0 MHz
#VBW 3.0 MHz
Stop 26.00 GHz
Sweep 62.53 ms (1001 pts)
1 N 1 f 10.440 GHz -45.308 dBm
2 N 1 f 14.075 GHz -43.240 dBm
Marker
Select Marker 1
Normal
Delta
Fixed
Off
Properties
More 1 of 2

5755MHz

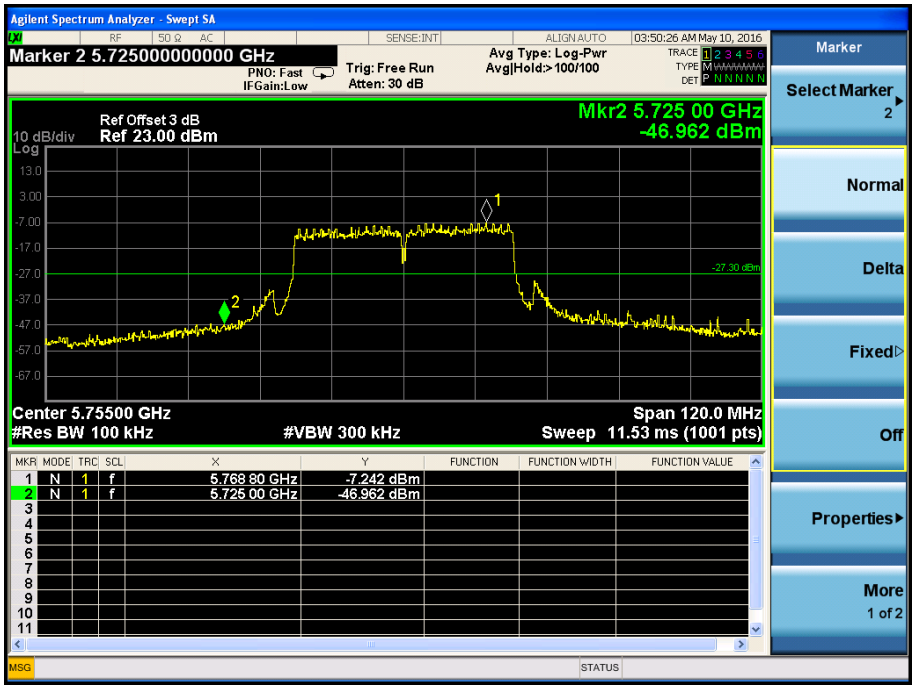
Agilent Spectrum Analyzer - Swept SA
Marker 2 5.725000000000 GHz
PNO: Fast
IFGain:Low
Trig: Free Run
Atten: 30 dB
Avg Type: Log-Pwr
Avg|Hold:> 100/100
03:50:26 AM May 10, 2016
Ref Offset 3 dB
10 dB/div
Ref 23.00 dBm
Mkr2 5.725 00 GHz
-46.962 dBm
-27.30 dBm
Center 5.75500 GHz
#Res BW 100 kHz
#VBW 300 kHz
Span 120.0 MHz
Sweep 11.53 ms (1001 pts)
1 N 1 f 5.768 80 GHz -7.242 dBm
2 N 1 f 5.725 00 GHz -46.962 dBm
Marker
Select Marker 2
Normal
Delta
Fixed
Off
Properties
More 1 of 2

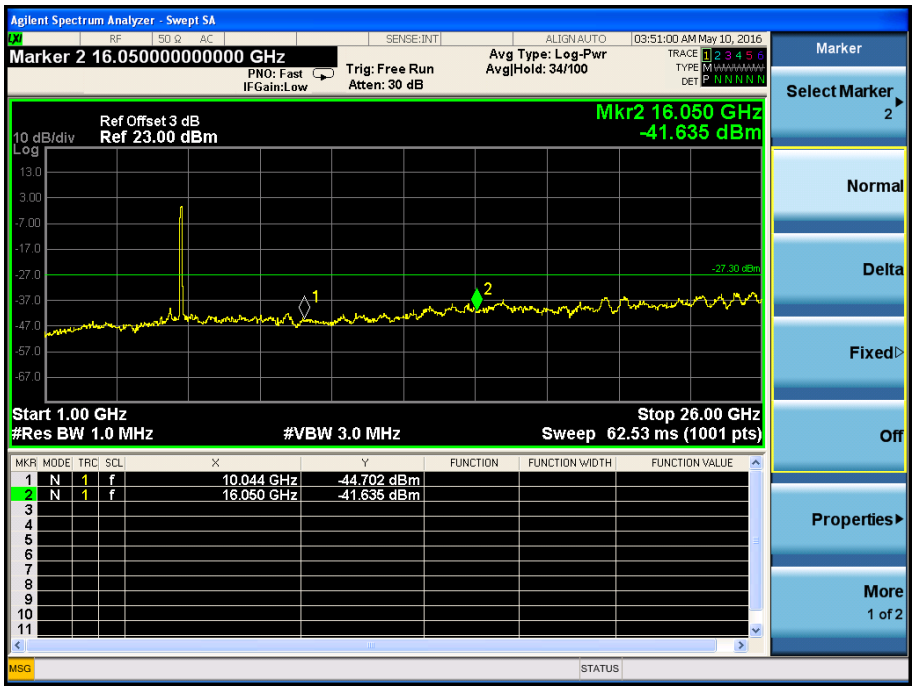
Agilent Spectrum Analyzer - Swept SA
Marker 2 16.050000000000 GHz
PNO: Fast
IFGain:Low
Trig: Free Run
Atten: 30 dB
Avg Type: Log-Pwr
Avg|Hold: 34/100
03:51:00 AM May 10, 2016
Ref Offset 3 dB
10 dB/div
Ref 23.00 dBm
Mkr2 16.050 GHz
-41.635 dBm
-27.30 dBm
Start 1.00 GHz
#Res BW 1.0 MHz
#VBW 3.0 MHz
Stop 26.00 GHz
Sweep 62.53 ms (1001 pts)
1 N 1 f 10.044 GHz -44.702 dBm
2 N 1 f 16.050 GHz -41.635 dBm
Marker
Select Marker 2
Normal
Delta
Fixed
Off
Properties
More 1 of 2

5795MHz

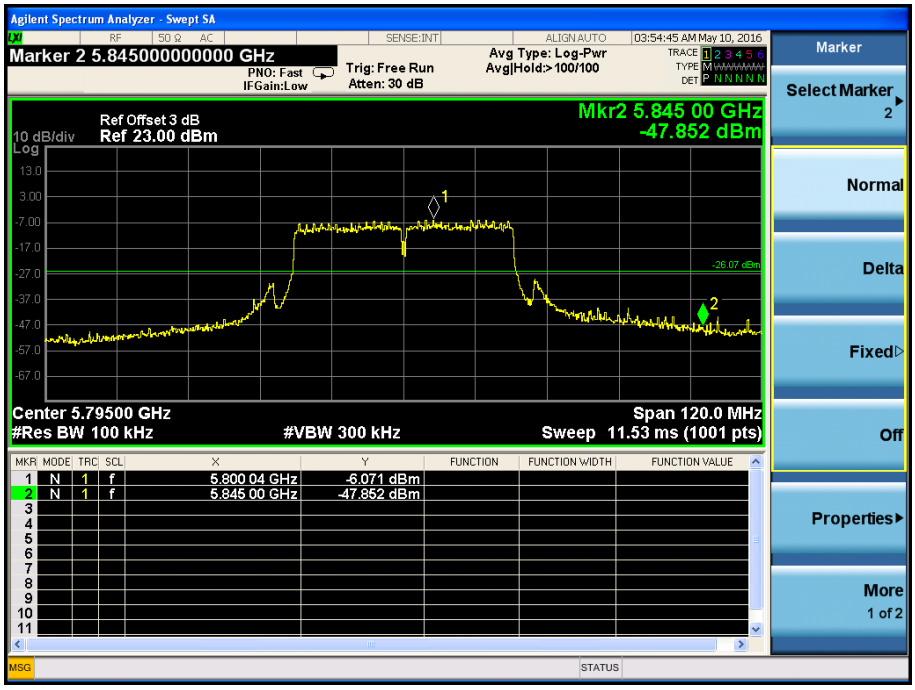
Agilent Spectrum Analyzer - Swept SA
Marker 2 5.845000000000 GHz
PNO: Fast
IFGain:Low
Trig: Free Run
Atten: 30 dB
Avg Type: Log-Pwr
Avg|Hold:> 100/100
03:54:45 AM May 10, 2016
Ref Offset 3 dB
10 dB/div
Ref 23.00 dBm
Mkr2 5.845 00 GHz
-47.852 dBm
Center 5.79500 GHz
#Res BW 100 kHz
#VBW 300 kHz
Span 120.0 MHz
Sweep 11.53 ms (1001 pts)
1 N 1 f 5.800 04 GHz -6.071 dBm
2 N 1 f 5.845 00 GHz -47.852 dBm
Marker
Select Marker 2
Normal
Delta
Fixed
Off
Properties
More 1 of 2

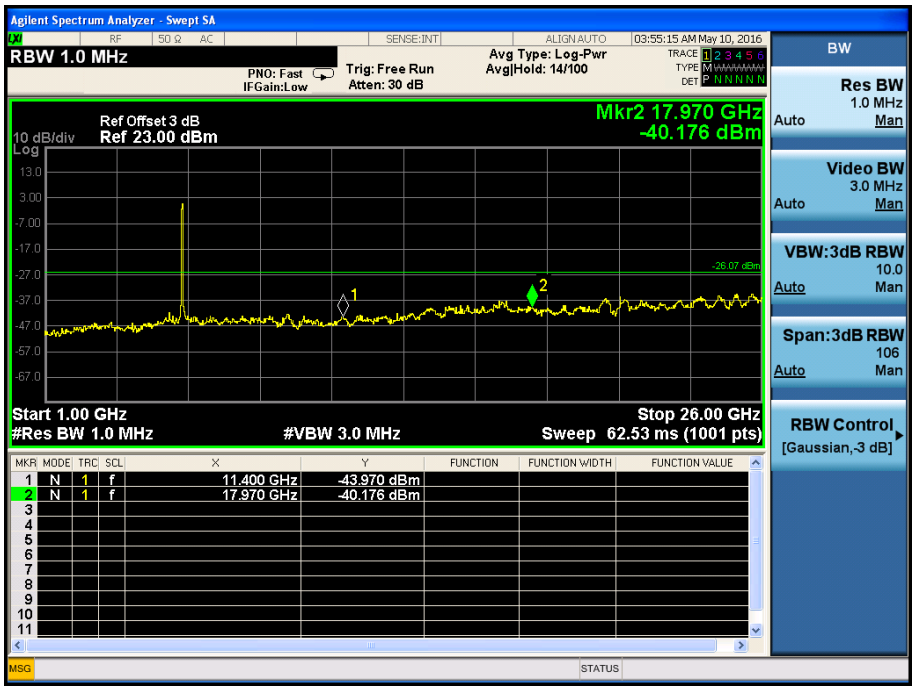
Agilent Spectrum Analyzer - Swept SA
RBW 1.0 MHz
PNO: Fast
IFGain:Low
Trig: Free Run
Atten: 30 dB
Avg Type: Log-Pwr
Avg|Hold: 14/100
03:55:15 AM May 10, 2016
Ref Offset 3 dB
10 dB/div
Ref 23.00 dBm
Mkr2 17.970 GHz
-40.176 dBm
Start 1.00 GHz
#Res BW 1.0 MHz
#VBW 3.0 MHz
Stop 26.00 GHz
Sweep 62.53 ms (1001 pts)
1 N 1 f 11.400 GHz -43.970 dBm
2 N 1 f 17.970 GHz -40.176 dBm
BW
Res BW 1.0 MHz
Video BW 3.0 MHz
VBW:3dB RBW 10.0
Span:3dB RBW 106
RBW Control [Gaussian,-3 dB]

10. Frequency Stability

10.1 Standard Applicable

According to §15.407(g), Manufacturers of U-NII devices are responsible for ensuring frequency stability such that an emission is maintained within the band of operation under all conditions of normal operation as specified in the users manual.

10.2 Test Procedure

According to §2.1055, the following test procedure was performed.
The Frequency Stability is measured directly with a Frequency Domain Analyzer. Frequency Deviation in ppm is calculated from the measured peak to peak value.
The Carrier Frequency Stability over Power Supply Voltage and over Temperature is measured with a Frequency Domain Analyzer in histogram mode

Temperature:	Supply Voltage
20°C	DC 3.3-4.2V declared nominal voltage
-30°C to +50°C	Normal

10.3 Environmental Conditions

Temperature:	20°C
Relative Humidity:	54%
ATM Pressure:	1011 mbar

10.4 Summary of Test Results/Plots

5150-5250MHz

802.11a

Reference Frequency(Middle Channel): 5180 MHz			
Environment Temperature (°C)	Power Supplied (VDC)	Frequency Measure with Time Elapsed	
		MCF (Hz)	Error (ppm)
50	3.7	137	0.0264
40	3.7	139	0.0268
30	3.7	149	0.0288
20	3.7	150	0.0290
10	3.7	136	0.0263
0	3.7	142	0.0274
-10	3.7	150	0.0290
-20	3.7	149	0.0288
-30	3.7	130	0.0251

802.11n20

Reference Frequency(Middle Channel): 5200 MHz			
Environment Temperature (°C)	Power Supplied (VDC)	Frequency Measure with Time Elapsed	
		MCF (Hz)	Error (ppm)
50	3.7	162	0.0312
40	3.7	164	0.0315
30	3.7	175	0.0337
20	3.7	177	0.0340
10	3.7	164	0.0315
0	3.7	153	0.0294
-10	3.7	149	0.0287
-20	3.7	157	0.0302
-30	3.7	164	0.0315

802.11n40

Reference Frequency(Middle Channel): 5230 MHz			
Environment Temperature (°C)	Power Supplied (VDC)	Frequency Measure with Time Elapsed	
		MCF (Hz)	Error (ppm)
50	3.7	161	0.0308
40	3.7	159	0.0304
30	3.7	149	0.0285
20	3.7	166	0.0317
10	3.7	159	0.0304
0	3.7	153	0.0293
-10	3.7	138	0.0264
-20	3.7	157	0.0300
-30	3.7	155	0.0296

5250-5350MHz

802.11a

Reference Frequency(Middle Channel): 5300 MHz			
Environment Temperature (°C)	Power Supplied (VDC)	Frequency Measure with Time Elapsed	
		MCF (Hz)	Error (ppm)
50	3.7	149	0.0281
40	3.7	163	0.0308
30	3.7	154	0.0291
20	3.7	141	0.0266
10	3.7	155	0.0292
0	3.7	152	0.0287
-10	3.7	140	0.0264
-20	3.7	167	0.0315
-30	3.7	170	0.0321

802.11n_HT20

Reference Frequency(Middle Channel): 5300MHz			
Environment Temperature (°C)	Power Supplied (VDC)	Frequency Measure with Time Elapsed	
		MCF (Hz)	Error (ppm)
50	3.7	145	0.0274
40	3.7	160	0.0302
30	3.7	152	0.0287
20	3.7	144	0.0272
10	3.7	165	0.0311
0	3.7	133	0.0251
-10	3.7	169	0.0319
-20	3.7	128	0.0242
-30	3.7	160	0.0302

802.11n_HT40

Reference Frequency(Middle Channel): 5300 MHz			
Environment Temperature (°C)	Power Supplied (VDC)	Frequency Measure with Time Elapsed	
		MCF (Hz)	Error (ppm)
50	3.7	157	0.0296
40	3.7	143	0.0270
30	3.7	149	0.0281
20	3.7	148	0.0279
10	3.7	146	0.0275
0	3.7	155	0.0292
-10	3.7	135	0.0255
-20	3.7	136	0.0257
-30	3.7	159	0.0300

5470-5725MHz

802.11a

Reference Frequency(Middle Channel): 5600 MHz			
Environment Temperature (°C)	Power Supplied (VDC)	Frequency Measure with Time Elapsed	
		MCF (Hz)	Error (ppm)
50	3.7	161	0.0288
40	3.7	154	0.0275
30	3.7	174	0.0311
20	3.7	173	0.0309
10	3.7	147	0.0263
0	3.7	161	0.0288
-10	3.7	129	0.0230
-20	3.7	143	0.0255
-30	3.7	160	0.0286

802.11n_HT20

Reference Frequency(Middle Channel): 5600 MHz			
Environment Temperature (°C)	Power Supplied (VDC)	Frequency Measure with Time Elapsed	
		MCF (Hz)	Error (ppm)
50	3.7	154	0.0275
40	3.7	135	0.0241
30	3.7	163	0.0291
20	3.7	135	0.0241
10	3.7	127	0.0227
0	3.7	127	0.0227
-10	3.7	140	0.0250
-20	3.7	135	0.0241
-30	3.7	128	0.0229

802.11n_HT40

Reference Frequency(Middle Channel): 5600 MHz			
Environment Temperature (°C)	Power Supplied (VDC)	Frequency Measure with Time Elapsed	
		MCF (Hz)	Error (ppm)
50	3.7	162	0.0289
40	3.7	168	0.0300
30	3.7	167	0.0298
20	3.7	135	0.0241
10	3.7	159	0.0284
0	3.7	146	0.0261
-10	3.7	130	0.0232
-20	3.7	127	0.0227
-30	3.7	174	0.0311

5725-5850MHz

802.11a

Reference Frequency(Middle Channel): 5785 MHz			
Environment Temperature (°C)	Power Supplied (VDC)	Frequency Measure with Time Elapsed	
		MCF (Hz)	Error (ppm)
50	3.7	140	0.0242
40	3.7	130	0.0225
30	3.7	140	0.0242
20	3.7	129	0.0223
10	3.7	148	0.0256
0	3.7	167	0.0289
-10	3.7	174	0.0301
-20	3.7	136	0.0235
-30	3.7	133	0.0230

802.11n_HT20

Reference Frequency(Middle Channel): 5785 MHz			
Environment Temperature (°C)	Power Supplied (VDC)	Frequency Measure with Time Elapsed	
		MCF (Hz)	Error (ppm)
50	3.7	131	0.0226
40	3.7	175	0.0303
30	3.7	125	0.0216
20	3.7	147	0.0254
10	3.7	162	0.0280
0	3.7	167	0.0289
-10	3.7	159	0.0275
-20	3.7	156	0.0270
-30	3.7	135	0.0233

802.11n_HT40

Reference Frequency(Middle Channel): 5785 MHz			
Environment Temperature (°C)	Power Supplied (VDC)	Frequency Measure with Time Elapsed	
		MCF (Hz)	Error (ppm)
50	3.7	137	0.0237
40	3.7	153	0.0264
30	3.7	153	0.0264
20	3.7	134	0.0232
10	3.7	132	0.0228
0	3.7	149	0.0258
-10	3.7	166	0.0287
-20	3.7	131	0.0226
-30	3.7	160	0.0277

So, Frequency Stability Versus Input Voltage is:

5150-5250MHz

802.11a

Reference Frequency(Middle Channel): 5180 MHz			
Environment Temperature (°C)	Power Supplied (VAC)	Frequency Measure with Time Elapsed	
		Frequency (Hz)	Error (ppm)
20	3.3	146	0.0282
	3.7	150	0.0290
	4.2	147	0.0284

802.11n20

Reference Frequency(Middle Channel): 5200 MHz			
Environment Temperature (°C)	Power Supplied (VAC)	Frequency Measure with Time Elapsed	
		Frequency (Hz)	Error (ppm)
20	3.3	160	0.0308
	3.7	177	0.0340
	4.2	168	0.0323

802.11n40

Reference Frequency(Middle Channel): 5230MHz			
Environment Temperature (°C)	Power Supplied (VAC)	Frequency Measure with Time Elapsed	
		Frequency (Hz)	Error (ppm)
20	3.3	138	0.0264
	3.7	166	0.0317
	4.2	156	0.0298

5250-5350MHz

802.11a

Reference Frequency(Middle Channel): 5300 MHz			
Environment Temperature (°C)	Power Supplied (VAC)	Frequency Measure with Time Elapsed	
		Frequency (Hz)	Error (ppm)
20	3.3	138	0.0260
	3.7	141	0.0266
	4.2	128	0.0242

802.11n_HT20

Reference Frequency(Middle Channel): 5300 MHz			
Environment Temperature (°C)	Power Supplied (VAC)	Frequency Measure with Time Elapsed	
		Frequency (Hz)	Error (ppm)
20	3.3	159	0.0300
	3.7	144	0.0272
	4.2	153	0.0289

802.11n_HT40

Reference Frequency(Middle Channel): 5300 MHz			
Environment Temperature (°C)	Power Supplied (VAC)	Frequency Measure with Time Elapsed	
		Frequency (Hz)	Error (ppm)
20	3.3	138	0.0260
	3.7	148	0.0279
	4.2	151	0.0285

5470-5725MHz

802.11a

Reference Frequency(Middle Channel): 5600 MHz			
Environment Temperature (°C)	Power Supplied (VAC)	Frequency Measure with Time Elapsed	
		Frequency (Hz)	Error (ppm)
20	3.3	170	0.0304
	3.7	173	0.0309
	4.2	149	0.0266

802.11n_HT20

Reference Frequency(Middle Channel): 5600 MHz			
Environment Temperature (°C)	Power Supplied (VAC)	Frequency Measure with Time Elapsed	
		Frequency (Hz)	Error (ppm)
20	3.3	140	0.0250
	3.7	135	0.0241
	4.2	157	0.0280

802.11n_HT40

Reference Frequency(Middle Channel): 5600 MHz			
Environment Temperature (°C)	Power Supplied (VAC)	Frequency Measure with Time Elapsed	
		Frequency (Hz)	Error (ppm)
20	3.3	130	0.0232
	3.7	135	0.0241
	4.2	146	0.0261

5725-5850MHz

802.11a_HT20

Reference Frequency(Middle Channel): 5785 MHz			
Environment Temperature (°C)	Power Supplied (VAC)	Frequency Measure with Time Elapsed	
		Frequency (Hz)	Error (ppm)
20	3.3	140	0.0242
	3.7	129	0.0223
	4.2	153	0.0264

802.11n_HT20

Reference Frequency(Middle Channel): 5785 MHz			
Environment Temperature (°C)	Power Supplied (VAC)	Frequency Measure with Time Elapsed	
		Frequency (Hz)	Error (ppm)
20	3.3	131	0.0226
	3.7	147	0.0254
	4.2	139	0.0240

802.11n_HT40

Reference Frequency(Middle Channel): 5785 MHz			
Environment Temperature (°C)	Power Supplied (VAC)	Frequency Measure with Time Elapsed	
		Frequency (Hz)	Error (ppm)
20	3.3	156	0.0270
	3.7	134	0.0232
	4.2	144	0.0249

11. Conducted Emissions

11.1 Test Procedure

The setup of EUT is according with per ANSI C63.4-2014 measurement procedure. The specification used was with the FCC Part 15.207 Limit.
The external I/O cables were draped along the test table and formed a bundle 30 to 40 cm long in the middle.
The spacing between the peripherals was 10 cm.

11.2 Basic Test Setup Block Diagram

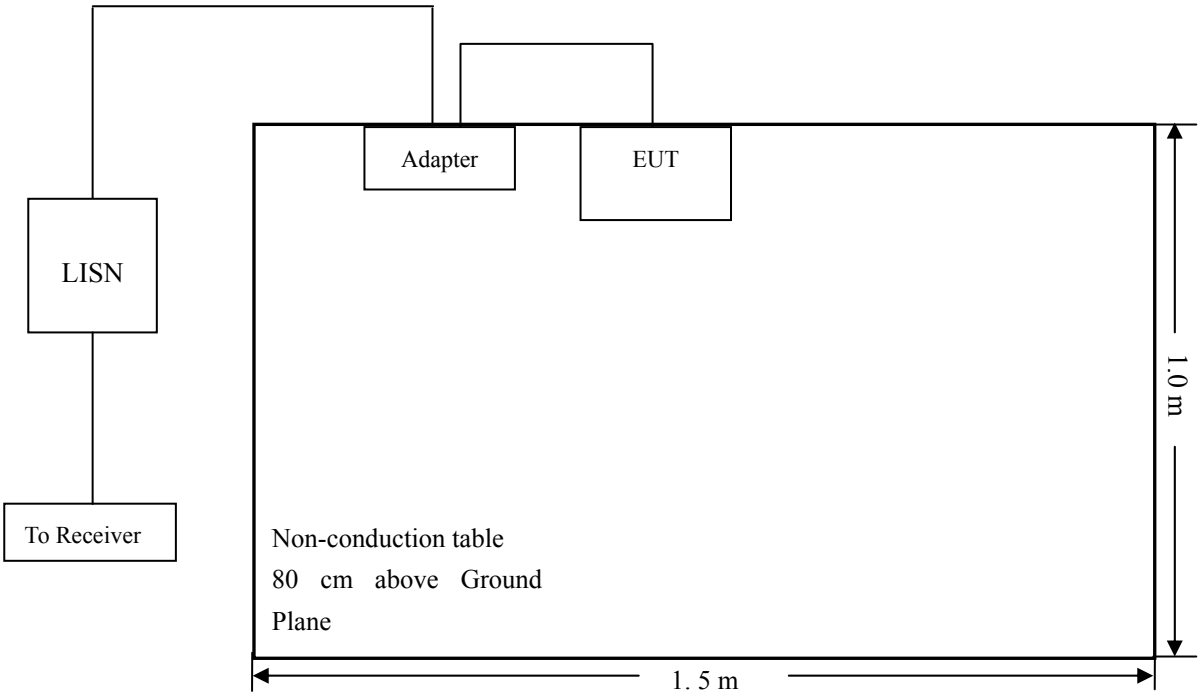

11.3 Environmental Conditions

Temperature:	25 °C
Relative Humidity:	52%
ATM Pressure:	1012 mbar

11.4 Test Receiver Setup

During the conducted emission test, the test receiver was set with the following configurations:

Start Frequency ..... 150 kHz
Stop Frequency..... 30 MHz
Sweep Speed ..... Auto
IF Bandwidth..... 10 kHz
Quasi-Peak Adapter Bandwidth ..... 9 kHz
Quasi-Peak Adapter Mode ..... Normal

11.5 Summary of Test Results/Plots

According to the data in section 11.6, the EUT complied with the FCC Part 15.207 Conducted margin for this device, with the *worst* margin reading of:

-6.54 dB at **0.1980 MHz** in the **Line** mode**, peak** detector, **0.15-30MHz**

11.6 Conducted Emissions Test Data

Plot of Conducted Emissions Test Data

EUT: *MID*

Tested Model: *T01*

Operating Condition: *Transmitting*

Comment: *AC 120V/60Hz; Adapter DC 5V*

Test Specification: *Neutral*

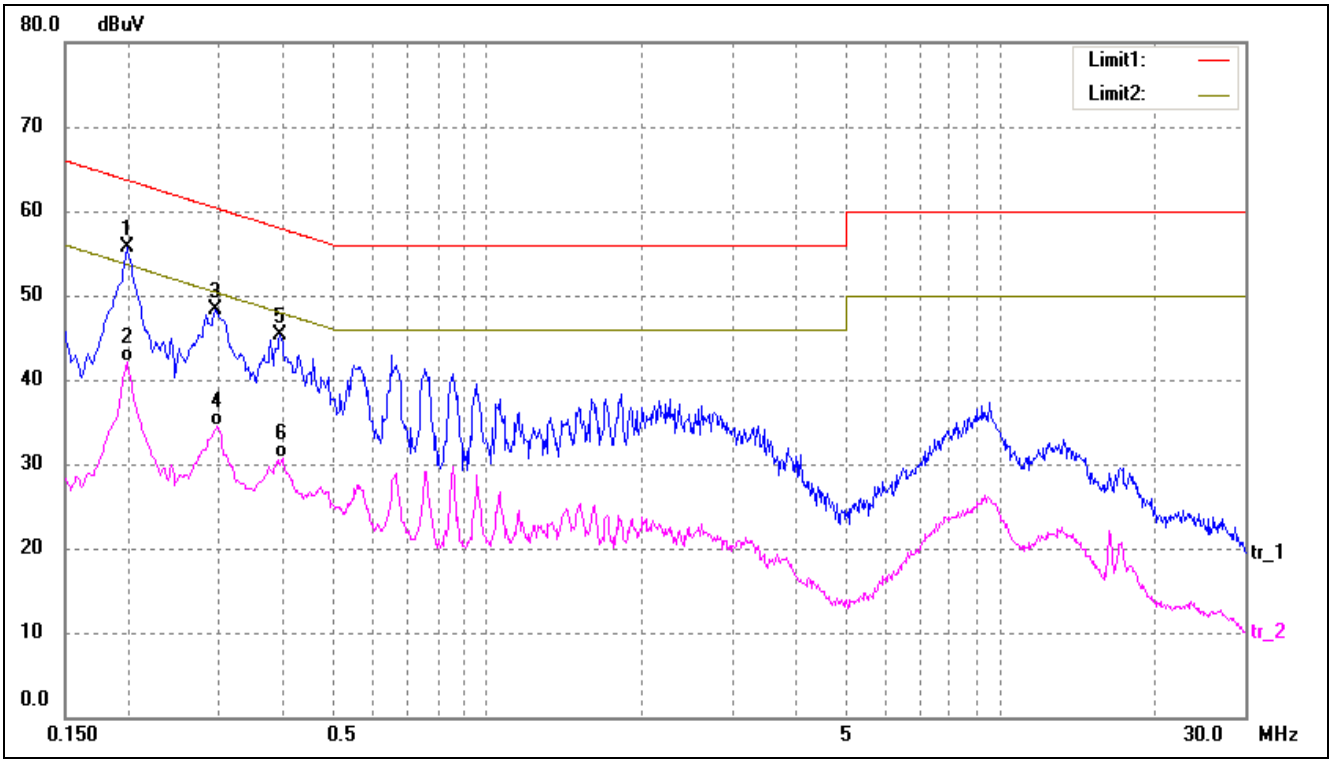

No.	Frequency	Reading	Correct	Result	Limit	Margin	Detector
	(MHz)	(dBuV)	(dB/m)	(dBuV)	(dBuV)	(dB)	
1*	0.1980	45.90	9.80	55.70	63.69	-7.99	peak
2	0.1980	32.38	9.80	42.18	53.69	-11.51	AVG
3	0.2940	38.50	9.80	48.30	60.41	-12.11	peak
4	0.2980	24.65	9.80	34.45	50.30	-15.85	AVG
5	0.3940	35.60	9.80	45.40	57.98	-12.58	peak
6	0.3980	20.88	9.80	30.68	47.90	-17.22	AVG

Test Specification: *Line*

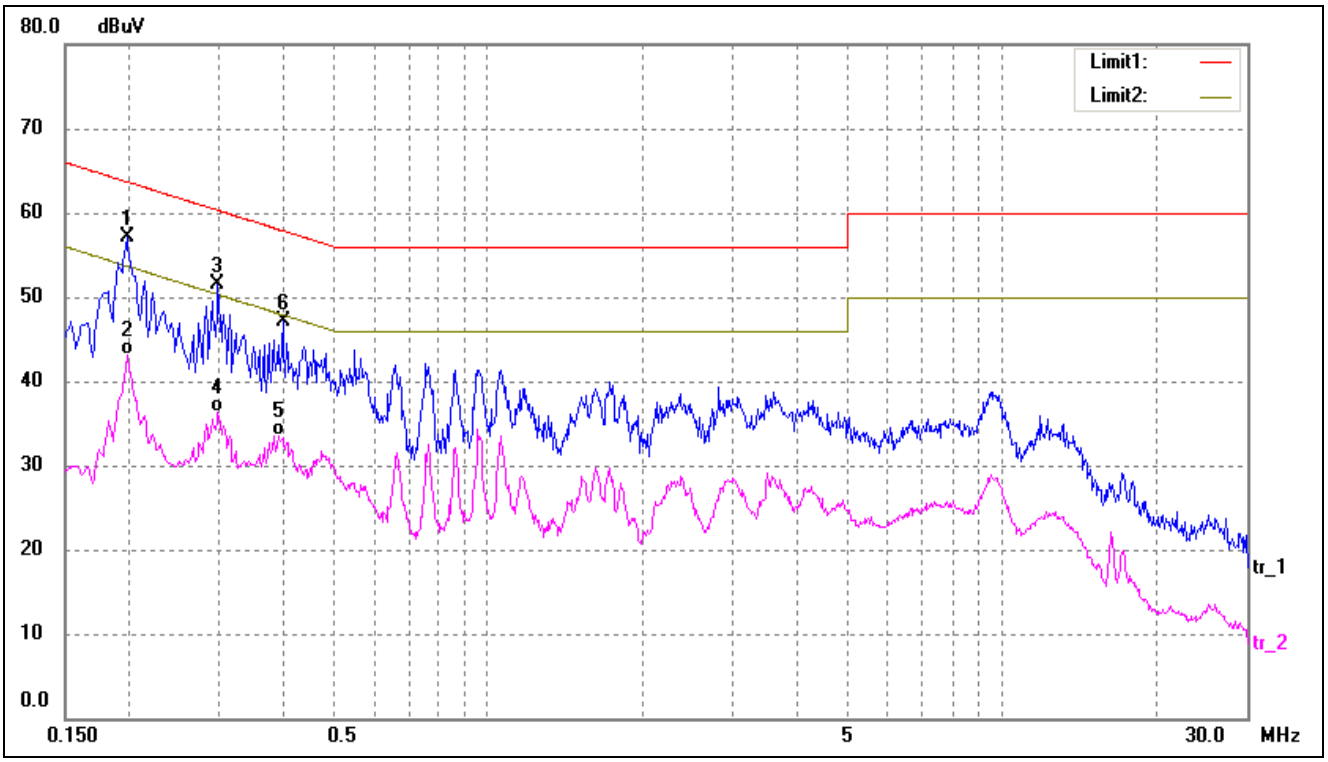

No.	Frequency	Reading	Correct	Result	Limit	Margin	Detector
	(MHz)	(dBuV)	(dB/m)	(dBuV)	(dBuV)	(dB)	
1*	0.1980	47.35	9.80	57.15	63.69	-6.54	peak
2	0.1980	33.37	9.80	43.17	53.69	-10.52	AVG
3	0.2980	41.70	9.80	51.50	60.30	-8.80	peak
4	0.2980	26.60	9.80	36.40	50.30	-13.90	AVG
5	0.3900	23.77	9.80	33.57	48.06	-14.49	AVG
6	0.3980	37.32	9.80	47.12	57.90	-10.78	peak

******* END OF REPORT *******