Spurious Emission	
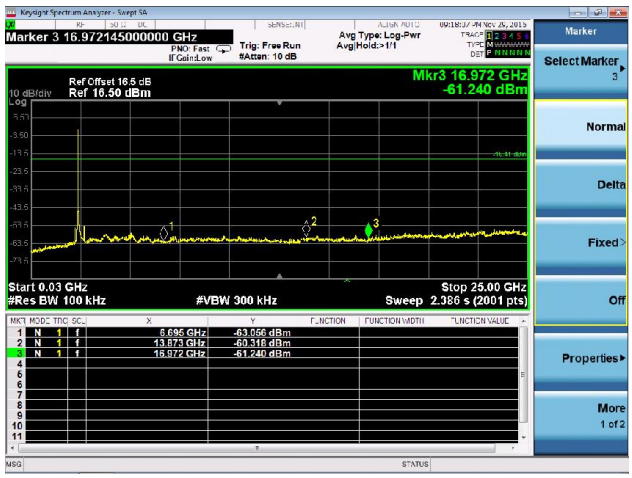	

Channel 06 (2437MHz)	
100kHz PSD Reference Level	**Spurious Emission**
	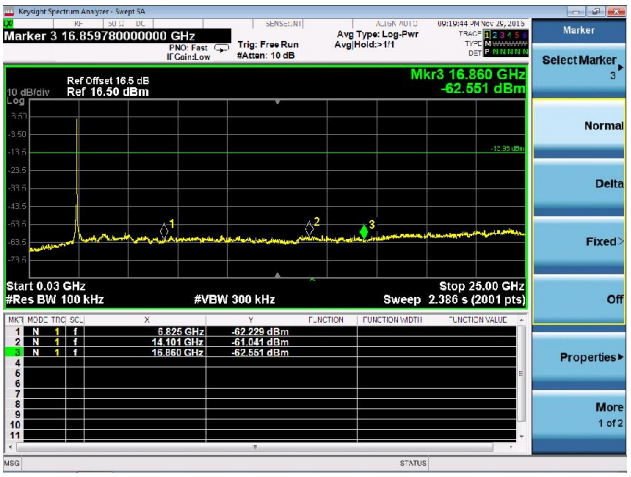

Channel 11 (2462MHz)	
100kHz PSD Reference Level	**High Band Edge**

Spurious Emission

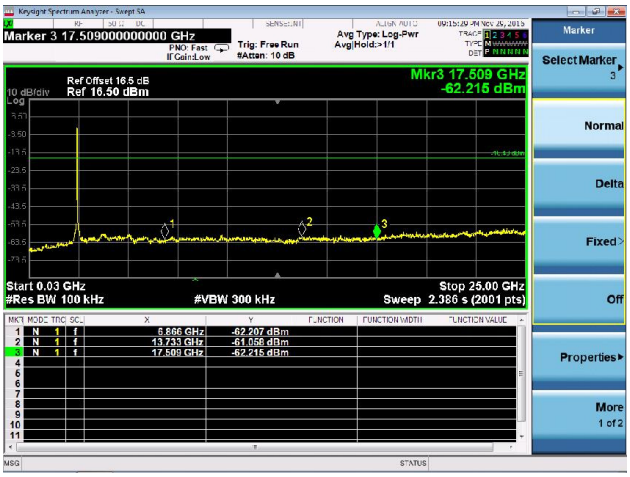

802.11n-HT20 Out-of-Band Emissions - Ant 0 / Ant 0 + 1

Channel 01 (2412MHz)

100kHz PSD Reference Level

Low Band Edge

Spurious Emission

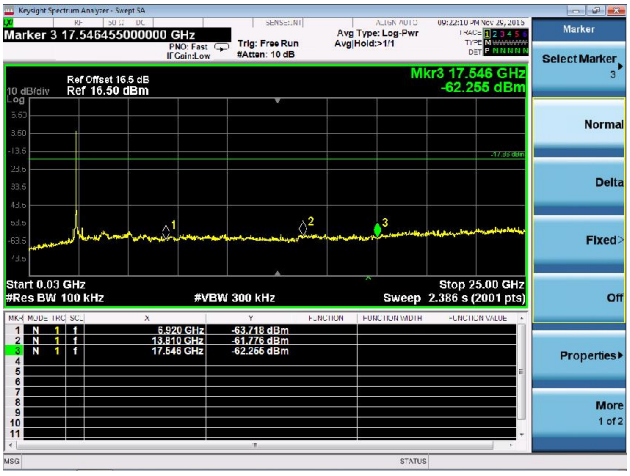

Channel 06 (2437MHz)

100kHz PSD Reference Level

Spurious Emission

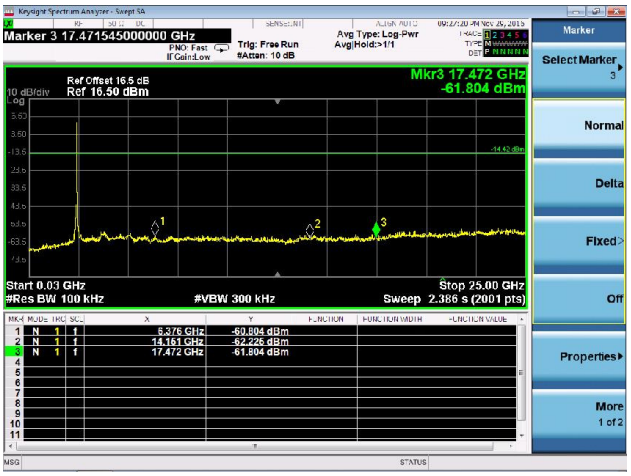

Channel 11 (2462MHz)

100kHz PSD Reference Level

High Band Edge

Spurious Emission

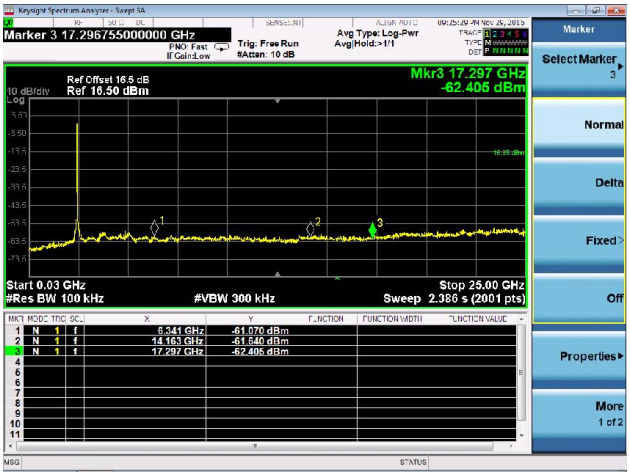

802.11n-HT40 Out-of-Band Emissions - Ant 0 / Ant 0 + 1

Channel 01 (2422MHz)

100kHz PSD Reference Level

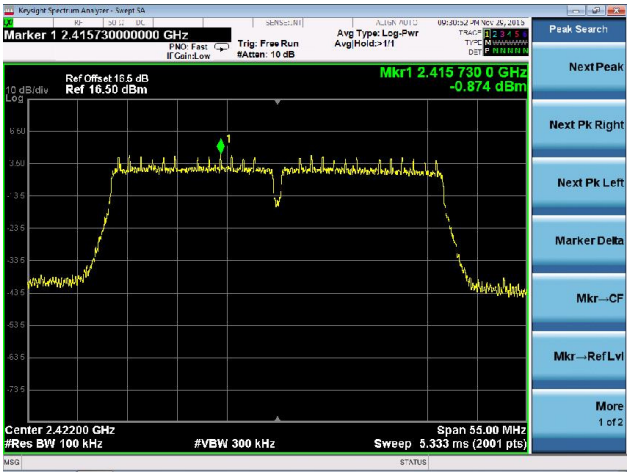

Low Band Edge

Spurious Emission

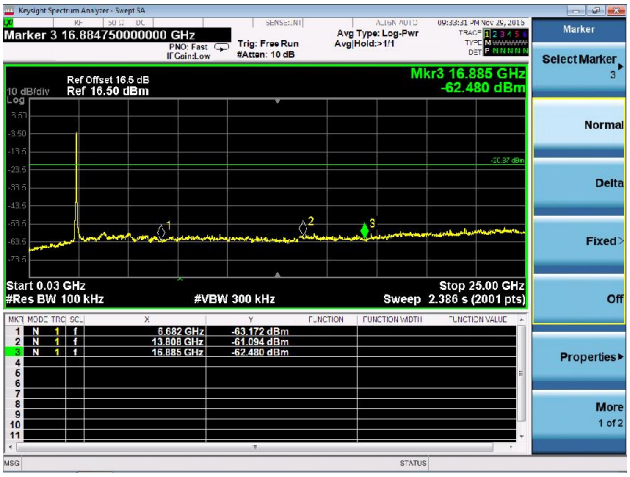

Channel 06 (2437MHz)

100kHz PSD Reference Level

Spurious Emission

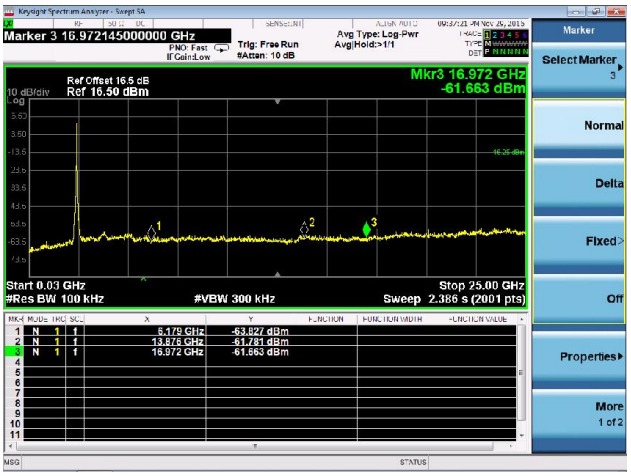

Channel 11 (2452MHz)	
100kHz PSD Reference Level	**High Band Edge**
Spurious Emission	
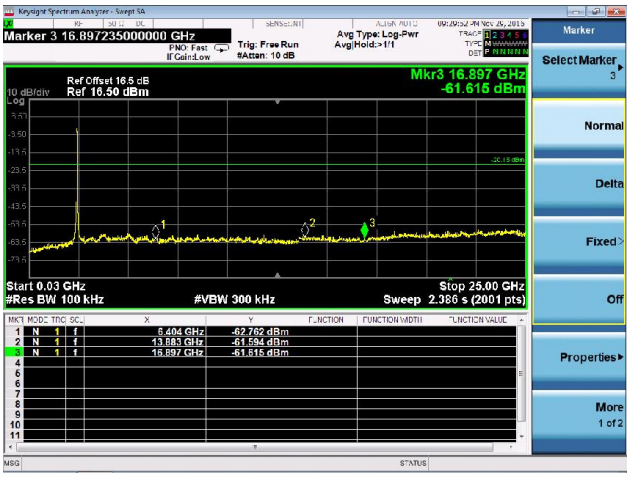	

802.11b Out-of-Band Emissions - Ant 1 / Ant 0 + 1

Channel 01 (2412MHz)

100kHz PSD Reference Level

Low Band Edge

Spurious Emission

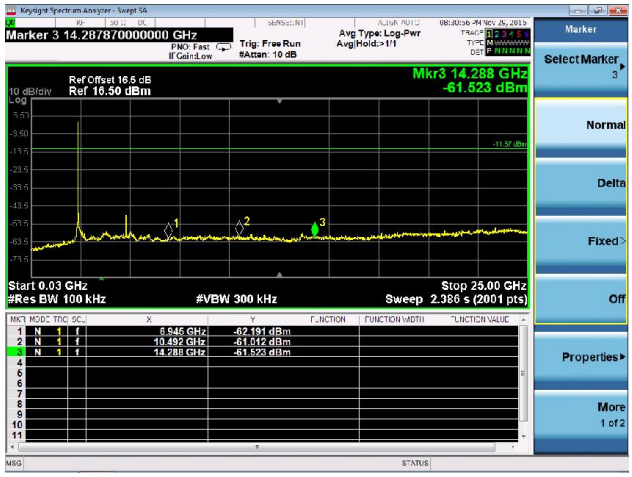

Channel 06 (2437MHz)

100kHz PSD Reference Level

Spurious Emission

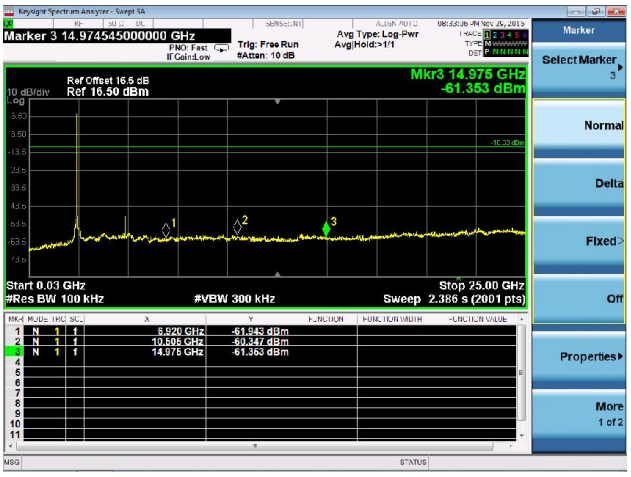

Channel 11 (2462MHz)

100kHz PSD Reference Level

High Band Edge

Spurious Emission

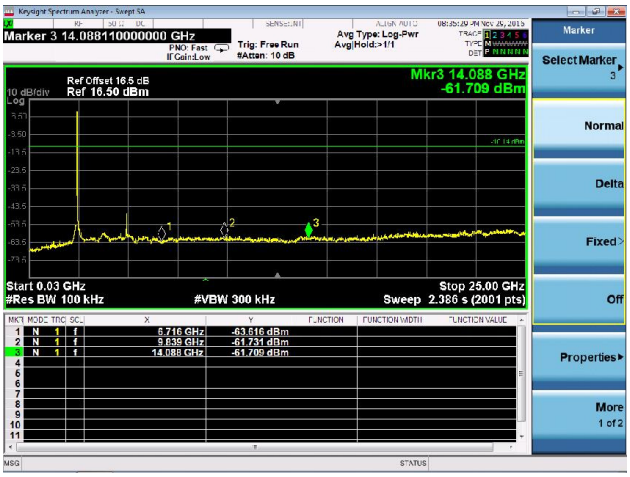

802.11g Out-of-Band Emissions - Ant 1 / Ant 0 + 1

Channel 01 (2412MHz)

100kHz PSD Reference Level

Low Band Edge

Spurious Emission	
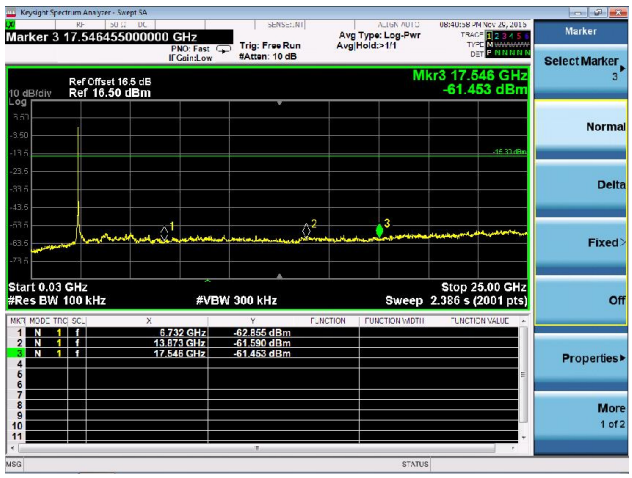	

Channel 06 (2437MHz)	
100kHz PSD Reference Level	**Spurious Emission**
	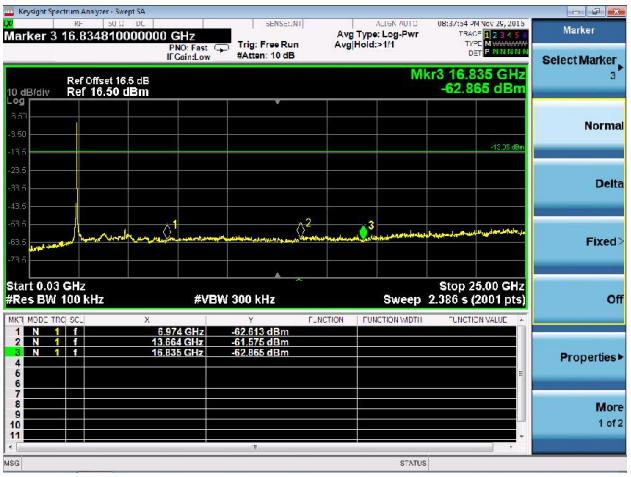

Channel 11 (2462MHz)	
100kHz PSD Reference Level	**High Band Edge**
	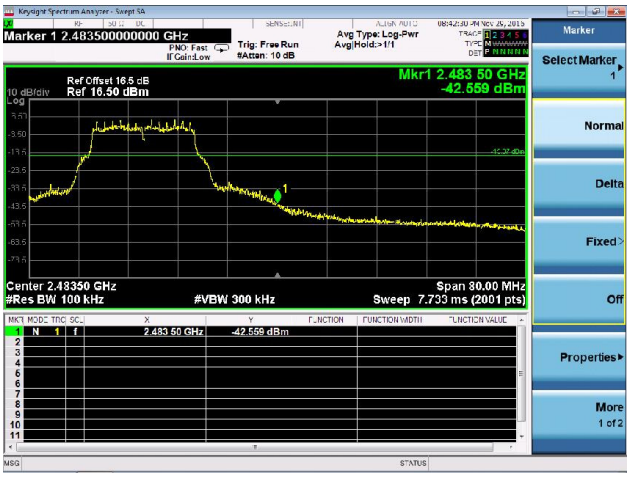

Spurious Emission	
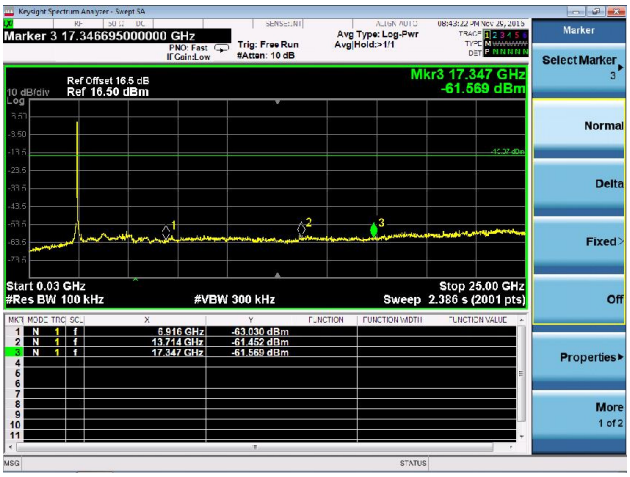	

802.11n-HT20 Out-of-Band Emissions - Ant 1 / Ant 0 + 1

Channel 01 (2412MHz)

100kHz PSD Reference Level	Low Band Edge

Spurious Emission	
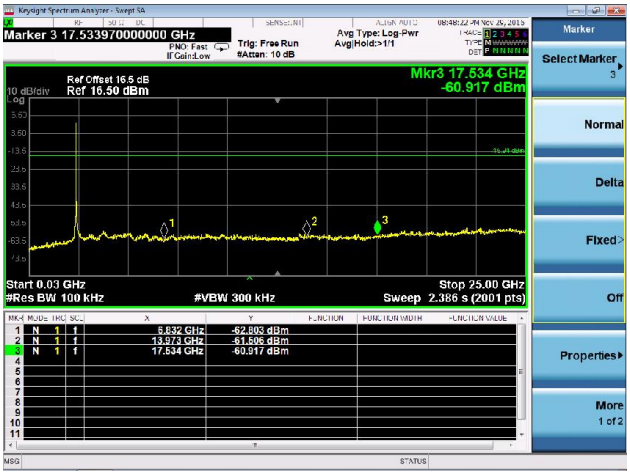	

Channel 06 (2437MHz)

100kHz PSD Reference Level

Spurious Emission

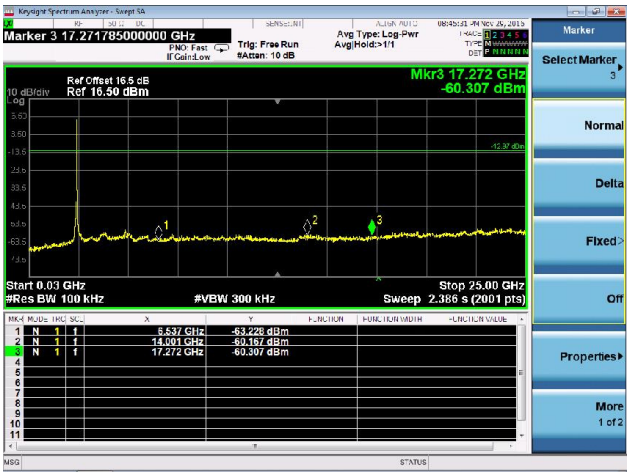

Channel 11 (2462MHz)

100kHz PSD Reference Level

High Band Edge

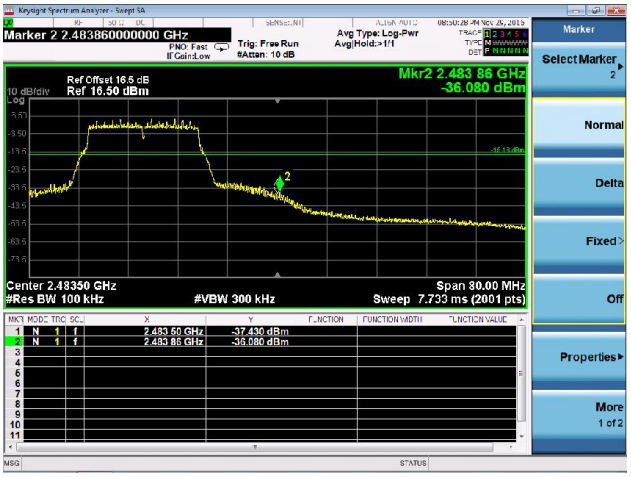

Spurious Emission

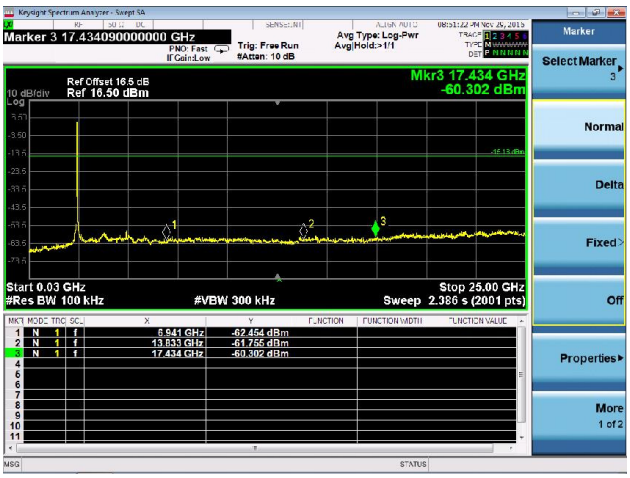

802.11n-HT40 Out-of-Band Emissions - Ant 1 / Ant 0 + 1

Channel 01 (2422MHz)

100kHz PSD Reference Level

Low Band Edge

Spurious Emission

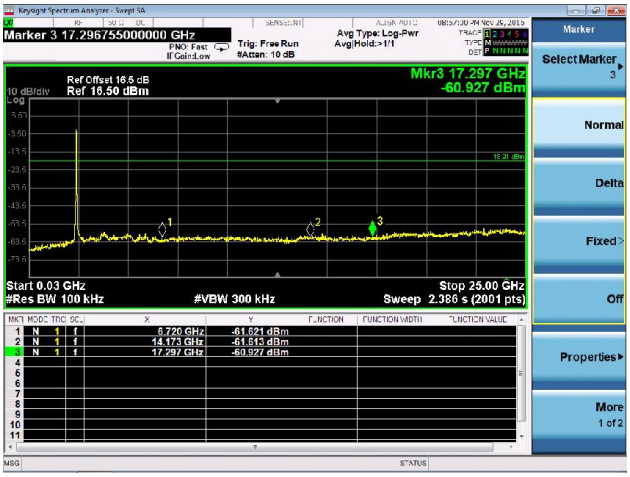

Channel 06 (2437MHz)

100kHz PSD Reference Level

Spurious Emission

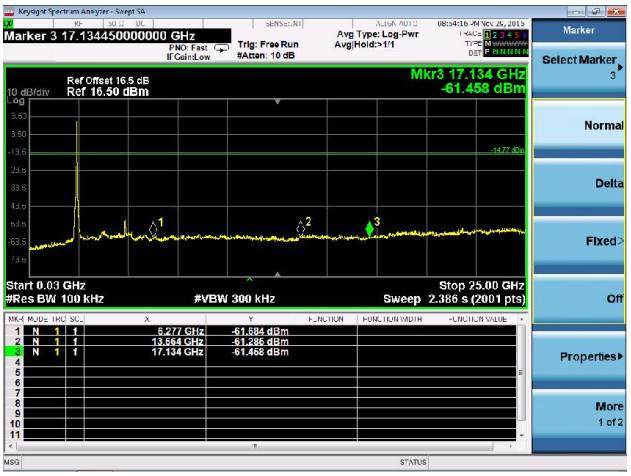

Channel 11 (2452MHz)	
100kHz PSD Reference Level	**High Band Edge**
Spurious Emission	
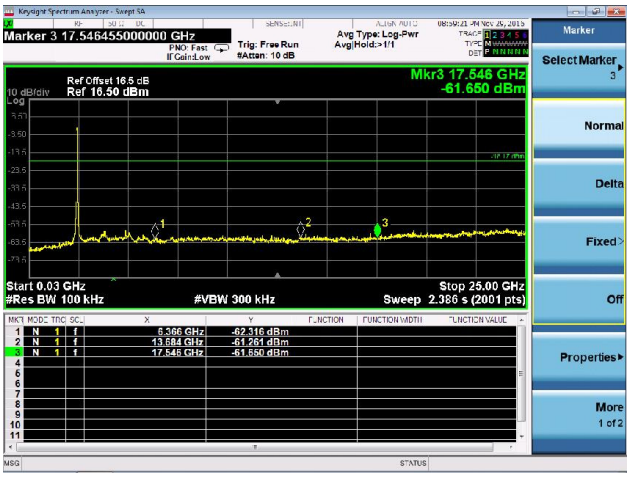	

7.6. Radiated Spurious Emission Measurement

7.6.1. Test Limit

All out of band emissions appearing in a restricted band as specified in Section 15.205 of the Title 47 CFR must not exceed the limits shown in Table per Section 15.209.

FCC Part 15 Subpart C Paragraph 15.209		
Frequency [MHz]	Field Strength [V/m]	Measured Distance [Meters]
0.009 – 0.490	2400/F (kHz)	300
0.490 – 1.705	24000/F (kHz)	30
1.705 - 30	30	30
30 - 88	100	3
88 - 216	150	3
216 - 960	200	3
Above 960	500	3

7.6.2. Test Procedure Used

KDB 558074 D01v03r05 – Section 12.2.3 (quasi-peak measurements)

KDB 558074 D01v03r05 – Section 12.2.4 (peak power measurements)

KDB 558074 D01v03r05 – Section 12.2.5 (average power measurements)

7.6.3. Test Setting

Peak Field Strength Measurements per Section 12.2.4 of KDB 558074 D01v03r05

1. Analyzer center frequency was set to the frequency of the radiated spurious emission of interest
2. RBW = as specified in Table 1
3. VBW = 3MHz
4. Detector = peak
5. Sweep time = auto couple

6. Trace mode = max hold
7. Trace was allowed to stabilize

Table 1 - RBW as a function of frequency

Frequency	RBW
9 ~ 150 kHz	200 ~ 300 Hz
0.15 ~ 30 MHz	9 ~ 10 kHz
30 ~ 1000 MHz	100 ~ 120 kHz
> 1000 MHz	1 MHz

Average Field Strength Measurements per Section 12.2.5.3 of KDB 558074 D01v03r05

1. Analyzer center frequency was set to the frequency of the radiated spurious emission of interest
2. RBW = 1MHz
3. VBW ≥ 1/T
4. De As an alternative, the instrument may be set to linear detector mode. Ensure that video filtering is applied in linear voltage domain (rather than in a log or dB domain). Some instruments require linear display mode in order to accomplish this. Others have a setting for Average-VBW Type, which can be set to “Voltage” regardless of the display mode
5. Detector = Peak
6. Sweep time = auto
7. Trace mode = max hold
8. Allow max hold to run for at least 50 times (1/duty cycle) traces

7.6.4. Test Setup

9kHz ~ 30MHz Test Setup:

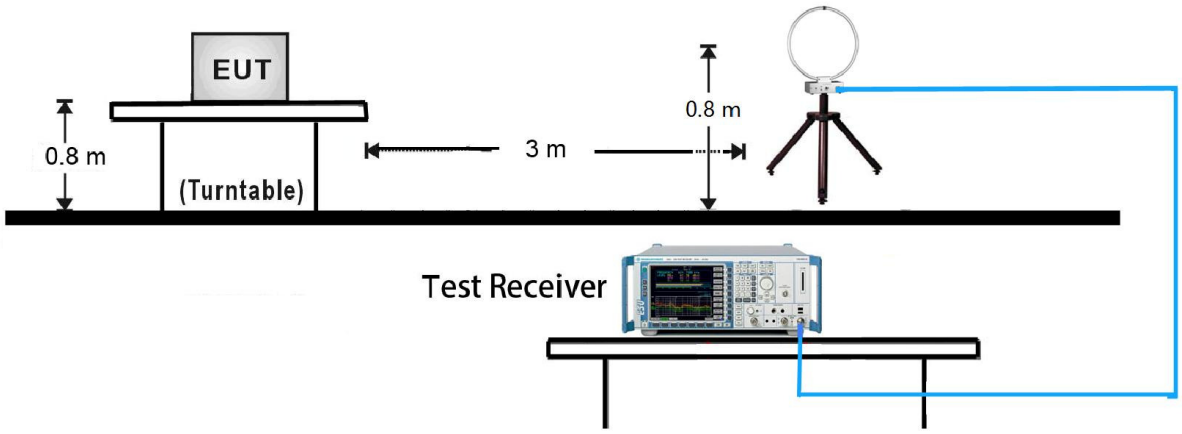

30MHz ~ 1GHz Test Setup:

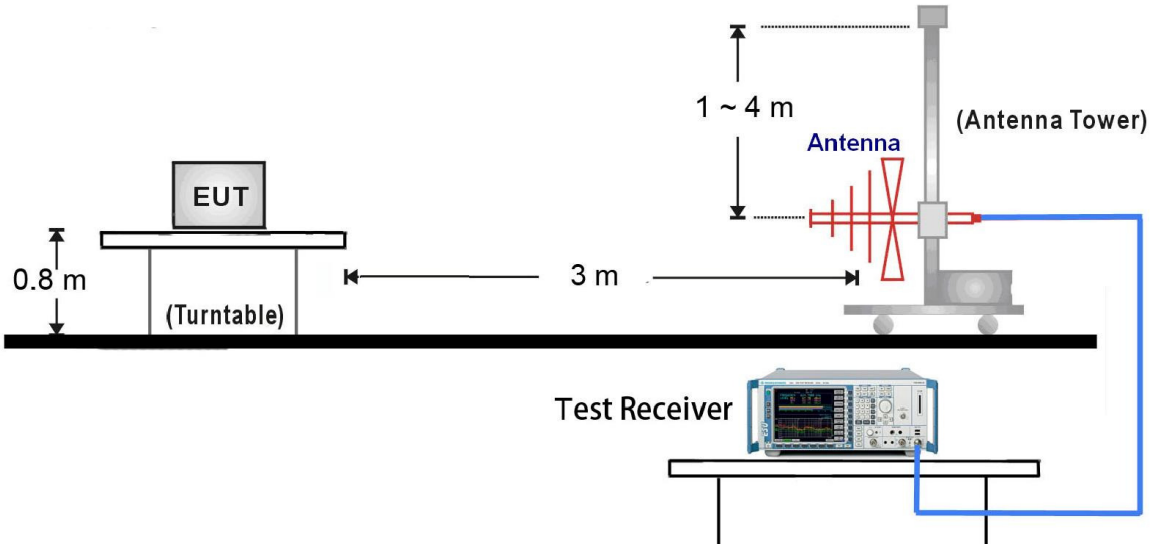

1GHz ~ 18GHz Test Setup:

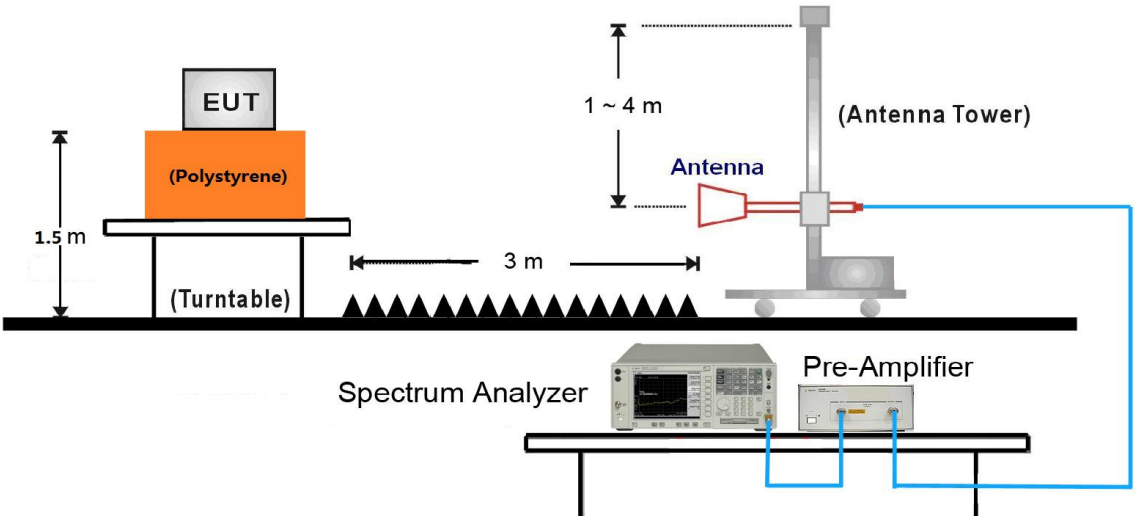

18GHz ~25GHz Test Setup:

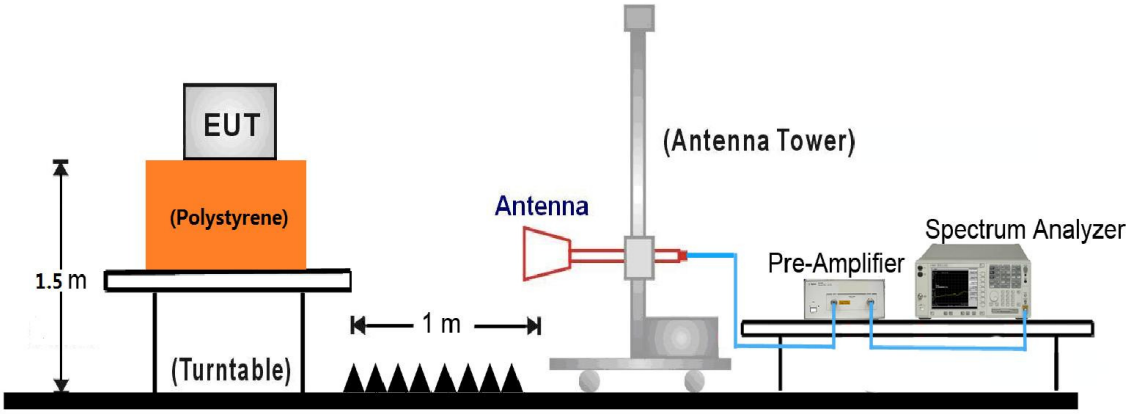

7.6.5. Test Result

Remark: There are the ambient noise within frequency range 9 kHz ~ 30 MHz and 18GHz ~ 25GHz, the permissible value is not show in the report.

Test Mode:	802.11b - Ant 0 + 1	Test Site:	AC1
Test Channel:	01	Test Engineer:	Bruce Wang
Remark:	1. Average measurement was not performed if peak level lower than average limit. 2. Other frequency was 20dB below limit line within 1-18GHz, there is not show in the report.		

Mark	Frequency (MHz)	Reading Level (dBμV)	Factor (dB)	Measure Level (dBμV/m)	Limit (dBμV/m)	Margin (dB)	Detector	Polarization
	4825.0	37.6	2.7	40.3	74.0	-33.7	Peak	Horizontal
	8480.0	36.2	10.9	47.1	74.0	-26.9	Peak	Horizontal
*	9848.5	32.2	13.3	45.5	90.7	-45.2	Peak	Horizontal
*	10588.0	31.2	15.4	46.6	90.7	-44.1	Peak	Horizontal
	3907.0	36.2	-0.6	35.6	74.0	-38.4	Peak	Vertical
	4825.0	38.6	2.7	41.3	74.0	-32.7	Peak	Vertical
*	5335.0	39.1	2.7	41.8	90.7	-48.9	Peak	Vertical
*	6669.5	33.8	7.6	41.4	90.7	-49.3	Peak	Vertical

Note 1: "*" is not in restricted band, its limit is 20dBc of the fundamental emission level (110.7dBμV/m).
Note 2: Measure Level (dBμV/m) = Reading Level (dBμV) + Factor (dB)
Factor (dB) = Cable Loss (dB) + Antenna Factor (dB/m) - Pre_Amplifier Gain (dB)

Test Mode:	802.11b - Ant 0 + 1	Test Site:	AC1
Test Channel:	06	Test Engineer:	Bruce Wang
Remark:	1. Average measurement was not performed if peak level lower than average limit. 2. Other frequency was 20dB below limit line within 1-18GHz, there is not show in the report.		

Mark	Frequency (MHz)	Reading Level (dBμV)	Factor (dB)	Measure Level (dBμV/m)	Limit (dBμV/m)	Margin (dB)	Detector	Polarization
	3856.0	39.8	-0.6	39.2	74.0	-34.8	Peak	Horizontal
	4876.0	38.6	2.6	41.2	74.0	-32.8	Peak	Horizontal
*	6618.5	32.8	7.6	40.4	91.5	-51.1	Peak	Horizontal
*	10290.5	33.6	14.7	48.3	91.5	-43.2	Peak	Horizontal
	3856.0	42.6	-0.6	42.0	74.0	-32.0	Peak	Vertical
	4876.0	39.0	2.6	41.6	74.0	-32.4	Peak	Vertical
*	6508.0	33.8	7.3	41.1	91.5	-50.4	Peak	Vertical
*	9840.0	31.9	13.5	45.4	91.5	-46.1	Peak	Vertical

Note 1: "*" is not in restricted band, its limit is 20dBc of the fundamental emission level (111.5dBμV/m).

Note 2: Measure Level (dBμV/m) = Reading Level (dBμV) + Factor (dB)

Factor (dB) = Cable Loss (dB) + Antenna Factor (dB/m) - Pre_Amplifier Gain (dB)

Test Mode:	802.11b - Ant 0 + 1	Test Site:	AC1
Test Channel:	11	Test Engineer:	Bruce Wang
Remark:	1. Average measurement was not performed if peak level lower than average limit. 2. Other frequency was 20dB below limit line within 1-18GHz, there is not show in the report.		

Mark	Frequency (MHz)	Reading Level (dBμV)	Factor (dB)	Measure Level (dBμV/m)	Limit (dBμV/m)	Margin (dB)	Detector	Polarization
	3856.0	39.7	-0.6	39.1	74.0	-34.9	Peak	Horizontal
	4927.0	38.1	2.6	40.7	74.0	-33.3	Peak	Horizontal
*	6584.5	33.6	7.5	41.1	89.1	-48.0	Peak	Horizontal
*	10061.0	32.8	13.7	46.5	89.1	-42.6	Peak	Horizontal
	3856.0	40.9	-0.6	40.3	74.0	-33.7	Peak	Vertical
	4927.0	37.3	2.6	39.9	74.0	-34.1	Peak	Vertical
*	6270.0	34.4	6.2	40.6	89.1	-48.5	Peak	Vertical
*	9848.5	32.2	13.3	45.5	89.1	-43.6	Peak	Vertical

Note 1: "*" is not in restricted band, its limit is 20dBc of the fundamental emission level (109.1dBμV/m).

Note 2: Measure Level (dBμV/m) = Reading Level (dBμV) + Factor (dB)

Factor (dB) = Cable Loss (dB) + Antenna Factor (dB/m) - Pre_Amplifier Gain (dB)

Test Mode:	802.11g - Ant 0 + 1	Test Site:	AC1
Test Channel:	01	Test Engineer:	Bruce Wang
Remark:	1. Average measurement was not performed if peak level lower than average limit. 2. Other frequency was 20dB below limit line within 1-18GHz, there is not show in the report.		

Mark	Frequency (MHz)	Reading Level (dBμV)	Factor (dB)	Measure Level (dBμV/m)	Limit (dBμV/m)	Margin (dB)	Detector	Polarization
	3856.0	39.4	-0.6	38.8	74.0	-35.2	Peak	Horizontal
	4893.0	36.0	2.7	38.7	74.0	-35.3	Peak	Horizontal
*	6559.0	33.1	7.5	40.6	89.0	-48.4	Peak	Horizontal
*	9831.5	31.3	13.2	44.5	89.0	-44.5	Peak	Horizontal
	3711.5	44.1	-0.8	43.3	74.0	-30.7	Peak	Vertical
	4893.0	35.5	2.7	38.2	74.0	-35.8	Peak	Vertical
*	6567.5	34.3	7.5	41.8	89.0	-47.2	Peak	Vertical
*	9865.5	32.7	13.2	45.9	89.0	-43.1	Peak	Vertical

Note 1: "*" is not in restricted band, its limit is 20dBc of the fundamental emission level (109.0dBμV/m).

Note 2: Measure Level (dBμV/m) = Reading Level (dBμV) + Factor (dB)

Factor (dB) = Cable Loss (dB) + Antenna Factor (dB/m) - Pre_Amplifier Gain (dB)

Test Mode:	802.11g - Ant 0 + 1	Test Site:	AC1
Test Channel:	06	Test Engineer:	Bruce Wang
Remark:	1. Average measurement was not performed if peak level lower than average limit. 2. Other frequency was 20dB below limit line within 1-18GHz, there is not show in the report.		

Mark	Frequency (MHz)	Reading Level (dBμV)	Factor (dB)	Measure Level (dBμV/m)	Limit (dBμV/m)	Margin (dB)	Detector	Polarization
	3856.0	39.7	-0.6	39.1	74.0	-34.9	Peak	Horizontal
	4867.5	36.7	2.6	39.3	74.0	-34.7	Peak	Horizontal
*	6414.5	34.3	6.7	41.0	90.5	-49.5	Peak	Horizontal
*	10001.5	32.7	13.5	46.2	90.5	-44.3	Peak	Horizontal
	3711.5	44.4	-0.8	43.6	74.0	-30.4	Peak	Vertical
	4867.5	35.6	2.6	38.2	74.0	-35.8	Peak	Vertical
*	6737.5	33.4	7.5	40.9	90.5	-49.6	Peak	Vertical
*	9916.5	33.8	13.4	47.2	90.5	-43.3	Peak	Vertical

Note 1: "*" is not in restricted band, its limit is 20dBc of the fundamental emission level (110.5dBμV/m).

Note 2: Measure Level (dBμV/m) = Reading Level (dBμV) + Factor (dB)

Factor (dB) = Cable Loss (dB) + Antenna Factor (dB/m) - Pre_Amplifier Gain (dB)

Test Mode:	802.11g - Ant 0 + 1	Test Site:	AC1
Test Channel:	11	Test Engineer:	Bruce Wang
Remark:	1. Average measurement was not performed if peak level lower than average limit. 2. Other frequency was 20dB below limit line within 1-18GHz, there is not show in the report.		

Mark	Frequency (MHz)	Reading Level (dBμV)	Factor (dB)	Measure Level (dBμV/m)	Limit (dBμV/m)	Margin (dB)	Detector	Polarization
	3856.0	40.5	-0.6	39.9	74.0	-34.1	Peak	Horizontal
	4884.5	36.3	2.7	39.0	74.0	-35.0	Peak	Horizontal
*	6610.0	33.8	7.6	41.4	87.8	-46.4	Peak	Horizontal
*	10010.0	32.3	13.4	45.7	87.8	-42.1	Peak	Horizontal
	3856.0	41.5	-0.6	40.9	74.0	-33.1	Peak	Vertical
	4944.0	35.5	2.7	38.2	74.0	-35.8	Peak	Vertical
*	6584.5	33.9	7.5	41.4	87.8	-46.4	Peak	Vertical
*	10001.5	32.9	13.5	46.4	87.8	-41.4	Peak	Vertical

Note 1: "*" is not in restricted band, its limit is 20dBc of the fundamental emission level (107.8dBμV/m).

Note 2: Measure Level (dBμV/m) = Reading Level (dBμV) + Factor (dB)

Factor (dB) = Cable Loss (dB) + Antenna Factor (dB/m) - Pre_Amplifier Gain (dB)

Test Mode:	802.11n-HT20 - Ant 0 + 1	Test Site:	AC1
Test Channel:	01	Test Engineer:	Bruce Wang
Remark:	1. Average measurement was not performed if peak level lower than average limit. 2. Other frequency was 20dB below limit line within 1-18GHz, there is not show in the report.		

Mark	Frequency (MHz)	Reading Level (dBμV)	Factor (dB)	Measure Level (dBμV/m)	Limit (dBμV/m)	Margin (dB)	Detector	Polarization
	3856.0	38.9	-0.6	38.3	74.0	-35.7	Peak	Horizontal
	4935.5	35.2	2.7	37.9	74.0	-36.1	Peak	Horizontal
*	6601.5	34.6	7.5	42.1	88.2	-46.1	Peak	Horizontal
*	9925.0	32.8	13.3	46.1	88.2	-42.1	Peak	Horizontal
	3856.0	41.8	-0.6	41.2	74.0	-32.8	Peak	Vertical
	4927.0	34.9	2.6	37.5	74.0	-36.5	Peak	Vertical
*	6661.0	33.6	7.6	41.2	88.2	-47.0	Peak	Vertical
*	10001.5	32.8	13.5	46.3	88.2	-41.9	Peak	Vertical

Note 1: "*" is not in restricted band, its limit is 20dBc of the fundamental emission level (108.2dBμV/m).

Note 2: Measure Level (dBμV/m) = Reading Level (dBμV) + Factor (dB)

Factor (dB) = Cable Loss (dB) + Antenna Factor (dB/m) - Pre_Amplifier Gain (dB)

Test Mode:	802.11n-HT20 - Ant 0 + 1	Test Site:	AC1
Test Channel:	06	Test Engineer:	Bruce Wang
Remark:	1. Average measurement was not performed if peak level lower than average limit. 2. Other frequency was 20dB below limit line within 1-18GHz, there is not show in the report.		

Mark	Frequency (MHz)	Reading Level (dBμV)	Factor (dB)	Measure Level (dBμV/m)	Limit (dBμV/m)	Margin (dB)	Detector	Polarization
	3856.0	38.9	-0.6	38.3	74.0	-35.7	Peak	Horizontal
	4842.0	34.1	2.9	37.0	74.0	-37.0	Peak	Horizontal
*	6644.0	33.8	7.7	41.5	89.1	-47.6	Peak	Horizontal
*	9831.5	32.4	13.2	45.6	89.1	-43.5	Peak	Horizontal
	3856.0	41.6	-0.6	41.0	74.0	-33.0	Peak	Vertical
	4893.0	34.8	2.7	37.5	74.0	-36.5	Peak	Vertical
*	6516.5	33.9	7.4	41.3	89.1	-47.8	Peak	Vertical
*	9899.5	31.9	13.3	45.2	89.1	-43.9	Peak	Vertical

Note 1: "*" is not in restricted band, its limit is 20dBc of the fundamental emission level (109.1dBμV/m).

Note 2: Measure Level (dBμV/m) = Reading Level (dBμV) + Factor (dB)

Factor (dB) = Cable Loss (dB) + Antenna Factor (dB/m) - Pre_Amplifier Gain (dB)

Test Mode:	802.11n-HT20 - Ant 0 + 1	Test Site:	AC1
Test Channel:	11	Test Engineer:	Bruce Wang
Remark:	1. Average measurement was not performed if peak level lower than average limit. 2. Other frequency was 20dB below limit line within 1-18GHz, there is not show in the report.		

Mark	Frequency (MHz)	Reading Level (dBμV)	Factor (dB)	Measure Level (dBμV/m)	Limit (dBμV/m)	Margin (dB)	Detector	Polarization
	3856.0	38.4	-0.6	37.8	74.0	-36.2	Peak	Horizontal
	4893.0	35.8	2.7	38.5	74.0	-35.5	Peak	Horizontal
*	6678.0	34.6	7.7	42.3	85.6	-43.3	Peak	Horizontal
*	9882.5	32.1	13.3	45.4	85.6	-40.2	Peak	Horizontal
	3856.0	40.6	-0.6	40.0	74.0	-34.0	Peak	Vertical
	4952.5	35.3	2.7	38.0	74.0	-36.0	Peak	Vertical
*	6440.0	33.6	6.8	40.4	85.6	-45.2	Peak	Vertical
*	9950.5	32.4	13.5	45.9	85.6	-39.7	Peak	Vertical

Note 1: "*" is not in restricted band, its limit is 20dBc of the fundamental emission level (105.6dBμV/m).

Note 2: Measure Level (dBμV/m) = Reading Level (dBμV) + Factor (dB)

Factor (dB) = Cable Loss (dB) + Antenna Factor (dB/m) - Pre_Amplifier Gain (dB)

Test Mode:	802.11n-HT40 - Ant 0 + 1	Test Site:	AC1
Test Channel:	03	Test Engineer:	Bruce Wang
Remark:	1. Average measurement was not performed if peak level lower than average limit. 2. Other frequency was 20dB below limit line within 1-18GHz, there is not show in the report.		

Mark	Frequency (MHz)	Reading Level (dBμV)	Factor (dB)	Measure Level (dBμV/m)	Limit (dBμV/m)	Margin (dB)	Detector	Polarization
	3856.0	38.4	-0.6	37.8	74.0	-36.2	Peak	Horizontal
	4867.5	35.4	2.6	38.0	74.0	-36.0	Peak	Horizontal
*	6678.0	34.4	7.7	42.1	84.4	-42.3	Peak	Horizontal
*	9925.0	34.1	13.3	47.4	84.4	-37.0	Peak	Horizontal
	3856.0	40.2	-0.6	39.6	74.0	-34.4	Peak	Vertical
	4833.5	34.8	2.8	37.6	74.0	-36.4	Peak	Vertical
*	6797.0	33.9	7.9	41.8	84.4	-42.6	Peak	Vertical
*	9950.5	32.0	13.5	45.5	84.4	-38.9	Peak	Vertical

Note 1: "*" is not in restricted band, its limit is 20dBc of the fundamental emission level (104.4dBμV/m).

Note 2: Measure Level (dBμV/m) = Reading Level (dBμV) + Factor (dB)

Factor (dB) = Cable Loss (dB) + Antenna Factor (dB/m) - Pre_Amplifier Gain (dB)

Test Mode:	802.11n-HT40 - Ant 0 + 1	Test Site:	AC1
Test Channel:	06	Test Engineer:	Bruce Wang
Remark:	1. Average measurement was not performed if peak level lower than average limit. 2. Other frequency was 20dB below limit line within 1-18GHz, there is not show in the report.		

Mark	Frequency (MHz)	Reading Level (dBμV)	Factor (dB)	Measure Level (dBμV/m)	Limit (dBμV/m)	Margin (dB)	Detector	Polarization
	3856.0	38.5	-0.6	37.9	74.0	-36.1	Peak	Horizontal
	4876.0	34.8	2.6	37.4	74.0	-36.6	Peak	Horizontal
*	6678.0	34.6	7.7	42.3	85.1	-42.8	Peak	Horizontal
*	10010.0	33.0	13.4	46.4	85.1	-38.7	Peak	Horizontal
	3711.5	42.4	-0.8	41.6	74.0	-32.4	Peak	Vertical
	4842.0	35.0	2.9	37.9	74.0	-36.1	Peak	Vertical
*	6491.0	34.5	7.3	41.8	85.1	-43.3	Peak	Vertical
*	9916.5	32.5	13.4	45.9	85.1	-39.2	Peak	Vertical

Note 1: "*" is not in restricted band, its limit is 20dBc of the fundamental emission level (105.1dBμV/m).

Note 2: Measure Level (dBμV/m) = Reading Level (dBμV) + Factor (dB)

Factor (dB) = Cable Loss (dB) + Antenna Factor (dB/m) - Pre_Amplifier Gain (dB)

Test Mode:	802.11n-HT40 - Ant 0 + 1	Test Site:	AC1
Test Channel:	09	Test Engineer:	Bruce Wang
Remark:	1. Average measurement was not performed if peak level lower than average limit. 2. Other frequency was 20dB below limit line within 1-18GHz, there is not show in the report.		

Mark	Frequency (MHz)	Reading Level (dBμV)	Factor (dB)	Measure Level (dBμV/m)	Limit (dBμV/m)	Margin (dB)	Detector	Polarization
	3856.0	38.8	-0.6	38.2	74.0	-35.8	Peak	Horizontal
	4867.5	35.5	2.6	38.1	74.0	-35.9	Peak	Horizontal
*	6678.0	35.5	7.7	43.2	83.9	-40.7	Peak	Horizontal
*	9874.0	32.7	13.4	46.1	83.9	-37.8	Peak	Horizontal
	3856.0	40.5	-0.6	39.9	74.0	-34.1	Peak	Vertical
	4833.5	33.7	2.8	36.5	74.0	-37.5	Peak	Vertical
*	6491.0	33.4	7.3	40.7	83.9	-43.2	Peak	Vertical
*	10001.5	33.3	13.5	46.8	83.9	-37.1	Peak	Vertical

Note 1: "*" is not in restricted band, its limit is 20dBc of the fundamental emission level (103.9dBμV/m).

Note 2: Measure Level (dBμV/m) = Reading Level (dBμV) + Factor (dB)

Factor (dB) = Cable Loss (dB) + Antenna Factor (dB/m) - Pre_Amplifier Gain (dB)

The worst case of Radiated Emission below 1GHz:

Site: AC1	Time: 2016/12/26 - 19:40
Limit: FCC_Part15.209_RE(3m)	Engineer: Bruce Wang
Probe: VULB 9168 _20-2000MHz	Polarity: Horizontal
EUT: MID	Power: By Battery
Worse Case Mode: Transmit by 802.11g at Channel 2437MHz Ant 0+1	

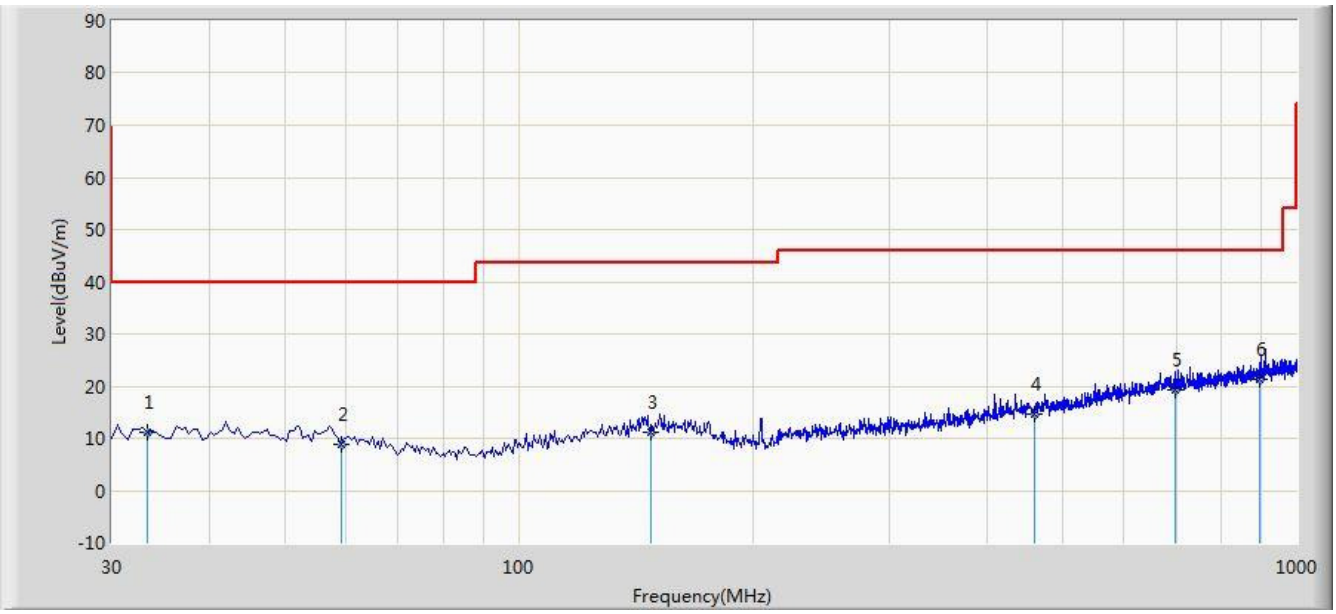

No	Flag	Mark	Frequency (MHz)	Measure Level (dBuV/m)	Reading Level (dBuV)	Over Limit (dB)	Limit (dBuV/m)	Factor (dB)	Type
1			33.395	11.175	-2.571	-28.825	40.000	13.746	QP
2			59.100	8.905	-4.516	-31.095	40.000	13.421	QP
3			147.855	11.092	-3.931	-32.408	43.500	15.023	QP
4			460.680	14.591	-3.346	-31.409	46.000	17.937	QP
5			699.300	19.262	-2.705	-26.738	46.000	21.967	QP
6		*	894.270	21.361	-2.881	-24.639	46.000	24.242	QP

Note: Measure Level (dBμV/m) = Reading Level (dBμV) + Factor (dB)

Factor (dB) = Cable Loss (dB) + Antenna Factor (dB/m)

Site: AC1	Time: 2016/12/26 - 19:51
Limit: FCC_Part15.209_RE(3m)	Engineer: Bruce Wang
Probe: VULB 9168 _20-2000MHz	Polarity: Vertical
EUT: MID	Power: By Battery
Worse Case Mode: Transmit by 802.11g at Channel 2437MHz Ant 0+1	

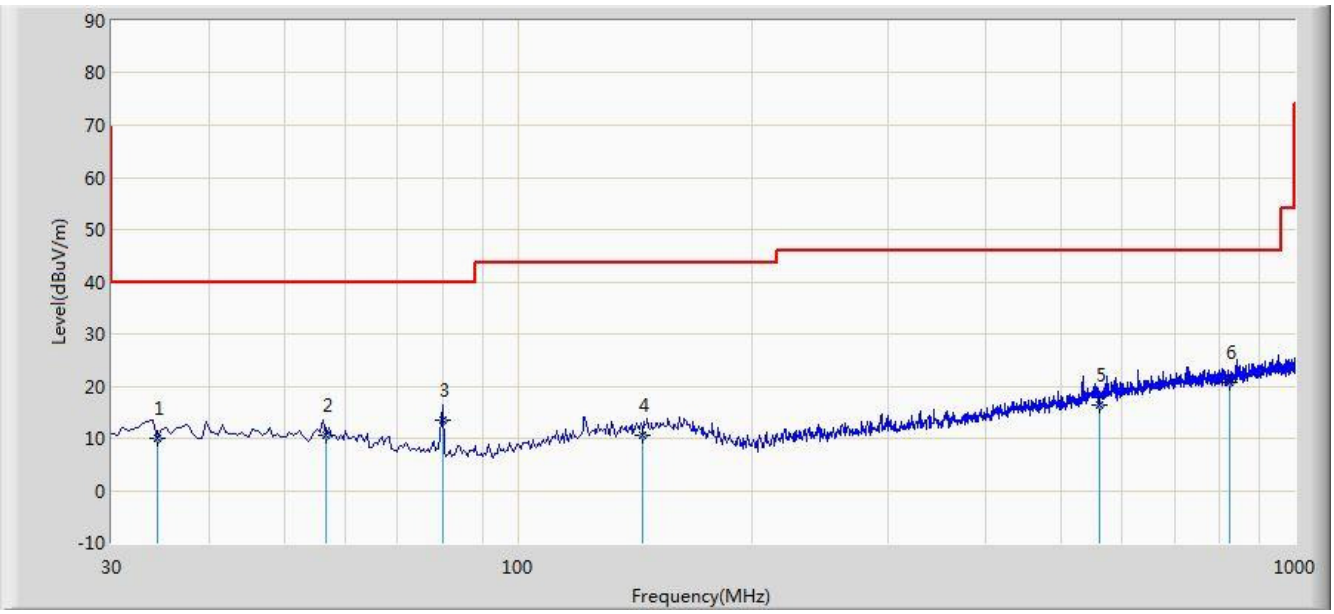

No	Flag	Mark	Frequency (MHz)	Measure Level (dBuV/m)	Reading Level (dBuV)	Over Limit (dB)	Limit (dBuV/m)	Factor (dB)	Type
1			34.365	10.101	-3.706	-29.899	40.000	13.807	QP
2			56.675	10.713	-2.886	-29.287	40.000	13.599	QP
3			79.955	13.362	3.278	-26.638	40.000	10.084	QP
4			144.945	10.699	-4.134	-32.801	43.500	14.833	QP
5			559.620	16.454	-3.164	-29.546	46.000	19.618	QP
6		*	822.975	20.815	-2.629	-25.185	46.000	23.444	QP

Note: Measure Level (dBμV/m) = Reading Level (dBμV) + Factor (dB)

Factor (dB) = Cable Loss (dB) + Antenna Factor (dB/m)

7.7. Radiated Restricted Band Edge Measurement

7.7.1. Test Result

Site: AC1	Time: 2016/11/25 - 23:02
Limit: FCC_Part15.209_RE(3m)	Engineer: Jone Zhang
Probe: BBHA9120D_1-18GHz	Polarity: Horizontal
EUT: MID	Power: AC 120V/60Hz
Test Mode: Transmit by 802.11b at channel 2412MHz Ant 0 + 1	

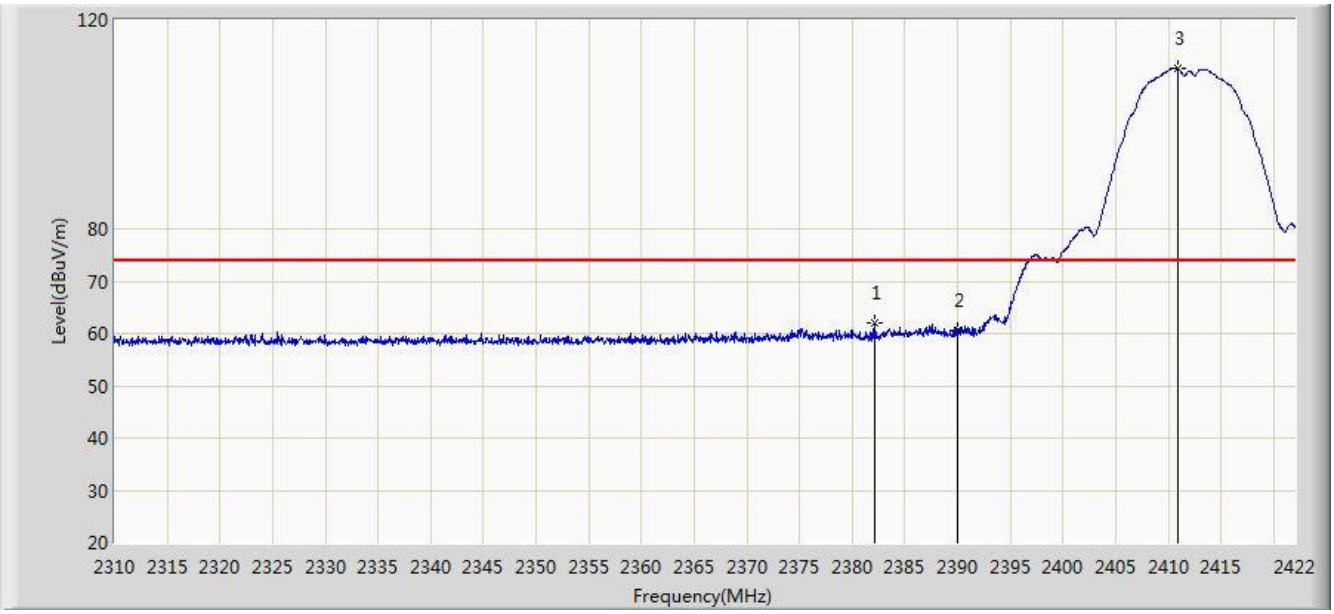

No	Flag	Mark	Frequency (MHz)	Measure Level (dBuV/m)	Reading Level (dBuV)	Over Limit (dB)	Limit (dBuV/m)	Factor (dB)	Type
1			2382.184	62.099	30.882	-11.901	74.000	31.217	PK
2			2390.000	60.490	29.287	-13.510	74.000	31.203	PK
3		*	2410.856	110.699	79.528	N/A	N/A	31.172	PK

Note: Measure Level (dBμV/m) = Reading Level (dBμV) + Factor (dB)

Factor (dB) = Cable Loss (dB) + Antenna Factor (dB/m).

Site: AC1	Time: 2016/11/25 - 23:06
Limit: FCC_Part15.209_RE(3m)	Engineer: Jone Zhang
Probe: BBHA9120D_1-18GHz	Polarity: Horizontal
EUT: MID	Power: AC 120V/60Hz
Test Mode: Transmit by 802.11b at channel 2412MHz Ant 0 + 1	

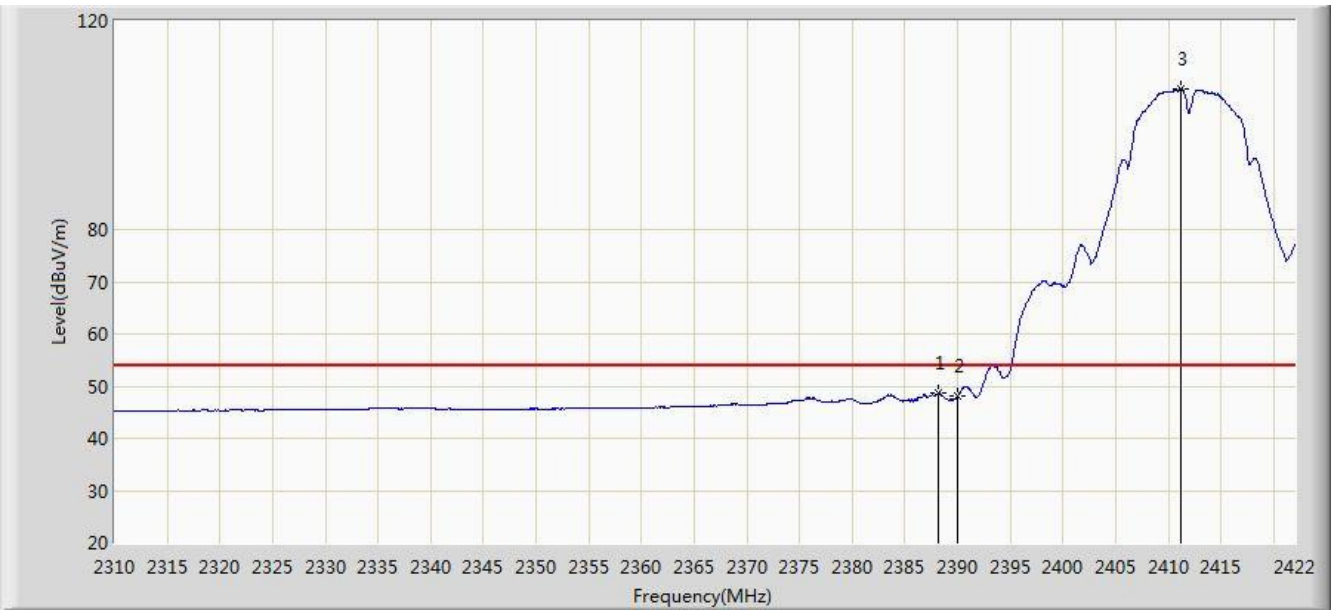

No	Flag	Mark	Frequency (MHz)	Measure Level (dBuV/m)	Reading Level (dBuV)	Over Limit (dB)	Limit (dBuV/m)	Factor (dB)	Type
1			2388.232	48.625	17.419	-5.375	54.000	31.206	AV
2			2390.000	48.094	16.891	-5.906	54.000	31.203	AV
3		*	2411.248	107.057	75.886	N/A	N/A	31.171	AV

Note: Measure Level (dBμV/m) = Reading Level (dBμV) + Factor (dB)

Factor (dB) = Cable Loss (dB) + Antenna Factor (dB/m).

Site: AC1	Time: 2016/11/25 - 23:07
Limit: FCC_Part15.209_RE(3m)	Engineer: Jone Zhang
Probe: BBHA9120D_1-18GHz	Polarity: Vertical
EUT: MID	Power: AC 120V/60Hz
Test Mode: Transmit by 802.11b at channel 2412MHz Ant 0 + 1	

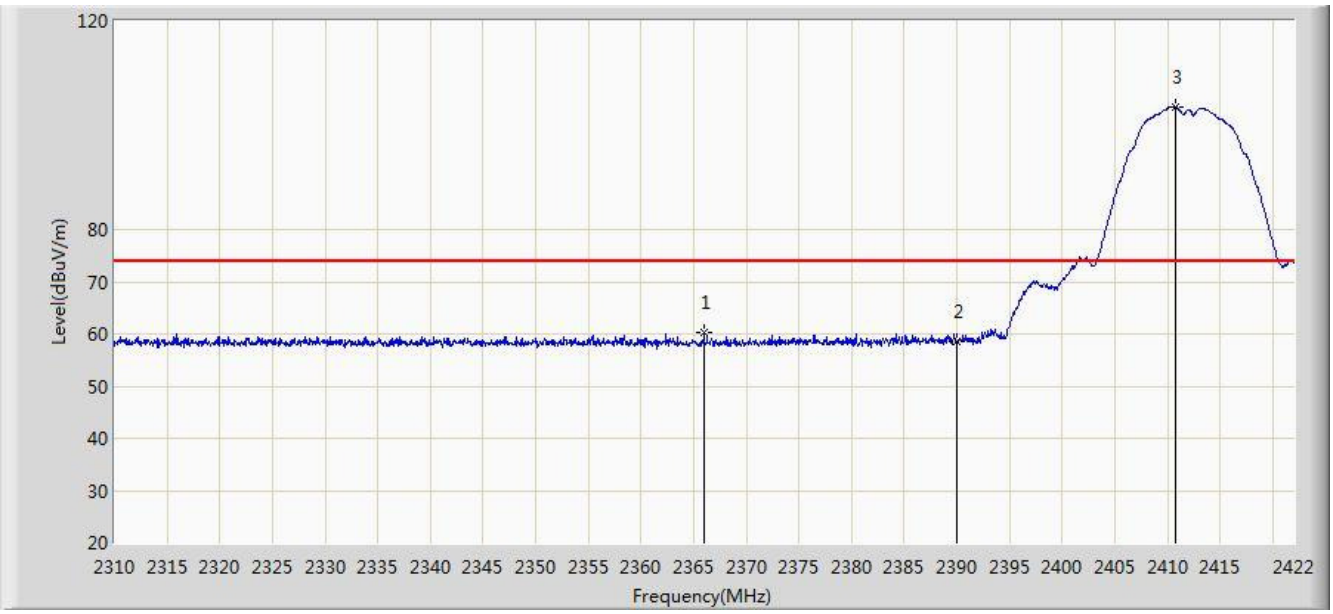

No	Flag	Mark	Frequency (MHz)	Measure Level (dBuV/m)	Reading Level (dBuV)	Over Limit (dB)	Limit (dBuV/m)	Factor (dB)	Type
1			2366.000	60.176	28.929	-13.824	74.000	31.247	PK
2			2390.000	58.628	27.425	-15.372	74.000	31.203	PK
3		*	2410.744	103.488	72.316	N/A	N/A	31.172	PK

Note: Measure Level (dBμV/m) = Reading Level (dBμV) + Factor (dB)

Factor (dB) = Cable Loss (dB) + Antenna Factor (dB/m).

Site: AC1	Time: 2016/11/25 - 23:10
Limit: FCC_Part15.209_RE(3m)	Engineer: Jone Zhang
Probe: BBHA9120D_1-18GHz	Polarity: Vertical
EUT: MID	Power: AC 120V/60Hz
Test Mode: Transmit by 802.11b at channel 2412MHz Ant 0 + 1	

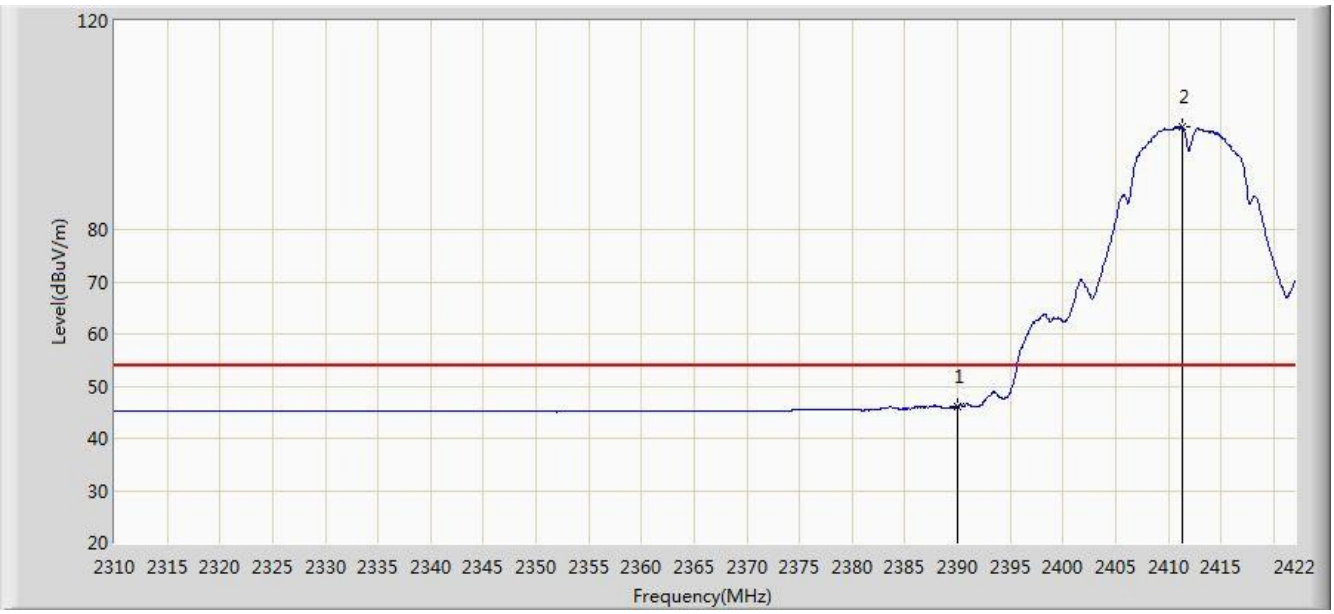

No	Flag	Mark	Frequency (MHz)	Measure Level (dBuV/m)	Reading Level (dBuV)	Over Limit (dB)	Limit (dBuV/m)	Factor (dB)	Type
1			2390.000	46.071	14.868	-7.929	54.000	31.203	AV
2		*	2411.304	99.689	68.518	N/A	N/A	31.171	AV

Note: Measure Level (dBμV/m) = Reading Level (dBμV) + Factor (dB)

Factor (dB) = Cable Loss (dB) + Antenna Factor (dB/m).

Site: AC1	Time: 2016/11/25 - 23:11
Limit: FCC_Part15.209_RE(3m)	Engineer: Jone Zhang
Probe: BBHA9120D_1-18GHz	Polarity: Horizontal
EUT: MID	Power: AC 120V/60Hz
Test Mode: Transmit by 802.11b at channel 2462MHz Ant 0 + 1	

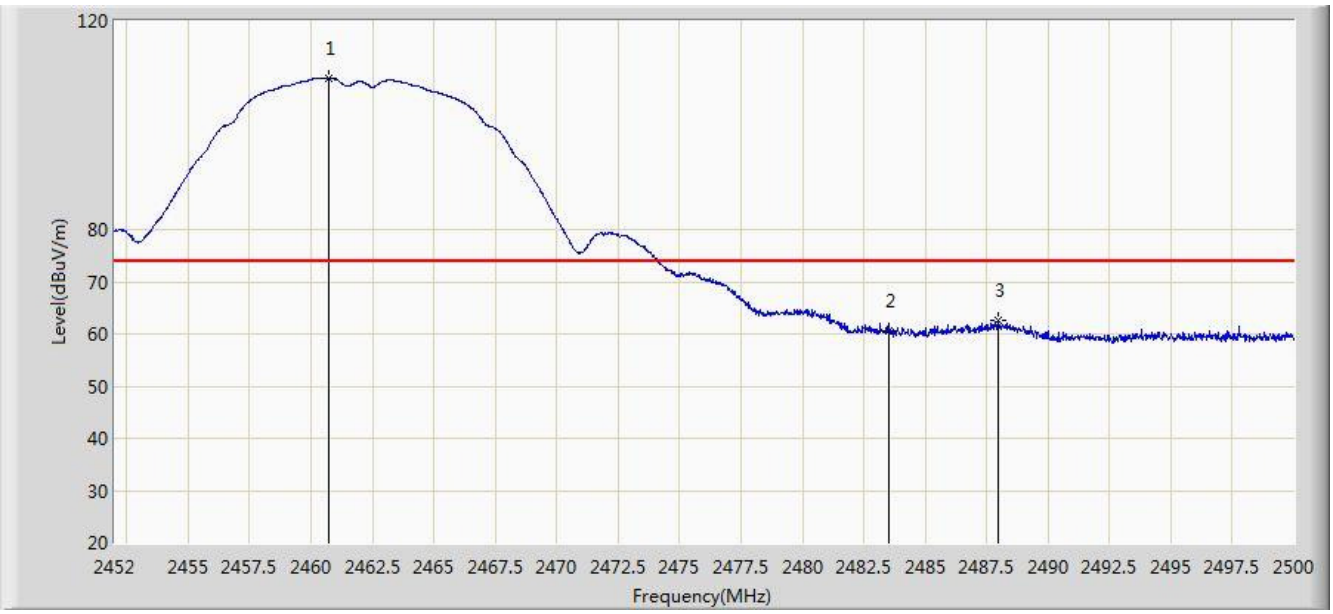

No	Flag	Mark	Frequency (MHz)	Measure Level (dBuV/m)	Reading Level (dBuV)	Over Limit (dB)	Limit (dBuV/m)	Factor (dB)	Type
1		*	2460.736	109.062	77.929	N/A	N/A	31.133	PK
2			2483.500	60.611	29.418	-13.389	74.000	31.194	PK
3			2487.976	62.668	31.463	-11.332	74.000	31.205	PK

Note: Measure Level (dBμV/m) = Reading Level (dBμV) + Factor (dB)

Factor (dB) = Cable Loss (dB) + Antenna Factor (dB/m).

aSite: AC1	Time: 2016/11/25 - 23:18
Limit: FCC_Part15.209_RE(3m)	Engineer: Jone Zhang
Probe: BBHA9120D_1-18GHz	Polarity: Horizontal
EUT: MID	Power: AC 120V/60Hz
Test Mode: Transmit by 802.11b at channel 2462MHz Ant 0 + 1	

No	Flag	Mark	Frequency (MHz)	Measure Level (dBuV/m)	Reading Level (dBuV)	Over Limit (dB)	Limit (dBuV/m)	Factor (dB)	Type
1		*	2461.168	105.088	73.954	N/A	N/A	31.134	AV
2			2483.500	48.809	17.616	-5.191	54.000	31.194	AV
3			2488.768	49.981	18.774	-4.019	54.000	31.207	AV

Note: Measure Level (dBμV/m) = Reading Level (dBμV) + Factor (dB)

Factor (dB) = Cable Loss (dB) + Antenna Factor (dB/m).

Site: AC1	Time: 2016/11/25 - 23:19
Limit: FCC_Part15.209_RE(3m)	Engineer: Jone Zhang
Probe: BBHA9120D_1-18GHz	Polarity: Vertical
EUT: MID	Power: AC 120V/60Hz
Test Mode: Transmit by 802.11b at channel 2462MHz Ant 0 + 1	

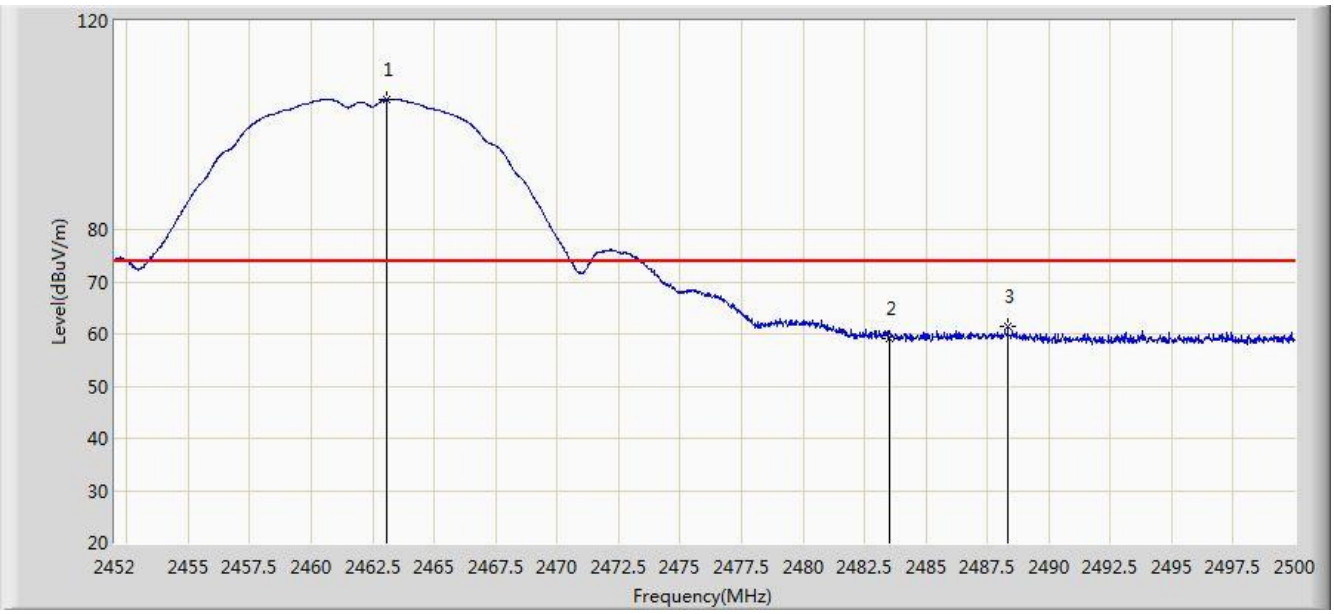

No	Flag	Mark	Frequency (MHz)	Measure Level (dBuV/m)	Reading Level (dBuV)	Over Limit (dB)	Limit (dBuV/m)	Factor (dB)	Type
1		*	2463.040	104.941	73.804	N/A	N/A	31.137	PK
2			2483.500	59.238	28.045	-14.762	74.000	31.194	PK
3			2488.336	61.532	30.326	-12.468	74.000	31.206	PK

Note: Measure Level (dBμV/m) = Reading Level (dBμV) + Factor (dB)

Factor (dB) = Cable Loss (dB) + Antenna Factor (dB/m).

Site: AC1	Time: 2016/11/25 - 23:22
Limit: FCC_Part15.209_RE(3m)	Engineer: Jone Zhang
Probe: BBHA9120D_1-18GHz	Polarity: Vertical
EUT: MID	Power: AC 120V/60Hz
Test Mode: Transmit by 802.11b at channel 2462MHz Ant 0 + 1	

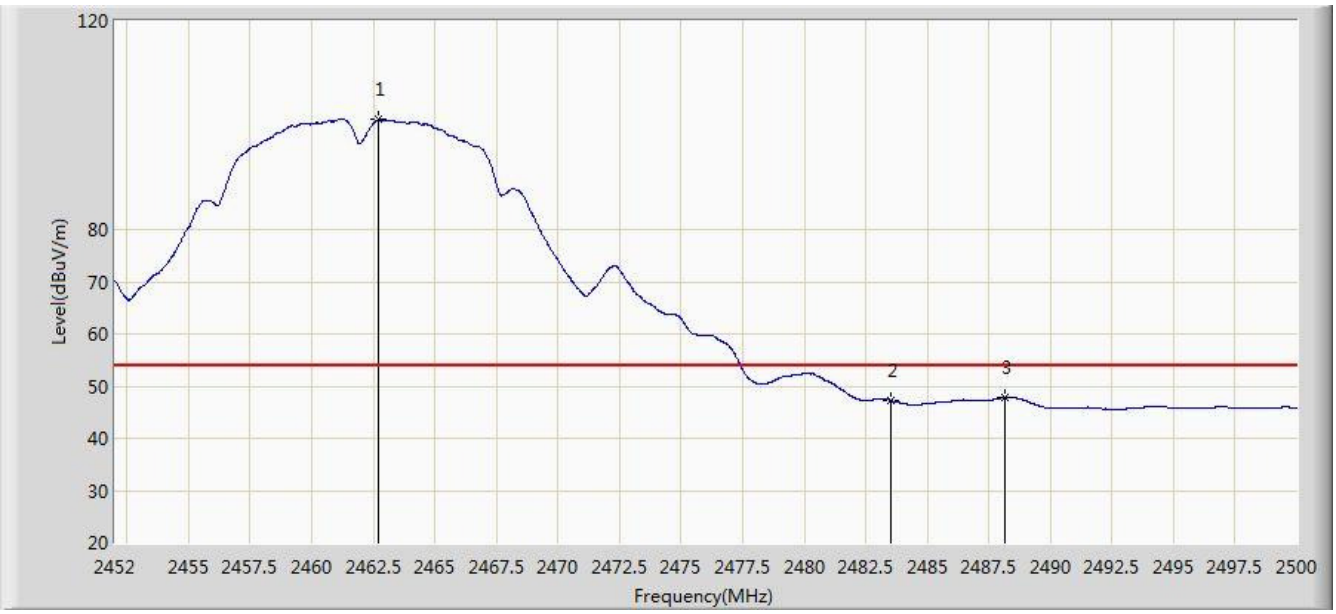

No	Flag	Mark	Frequency (MHz)	Measure Level (dBuV/m)	Reading Level (dBuV)	Over Limit (dB)	Limit (dBuV/m)	Factor (dB)	Type
1		*	2462.728	101.090	69.953	N/A	N/A	31.137	AV
2			2483.500	47.285	16.092	-6.715	54.000	31.194	AV
3			2488.144	47.802	16.596	-6.198	54.000	31.206	AV

Note: Measure Level (dBμV/m) = Reading Level (dBμV) + Factor (dB)

Factor (dB) = Cable Loss (dB) + Antenna Factor (dB/m).

Site: AC1	Time: 2016/11/25 - 23:48
Limit: FCC_Part15.209_RE(3m)	Engineer: Jone Zhang
Probe: BBHA9120D_1-18GHz	Polarity: Horizontal
EUT: MID	Power: AC 120V/60Hz
Test Mode: Transmit by 802.11g at channel 2412MHz Ant 0 + 1	

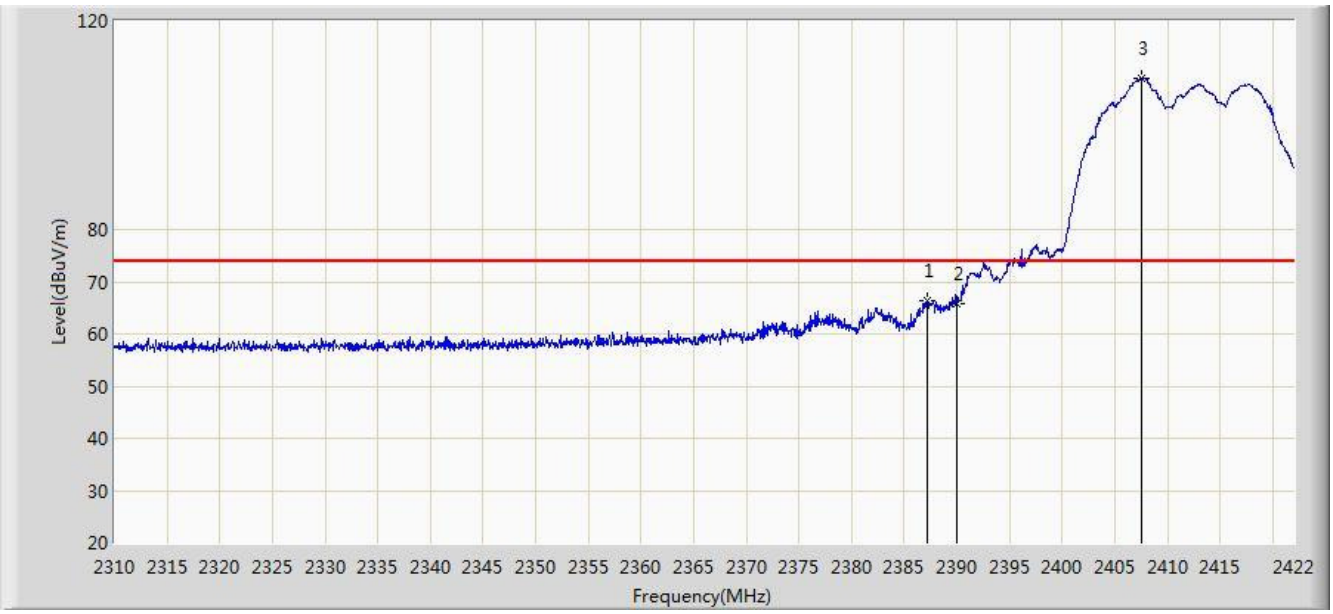

No	Flag	Mark	Frequency (MHz)	Measure Level (dBuV/m)	Reading Level (dBuV)	Over Limit (dB)	Limit (dBuV/m)	Factor (dB)	Type
1			2387.168	66.283	35.075	-7.717	74.000	31.208	PK
2			2390.000	65.834	34.631	-8.166	74.000	31.203	PK
3		*	2407.608	109.028	77.852	N/A	N/A	31.176	PK

Note: Measure Level (dBμV/m) = Reading Level (dBμV) + Factor (dB)

Factor (dB) = Cable Loss (dB) + Antenna Factor (dB/m).

Site: AC1	Time: 2016/11/25 - 23:47
Limit: FCC_Part15.209_RE(3m)	Engineer: Jone Zhang
Probe: BBHA9120D_1-18GHz	Polarity: Horizontal
EUT: MID	Power: AC 120V/60Hz
Test Mode: Transmit by 802.11g at channel 2412MHz Ant 0 + 1	

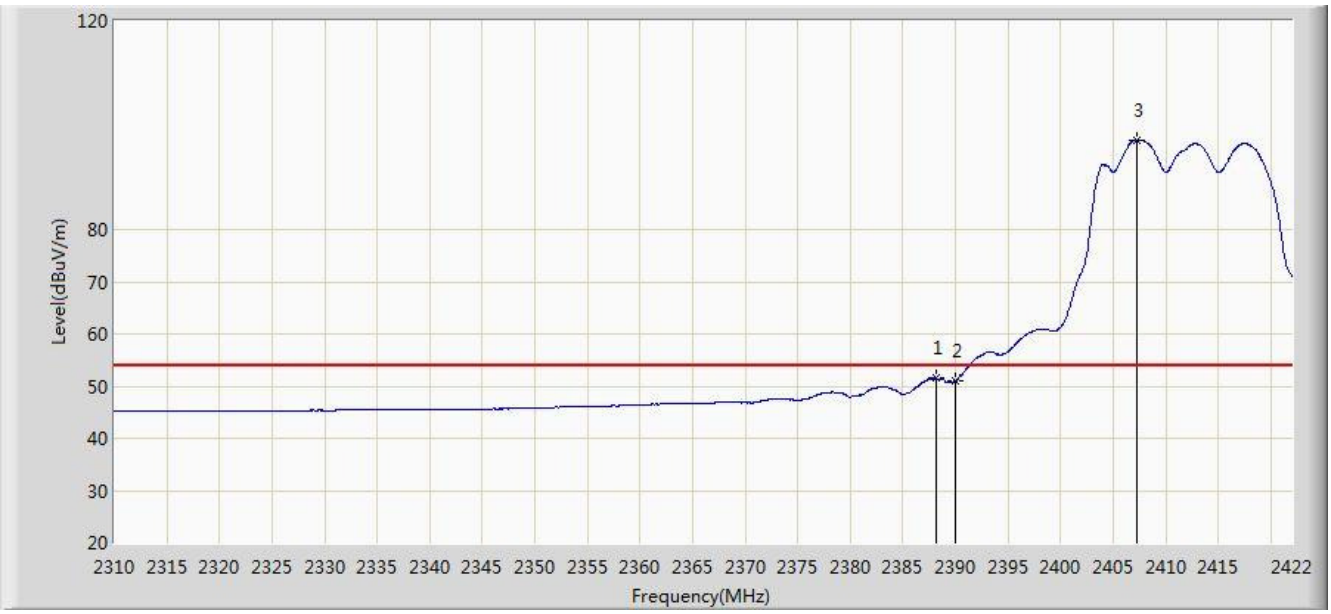

No	Flag	Mark	Frequency (MHz)	Measure Level (dBuV/m)	Reading Level (dBuV)	Over Limit (dB)	Limit (dBuV/m)	Factor (dB)	Type
1			2388.176	51.513	20.307	-2.487	54.000	31.207	AV
2			2390.000	51.044	19.841	-2.956	54.000	31.203	AV
3		*	2407.328	97.194	66.018	N/A	N/A	31.176	AV

Note: Measure Level (dBμV/m) = Reading Level (dBμV) + Factor (dB)

Factor (dB) = Cable Loss (dB) + Antenna Factor (dB/m).

Site: AC1	Time: 2016/11/25 - 23:49
Limit: FCC_Part15.209_RE(3m)	Engineer: Jone Zhang
Probe: BBHA9120D_1-18GHz	Polarity: Vertical
EUT: MID	Power: AC 120V/60Hz
Test Mode: Transmit by 802.11g at channel 2412MHz Ant 0 + 1	

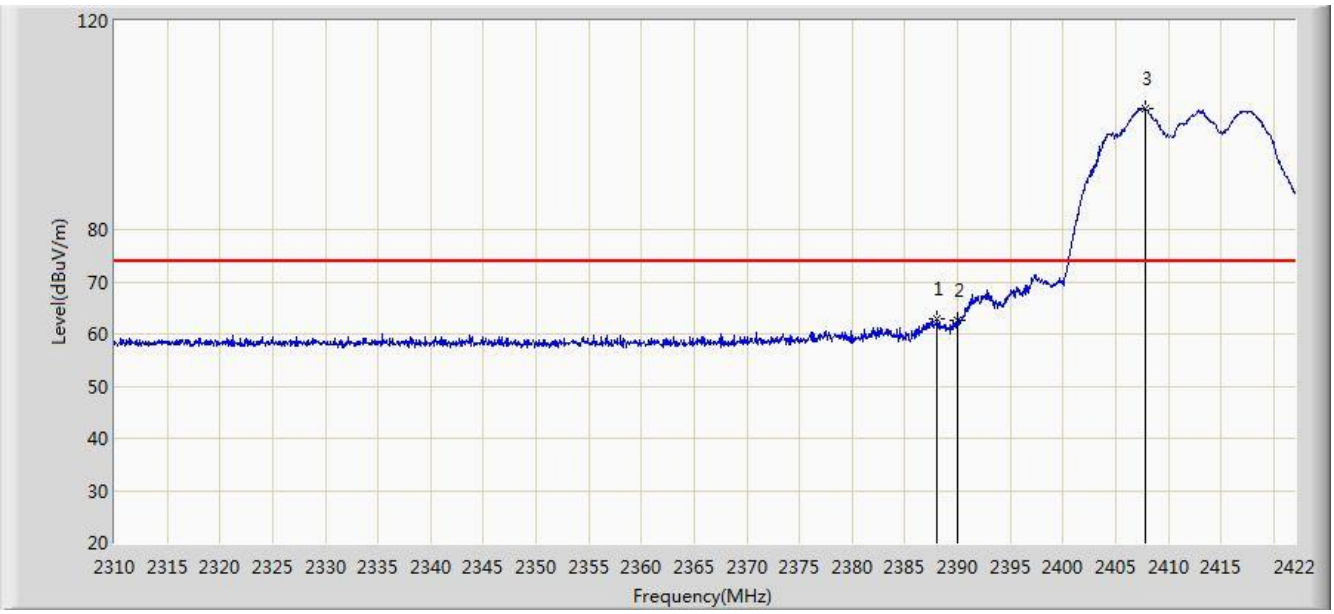

No	Flag	Mark	Frequency (MHz)	Measure Level (dBuV/m)	Reading Level (dBuV)	Over Limit (dB)	Limit (dBuV/m)	Factor (dB)	Type
1			2388.064	62.999	31.793	-11.001	74.000	31.206	PK
2			2390.000	62.720	31.517	-11.280	74.000	31.203	PK
3		*	2407.832	103.185	72.009	N/A	N/A	31.176	PK

Note: Measure Level (dBμV/m) = Reading Level (dBμV) + Factor (dB)

Factor (dB) = Cable Loss (dB) + Antenna Factor (dB/m).

Site: AC1	Time: 2016/11/25 - 23:52
Limit: FCC_Part15.209_RE(3m)	Engineer: Jone Zhang
Probe: BBHA9120D_1-18GHz	Polarity: Vertical
EUT: MID	Power: AC 120V/60Hz
Test Mode: Transmit by 802.11g at channel 2412MHz Ant 0 + 1	

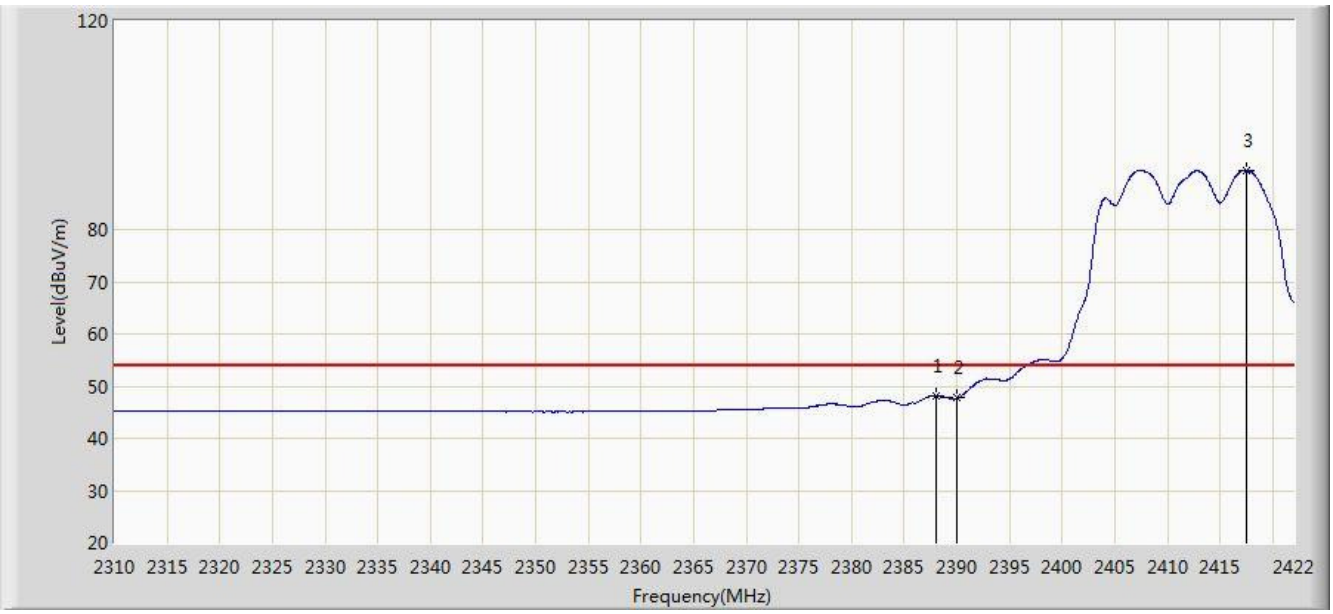

No	Flag	Mark	Frequency (MHz)	Measure Level (dBuV/m)	Reading Level (dBuV)	Over Limit (dB)	Limit (dBuV/m)	Factor (dB)	Type
1			2388.064	48.075	16.869	-5.925	54.000	31.206	AV
2			2390.000	47.766	16.563	-6.234	54.000	31.203	AV
3		*	2417.464	91.365	60.205	N/A	N/A	31.160	AV

Note: Measure Level (dBμV/m) = Reading Level (dBμV) + Factor (dB)

Factor (dB) = Cable Loss (dB) + Antenna Factor (dB/m).

Site: AC1	Time: 2016/11/26 - 00:05
Limit: FCC_Part15.209_RE(3m)	Engineer: Jone Zhang
Probe: BBHA9120D_1-18GHz	Polarity: Horizontal
EUT: MID	Power: AC 120V/60Hz
Test Mode: Transmit by 802.11g at channel 2462MHz Ant 0 + 1	

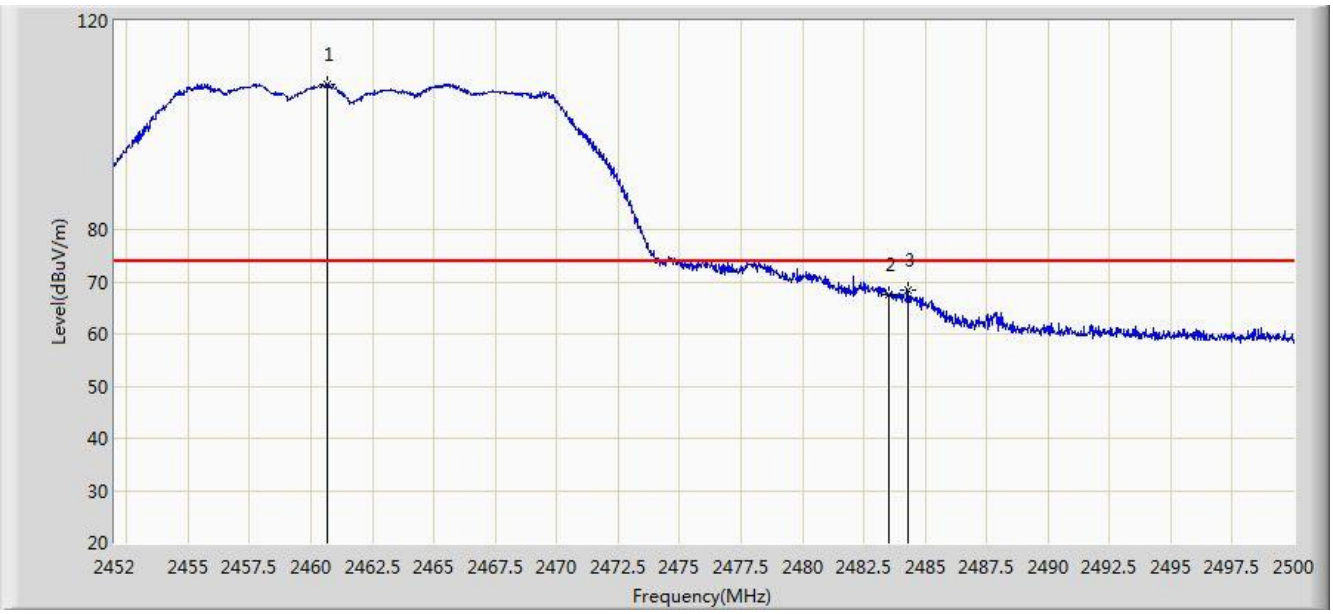

No	Flag	Mark	Frequency (MHz)	Measure Level (dBuV/m)	Reading Level (dBuV)	Over Limit (dB)	Limit (dBuV/m)	Factor (dB)	Type
1		*	2460.664	107.791	76.658	N/A	N/A	31.133	PK
2			2483.500	67.612	36.419	-6.388	74.000	31.194	PK
3			2484.328	68.400	37.204	-5.600	74.000	31.195	PK

Note: Measure Level (dBμV/m) = Reading Level (dBμV) + Factor (dB)

Factor (dB) = Cable Loss (dB) + Antenna Factor (dB/m).

Site: AC1	Time: 2016/11/26 - 00:04
Limit: FCC_Part15.209_RE(3m)	Engineer: Jone Zhang
Probe: BBHA9120D_1-18GHz	Polarity: Horizontal
EUT: MID	Power: AC 120V/60Hz
Test Mode: Transmit by 802.11g at channel 2462MHz Ant 0 + 1	

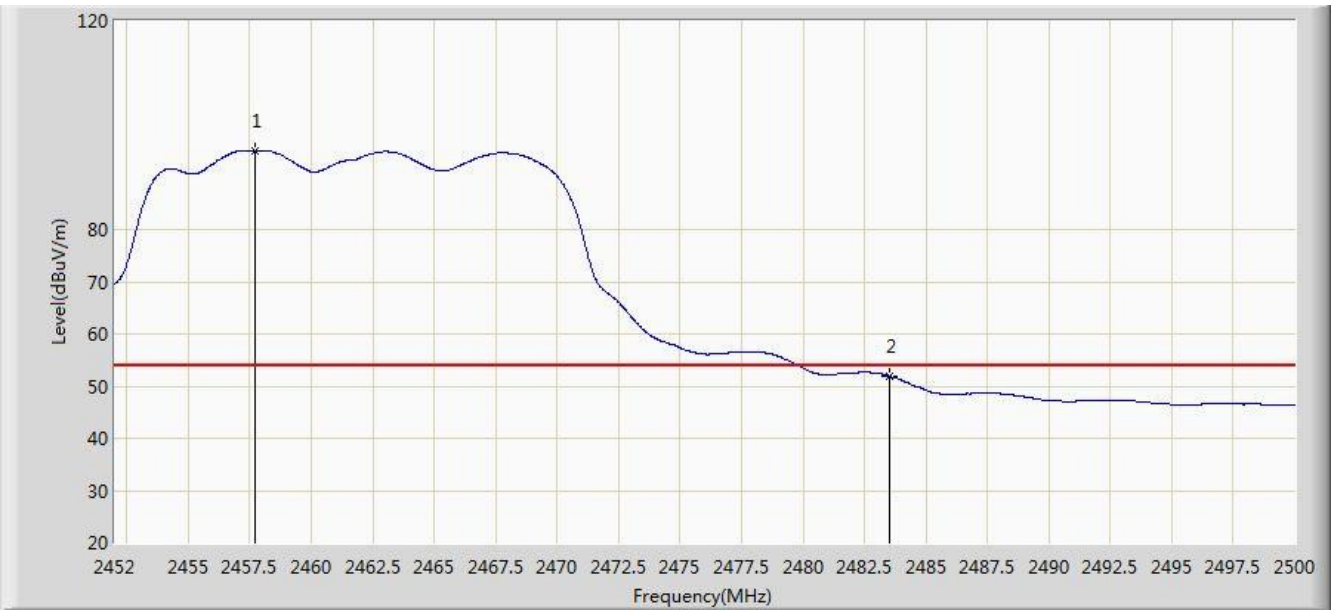

No	Flag	Mark	Frequency (MHz)	Measure Level (dBuV/m)	Reading Level (dBuV)	Over Limit (dB)	Limit (dBuV/m)	Factor (dB)	Type
1		*	2457.712	95.188	67.709	N/A	N/A	27.479	AV
2			2483.500	51.887	20.694	-2.113	54.000	31.194	AV

Note: Measure Level (dBμV/m) = Reading Level (dBμV) + Factor (dB)

Factor (dB) = Cable Loss (dB) + Antenna Factor (dB/m).

Site: AC1	Time: 2016/11/26 - 00:07
Limit: FCC_Part15.209_RE(3m)	Engineer: Jone Zhang
Probe: BBHA9120D_1-18GHz	Polarity: Vertical
EUT: MID	Power: AC 120V/60Hz
Test Mode: Transmit by 802.11g at channel 2462MHz Ant 0 + 1	

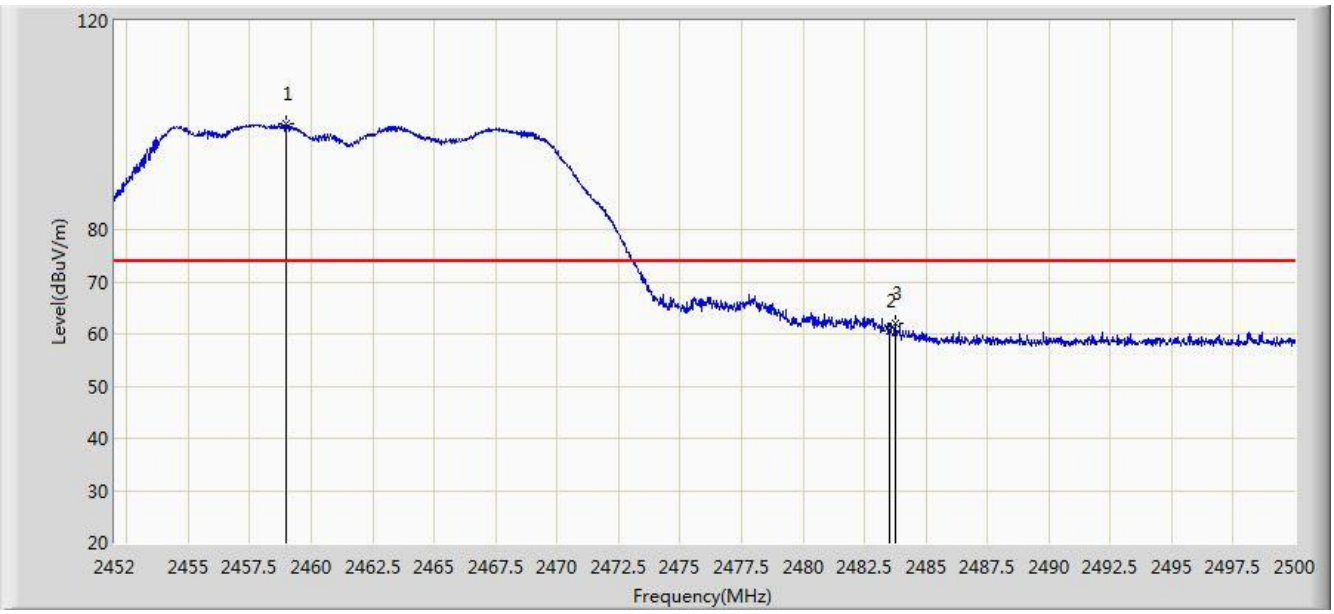

No	Flag	Mark	Frequency (MHz)	Measure Level (dBuV/m)	Reading Level (dBuV)	Over Limit (dB)	Limit (dBuV/m)	Factor (dB)	Type
1		*	2458.984	100.154	69.024	N/A	N/A	31.130	PK
2			2483.500	60.449	29.256	-13.551	74.000	31.194	PK
3			2483.752	62.163	30.969	-11.837	74.000	31.194	PK

Note: Measure Level (dBμV/m) = Reading Level (dBμV) + Factor (dB)

Factor (dB) = Cable Loss (dB) + Antenna Factor (dB/m).

Site: AC1	Time: 2016/11/26 - 00:09
Limit: FCC_Part15.209_RE(3m)	Engineer: Jone Zhang
Probe: BBHA9120D_1-18GHz	Polarity: Vertical
EUT: MID	Power: AC 120V/60Hz
Test Mode: Transmit by 802.11g at channel 2462MHz Ant 0 + 1	

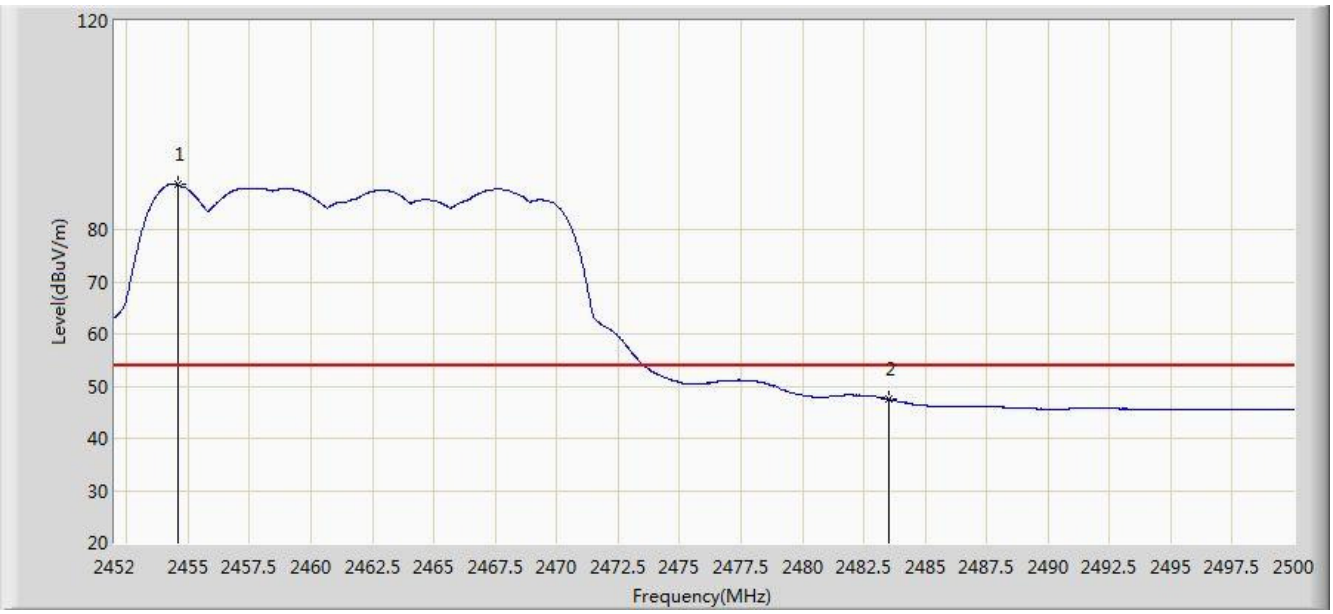

No	Flag	Mark	Frequency (MHz)	Measure Level (dBuV/m)	Reading Level (dBuV)	Over Limit (dB)	Limit (dBuV/m)	Factor (dB)	Type
1		*	2454.592	88.664	57.542	N/A	N/A	31.122	AV
2			2483.500	47.495	16.302	-6.505	54.000	31.194	AV

Note: Measure Level (dBμV/m) = Reading Level (dBμV) + Factor (dB)

Factor (dB) = Cable Loss (dB) + Antenna Factor (dB/m).

Site: AC1	Time: 2016/11/26 - 00:18
Limit: FCC_Part15.209_RE(3m)	Engineer: Jone Zhang
Probe: BBHA9120D_1-18GHz	Polarity: Horizontal
EUT: MID	Power: AC 120V/60Hz
Test Mode: Transmit by 802.11n-HT20 at channel 2412MHz Ant 0 + 1	

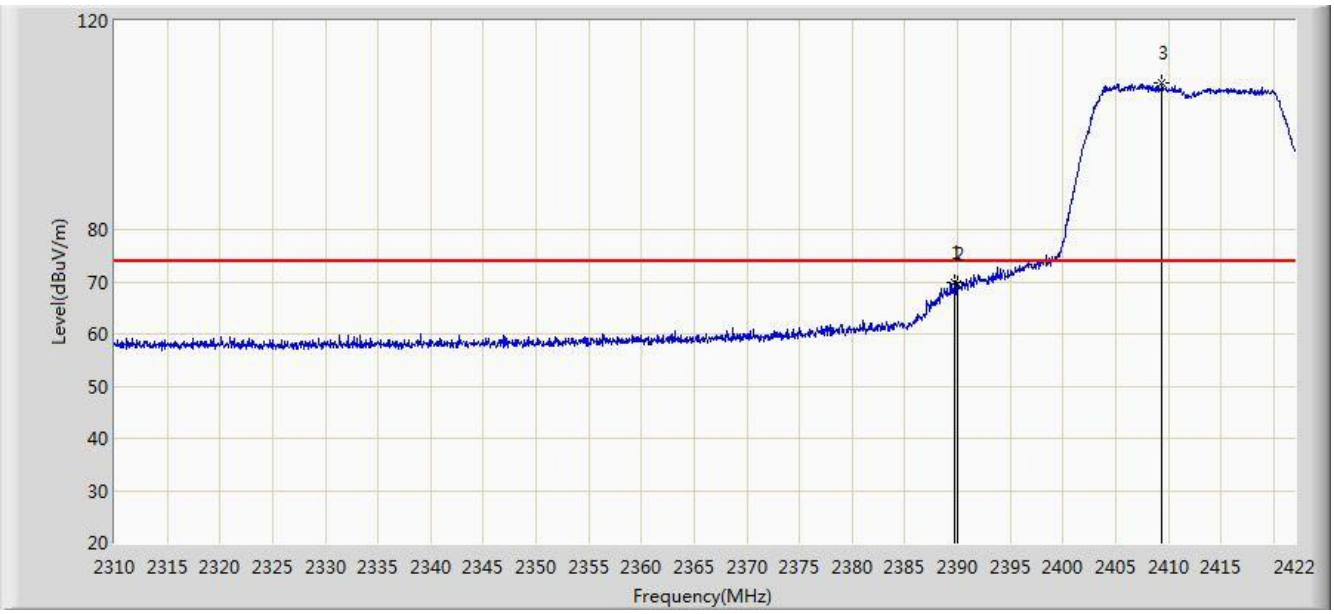

No	Flag	Mark	Frequency (MHz)	Measure Level (dBuV/m)	Reading Level (dBuV)	Over Limit (dB)	Limit (dBuV/m)	Factor (dB)	Type
1			2389.744	69.890	38.687	-4.110	74.000	31.203	PK
2			2390.000	69.699	38.496	-4.301	74.000	31.203	PK
3		*	2409.400	108.213	77.039	N/A	N/A	31.173	PK

Note: Measure Level (dBμV/m) = Reading Level (dBμV) + Factor (dB)

Factor (dB) = Cable Loss (dB) + Antenna Factor (dB/m).

Site: AC1	Time: 2016/11/26 - 00:17
Limit: FCC_Part15.209_RE(3m)	Engineer: Jone Zhang
Probe: BBHA9120D_1-18GHz	Polarity: Horizontal
EUT: MID	Power: AC 120V/60Hz
Test Mode: Transmit by 802.11n-HT20 at channel 2412MHz Ant 0 + 1	

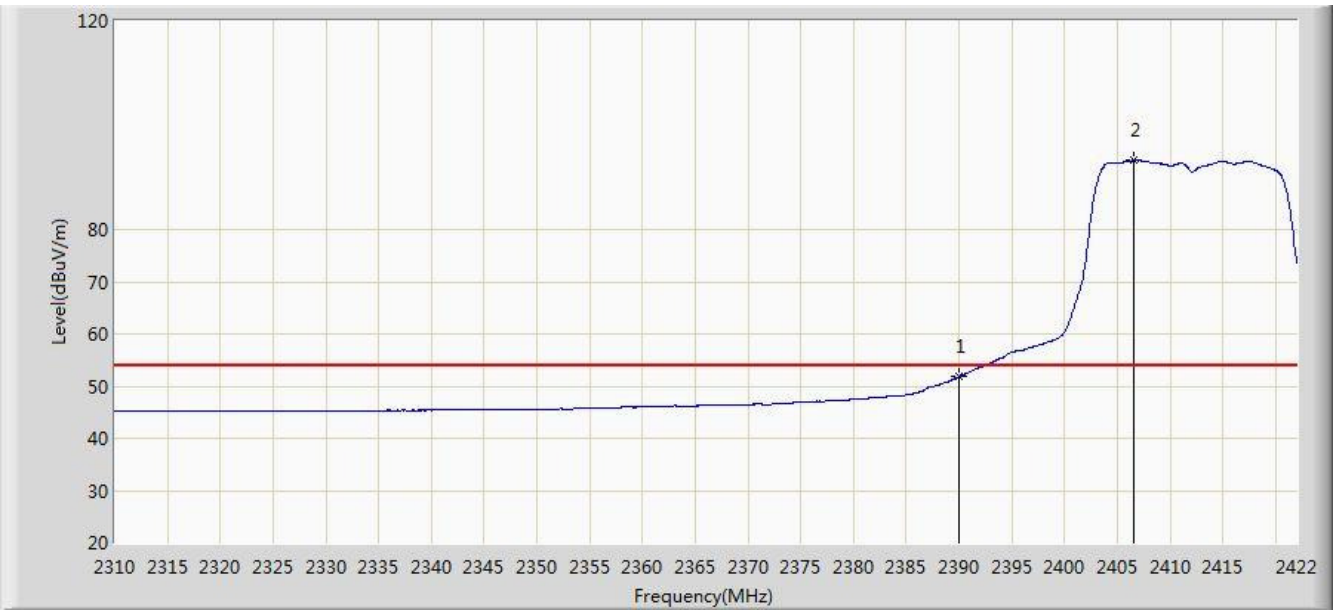

No	Flag	Mark	Frequency (MHz)	Measure Level (dBuV/m)	Reading Level (dBuV)	Over Limit (dB)	Limit (dBuV/m)	Factor (dB)	Type
1			2390.000	51.827	20.624	-2.173	54.000	31.203	AV
2		*	2406.600	93.220	62.042	N/A	N/A	31.177	AV

Note: Measure Level (dBμV/m) = Reading Level (dBμV) + Factor (dB)

Factor (dB) = Cable Loss (dB) + Antenna Factor (dB/m).

Site: AC1	Time: 2016/11/26 - 00:20
Limit: FCC_Part15.209_RE(3m)	Engineer: Jone Zhang
Probe: BBHA9120D_1-18GHz	Polarity: Vertical
EUT: MID	Power: AC 120V/60Hz
Test Mode: Transmit by 802.11n-HT20 at channel 2412MHz Ant 0 + 1	

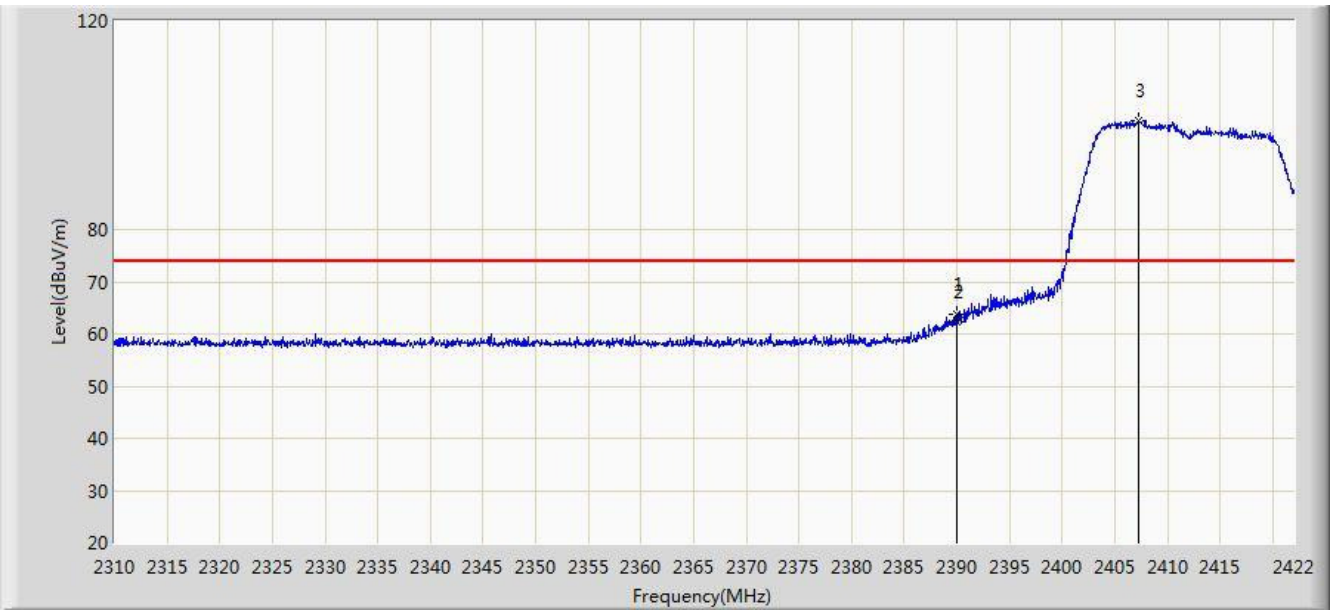

No	Flag	Mark	Frequency (MHz)	Measure Level (dBuV/m)	Reading Level (dBuV)	Over Limit (dB)	Limit (dBuV/m)	Factor (dB)	Type
1			2389.968	63.735	32.532	-10.265	74.000	31.203	PK
2			2390.000	62.434	31.231	-11.566	74.000	31.203	PK
3		*	2407.272	100.887	69.710	N/A	N/A	31.177	PK

Note: Measure Level (dBμV/m) = Reading Level (dBμV) + Factor (dB)

Factor (dB) = Cable Loss (dB) + Antenna Factor (dB/m).

Site: AC1	Time: 2016/11/26 - 00:22
Limit: FCC_Part15.209_RE(3m)	Engineer: Jone Zhang
Probe: BBHA9120D_1-18GHz	Polarity: Vertical
EUT: MID	Power: AC 120V/60Hz
Test Mode: Transmit by 802.11n-HT20 at channel 2412MHz Ant 0 + 1	

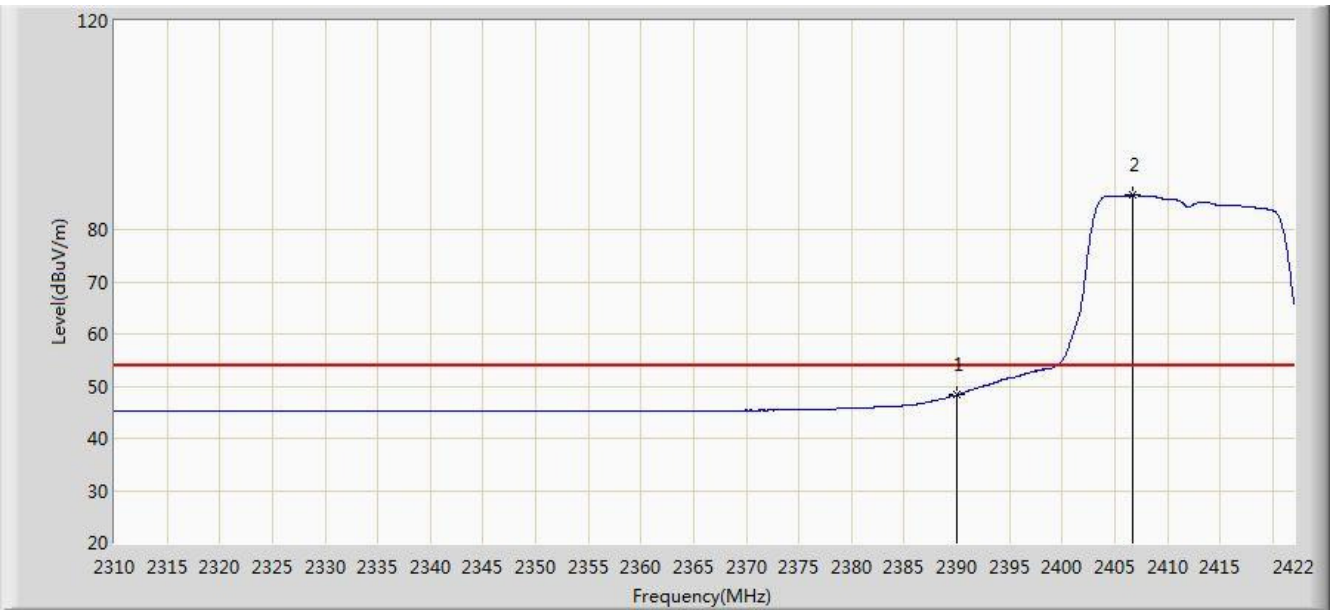

No	Flag	Mark	Frequency (MHz)	Measure Level (dBuV/m)	Reading Level (dBuV)	Over Limit (dB)	Limit (dBuV/m)	Factor (dB)	Type
1			2390.000	48.290	17.087	-5.710	54.000	31.203	AV
2		*	2406.656	86.645	55.468	N/A	N/A	31.177	AV

Note: Measure Level (dBμV/m) = Reading Level (dBμV) + Factor (dB)

Factor (dB) = Cable Loss (dB) + Antenna Factor (dB/m).

Site: AC1	Time: 2016/11/26 - 00:29
Limit: FCC_Part15.209_RE(3m)	Engineer: Jone Zhang
Probe: BBHA9120D_1-18GHz	Polarity: Horizontal
EUT: MID	Power: AC 120V/60Hz
Test Mode: Transmit by 802.11n-HT20 at channel 2462MHz Ant 0 + 1	

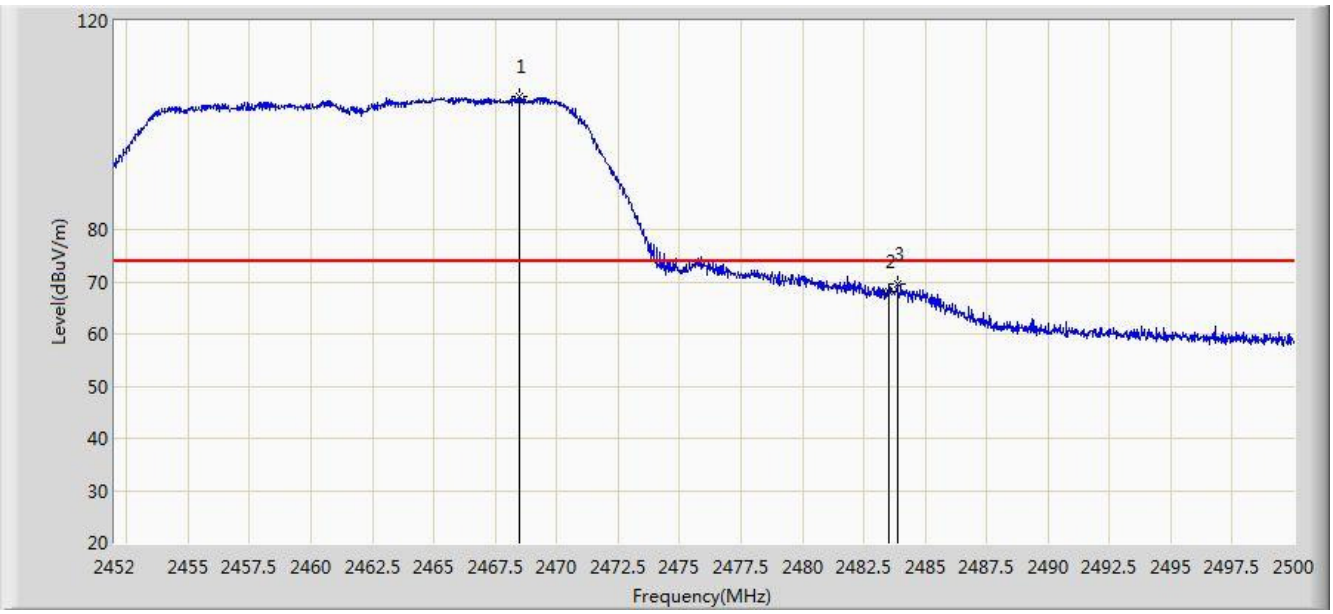

No	Flag	Mark	Frequency (MHz)	Measure Level (dBuV/m)	Reading Level (dBuV)	Over Limit (dB)	Limit (dBuV/m)	Factor (dB)	Type
1		*	2468.488	105.621	74.469	N/A	N/A	31.151	PK
2			2483.500	68.099	36.906	-5.901	74.000	31.194	PK
3			2483.872	69.566	38.372	-4.434	74.000	31.194	PK

Note: Measure Level (dBμV/m) = Reading Level (dBμV) + Factor (dB)

Factor (dB) = Cable Loss (dB) + Antenna Factor (dB/m).

Site: AC1	Time: 2016/11/26 - 00:29
Limit: FCC_Part15.209_RE(3m)	Engineer: Jone Zhang
Probe: BBHA9120D_1-18GHz	Polarity: Horizontal
EUT: MID	Power: AC 120V/60Hz
Test Mode: Transmit by 802.11n-HT20 at channel 2462MHz Ant 0 + 1	

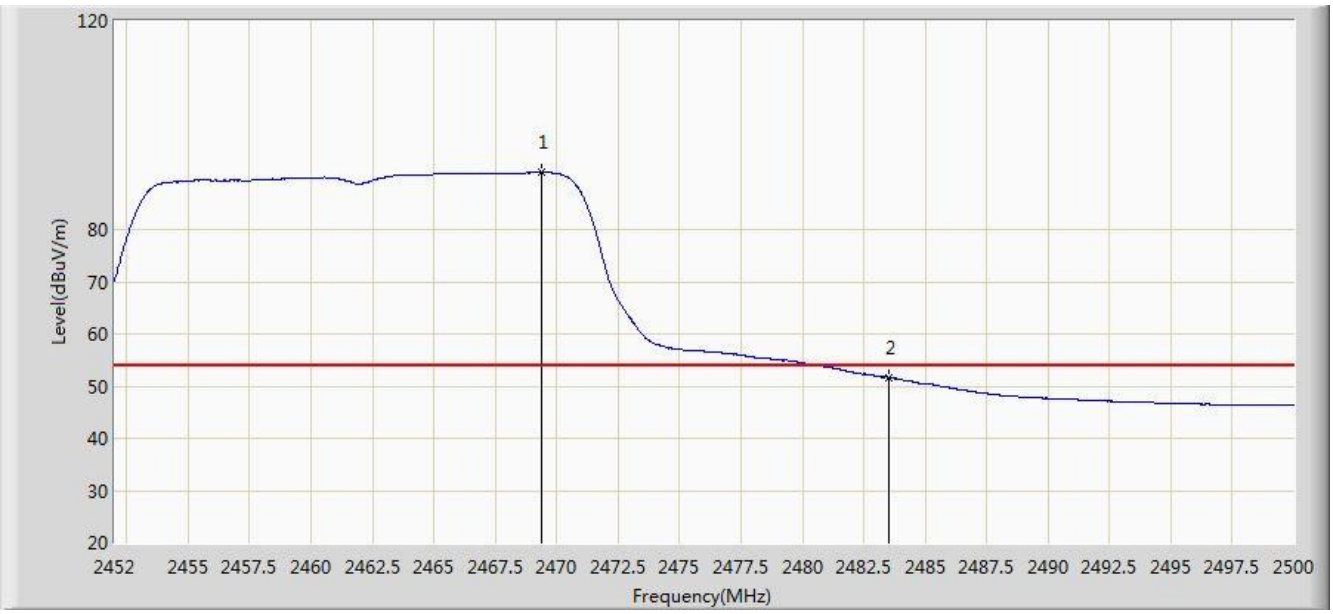

No	Flag	Mark	Frequency (MHz)	Measure Level (dBuV/m)	Reading Level (dBuV)	Over Limit (dB)	Limit (dBuV/m)	Factor (dB)	Type
1		*	2469.400	90.971	59.816	N/A	N/A	31.154	AV
2			2483.500	51.617	20.424	-2.383	54.000	31.194	AV

Note: Measure Level (dBμV/m) = Reading Level (dBμV) + Factor (dB)

Factor (dB) = Cable Loss (dB) + Antenna Factor (dB/m).

Site: AC1	Time: 2016/11/26 - 00:30
Limit: FCC_Part15.209_RE(3m)	Engineer: Jone Zhang
Probe: BBHA9120D_1-18GHz	Polarity: Vertical
EUT: MID	Power: AC 120V/60Hz
Test Mode: Transmit by 802.11n-HT20 at channel 2462MHz Ant 0 + 1	

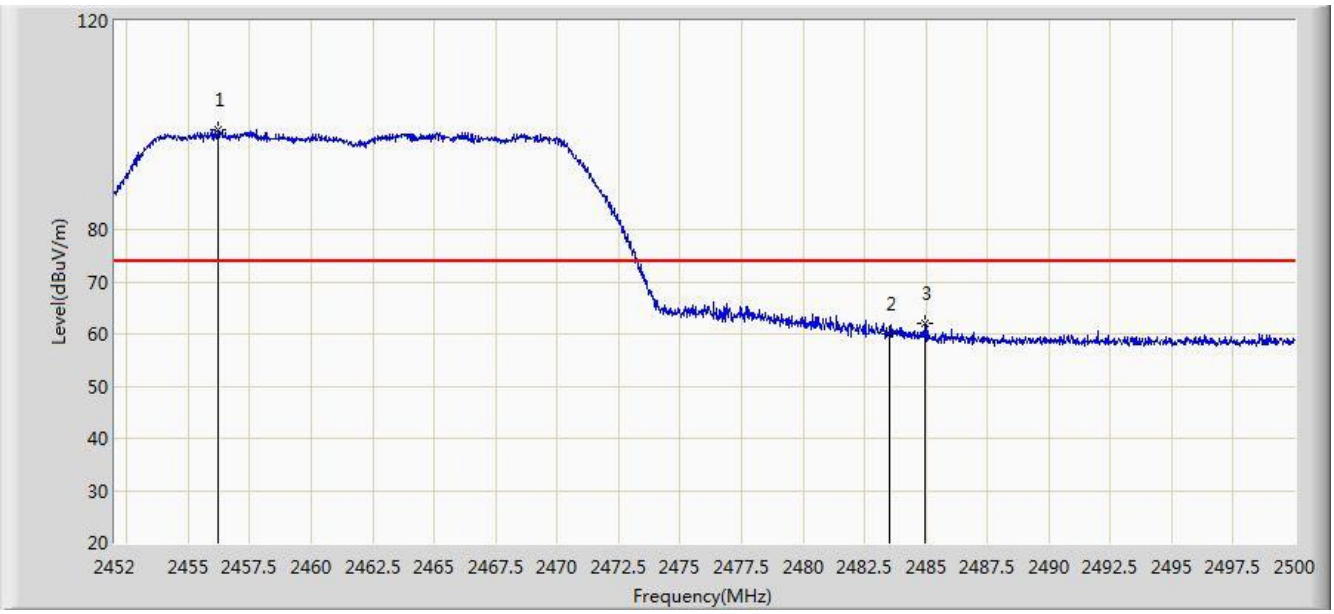

No	Flag	Mark	Frequency (MHz)	Measure Level (dBuV/m)	Reading Level (dBuV)	Over Limit (dB)	Limit (dBuV/m)	Factor (dB)	Type
1		*	2456.224	99.187	68.062	N/A	N/A	31.125	PK
2			2483.500	59.864	28.671	-14.136	74.000	31.194	PK
3			2484.952	61.982	30.785	-12.018	74.000	31.197	PK

Note: Measure Level (dBμV/m) = Reading Level (dBμV) + Factor (dB)

Factor (dB) = Cable Loss (dB) + Antenna Factor (dB/m).

Site: AC1	Time: 2016/11/26 - 00:32
Limit: FCC_Part15.209_RE(3m)	Engineer: Jone Zhang
Probe: BBHA9120D_1-18GHz	Polarity: Vertical
EUT: MID	Power: AC 120V/60Hz
Test Mode: Transmit by 802.11n-HT20 at channel 2462MHz Ant 0 + 1	

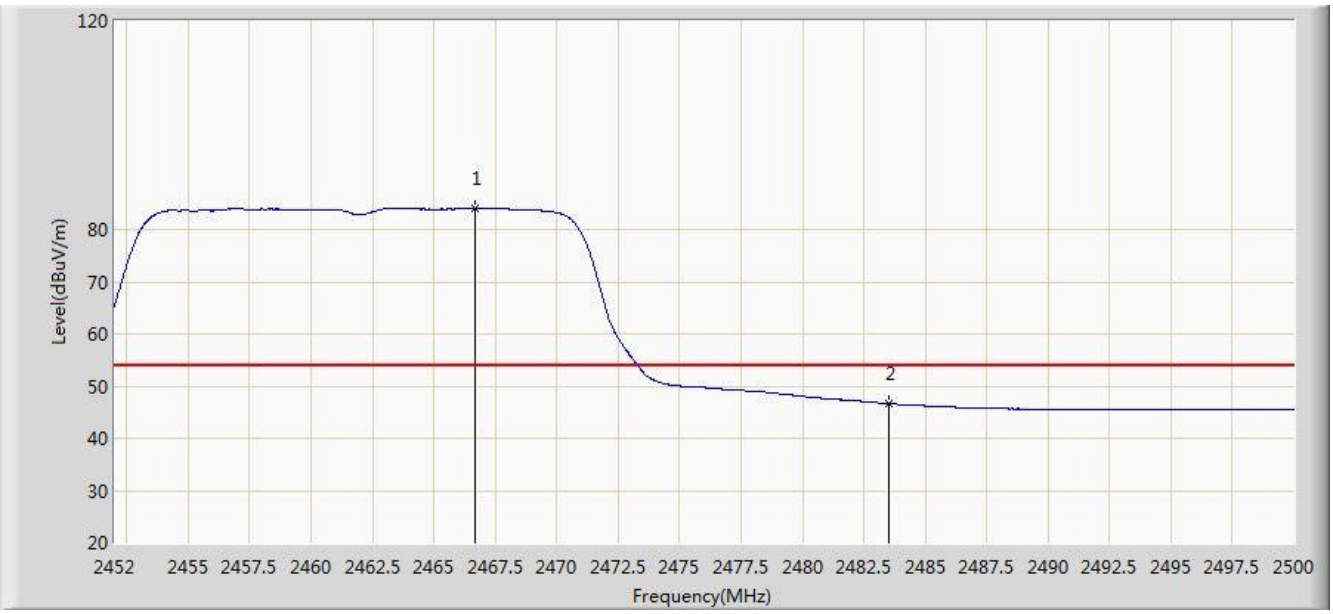

No	Flag	Mark	Frequency (MHz)	Measure Level (dBuV/m)	Reading Level (dBuV)	Over Limit (dB)	Limit (dBuV/m)	Factor (dB)	Type
1		*	2466.688	84.143	52.996	N/A	N/A	31.147	AV
2			2483.500	46.660	15.467	-7.340	54.000	31.194	AV

Note: Measure Level (dBμV/m) = Reading Level (dBμV) + Factor (dB)

Factor (dB) = Cable Loss (dB) + Antenna Factor (dB/m).

Site: AC1	Time: 2016/11/26 - 00:42
Limit: FCC_Part15.209_RE(3m)	Engineer: Jone Zhang
Probe: BBHA9120D_1-18GHz	Polarity: Horizontal
EUT: MID	Power: AC 120V/60Hz
Test Mode: Transmit by 802.11n-HT40 at channel 2422MHz Ant 0 + 1	

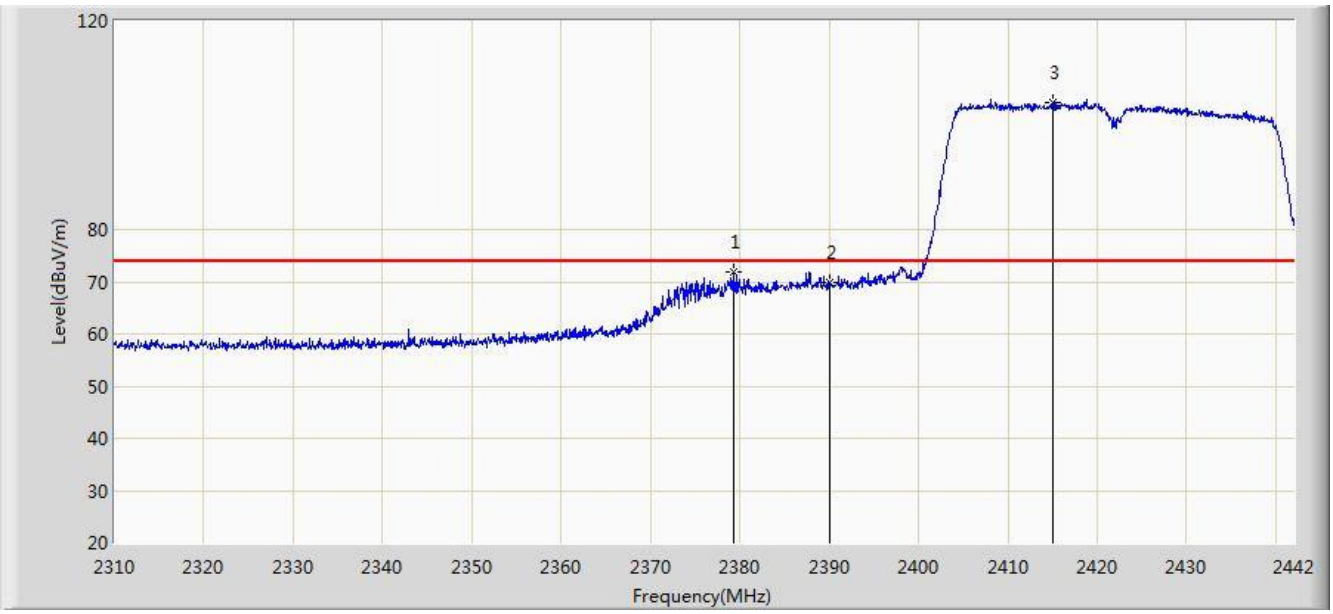

No	Flag	Mark	Frequency (MHz)	Measure Level (dBuV/m)	Reading Level (dBuV)	Over Limit (dB)	Limit (dBuV/m)	Factor (dB)	Type
1			2379.366	71.916	40.694	-2.084	74.000	31.222	PK
2			2390.000	69.777	38.574	-4.223	74.000	31.203	PK
3		*	2415.006	104.379	73.215	N/A	N/A	31.165	PK

Note: Measure Level (dBμV/m) = Reading Level (dBμV) + Factor (dB)

Factor (dB) = Cable Loss (dB) + Antenna Factor (dB/m).

Site: AC1	Time: 2016/11/26 - 00:41
Limit: FCC_Part15.209_RE(3m)	Engineer: Jone Zhang
Probe: BBHA9120D_1-18GHz	Polarity: Horizontal
EUT: MID	Power: AC 120V/60Hz
Test Mode: Transmit by 802.11n-HT40 at channel 2422MHz Ant 0 + 1	

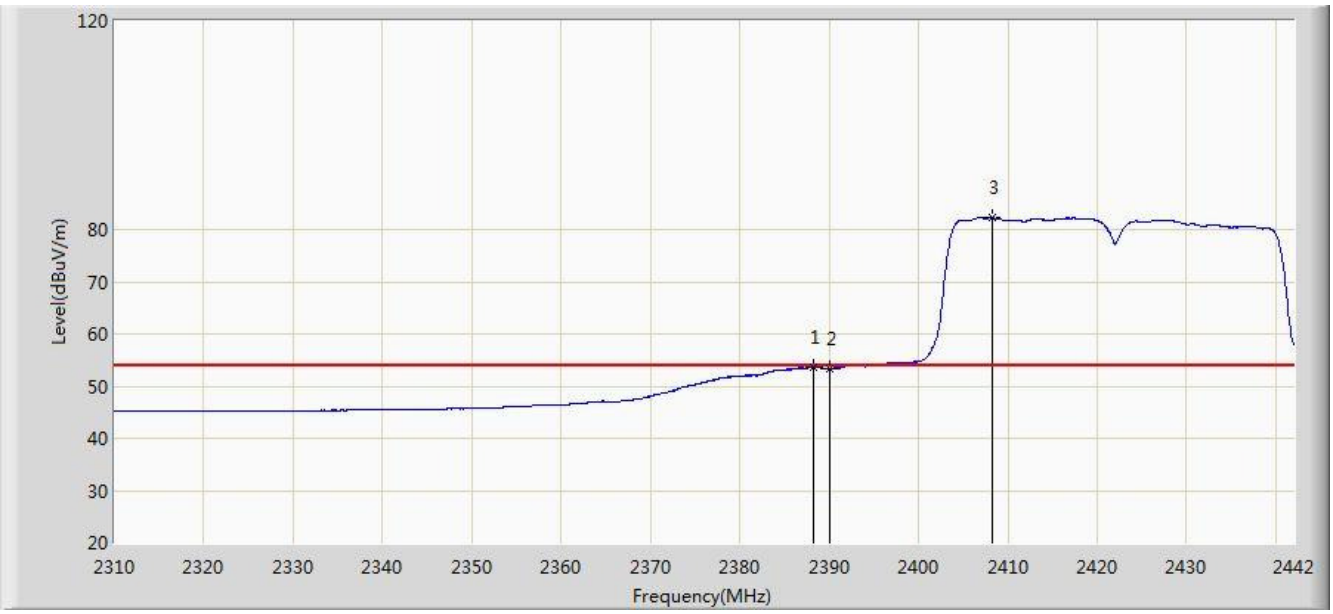

No	Flag	Mark	Frequency (MHz)	Measure Level (dBuV/m)	Reading Level (dBuV)	Over Limit (dB)	Limit (dBuV/m)	Factor (dB)	Type
1			2388.276	53.675	22.469	-0.325	54.000	31.206	AV
2			2390.000	53.408	22.205	-0.592	54.000	31.203	AV
3		*	2408.274	82.269	54.709	N/A	N/A	27.560	AV

Note: Measure Level (dBμV/m) = Reading Level (dBμV) + Factor (dB)

Factor (dB) = Cable Loss (dB) + Antenna Factor (dB/m).

Site: AC1	Time: 2016/11/26 - 00:43
Limit: FCC_Part15.209_RE(3m)	Engineer: Jone Zhang
Probe: BBHA9120D_1-18GHz	Polarity: Vertical
EUT: MID	Power: AC 120V/60Hz
Test Mode: Transmit by 802.11n-HT40 at channel 2422MHz Ant 0 + 1	

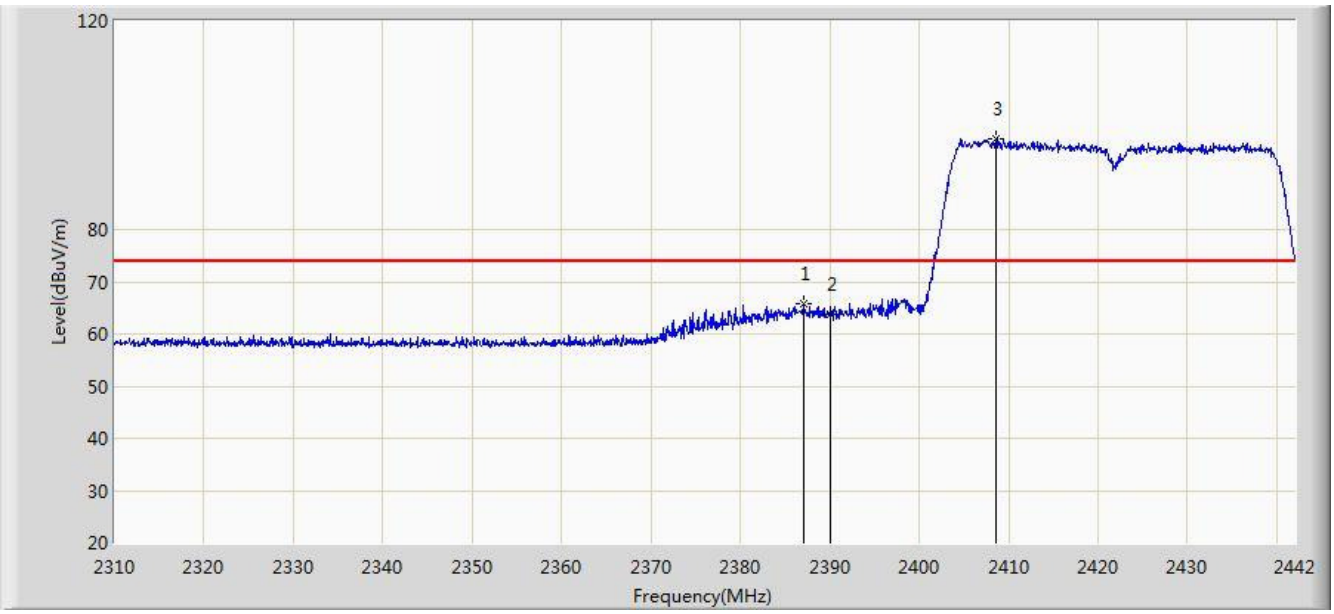

No	Flag	Mark	Frequency (MHz)	Measure Level (dBuV/m)	Reading Level (dBuV)	Over Limit (dB)	Limit (dBuV/m)	Factor (dB)	Type
1			2387.022	65.778	34.570	-8.222	74.000	31.209	PK
2			2390.000	63.900	32.697	-10.100	74.000	31.203	PK
3		*	2408.604	97.378	66.203	N/A	N/A	31.174	PK

Note: Measure Level (dBμV/m) = Reading Level (dBμV) + Factor (dB)

Factor (dB) = Cable Loss (dB) + Antenna Factor (dB/m).

Site: AC1	Time: 2016/11/26 - 00:45
Limit: FCC_Part15.209_RE(3m)	Engineer: Jone Zhang
Probe: BBHA9120D_1-18GHz	Polarity: Vertical
EUT: MID	Power: AC 120V/60Hz
Test Mode: Transmit by 802.11n-HT40 at channel 2422MHz Ant 0 + 1	

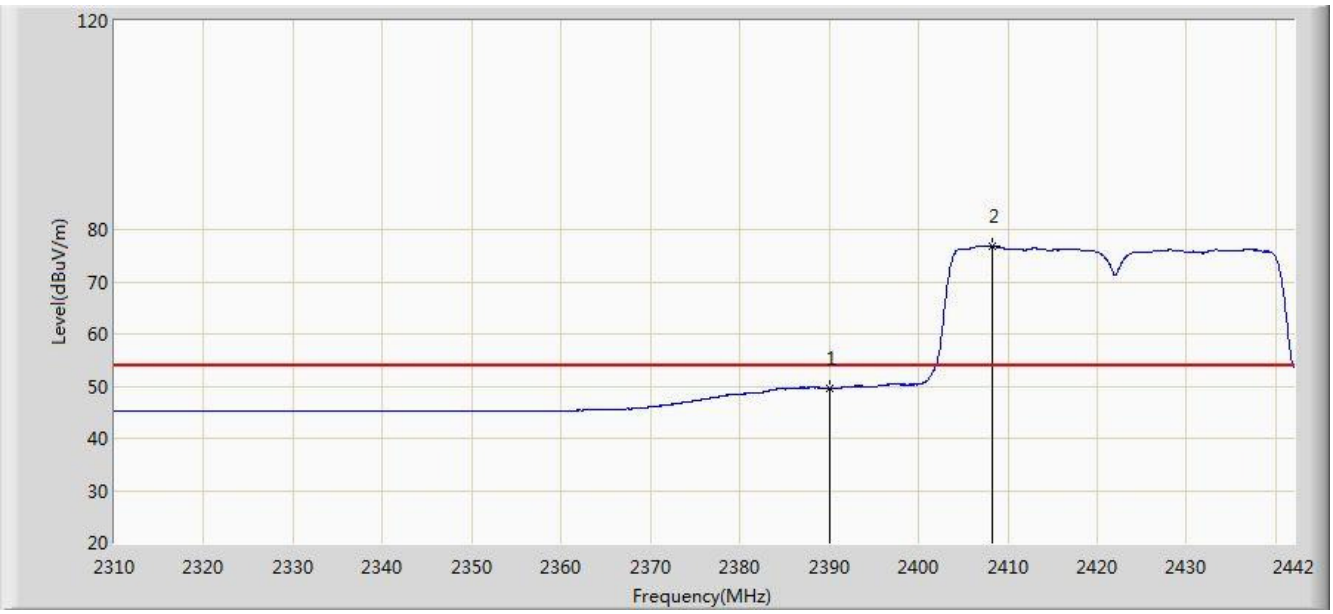

No	Flag	Mark	Frequency (MHz)	Measure Level (dBuV/m)	Reading Level (dBuV)	Over Limit (dB)	Limit (dBuV/m)	Factor (dB)	Type
1			2390.000	49.533	18.330	-4.467	54.000	31.203	AV
2		*	2408.274	76.878	45.703	N/A	N/A	31.175	AV

Note: Measure Level (dBμV/m) = Reading Level (dBμV) + Factor (dB)

Factor (dB) = Cable Loss (dB) + Antenna Factor (dB/m).

Site: AC1	Time: 2016/11/26 - 00:55
Limit: FCC_Part15.209_RE(3m)	Engineer: Jone Zhang
Probe: BBHA9120D_1-18GHz	Polarity: Horizontal
EUT: MID	Power: AC 120V/60Hz
Test Mode: Transmit by 802.11n-HT40 at channel 2452MHz Ant 0 + 1	

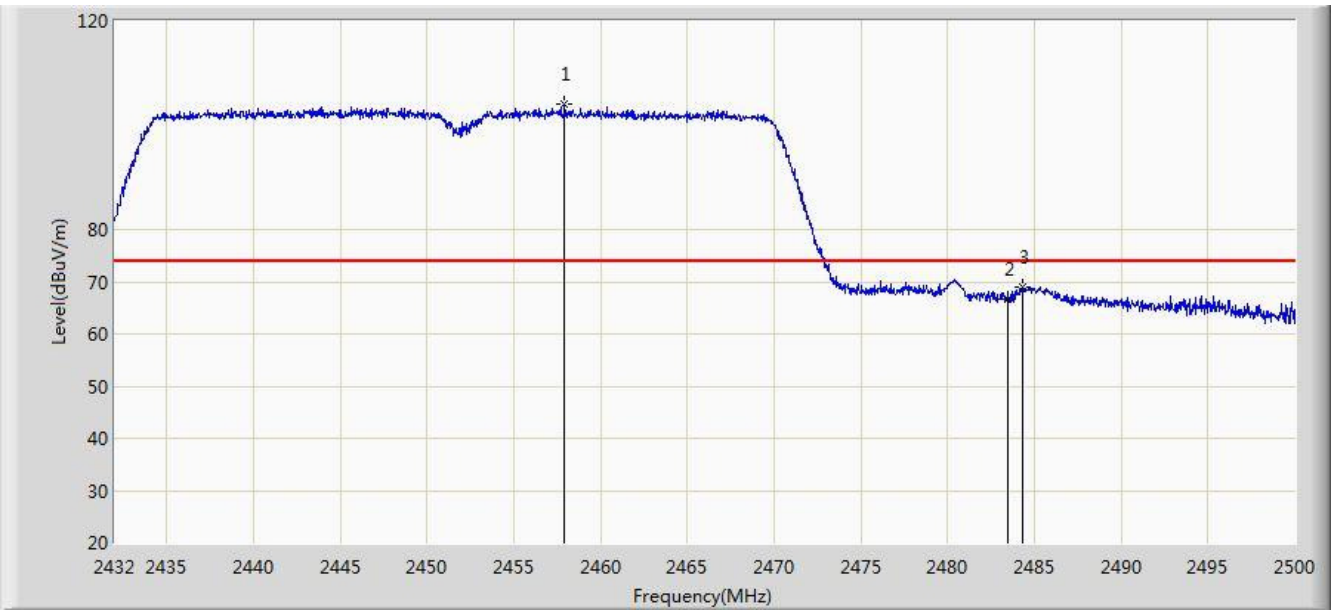

No	Flag	Mark	Frequency (MHz)	Measure Level (dBuV/m)	Reading Level (dBuV)	Over Limit (dB)	Limit (dBuV/m)	Factor (dB)	Type
1		*	2457.942	103.948	72.820	N/A	N/A	31.128	PK
2			2483.500	66.626	35.433	-7.374	74.000	31.194	PK
3			2484.326	68.871	37.676	-5.129	74.000	31.195	PK

Note: Measure Level (dBμV/m) = Reading Level (dBμV) + Factor (dB)

Factor (dB) = Cable Loss (dB) + Antenna Factor (dB/m).

Site: AC1	Time: 2016/11/26 - 00:55
Limit: FCC_Part15.209_RE(3m)	Engineer: Jone Zhang
Probe: BBHA9120D_1-18GHz	Polarity: Horizontal
EUT: MID	Power: AC 120V/60Hz
Test Mode: Transmit by 802.11n-HT40 at channel 2452MHz Ant 0 + 1	

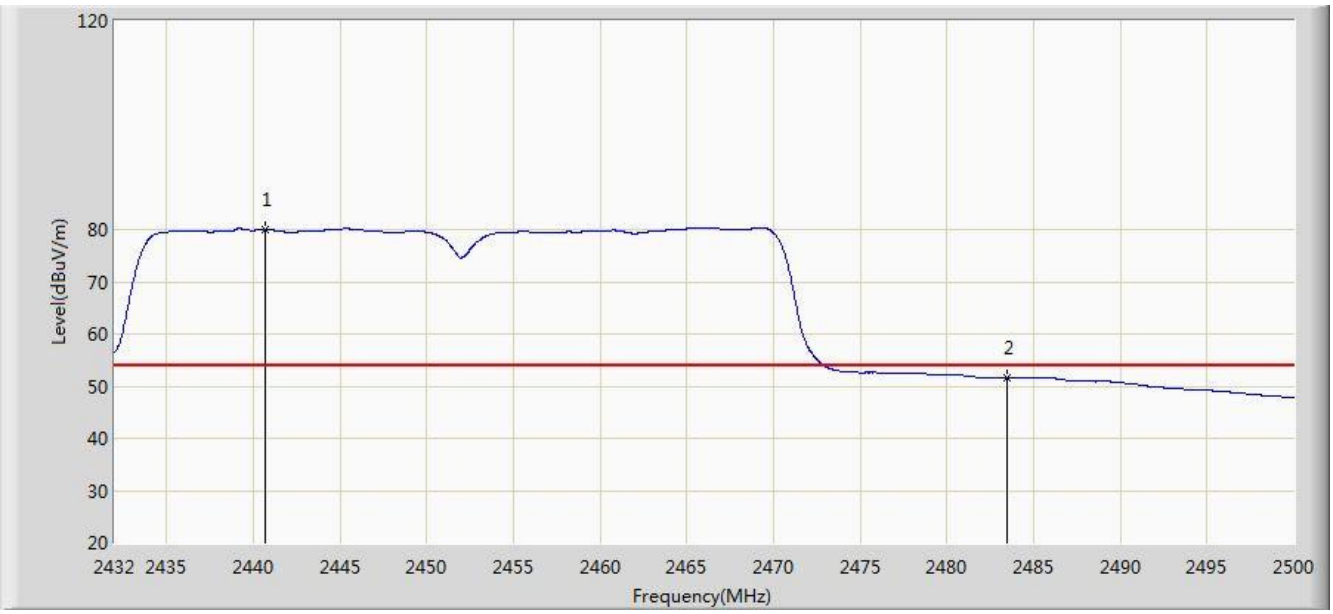

No	Flag	Mark	Frequency (MHz)	Measure Level (dBuV/m)	Reading Level (dBuV)	Over Limit (dB)	Limit (dBuV/m)	Factor (dB)	Type
1		*	2440.670	80.096	48.979	N/A	N/A	31.117	AV
2			2483.500	51.693	20.500	-2.307	54.000	31.194	AV

Note: Measure Level (dBμV/m) = Reading Level (dBμV) + Factor (dB)

Factor (dB) = Cable Loss (dB) + Antenna Factor (dB/m).

Site: AC1	Time: 2016/11/26 - 00:57
Limit: FCC_Part15.209_RE(3m)	Engineer: Jone Zhang
Probe: BBHA9120D_1-18GHz	Polarity: Vertical
EUT: MID	Power: AC 120V/60Hz
Test Mode: Transmit by 802.11n-HT40 at channel 2452MHz Ant 0 + 1	

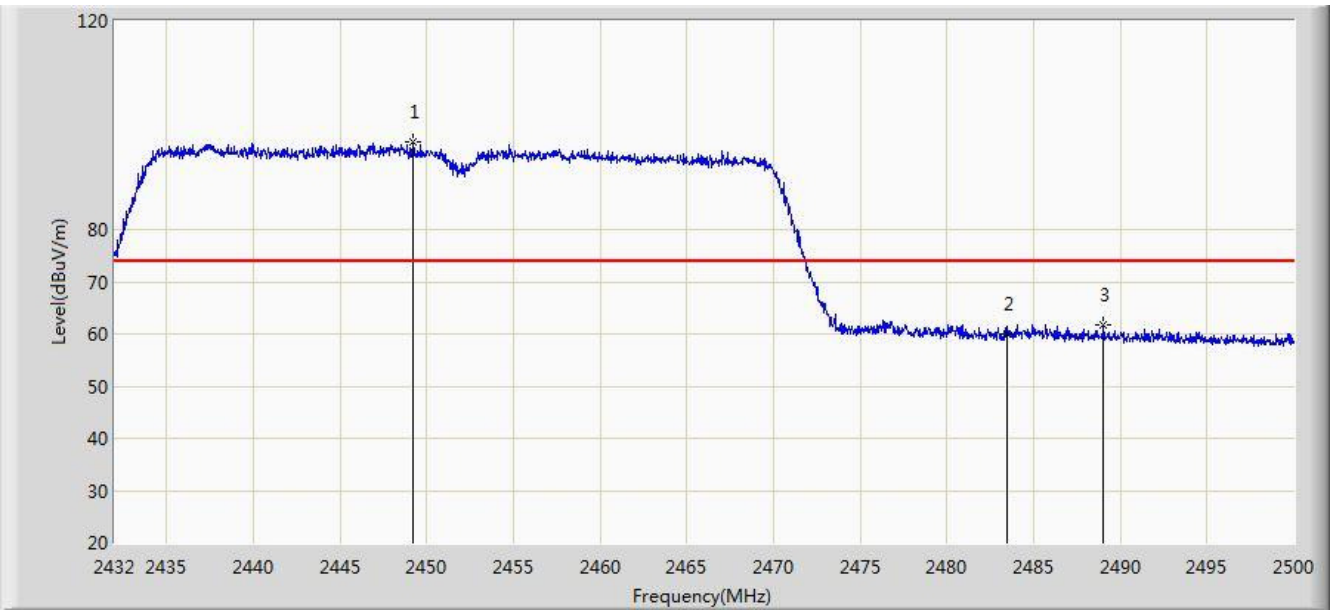

No	Flag	Mark	Frequency (MHz)	Measure Level (dBuV/m)	Reading Level (dBuV)	Over Limit (dB)	Limit (dBuV/m)	Factor (dB)	Type
1		*	2449.204	96.932	65.819	N/A	N/A	31.113	PK
2			2483.500	60.022	28.829	-13.978	74.000	31.194	PK
3			2489.018	61.606	30.398	-12.394	74.000	31.208	PK

Note: Measure Level (dBμV/m) = Reading Level (dBμV) + Factor (dB)

Factor (dB) = Cable Loss (dB) + Antenna Factor (dB/m).

Site: AC1	Time: 2016/11/26 - 00:59
Limit: FCC_Part15.209_RE(3m)	Engineer: Jone Zhang
Probe: BBHA9120D_1-18GHz	Polarity: Vertical
EUT: MID	Power: AC 120V/60Hz
Test Mode: Transmit by 802.11n-HT40 at channel 2452MHz Ant 0 + 1	

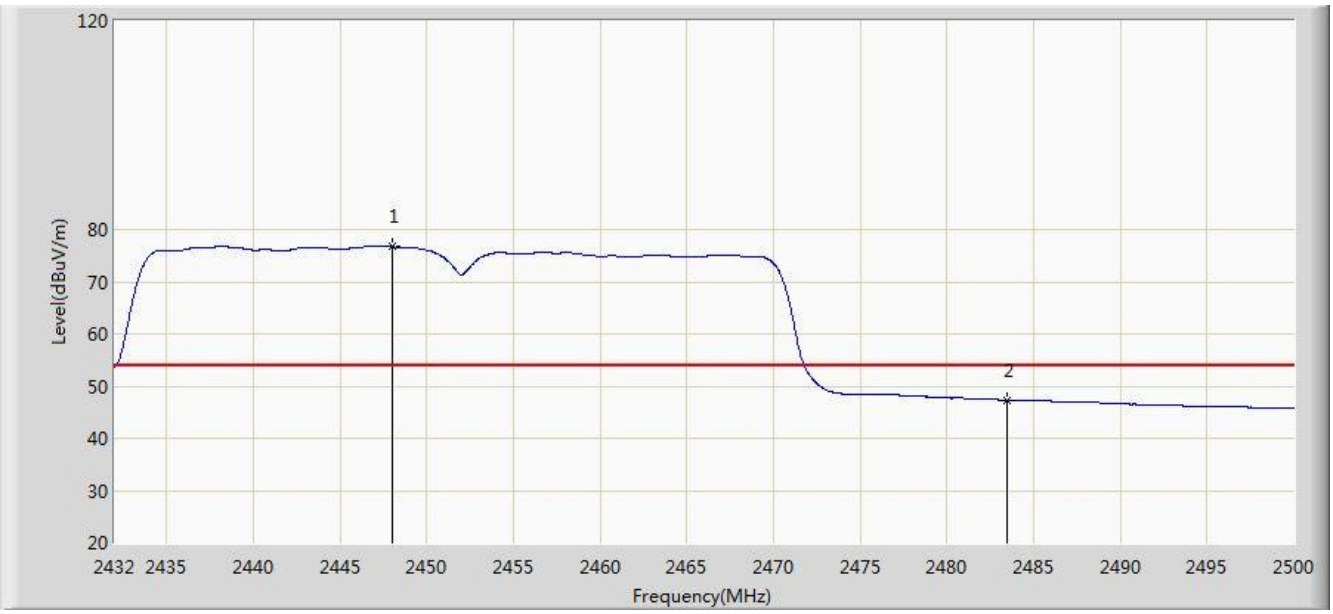

No	Flag	Mark	Frequency (MHz)	Measure Level (dBuV/m)	Reading Level (dBuV)	Over Limit (dB)	Limit (dBuV/m)	Factor (dB)	Type
1		*	2448.048	76.702	45.592	N/A	N/A	31.111	AV
2			2483.500	47.327	16.134	-6.673	54.000	31.194	AV

Note: Measure Level (dBμV/m) = Reading Level (dBμV) + Factor (dB)

Factor (dB) = Cable Loss (dB) + Antenna Factor (dB/m).

7.8. AC Conducted Emissions Measurement

7.8.1. Test Limit

FCC Part 15 Subpart C Paragraph 15.207 Limits		
Frequency (MHz)	QP (dBuV)	AV (dBuV)
0.15 - 0.50	66 - 56	56 – 46
0.50 - 5.0	56	46
5.0 - 30	60	50

Note 1: The lower limit shall apply at the transition frequencies.

Note 2: The limit decreases linearly with the logarithm of the frequency in the range 0.15MHz to 0.5MHz.
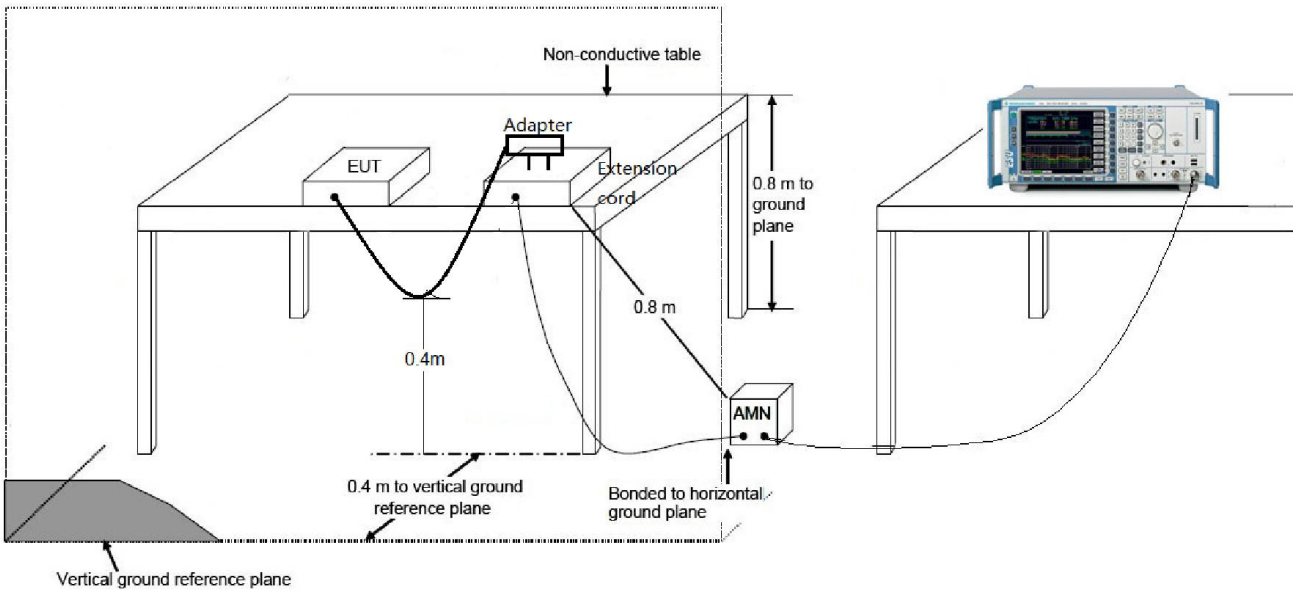
7.8.2. Test Setup