FCC ID:2AEZ4WXC08

User manual

97.05 mm

100.00 mm

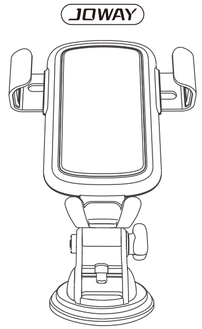

WXC08 WIRELESS CHARGER

Product Introduction

After optimization, it can charge for the equipment with Qi, safe and enjoyable charging.

Product Appearance

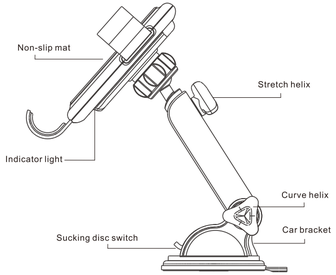

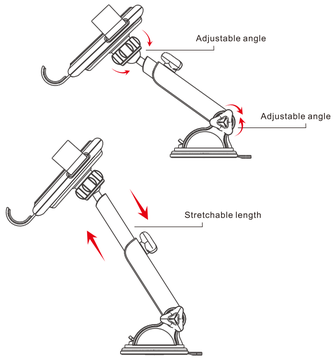

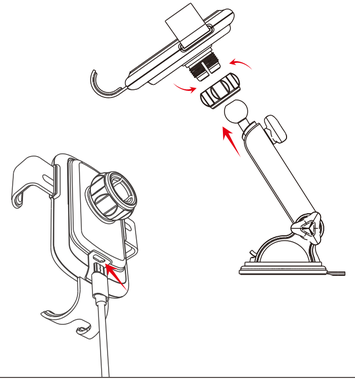

Operation specification

Tear off protective films | Open the switch | Put the mobile phone on the bracket. | Press the switch

Finished

Uninstall

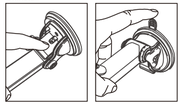

1. Open the switch 2. Take the silicone in the bottom

Applicable:

1.Support iPhone with wireless charging function.
iPhone 8，iPhone 8 Plus，iPhone X，iPhone XR，iPhone XS，iPhone XS MAX

2.Support android mobile with wireless charging function.
Samsung：S6，S7，S8，S8+，S9，S9+，Note 8，Note 9 etc.
Huawei：Mate 20 Pro，Mate RS，Mate 20 RS
MIUI：Mix 2S，Mix 3
Google：Nexus 6，Pixel 3，Pixel 3XL
LG：G6，G6+，G7，G7 ThinQ，G7+ThinQ，V35，V40 ThinQ

3.Mobile phones with wireless charging function.
(Notes: All the equipment must support Qi standard.)

Parameter specification:

Name: Care Bracket Wireless Charger Output: 9V/1.67A 5V/2A
Mode: WXC08 Output power: 5W, 7.5W, 10W Installation: sucking disc
Applicable modes: Main stream mobile phone Applicable scene: Desk, console

Notice:

Please use charger and data cable with matching power to ensure charging efficiency.
Please take off the phone case when it is charging to ensure the charging efficiency.

FCC Warning

This device complies with part 15 of the FCC Rules. Operation is subject to the following two conditions:
(1) This device may not cause harmful interference, and
(2) this device must accept any interference received, including interference that may cause undesired operation.

Any Changes or modifications not expressly approved by the party responsible for compliance could void the user's authority to operate the equipment.

Note: This equipment has been tested and found to comply with the limits for a Class B digital device, pursuant to part 15 of the FCC Rules. These limits are designed to provide reasonable protection against harmful interference in a residential installation. This equipment generates uses and can radiate radio frequency energy and, if not installed and used in accordance with the instructions, may cause harmful interference to radio communications. However, there is no guarantee that interference will not occur in a particular installation. If this equipment does cause harmful interference to radio or television reception, which can be determined by turning the equipment off and on, the user is encouraged to try to correct the interference by one or more of the following measures:

-Reorient or relocate the receiving antenna.
-Increase the separation between the equipment and receiver.
-Connect the equipment into an outlet on a circuit different from that to which the receiver is connected.
-Consult the dealer or an experienced radio/TV technician for help.

This equipment complies with FCC radiation exposure limits set forth for an uncontrolled environment. This equipment should be installed and operated with minimum distance 20cm between the radiator & your body.