出血尺寸: 303*146mm
裁切尺寸: 297*140mm
折　　叠: 2次

Notice to Operation

1. Bosma Cloud Smart Scale applies bioelectrical impedance analysis method to estimate body composition. In order to maintain consistent measurement, comparability, and accuracy, we recommend that users take the measurement at approximately the same time of the day and under the similar conditions. In addition, please avoid the following situations when taking the measurement :
   - Right after a heavy meal
   - Right after intensive exercise
   - Right after a hot bath, shower, or sauna
   - Right after drinking large amount of liquid such as water or alcohol drink
   - Feeling illness

   For best result, please take the measurement with the Smart Scale at the following times:
   - After waking up in the morning
   - Before bedtime in the evening
   - One hour after each meal
2. Place the Smart Scale on solid ground services such as hardwood floor or marble floor (not on soft surfaces such as carpet) and turn on the power first. Please turn the power off if the scale is not to be used for a long period of time.
3. When taking measurement, please stand on the scale at ease with clean bare feet, distribute weight evenly on both feet, and wear light clothes. Please see the picture below for foot positions.
4. The built-in lithium-ion battery for your Smart Scale can only be charged when the power is switched on.

Product Introduction

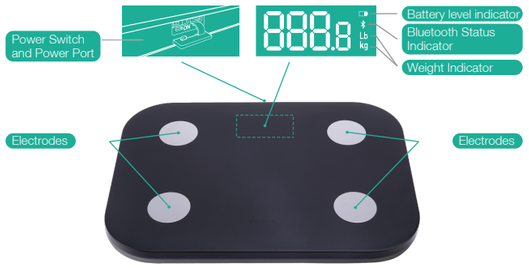

How To Use It

Step 1　App Installation

Scan the following QR code to download the smart scale app of Android or iOS. (System required: Android 4.3 and above, iOS 7.0 and above,Bluetooth 4.0 and above)

Android　　IOS

Step 2　Set Up Your Preference

After entering the smart scale app, please fill in your information as Height, age and etc.so that the 8 test datas and the comprehensive evaluation result are more acurate. The smart scale also supports the design of caring for children and pregnant women, and gives more targeted recommendations.

Step 3　Switch on the power on the Smart Scale and turn on the bluetooth on the mobile device (such as smartphone or pad).

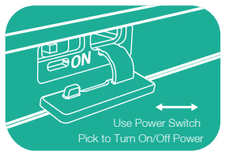

Power Switch Pick

Step 4　Device Connection

After setting up your pereference, the app will come to the bluetooth connection guide page.

" Auto-connection":
The app will automatically search and connect the Bosma Smart Scale nearby.

" Manual-connection":
Enter the bluetooth device search page, the smart scale can be found and please do the connection manually.

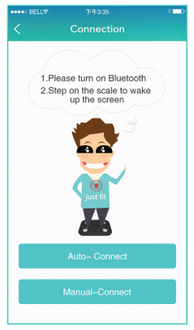

⚠ After successful bluetooth connection, the app will automatically connect to the scale next time when the user opens the app. The user can also do the scale connection at the sidebar Connection.

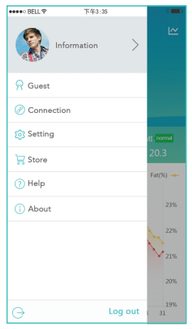

Step 5　8 Data Analysis, 30 Day Trend

When your smartphone find the SmartScale, Please stand on the scale with bare feet, and wait for the weight value staying on after flashing for three times. After the measurement is completed, the analysis of the indicators and health recommendatios can be seen on the APP.

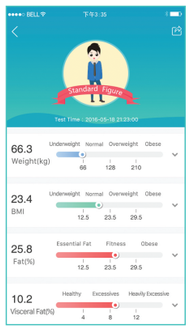

WARNING

Please do not use the Smart Scale if you have one or more of the following conditions:

- Using a pacemaker
- Having an artificial heart to support life
- Wearing an Electrocardiograph device

People with the following conditions may not have accurate measurement of body composition because of change of proportion of body liquid such as water and deviation from average values (physicians' advice recommended):

- Young children
- People with medical conditions
- Pregnant women

SUPPORT

Contact the Bosma customer support team if you have any questions about your Bosma Cloud Smart Scale.

support@bosmausa.com / www.bosmausa.com / 1-800-976-0881

Bosma offers a one year limited warranty on all products, for details please visit www.bosmausa.com.

Caution: The user is cautioned that changes or modifications not expressly approved by the party responsible for compliance could void the user's authority to operate the equipment.

This device complies with Part 15 of the FCC Rules. Operation is subject to the following two conditions: (1) this device may not cause harmful interference, and (2) this device must accept any interference received, including interference that may cause undesired operation.

NOTE: This equipment has been tested and found to comply with the limits for a Class B digital device, pursuant to Part 15 of the FCC Rules. These limits are designed to provide reasonable protection against harmful interference in a residential installation. This equipment generates, uses and can radiate radio frequency energy and, if not installed and used in accordance with the instructions, may cause harmful interference to radio communications. However, there is no guarantee that interference will not occur in a particular installation.

If this equipment does cause harmful interference to radio or television reception, which can be determined by turning the equipment off and on, the user is encouraged to try to correct the interference by one or more of the following measures:

-- Reorient or relocate the receiving antenna.
-- Increase the separation between the equipment and receiver.
-- Connect the equipment into an outlet on a circuit different from that to which the receiver is connected.
-- Consult the dealer or an experienced radio/TV technician for help.

FCC Radiation Exposure Statement:
This equipment complies with FCC radiation exposure limits set forth for an uncontrolled environment.

This transmitter must not be co-located or operating in conjunction with any other antenna or transmitter.

BOSMA

Cloud Smart Scale

WS008A
WS008B
WS008C
WS009D

USER GUIDE

说明书折叠示意图:

正面 ▶	1	2	3	4
反面 ▶	5	6	7	封面

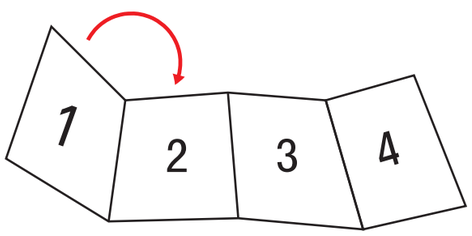

1号往2号折叠

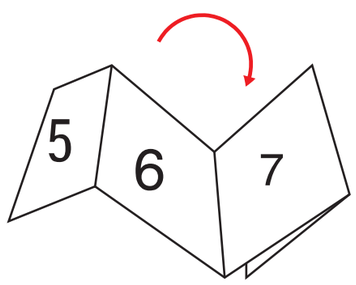

6号往7号折叠

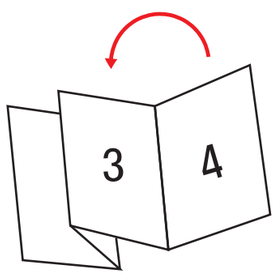

4号往3号折叠

折叠后完成图