Date: 2025-01-04

#01_WLAN2.4GHz_802.11b 1Mbps_Back_10mm_Ch11

Communication System: IEEE 802.11b WiFi 2.4 GHz; Frequency: 2462.000 MHz
Medium: HSL_2450_250104 Medium parameters used: f= 2462.000 MHz; σ= 1.89 S/m; ε_r = 39.0
Ambient Temperature: 23.3°C; Liquid Temperature: 22.3°C

DASY8 Configuration:
- Probe: EX3DV4 - SN7814; ConvF(7.01, 6.71, 6.88); Calibrated: 2024-06-20
- Sensor-Surface: 1.4 mm
- Electronics: DAE4ip Sn1800; Calibrated: 2024-06-18
- Phantom: ELI V8.0 (20deg probe tilt); Serial: 2204; Section: Flat
- Measurement Software: 16.2.4.2524
- UID: WLAN, 10415-AAA

Area Scan (120.0 mm x 220.0 mm): Measurement Grid: 10.0 mm x 10.0 mm
SAR (1g) = 0.288 W/kg; SAR (10g) = 0.157 W/kg;

Zoom Scan (30.0 mm x 30.0 mm x 30.0 mm): Measurement Grid: 5.0 mm x 5.0 mm x 1.5 mm
Power Drift = 0.14 dB
SAR (1g) = 0.199 W/kg; SAR (8g) = 0.123 W/kg; SAR (10g) = 0.114 W/kg
Smallest distance from peaks to all points 3 dB below = 19.9 mm
Ratio of SAR at M2 to SAR at M1 = 79.2 %

Zoom Scan (30.0 mm x 30.0 mm x 30.0 mm): Measurement Grid: 5.0 mm x 5.0 mm x 1.5 mm
Power Drift = 0.14 dB
SAR (1g) = 0.290 W/kg; SAR (8g) = 0.173 W/kg; SAR (10g) = 0.160 W/kg
Smallest distance from peaks to all points 3 dB below = 19.9 mm
Ratio of SAR at M2 to SAR at M1 = 79.2 %

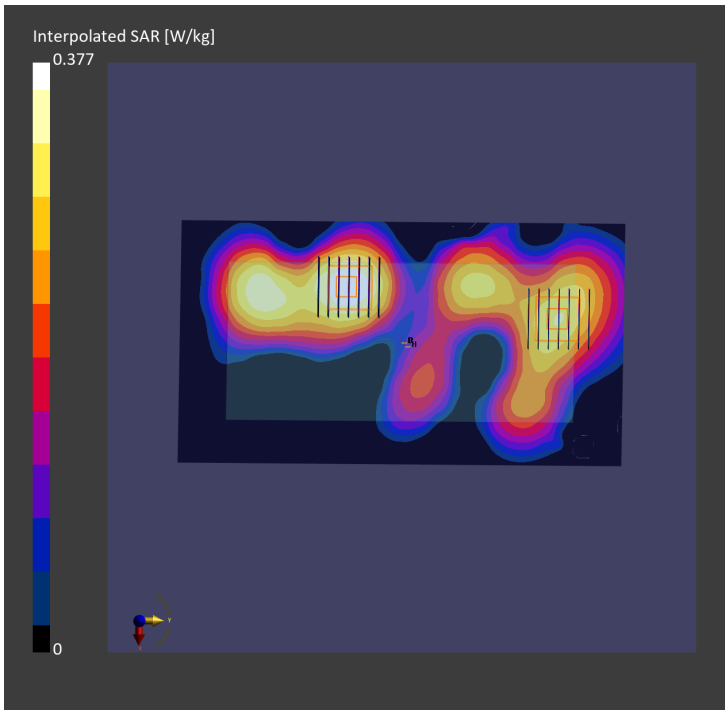

Date: 2025-01-04

#02_WLAN5GHz_802.11ac-VHT160 MCS0_Back_10mm_Ch50

Communication System: IEEE 802.11ac WiFi; Frequency: 5250.000 MHz
Medium: HSL_5G_250104 Medium parameters used: f= 5250.000 MHz; σ= 4.74 S/m; ε_r = 36.5
Ambient Temperature: 23.3°C; Liquid Temperature: 22.3°C

DASY8 Configuration:
- Probe: EX3DV4 - SN7814; ConvF(5.59, 5.35, 5.48); Calibrated: 2024-06-20
- Sensor-Surface: 1.4 mm
- Electronics: DAE4ip Sn1800; Calibrated: 2024-06-18
- Phantom: ELI V8.0 (20deg probe tilt); Serial: 2204; Section: Flat
- Measurement Software: 16.2.4.2524
- UID: WLAN, 10554-AAE

Area Scan (120.0 mm x 220.0 mm): Measurement Grid: 10.0 mm x 10.0 mm
SAR (1g) = 0.802 W/kg; SAR (10g) = 0.290 W/kg;

Zoom Scan (22.0 mm x 22.0 mm x 22.0 mm): Measurement Grid: 4.0 mm x 4.0 mm x 1.4 mm
Power Drift = -0.18 dB
SAR (1g) = 0.245 W/kg; SAR (8g) = 0.103 W/kg; SAR (10g) = 0.092 W/kg
Smallest distance from peaks to all points 3 dB below = 11.9 mm
Ratio of SAR at M2 to SAR at M1 = 63.7 %

Zoom Scan (22.0 mm x 22.0 mm x 22.0 mm): Measurement Grid: 4.0 mm x 4.0 mm x 1.4 mm
Power Drift = -0.18 dB
SAR (1g) = 0.844 W/kg; SAR (8g) = 0.336 W/kg; SAR (10g) = 0.296 W/kg
Smallest distance from peaks to all points 3 dB below = 11.9 mm
Ratio of SAR at M2 to SAR at M1 = 63.7 %

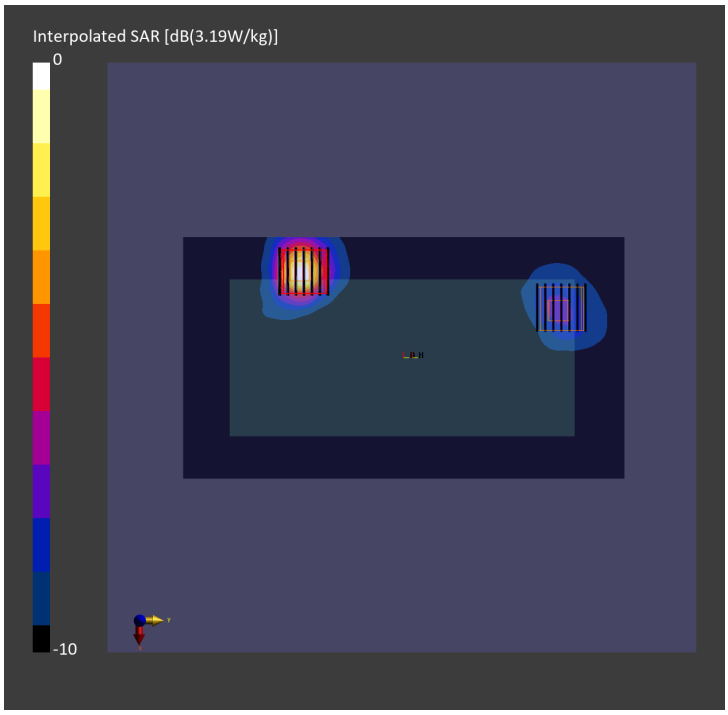

Date: 2025-03-08

#03_WLAN5GHz_802.11ac-VHT160 MCS0_Back_10mm_Ch114

Communication System: IEEE 802.11ac WiFi ; Frequency: 5570.000 MHz
Medium: HSL_5G_250308 Medium parameters used: f= 5570.000 MHz; σ= 4.92 S/m; ε_r = 35.5
Ambient Temperature: 23.8°C; Liquid Temperature: 22.8°C

DASY6 Configuration:
- Probe: EX3DV4 - SN7813; ConvF(4.36, 4.41, 4.76); Calibrated: 2024-05-30
- Sensor-Surface: 1.4 mm
- Electronics: DAE4 Sn1424; Calibrated: 2024-12-19
- Phantom: ELI V5.0 (20deg probe tilt); Serial: 1227; Section: Flat
- Measurement Software: 16.2.4.2524
- UID: WLAN, 10554-AAE

Area Scan (120.0 mm x 220.0 mm): Measurement Grid: 10.0 mm x 10.0 mm
SAR (1g) = 0.974 W/kg; SAR (10g) = 0.337 W/kg;
Zoom Scan (22.0 mm x 22.0 mm x 22.0 mm): Measurement Grid: 4.0 mm x 4.0 mm x 1.4 mm
Power Drift = -0.04 dB
SAR (1g) = 0.433 W/kg; SAR (8g) = 0.175 W/kg; SAR (10g) = 0.156 W/kg
Smallest distance from peaks to all points 3 dB below = 9.1 mm
Ratio of SAR at M2 to SAR at M1 = 61.1 %

Zoom Scan (22.0 mm x 22.0 mm x 22.0 mm): Measurement Grid: 4.0 mm x 4.0 mm x 1.4 mm
Power Drift = -0.04 dB
SAR (1g) = 0.979 W/kg; SAR (8g) = 0.379 W/kg; SAR (10g) = 0.333 W/kg
Smallest distance from peaks to all points 3 dB below = 9.1 mm
Ratio of SAR at M2 to SAR at M1 = 61.1 %

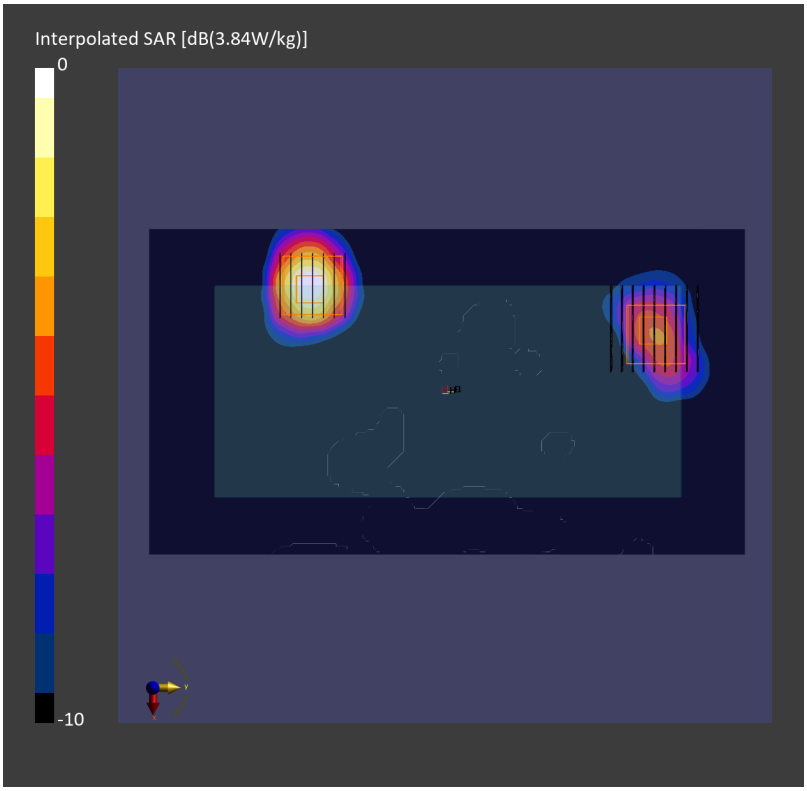

Date: 2025-01-04

#04_WLAN5GHz_802.11ac-VHT80 MCS0_Back_10mm_Ch155

Communication System: IEEE 802.11ac WiFi; Frequency: 5775.000 MHz
Medium: HSL_5G_250104 Medium parameters used: f= 5775.000 MHz; σ= 5.31 S/m; ε_r = 35.8
Ambient Temperature: 23.3°C; Liquid Temperature: 22.3°C

DASY8 Configuration:
- Probe: EX3DV4 - SN7814; ConvF(5.02, 4.8, 4.92); Calibrated: 2024-06-20
- Sensor-Surface: 1.4 mm
- Electronics: DAE4ip Sn1800; Calibrated: 2024-06-18
- Phantom: ELI V8.0 (20deg probe tilt); Serial: 2204; Section: Flat
- Measurement Software: 16.2.4.2524
- UID: WLAN, 10544-AAD

Area Scan (120.0 mm x 220.0 mm): Measurement Grid: 10.0 mm x 10.0 mm
SAR (1g) = 0.923 W/kg; SAR (10g) = 0.336 W/kg;

Zoom Scan (22.0 mm x 22.0 mm x 22.0 mm): Measurement Grid: 4.0 mm x 4.0 mm x 1.4 mm
Power Drift = 0.08 dB
SAR (1g) = 0.158 W/kg; SAR (8g) = 0.056 W/kg; SAR (10g) = 0.048 W/kg
Smallest distance from peaks to all points 3 dB below = 8.4 mm
Ratio of SAR at M2 to SAR at M1 = 58.3 %

Zoom Scan (22.0 mm x 22.0 mm x 22.0 mm): Measurement Grid: 4.0 mm x 4.0 mm x 1.4 mm
Power Drift = 0.08 dB
SAR (1g) = 0.992 W/kg; SAR (8g) = 0.392 W/kg; SAR (10g) = 0.158 W/kg
Smallest distance from peaks to all points 3 dB below = 8.4 mm
Ratio of SAR at M2 to SAR at M1 = 58.3 %

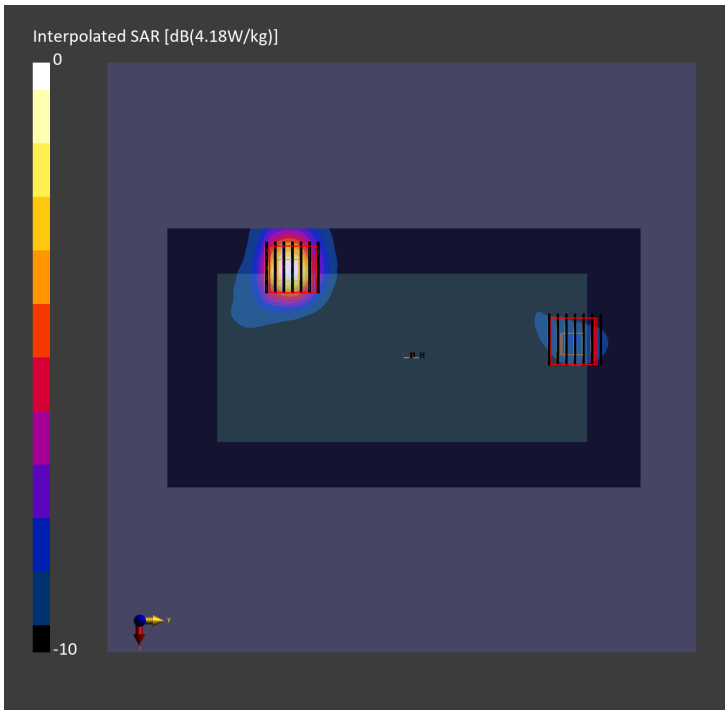

Date: 2025-03-08

#05_WLAN5GHz_802.11ac-VHT160 MCS0_Back_10mm_Ch163

Communication System: IEEE 802.11ac WiFi; Frequency: 5815.000 MHz
Medium: HSL_5G_250308 Medium parameters used: f= 5815.000 MHz; σ= 5.15 S/m; ε_r = 35.2
Ambient Temperature: 23.8°C; Liquid Temperature: 22.8°C

DASY6 Configuration:
- Probe: EX3DV4 - SN7813; ConvF(4.4, 4.45, 4.87); Calibrated: 2024-05-30
- Sensor-Surface: 1.4 mm
- Electronics: DAE4 Sn1424; Calibrated: 2024-12-19
- Phantom: ELI V5.0 (20deg probe tilt); Serial: 1227; Section: Flat
- Measurement Software: 16.2.4.2524
- UID: CW, 10554-AAE

Area Scan (120.0 mm x 220.0 mm): Measurement Grid: 10.0 mm x 10.0 mm

SAR (1g) = 0.728 W/kg; SAR (10g) = 0.259 W/kg;

Zoom Scan (22.0 mm x 22.0 mm x 22.0 mm): Measurement Grid: 4.0 mm x 4.0 mm x 1.4 mm

Power Drift = 0.02 dB
SAR (1g) = 0.119 W/kg; SAR (8g) = 0.046 W/kg; SAR (10g) = 0.040 W/kg
Smallest distance from peaks to all points 3 dB below = 8.7 mm
Ratio of SAR at M2 to SAR at M1 = 60.2 %

Zoom Scan (22.0 mm x 22.0 mm x 22.0 mm): Measurement Grid: 4.0 mm x 4.0 mm x 1.4 mm
Power Drift = 0.02 dB
SAR (1g) = 0.714 W/kg; SAR (8g) = 0.282 W/kg; SAR (10g) = 0.248 W/kg
Smallest distance from peaks to all points 3 dB below = 8.7 mm
Ratio of SAR at M2 to SAR at M1 = 60.2 %

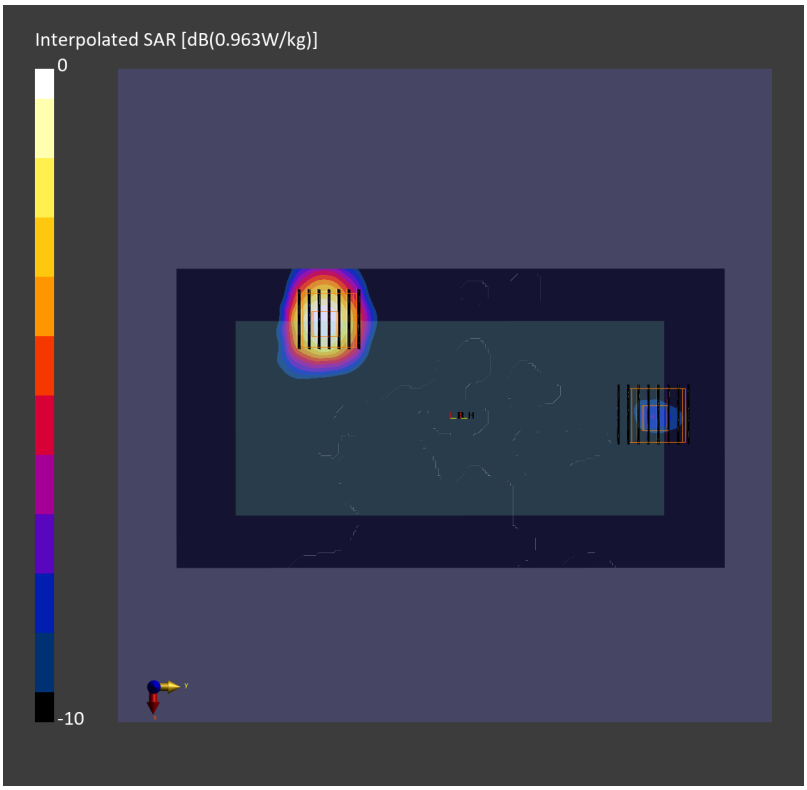
Interpolated SAR [dB(0.963W/kg)]
0
-10

Date: 2025-03-19

#06_WLAN6GHz_802.11ax-HE160 MCS0_Back_10mm_Ch15

Communication System: IEEE 802.11ax ; Frequency: 6025.000 MHz
Medium: HSL_6G_250319 Medium parameters used: f= 6025.000 MHz; σ= 5.54 S/m; ε_r = 35.5
Ambient Temperature: 23.5°C; Liquid Temperature: 22.5°C

DASY8 Configuration:
- Probe: EX3DV4 - SN7791; ConvF(4.81, 5.41, 4.83); Calibrated: 2025-02-19
- Sensor-Surface: 1.4 mm
- Electronics: DAE4 Sn703; Calibrated: 2024-04-22
- Phantom: ELI V8.0 (20deg probe tilt); Serial: 2155; Section: Flat
- Measurement Software: 16.2.4.2524
- UID: WLAN, 10755-AAC

Area Scan (119.0 mm x 204.0 mm): Measurement Grid: 8.5 mm x 8.5 mm

SAR (1g) = 0.177 W/kg; SAR (10g) = 0.064 W/kg;

Zoom Scan (22.0 mm x 22.0 mm x 22.0 mm): Measurement Grid: 3.4 mm x 3.4 mm x 1.4 mm

Power Drift = 0.05 dB
SAR (1g) = 0.170 W/kg; SAR (8g) = 0.068 W/kg; SAR (10g) = 0.060 W/kg
Smallest distance from peaks to all points 3 dB below = 9.3 mm
Ratio of SAR at M2 to SAR at M1 = 51.9 %
psAPD (1.0cm2, sq) = 1.70 [W/m2]; psAPD (4.0cm2, sq) = 1.36 [W/m2]

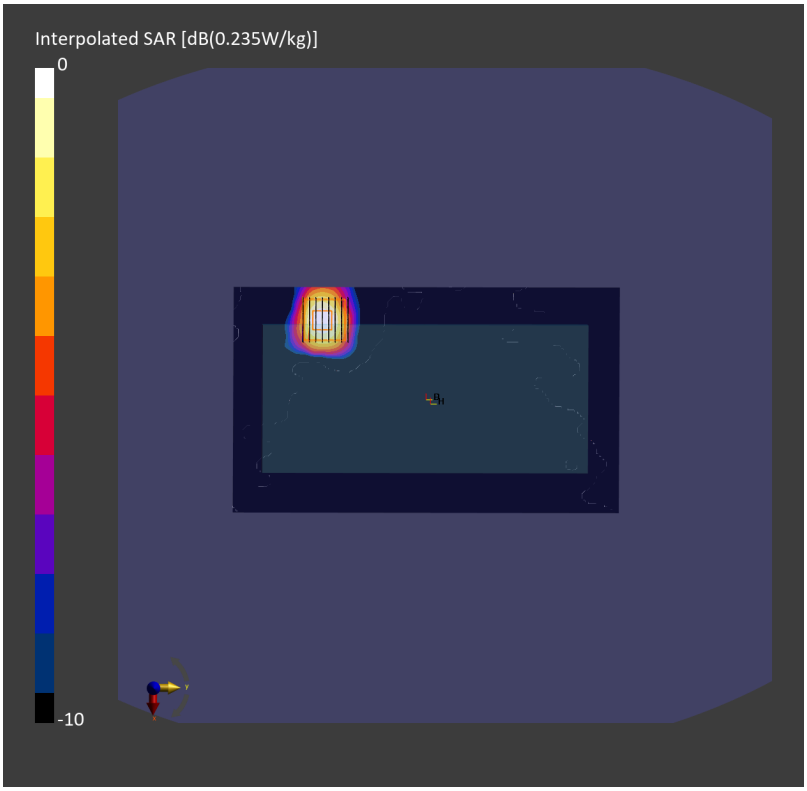

Date: 2025-03-21

#07_Bluetooth_1Mbps_Back_10mm_Ch39

Communication System: IEEE 802.15.1 Bluetooth ; Frequency: 2441.000 MHz
Medium: HSL_2450_250321 Medium parameters used: f= 2441.000 MHz; σ= 1.80 S/m; ε_r = 39.3
Ambient Temperature: 23.5°C; Liquid Temperature: 22.5°C

DASY8 Configuration:
- Probe: EX3DV4 - SN7791; ConvF(6.56, 7.38, 6.59); Calibrated: 2025-02-19
- Sensor-Surface: 1.4 mm
- Electronics: DAE4 Sn1696; Calibrated: 2024-09-03
- Phantom: ELI V8.0 (20deg probe tilt); Serial: 2155; Section: Flat
- Measurement Software: 16.2.4.2524
- UID: Bluetooth, 10032-CAA

Area Scan (120.0 mm x 220.0 mm): Measurement Grid: 10.0 mm x 10.0 mm
SAR (1g) = 0.064 W/kg; SAR (10g) = 0.036 W/kg;

Zoom Scan (30.0 mm x 30.0 mm x 30.0 mm): Measurement Grid: 5.0 mm x 5.0 mm x 1.5 mm
Power Drift = -0.01 dB
SAR (1g) = 0.066 W/kg; SAR (8g) = 0.040 W/kg; SAR (10g) = 0.037 W/kg
Smallest distance from peaks to all points 3 dB below = 13.1 mm
Ratio of SAR at M2 to SAR at M1 = 80.9 %

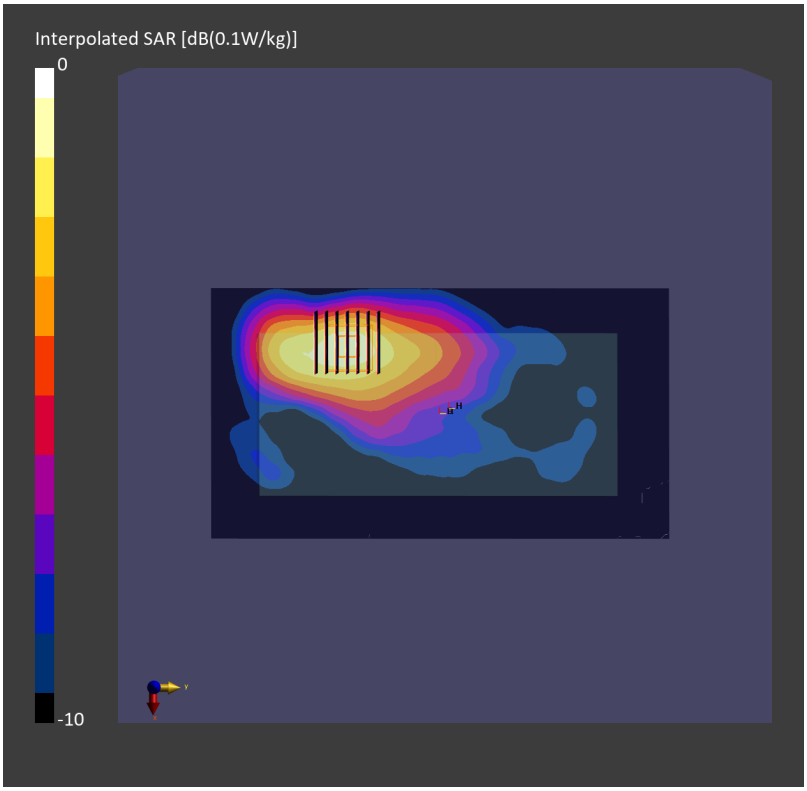

Date: 2024-12-20

#08_WLAN2.4GHz_802.11b 1Mbps_Top Edge_0mm_Ch11

Communication System: IEEE 802.11b WiFi 2.4 GHz; Frequency: 2462.000 MHz
Medium: HSL_2450_241220 Medium parameters used: f= 2462.000 MHz; σ= 1.83 S/m; ε_r = 39.6
Ambient Temperature: 23.6°C; Liquid Temperature: 22.6°C

DASY8 Configuration:
- Probe: EX3DV4 - SN3931; ConvF(7.2, 6.94, 6.84); Calibrated: 2024-11-19
- Sensor-Surface: 1.4 mm
- Electronics: DAE4 Sn703; Calibrated: 2024-04-22
- Phantom: ELI V8.0 (20deg probe tilt); Serial: 2205; Section: Flat
- Measurement Software: 16.2.4.2524
- UID: WLAN, 10415-AAA

Area Scan (60.0 mm x 120.0 mm): Measurement Grid: 10.0 mm x 10.0 mm
SAR (1g) = 1.47 W/kg; SAR (10g) = 0.716 W/kg;

Zoom Scan (30.0 mm x 30.0 mm x 30.0 mm): Measurement Grid: 4.6 mm x 4.6 mm x 1.5 mm
Power Drift = -0.06 dB
SAR (1g) = 1.48 W/kg; SAR (8g) = 0.756 W/kg; SAR (10g) = 0.687 W/kg
Smallest distance from peaks to all points 3 dB below = 6.5 mm
Ratio of SAR at M2 to SAR at M1 = 72.5 %

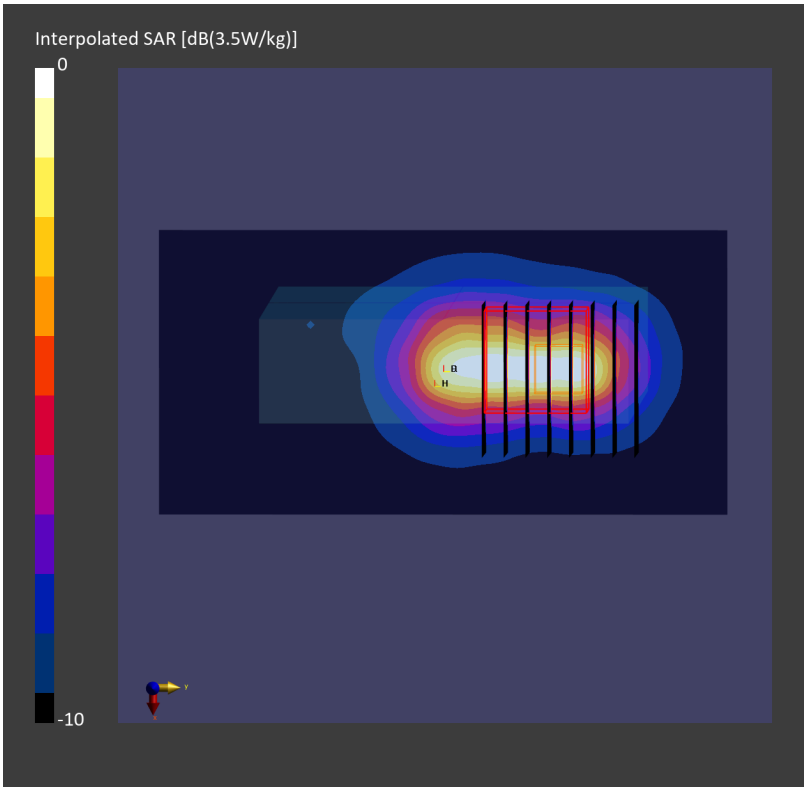

Date: 2025-01-04

#09_WLAN5GHz_802.11ac-VHT160 MCS0_Right Edge_0mm_Ch50

Communication System: IEEE 802.11ac WiFi; Frequency: 5250.000 MHz
Medium: HSL_5G_250104 Medium parameters used: f= 5250.000 MHz; σ= 4.74 S/m; ε_r = 36.5
Ambient Temperature: 23.3°C; Liquid Temperature: 22.3°C

DASY8 Configuration:
- Probe: EX3DV4 - SN7814; ConvF(5.59, 5.35, 5.48); Calibrated: 2024-06-20
- Sensor-Surface: 1.4 mm
- Electronics: DAE4ip Sn1800; Calibrated: 2024-06-18
- Phantom: ELI V8.0 (20deg probe tilt); Serial: 2204; Section: Flat
- Measurement Software: 16.2.4.2524
- UID: WLAN, 10554-AAE

Area Scan (60.0 mm x 220.0 mm): Measurement Grid: 10.0 mm x 10.0 mm
SAR (1g) = 4.98 W/kg; SAR (10g) = 1.13 W/kg;

Zoom Scan (22.0 mm x 22.0 mm x 22.0 mm): Measurement Grid: 4.0 mm x 4.0 mm x 1.4 mm
Power Drift = -0.13 dB
SAR (1g) = 1.23 W/kg; SAR (8g) = 0.435 W/kg; SAR (10g) = 0.379 W/kg
Smallest distance from peaks to all points 3 dB below = 7.6 mm
Ratio of SAR at M2 to SAR at M1 = 64.5 %
Zoom Scan (22.0 mm x 22.0 mm x 22.0 mm): Measurement Grid: 4.0 mm x 4.0 mm x 1.4 mm
Power Drift = -0.13 dB
SAR (1g) = 5.65 W/kg; SAR (8g) = 1.46 W/kg; SAR (10g) = 1.21 W/kg
Smallest distance from peaks to all points 3 dB below = 7.6 mm
Ratio of SAR at M2 to SAR at M1 = 64.5 %

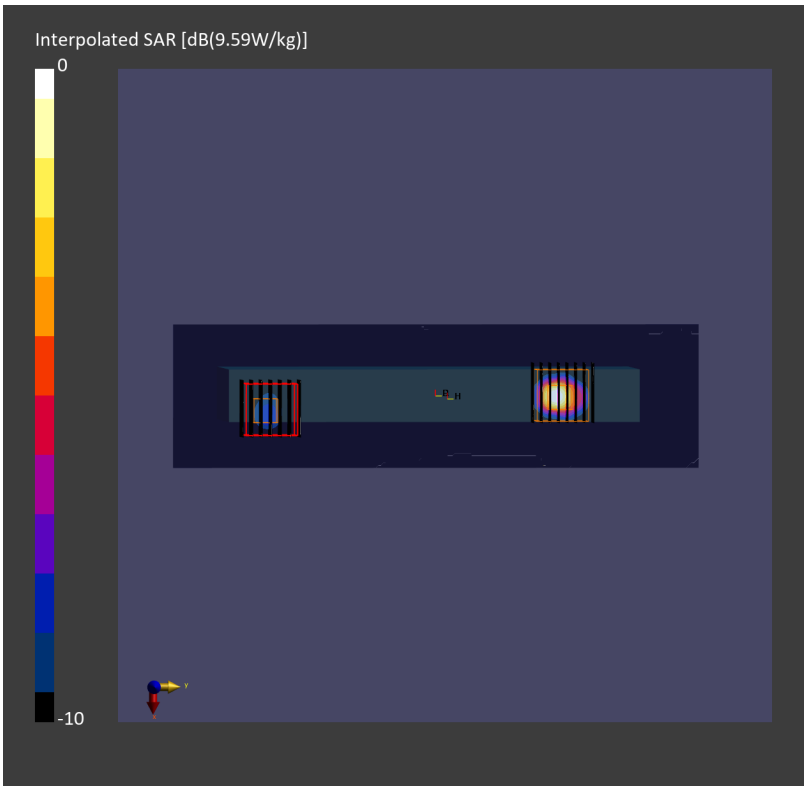
Interpolated SAR [dB(9.59W/kg)]
0
-10

Date: 2025-03-08

#10_WLAN5GHz_802.11ac-VHT160 MCS0_Right Edge_0mm_Ch114

Communication System: IEEE 802.11ac WiFi ; Frequency: 5570.000 MHz
Medium: HSL_5G_250308 Medium parameters used: f= 5570.000 MHz; σ= 4.92 S/m; ε_r = 35.5
Ambient Temperature: 23.8°C; Liquid Temperature: 22.8°C

DASY6 Configuration:
- Probe: EX3DV4 - SN7813; ConvF(4.36, 4.41, 4.76); Calibrated: 2024-05-30
- Sensor-Surface: 1.4 mm
- Electronics: DAE4 Sn1424; Calibrated: 2024-12-19
- Phantom: ELI V5.0 (20deg probe tilt); Serial: 1227; Section: Flat
- Measurement Software: 16.2.4.2524
- UID: WLAN, 10554-AAE

Area Scan (60.0 mm x 220.0 mm): Measurement Grid: 10.0 mm x 10.0 mm

SAR (1g) = 5.26 W/kg; SAR (10g) = 1.38 W/kg;

Zoom Scan (22.0 mm x 22.0 mm x 22.0 mm): Measurement Grid: 4.0 mm x 4.0 mm x 1.4 mm

Power Drift = 0.03 dB
SAR (1g) = 2.36 W/kg; SAR (8g) = 0.826 W/kg; SAR (10g) = 0.718 W/kg
Smallest distance from peaks to all points 3 dB below = 7.4 mm
Ratio of SAR at M2 to SAR at M1 = 61.0 %

Zoom Scan (22.0 mm x 22.0 mm x 22.0 mm): Measurement Grid: 4.0 mm x 4.0 mm x 1.4 mm
Power Drift = 0.03 dB
SAR (1g) = 7.04 W/kg; SAR (8g) = 1.81 W/kg; SAR (10g) = 1.51 W/kg
Smallest distance from peaks to all points 3 dB below = 7.4 mm
Ratio of SAR at M2 to SAR at M1 = 61.0 %

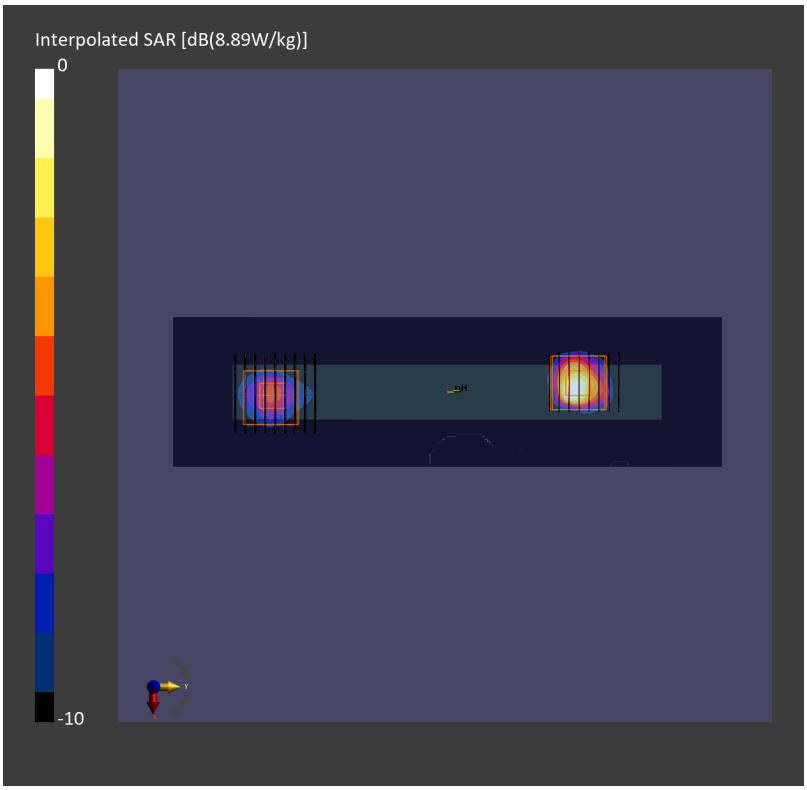
Interpolated SAR [dB(8.89W/kg)]
0
-10

Date: 2025-01-04

#11_WLAN5GHz_802.11ac-VHT80 MCS0_Right Edge_0mm_Ch155

Communication System: IEEE 802.11ac WiFi; Frequency: 5775.000 MHz
Medium: HSL_5G_250104 Medium parameters used: f= 5775.000 MHz; σ= 5.31 S/m; ε_r = 35.8
Ambient Temperature: 23.3°C; Liquid Temperature: 22.3°C

DASY8 Configuration:
- Probe: EX3DV4 - SN7814; ConvF(5.02, 4.8, 4.92); Calibrated: 2024-06-20
- Sensor-Surface: 1.4 mm
- Electronics: DAE4ip Sn1800; Calibrated: 2024-06-18
- Phantom: ELI V8.0 (20deg probe tilt); Serial: 2204; Section: Flat
- Measurement Software: 16.2.4.2524
- UID: WLAN, 10544-AAD

Area Scan (60.0 mm x 220.0 mm): Measurement Grid: 10.0 mm x 10.0 mm
SAR (1g) = 5.51 W/kg; SAR (10g) = 1.48 W/kg;

Zoom Scan (22.0 mm x 22.0 mm x 22.0 mm): Measurement Grid: 4.0 mm x 4.0 mm x 1.4 mm
Power Drift = -0.13 dB
SAR (1g) = 2.96 W/kg; SAR (8g) = 1.05 W/kg; SAR (10g) = 0.909 W/kg
Smallest distance from peaks to all points 3 dB below = 7.9 mm
Ratio of SAR at M2 to SAR at M1 = 56.2 %

Zoom Scan (22.0 mm x 22.0 mm x 22.0 mm): Measurement Grid: 4.0 mm x 4.0 mm x 1.4 mm
Power Drift = -0.13 dB
SAR (1g) = 7.89 W/kg; SAR (8g) = 2.12 W/kg; SAR (10g) = 1.77 W/kg
Smallest distance from peaks to all points 3 dB below = 7.9 mm
Ratio of SAR at M2 to SAR at M1 = 56.2 %

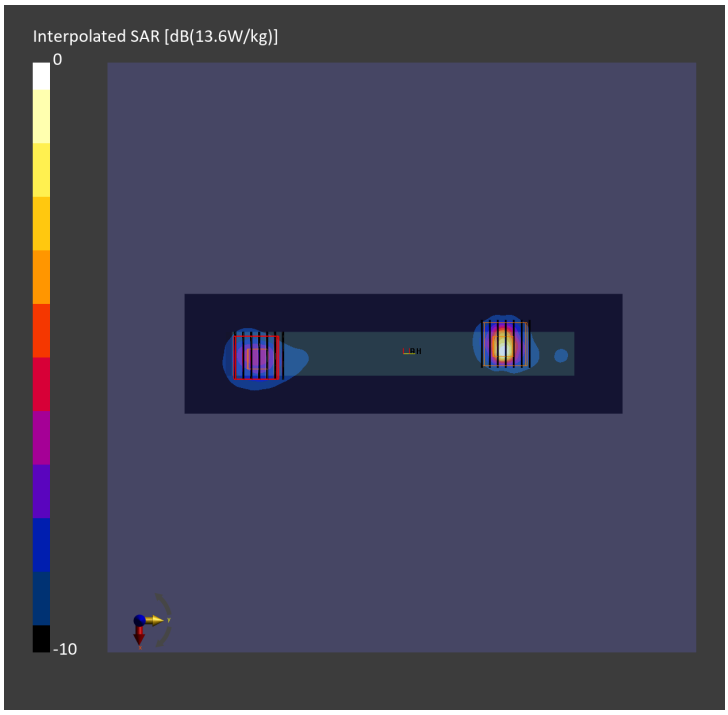

Date: 2025-03-08

#12_WLAN5GHz_802.11ac-VHT160 MCS0_Right Edge_0mm_Ch163

Communication System: IEEE 802.11ac WiFi; Frequency: 5815.000 MHz
Medium: HSL_5G_250308 Medium parameters used: f= 5815.000 MHz; σ= 5.15 S/m; ε_r = 35.2
Ambient Temperature: 23.8°C; Liquid Temperature: 22.8°C

DASY6 Configuration:
- Probe: EX3DV4 - SN7813; ConvF(4.4, 4.45, 4.87); Calibrated: 2024-05-30
- Sensor-Surface: 1.4 mm
- Electronics: DAE4 Sn1424; Calibrated: 2024-12-19
- Phantom: ELI V5.0 (20deg probe tilt); Serial: 1227; Section: Flat
- Measurement Software: 16.2.4.2524
- UID: CW, 10554-AAE

Area Scan (60.0 mm x 220.0 mm): Measurement Grid: 10.0 mm x 10.0 mm
SAR (1g) = 3.70 W/kg; SAR (10g) = 0.986 W/kg;

Zoom Scan (22.0 mm x 22.0 mm x 22.0 mm): Measurement Grid: 4.0 mm x 4.0 mm x 1.4 mm
Power Drift = -0.03 dB
SAR (1g) = 2.06 W/kg; SAR (8g) = 0.713 W/kg; SAR (10g) = 0.618 W/kg
Smallest distance from peaks to all points 3 dB below = 7.2 mm
Ratio of SAR at M2 to SAR at M1 = 58.1 %

Zoom Scan (22.0 mm x 22.0 mm x 22.0 mm): Measurement Grid: 4.0 mm x 4.0 mm x 1.4 mm
Power Drift = -0.03 dB
SAR (1g) = 4.58 W/kg; SAR (8g) = 1.25 W/kg; SAR (10g) = 1.05 W/kg
Smallest distance from peaks to all points 3 dB below = 7.2 mm
Ratio of SAR at M2 to SAR at M1 = 58.1 %

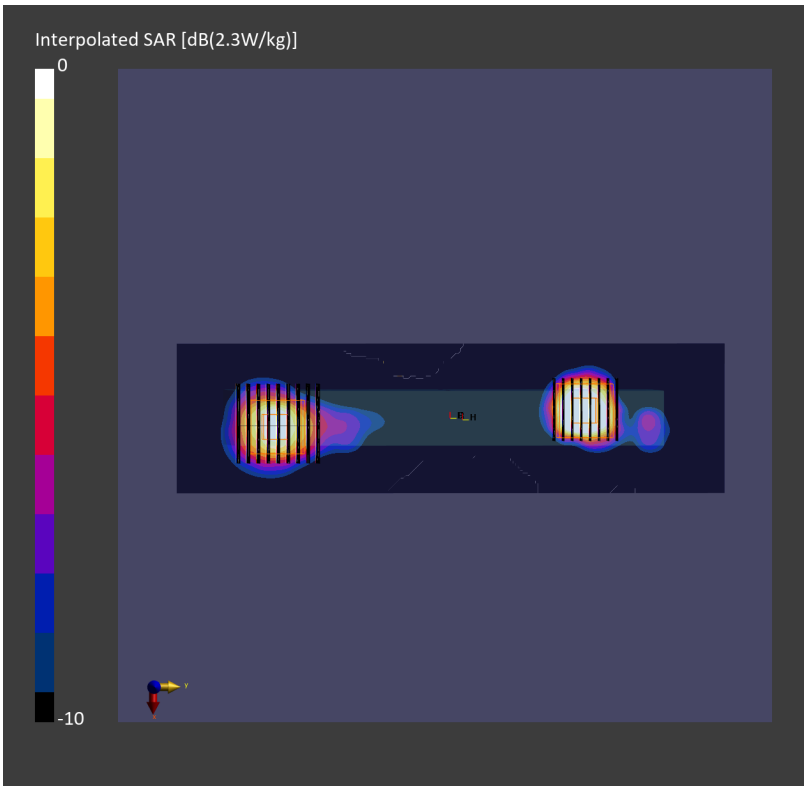
Interpolated SAR [dB(2.3W/kg)]
0
-10

Date: 2025-03-19

#13_WLAN6GHz_802.11ax-HE160 MCS0_Right Edge_0mm_Ch15

Communication System: IEEE 802.11ax ; Frequency: 6025.000 MHz
Medium: HSL_6G_250319 Medium parameters used: f= 6025.000 MHz; σ= 5.54 S/m; ε_r = 35.5
Ambient Temperature: 23.5°C; Liquid Temperature: 22.5°C

DASY8 Configuration:
- Probe: EX3DV4 - SN7791; ConvF(4.81, 5.41, 4.83); Calibrated: 2025-02-19
- Sensor-Surface: 1.4 mm
- Electronics: DAE4 Sn703; Calibrated: 2024-04-22
- Phantom: ELI V8.0 (20deg probe tilt); Serial: 2155; Section: Flat
- Measurement Software: 16.2.4.2524
- UID: WLAN, 10755-AAC

Area Scan (68.0 mm x 204.0 mm): Measurement Grid: 8.5 mm x 8.5 mm
SAR (1g) = 0.886 W/kg; SAR (10g) = 0.234 W/kg;

Zoom Scan (22.0 mm x 22.0 mm x 22.0 mm): Measurement Grid: 3.4 mm x 3.4 mm x 1.4 mm
Power Drift = 0.10 dB
SAR (1g) = 0.281 W/kg; SAR (8g) = 0.097 W/kg; SAR (10g) = 0.084 W/kg
Smallest distance from peaks to all points 3 dB below = 7.1 mm
Ratio of SAR at M2 to SAR at M1 = 54.6 %
psAPD (1.0cm2, sq) = 2.81 [W/m2]; psAPD (4.0cm2, sq) = 1.95 [W/m2]

Zoom Scan (22.0 mm x 22.0 mm x 22.0 mm): Measurement Grid: 3.4 mm x 3.4 mm x 1.4 mm
Power Drift = 0.10 dB
SAR (1g) = 1.22 W/kg; SAR (8g) = 0.329 W/kg; SAR (10g) = 0.275 W/kg
Smallest distance from peaks to all points 3 dB below = 7.1 mm
Ratio of SAR at M2 to SAR at M1 = 54.6 %
psAPD (1.0cm2, sq) = 12.2 [W/m2]; psAPD (4.0cm2, sq) = 6.57 [W/m2]

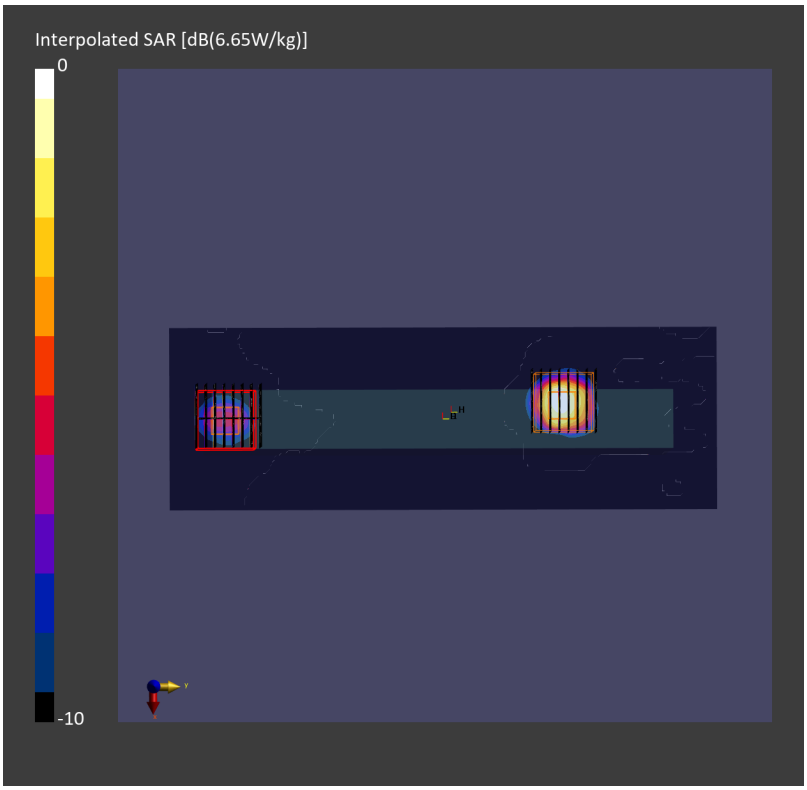
Interpolated SAR [dB(6.65W/kg)]
0
-10

Date: 2025-03-21

#14_Bluetooth_1Mbps_Right Edge_0mm_Ch39

Communication System: IEEE 802.15.1 Bluetooth ; Frequency: 2441.000 MHz
Medium: HSL_2450_250321 Medium parameters used: f= 2441.000 MHz; σ= 1.80 S/m; ε_r = 39.3
Ambient Temperature: 23.5°C; Liquid Temperature: 22.5°C

DASY8 Configuration:
- Probe: EX3DV4 - SN7791; ConvF(6.56, 7.38, 6.59); Calibrated: 2025-02-19
- Sensor-Surface: 1.4 mm
- Electronics: DAE4 Sn1696; Calibrated: 2024-09-03
- Phantom: ELI V8.0 (20deg probe tilt); Serial: 2155; Section: Flat
- Measurement Software: 16.2.4.2524
- UID: Bluetooth, 10032-CAA

Area Scan (60.0 mm x 220.0 mm): Measurement Grid: 10.0 mm x 10.0 mm
SAR (1g) = 0.367 W/kg; SAR (10g) = 0.163 W/kg;

Zoom Scan (30.0 mm x 30.0 mm x 30.0 mm): Measurement Grid: 5.0 mm x 5.0 mm x 1.5 mm
Power Drift = 0.02 dB
SAR (1g) = 0.401 W/kg; SAR (8g) = 0.185 W/kg; SAR (10g) = 0.166 W/kg
Smallest distance from peaks to all points 3 dB below = 6.5 mm
Ratio of SAR at M2 to SAR at M1 = 73.0 %

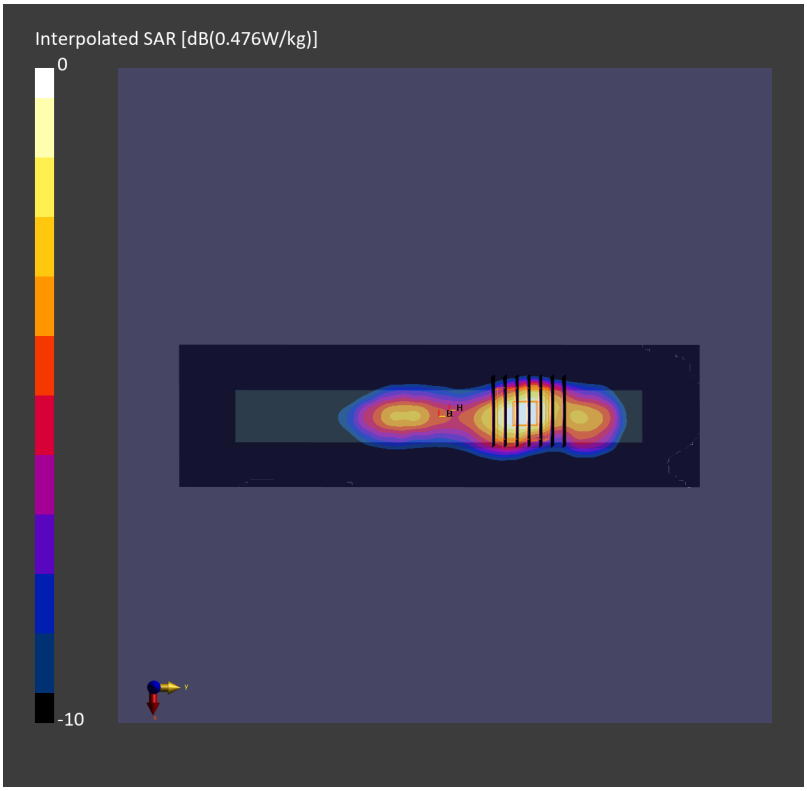

Test Laboratory: Sporton International Inc. SAR/HAC Testing Lab Date: 2025/2/26

#15_NFC_ASK_Front_0mm

Communication System: UID 0, RFID; Frequency: 13.56 MHz
Medium: HSL_13_250226 Medium parameters used: f = 14 MHz; σ = 0.757 S/m; ε_r = 53.46; ρ = 1000 kg/m^3
Ambient Temperature：23.5 ℃; Liquid Temperature：22.5 ℃

DASY5 Configuration:
- Probe: EX3DV4 - SN3931; ConvF(16.65, 15.49, 16.14) @ 13.56 MHz; Calibrated: 2024/11/19
- Sensor-Surface: 1.4mm (Mechanical Surface Detection)
- Electronics: DAE4 Sn703; Calibrated: 2024/4/22
- Phantom: ELI v4.0; Type: QDOVA001BB; Serial: TP-1029
- Measurement SW: DASY52, Version 52.10 (4);SEMCAD X Version 14.6.14 (7501)

Area Scan (81x141x1): Interpolated grid: dx=1.500 mm, dy=1.500 mm
Maximum value of SAR (interpolated) = 0.206 W/kg

Zoom Scan (7x8x7)/Cube 0: Measurement grid: dx=8mm, dy=8mm, dz=5mm
Reference Value = 12.65 V/m; Power Drift = 0.08 dB
Peak SAR (extrapolated) = 0.572 W/kg
SAR(1 g) = 0.086 W/kg; SAR(10 g) = 0.038 W/kg
Smallest distance from peaks to all points 3 dB below = 4.5 mm
Ratio of SAR at M2 to SAR at M1 = 6.7%
Maximum value of SAR (measured) = 0.252 W/kg

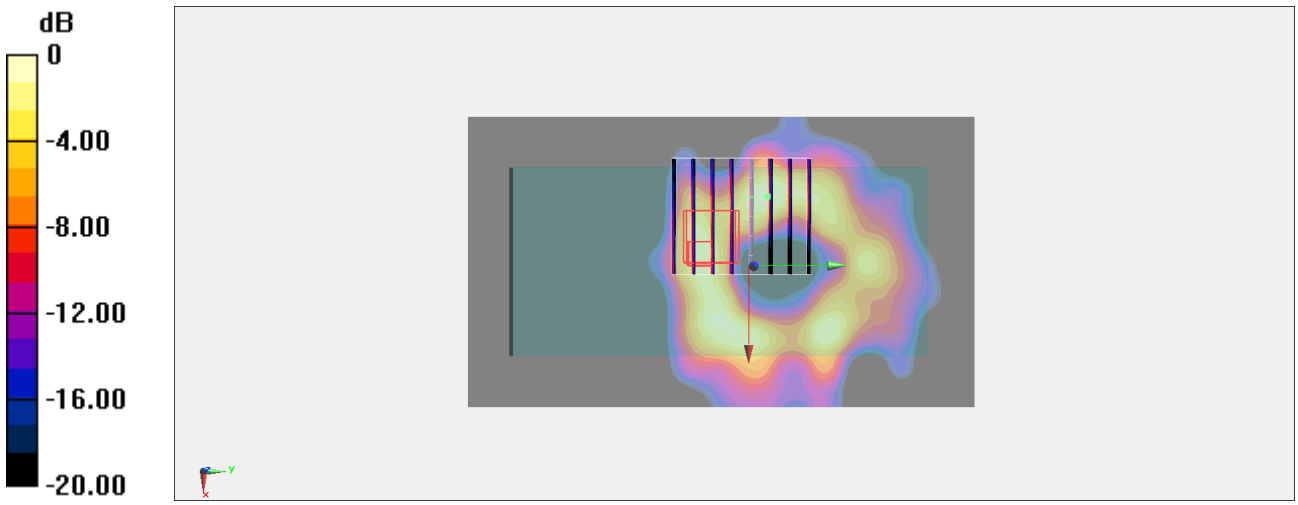

0 dB = 0.252 W/kg = -5.99 dBW/kg