Mode	66	
	SHF	
	U-NII-2A_5.25-5.35_802.11ax HE80_CH58_Full RU_5290MHz	
ANT	MIMO	
Pol.	Horizontal	Vertical
Peak	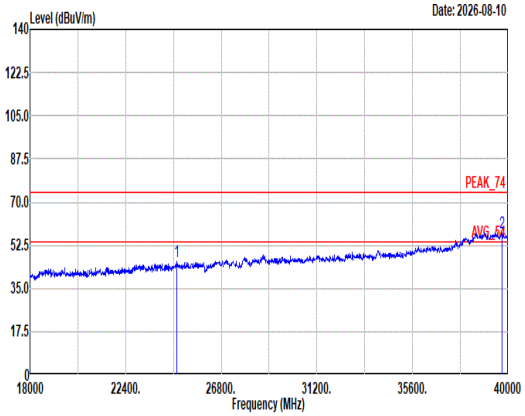 Site : 03CH13-HY Condition: PEAK_74 1m SHF_00994 HORIZONTAL Freq Level Limit Line Margin Read Level Ant Factor Cable Loss Preamp Factor Aux Factor APos TPos Remark MHz dBuV/m dBuV/m dB dBuV dB/m dB dB dB cm deg 1 24752.00 45.82 74.00 -28.18 42.02 39.60 6.41 53.35 -9.54 -- -- Peak 2 39706.00 57.63 74.00 -16.37 43.84 44.49 8.35 56.09 -9.54 -- -- Peak	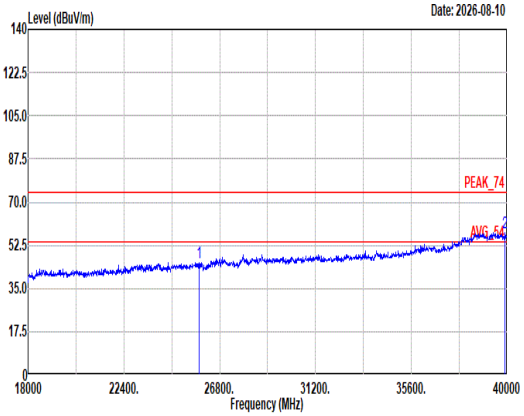 Site : 03CH13-HY Condition: PEAK_74 1m SHF_00994 VERTICAL Freq Level Limit Line Margin Read Level Ant Factor Cable Loss Preamp Factor Aux Factor APos TPos Remark MHz dBuV/m dBuV/m dB dBuV dB/m dB dB dB cm deg 1 25848.00 45.30 74.00 -28.70 40.77 39.30 6.59 53.23 -9.54 -- -- Peak 2 39888.00 57.58 74.00 -16.42 43.66 44.35 8.42 55.91 -9.54 -- -- Peak
Avg	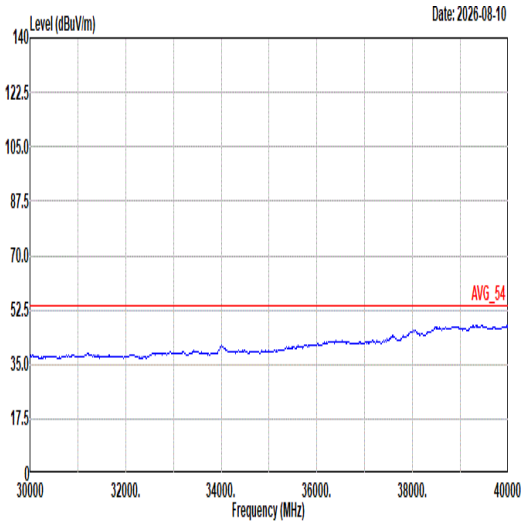 Site : 03CH13-HY Condition: 1m SHF_00994 HORIZONTAL	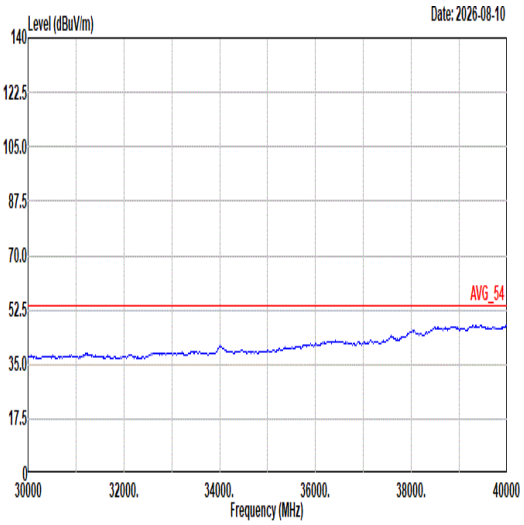 Site : 03CH13-HY Condition: 1m SHF_00994 VERTICAL

Mode	67	
	Band Edge	
	U-NII-3_5.725-5.85_802.11a_CH149_5745MHz	
ANT	MIMO	
Pol.	Horizontal	Fundamental
Peak	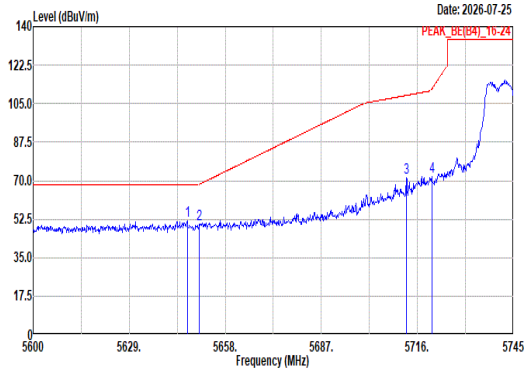 Site : 03CH13-HY Condition: PEAK_BE(B4)_16-24 3m HORN_9120D_1326 HORIZONTAL : RBW:1000.000kHz VBW:3000.000kHz SWT:Auto Freq Level Limit Line Margin Read Level Ant Factor Cable Loss Preamp Factor Aux Factor APos TPos Remark MHz dBuV/m dBuV/m dB dBuV dB/m dB dB dB cm deg 1 5646.55 51.57 68.20 -16.63 44.84 32.99 10.54 36.80 0.00 100 179 Peak 2 5650.17 50.26 68.33 -18.07 43.52 33.00 10.54 36.80 0.00 100 179 Peak 3 5712.67 71.12 108.75 -37.63 63.85 33.48 10.62 36.83 0.00 100 179 Peak 4 5720.35 71.60 111.60 -40.00 64.28 33.52 10.63 36.83 0.00 100 179 Peak	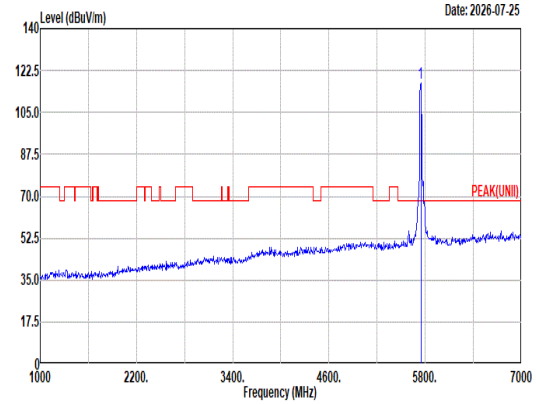 Site : 03CH13-HY Condition: PEAK(UNII) 3m HORN_9120D_1326 HORIZONTAL : RBW:1000.000kHz VBW:3000.000kHz SWT:Auto Freq Level Limit Line Margin Read Level Ant Factor Cable Loss Preamp Factor Aux Factor APos TPos Remark MHz dBuV/m dBuV/m dB dBuV dB/m dB dB dB cm deg 1 5745.00 117.25 ------ ------ 109.75 33.68 10.66 36.84 0.00 100 179 Peak
Avg	Blank	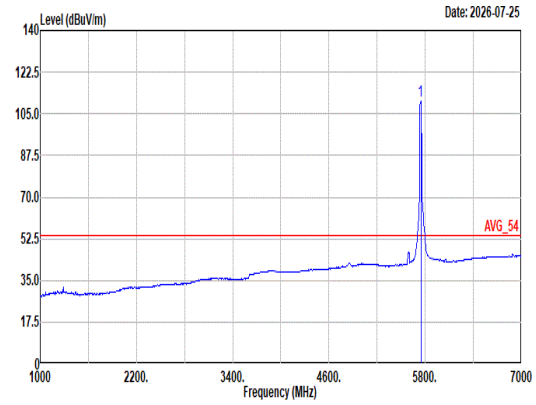 Site : 03CH13-HY Condition: AVG_54 3m HORN_9120D_1326 HORIZONTAL : RBW:1000.000kHz VBW:0.010kHz SWT:Auto Freq Level Limit Line Margin Read Level Ant Factor Cable Loss Preamp Factor Aux Factor APos TPos Remark MHz dBuV/m dBuV/m dB dBuV dB/m dB dB dB cm deg 1 5745.00 110.30 ------ ------ 102.80 33.68 10.66 36.84 0.00 100 179 Average

Mode	67
	Band Edge
	U-NII-3_5.725-5.85_802.11a_CH149_5745MHz
ANT	MIMO

Pol.	Vertical	Fundamental
Peak	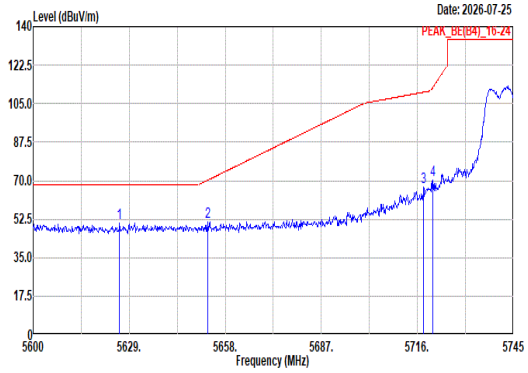 Site : 03CH13-HY Condition: PEAK_BE(B4)_16-24 3m HORN_9120D_1326 VERTICAL : RBW:1000.000kHz VBW:3000.000kHz SWT:Auto 1 5626.10 50.69 68.20 -17.51 44.08 32.90 10.51 36.80 0.00 100 293 Peak 2 5652.78 51.22 70.27 -19.05 44.46 33.02 10.55 36.81 0.00 100 293 Peak 3 5717.89 66.93 110.21 -43.28 59.62 33.51 10.63 36.83 0.00 100 293 Peak 4 5720.64 70.44 112.26 -41.82 63.12 33.52 10.63 36.83 0.00 100 293 Peak	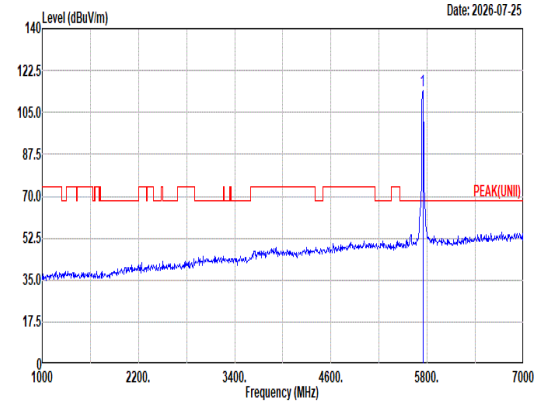 Site : 03CH13-HY Condition: PEAK(UNII) 3m HORN_9120D_1326 VERTICAL : RBW:1000.000kHz VBW:3000.000kHz SWT:Auto 1 5745.00 114.03 ------ ------ 106.53 33.68 10.66 36.84 0.00 100 293 Peak
Avg	Blank	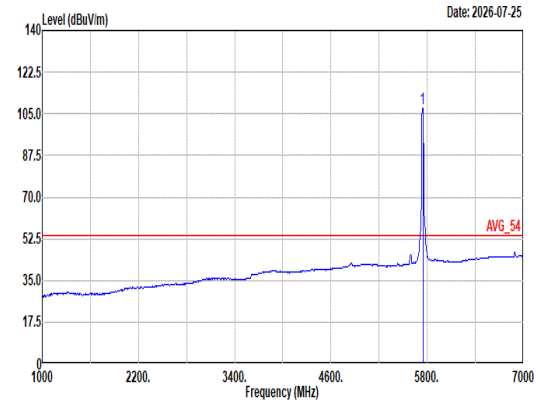 Site : 03CH13-HY Condition: AVG_54 3m HORN_9120D_1326 VERTICAL : RBW:1000.000kHz VBW:0.010kHz SWT:Auto 1 5745.00 107.28 ------ ------ 99.78 33.68 10.66 36.84 0.00 100 293 Average

Mode	67	
	Harmonic	
	U-NII-3_5.725-5.85_802.11a_CH149_5745MHz	
ANT	MIMO	
Pol.	Horizontal	Vertical
Peak Avg	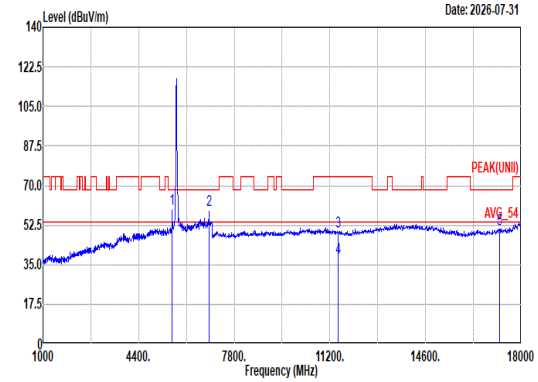 Site : 03CH13-HY Condition: PEAK(UNII) 3m HORN_9120D_1326 HORIZONTAL Freq Level Limit Line Margin Read Level Ant Factor Cable Loss Preamp Factor Aux Factor APos TPos Remark MHz dBuV/m dBuV/m dB dBuV dB/m dB dB dB cm deg 1 5591.00 59.44 68.20 -8.76 52.95 32.80 10.47 36.78 0.00 226 295 Peak 2 6894.00 59.03 68.20 -9.17 48.79 35.70 11.53 36.99 0.00 200 168 Peak 3 11490.00 49.44 74.00 -24.56 36.47 38.70 14.88 41.07 0.46 -- -- Peak 4 11490.00 38.24 54.00 -15.76 25.27 38.70 14.88 41.07 0.46 -- -- Average 5 17235.00 50.94 68.20 -17.26 40.59 38.63 18.50 47.43 0.65 -- -- Peak	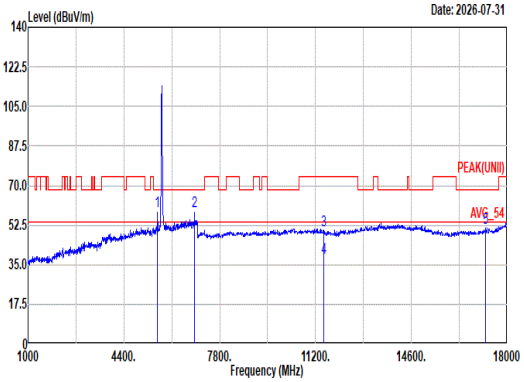 Site : 03CH13-HY Condition: PEAK(UNII) 3m HORN_9120D_1326 VERTICAL Freq Level Limit Line Margin Read Level Ant Factor Cable Loss Preamp Factor Aux Factor APos TPos Remark MHz dBuV/m dBuV/m dB dBuV dB/m dB dB dB cm deg 1 5591.00 58.61 68.20 -9.59 52.12 32.80 10.47 36.78 0.00 349 67 Peak 2 6894.00 58.50 68.20 -9.70 48.26 35.70 11.53 36.99 0.00 100 65 Peak 3 11490.00 50.35 74.00 -23.65 37.38 38.70 14.88 41.07 0.46 -- -- Peak 4 11490.00 38.15 54.00 -15.85 25.18 38.70 14.88 41.07 0.46 -- -- Average 5 17235.00 51.01 68.20 -17.19 40.66 38.63 18.50 47.43 0.65 -- -- Peak

Mode	67	
	Harmonic	
	U-NII-3_5.725-5.85_802.11a_CH149_5745MHz	
ANT	MIMO	
Pol.	Horizontal	Vertical
14.47G ~14.5G Avg	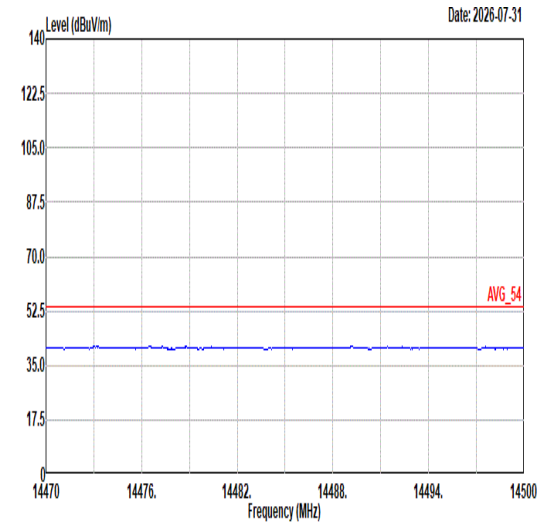 Site : 03CH13-HY Condition: AVG_54 3m HORN_9120D_1326 HORIZONTAL	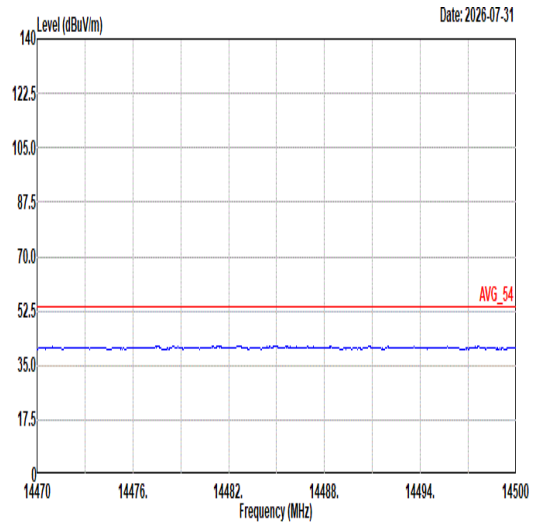 Site : 03CH13-HY Condition: AVG_54 3m HORN_9120D_1326 VERTICAL
17.7G ~18G Avg	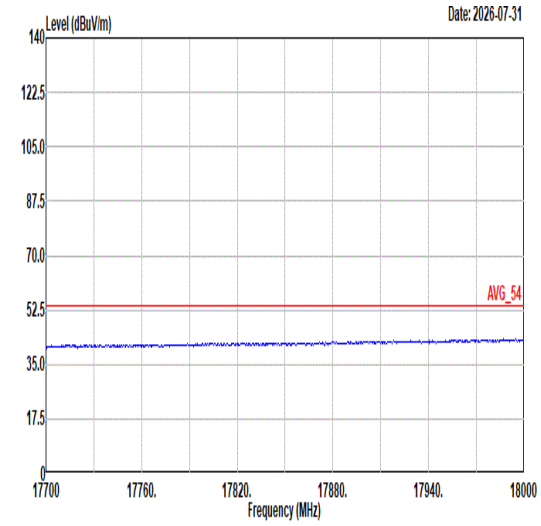 Site : 03CH13-HY Condition: AVG_54 3m HORN_9120D_1326 HORIZONTAL	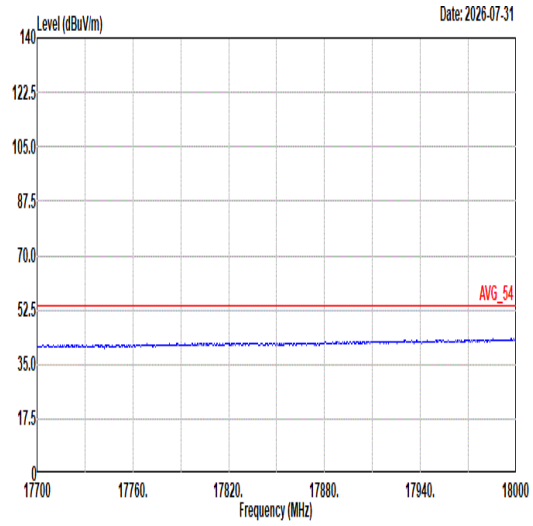 Site : 03CH13-HY Condition: AVG_54 3m HORN_9120D_1326 VERTICAL

Mode	68
	Band Edge - L
	U-NII-3_5.725-5.85_802.11a_CH157_5785MHz
ANT	MIMO

Pol.	Horizontal	Fundamental
Peak	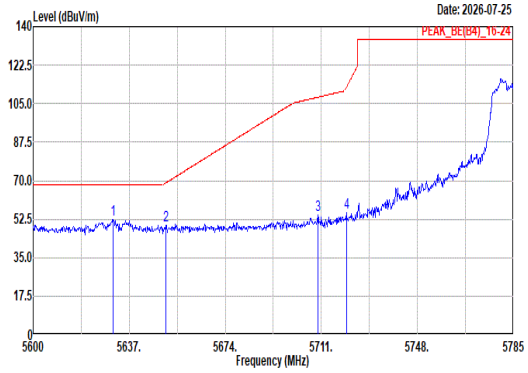 Site : 03CH13-HY Condition: PEAK_BE(B4)_16-24 3m HORN_9120D_1326 HORIZONTAL : RBW:1000.000kHz VBW:3000.000kHz SWT:Auto Freq Level Limit Line Margin Read Level Ant Factor Cable Loss Preamp Factor Aux Factor APos TPos Remark MHz dBuV/m dBuV/m dB dBuV dB/m dB dB dB cm deg 1 5630.71 52.50 68.20 -15.70 45.86 32.92 10.52 36.80 0.00 100 157 Peak 2 5651.25 49.88 69.13 -19.25 43.13 33.01 10.54 36.80 0.00 100 157 Peak 3 5709.71 54.41 107.92 -53.51 47.16 33.46 10.62 36.83 0.00 100 157 Peak 4 5720.62 55.34 112.21 -56.87 48.02 33.52 10.63 36.83 0.00 100 157 Peak	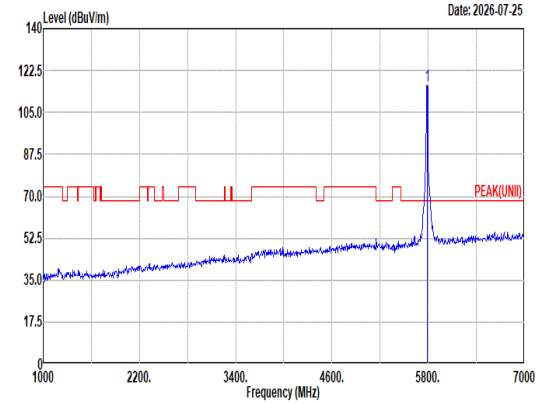 Site : 03CH13-HY Condition: PEAK(UNII) 3m HORN_9120D_1326 HORIZONTAL : RBW:1000.000kHz VBW:3000.000kHz SWT:Auto Freq Level Limit Line Margin Read Level Ant Factor Cable Loss Preamp Factor Aux Factor APos TPos Remark MHz dBuV/m dBuV/m dB dBuV dB/m dB dB dB cm deg 1 5785.00 116.14 ------ ------ 108.34 33.93 10.72 36.85 0.00 100 157 Peak
Avg	Blank	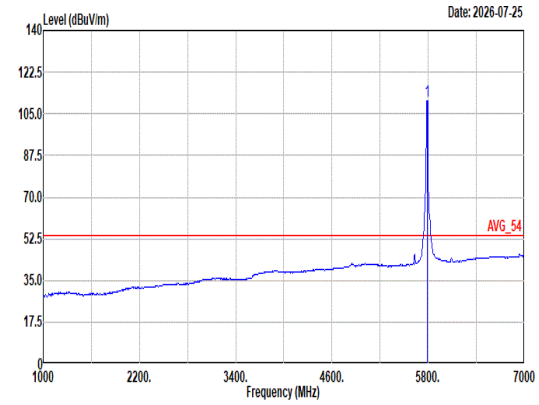 Site : 03CH13-HY Condition: AVG_54 3m HORN_9120D_1326 HORIZONTAL : RBW:1000.000kHz VBW:0.010kHz SWT:Auto Freq Level Limit Line Margin Read Level Ant Factor Cable Loss Preamp Factor Aux Factor APos TPos Remark MHz dBuV/m dBuV/m dB dBuV dB/m dB dB dB cm deg 1 5785.00 110.52 ------ ------ 102.72 33.93 10.72 36.85 0.00 100 157 Average

Mode	68	
	Band Edge - R	
	U-NII-3_5.725-5.85_802.11a_CH157_5785MHz	
ANT	MIMO	
Pol.	Horizontal	Fundamental
Peak	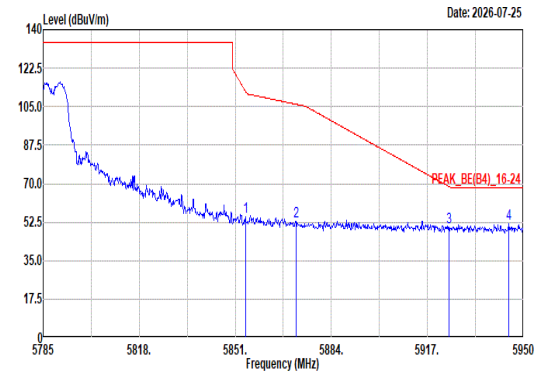 Site : 03CH13-HY Condition: PEAK_BE(B4)_16-24 3m HORN_9120D_1326 HORIZONTAL : RBW:1000.000kHz VBW:3000.000kHz SWT:Auto Limit Read Ant Cable Preamp Aux APos TPos Freq Level Line Margin Level Factor Loss Factor Factor Remark MHz dBuV/m dBuV/m dB dBuV dB/m dB dB dB cm deg 1 5854.47 55.15 112.02 -56.87 47.14 34.12 10.77 36.88 0.00 100 157 Peak 2 5871.79 52.86 106.10 -53.24 44.76 34.19 10.79 36.88 0.00 100 157 Peak 3 5924.43 50.43 68.62 -18.19 42.20 34.30 10.83 36.90 0.00 100 157 Peak 4 5945.05 51.75 68.20 -16.45 43.51 34.30 10.85 36.91 0.00 100 157 Peak	Blank

Mode	68
	Band Edge - L
	U-NII-3_5.725-5.85_802.11a_CH157_5785MHz
ANT	MIMO

Pol.	Vertical	Fundamental
Peak	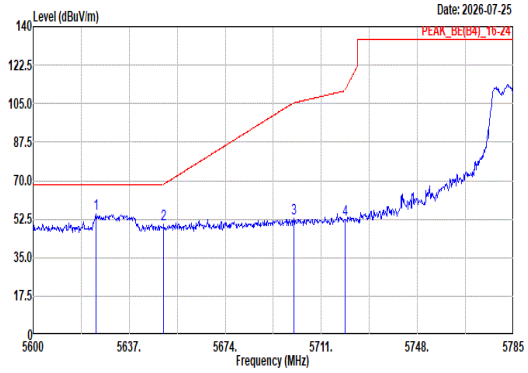 Site : 03CH13-HY Condition: PEAK_BE(B4)_16-24 3m HORN_9120D_1326 VERTICAL : RBW:1000.000kHz VBW:3000.000kHz SWT:Auto Freq Level Limit Line Margin Read Level Ant Factor Cable Loss Preamp Factor Aux Factor APos TPos Remark MHz dBuV/m dBuV/m dB dBuV dB/m dB dB dB cm deg 1 5624.24 55.13 68.20 -13.07 48.51 32.90 10.51 36.79 0.00 331 64 Peak 2 5650.32 50.03 68.44 -18.41 43.29 33.00 10.54 36.80 0.00 331 64 Peak 3 5700.46 52.71 105.33 -52.62 45.52 33.40 10.61 36.82 0.00 331 64 Peak 4 5720.07 52.17 110.95 -58.78 44.85 33.52 10.63 36.83 0.00 331 64 Peak	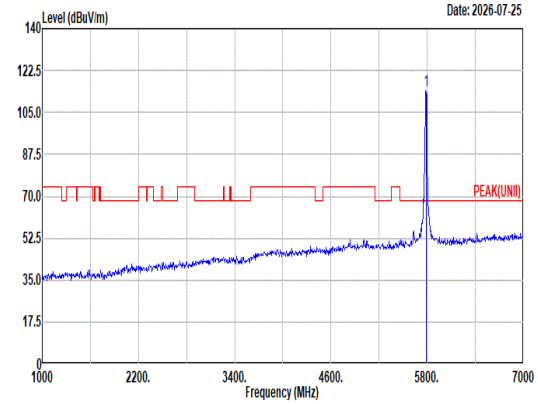 Site : 03CH13-HY Condition: PEAK(UNII) 3m HORN_9120D_1326 VERTICAL : RBW:1000.000kHz VBW:3000.000kHz SWT:Auto Freq Level Limit Line Margin Read Level Ant Factor Cable Loss Preamp Factor Aux Factor APos TPos Remark MHz dBuV/m dBuV/m dB dBuV dB/m dB dB dB cm deg 1 5785.00 114.01 ------ ------ 106.26 33.89 10.71 36.85 0.00 331 64 Peak
Avg	Blank	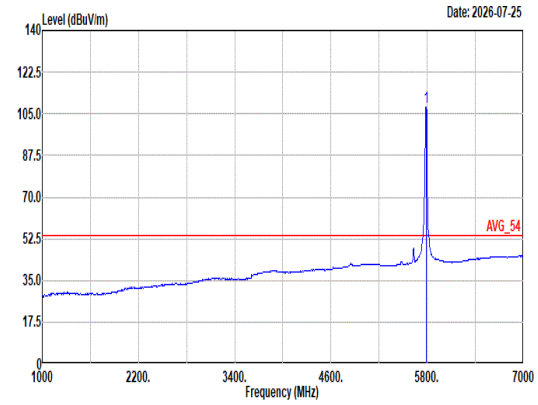 Site : 03CH13-HY Condition: AVG_54 3m HORN_9120D_1326 VERTICAL : RBW:1000.000kHz VBW:0.010kHz SWT:Auto Freq Level Limit Line Margin Read Level Ant Factor Cable Loss Preamp Factor Aux Factor APos TPos Remark MHz dBuV/m dBuV/m dB dBuV dB/m dB dB dB cm deg 1 5785.00 107.69 ------ ------ 99.89 33.93 10.72 36.85 0.00 331 64 Average

Mode	68	
	Band Edge - R	
	U-NII-3_5.725-5.85_802.11a_CH157_5785MHz	
ANT	MIMO	
Pol.	Vertical	Fundamental
Peak	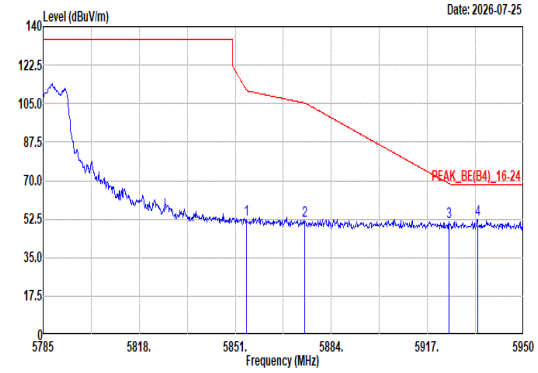 Site : 03CH13-HY Condition: PEAK_BE(B4)_16-24 3m HORN_9120D_1326 VERTICAL : RBW:1000.000kHz VBW:3000.000kHz SWT:Auto Limit Read Ant Cable Preamp Aux APos TPos Freq Level Line Margin Level Factor Loss Factor Factor Remark MHz dBuV/m dBuV/m dB dBuV dB/m dB dB dB cm deg 1 5854.80 52.43 111.27 -58.84 44.42 34.12 10.77 36.88 0.00 331 64 Peak 2 5874.76 51.62 105.27 -53.65 43.51 34.20 10.79 36.88 0.00 331 64 Peak 3 5924.43 51.38 68.62 -17.24 43.15 34.30 10.83 36.90 0.00 331 64 Peak 4 5934.16 52.55 68.20 -15.65 44.32 34.30 10.84 36.91 0.00 331 64 Peak	Blank

Mode	68	
	Harmonic	
	U-NII-3_5.725-5.85_802.11a_CH157_5785MHz	
ANT	MIMO	
Pol.	Horizontal	Vertical
Peak Avg	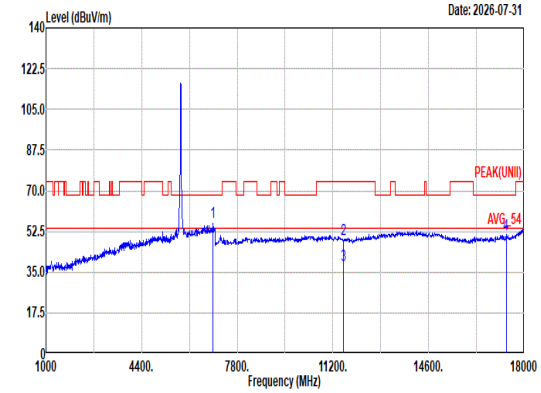 Site : 03CH13-HY Condition: PEAK(UNII) 3m HORN_9120D_1326 HORIZONTAL Freq Level Limit Line Margin Read Level Ant Factor Cable Loss Preamp Factor Aux Factor APos TPos Remark MHz dBuV/m dBuV/m dB dBuV dB/m dB dB dB cm deg 1 6924.00 56.53 68.20 -11.67 46.24 35.75 11.55 37.01 0.00 100 62 Peak 2 11570.00 49.22 74.00 -24.78 36.51 38.46 14.92 41.12 0.45 -- -- Peak 3 11570.00 38.02 54.00 -15.98 25.31 38.46 14.92 41.12 0.45 -- -- Average 4 17355.00 51.28 68.20 -16.92 40.75 38.82 18.55 47.51 0.67 -- -- Peak	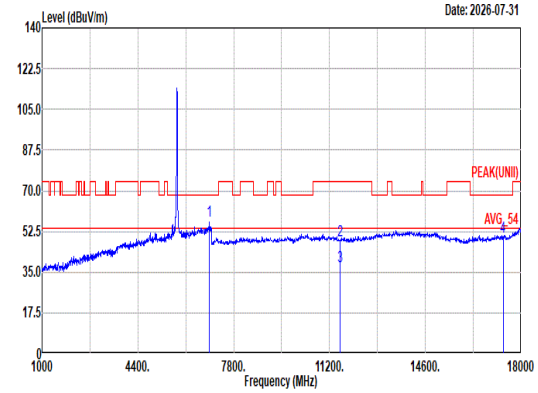 Site : 03CH13-HY Condition: PEAK(UNII) 3m HORN_9120D_1326 VERTICAL Freq Level Limit Line Margin Read Level Ant Factor Cable Loss Preamp Factor Aux Factor APos TPos Remark MHz dBuV/m dBuV/m dB dBuV dB/m dB dB dB cm deg 1 6924.00 56.81 68.20 -11.39 46.52 35.75 11.55 37.01 0.00 100 66 Peak 2 11570.00 48.73 74.00 -25.27 36.02 38.46 14.92 41.12 0.45 -- -- Peak 3 11570.00 37.53 54.00 -16.47 24.82 38.46 14.92 41.12 0.45 -- -- Average 4 17355.00 50.39 68.20 -17.81 39.86 38.82 18.55 47.51 0.67 -- -- Peak

Mode	68	
	Harmonic	
	U-NII-3_5.725-5.85_802.11a_CH157_5785MHz	
ANT	MIMO	
Pol.	Horizontal	Vertical
14.47G ~14.5G Avg	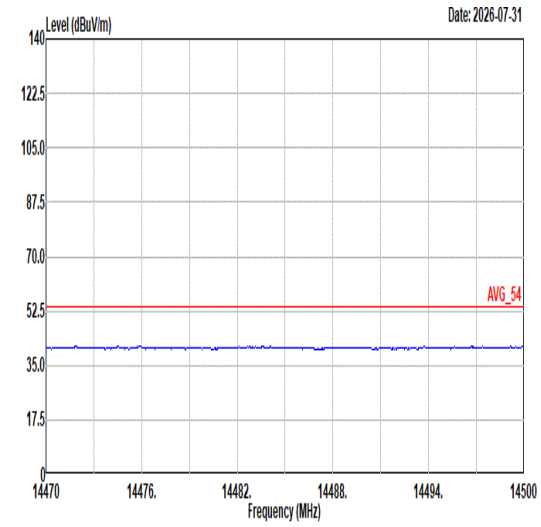 Site : 03CH13-HY Condition: AVG_54 3m HORN_9120D_1326 HORIZONTAL	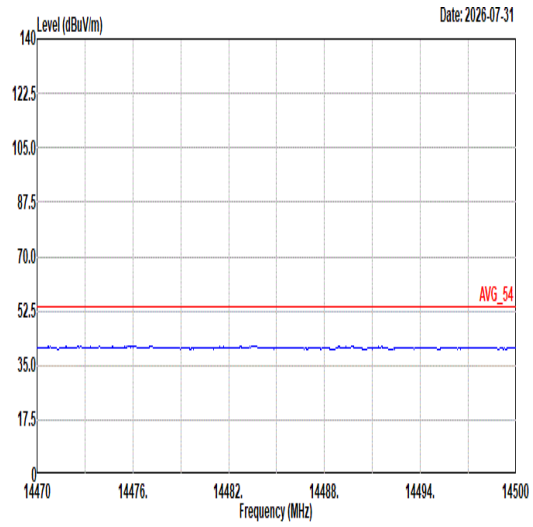 Site : 03CH13-HY Condition: AVG_54 3m HORN_9120D_1326 VERTICAL
17.7G ~18G Avg	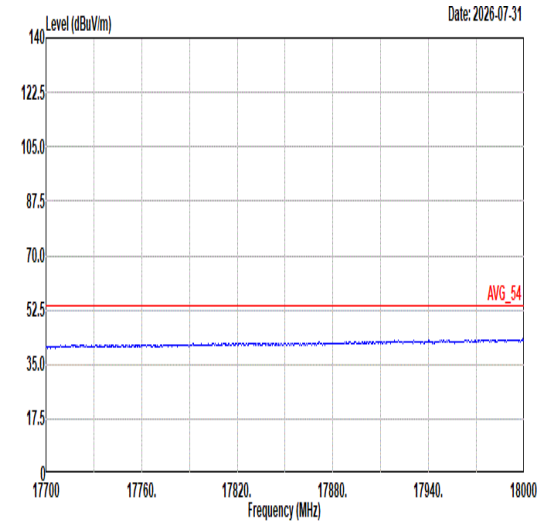 Site : 03CH13-HY Condition: AVG_54 3m HORN_9120D_1326 HORIZONTAL	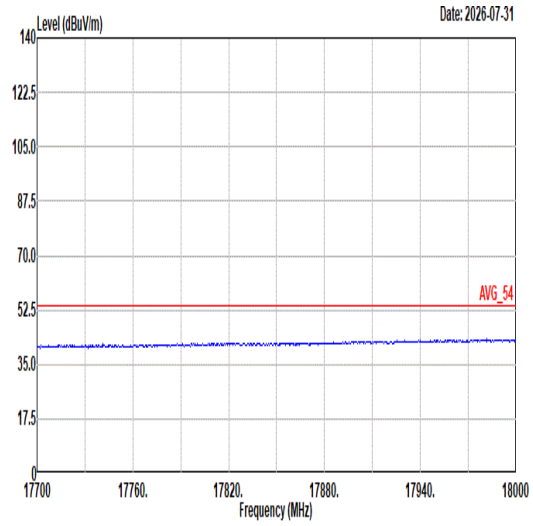 Site : 03CH13-HY Condition: AVG_54 3m HORN_9120D_1326 VERTICAL

Mode	69
	Band Edge
	U-NII-3_5.725-5.85_802.11a_CH165_5825MHz
ANT	MIMO

Pol.	Horizontal	Fundamental
Peak	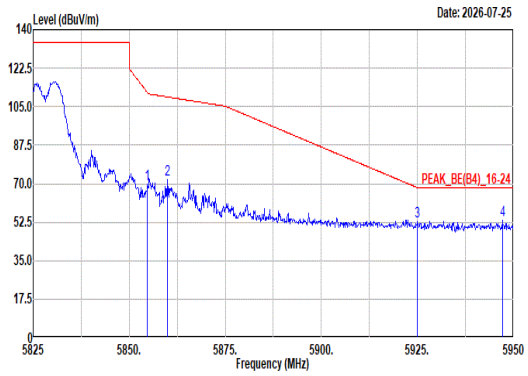 Site : 03CH13-HY Condition: PEAK_BE(B4)_16-24 3m HORN_9120D_1326 HORIZONTAL : RBW:1000.000kHz VBW:3000.000kHz SWT:Auto 1 5854.75 69.77 111.37 -41.60 61.76 34.12 10.77 36.88 0.00 100 154 Peak 2 5860.00 72.01 109.40 -37.39 63.97 34.14 10.78 36.88 0.00 100 154 Peak 3 5925.00 52.70 68.20 -15.50 44.47 34.30 10.83 36.90 0.00 100 154 Peak 4 5947.13 53.53 68.20 -14.67 45.29 34.30 10.85 36.91 0.00 100 154 Peak	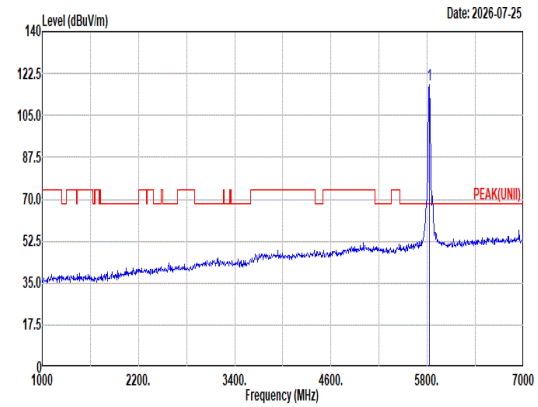 Site : 03CH13-HY Condition: PEAK(UNII) 3m HORN_9120D_1326 HORIZONTAL : RBW:1000.000kHz VBW:3000.000kHz SWT:Auto 1 5825.00 117.67 ------ ------ 109.73 34.06 10.75 36.87 0.00 100 154 Peak
Avg	Blank	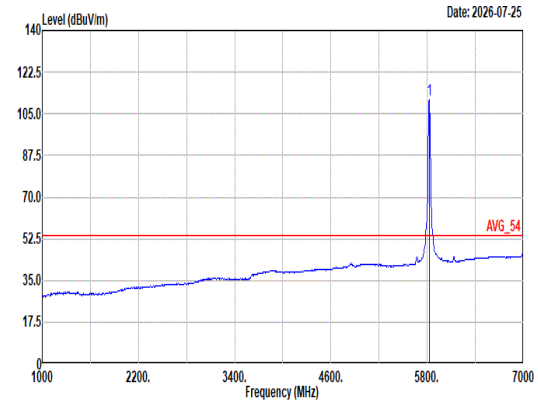 Site : 03CH13-HY Condition: AVG_54 3m HORN_9120D_1326 HORIZONTAL : RBW:1000.000kHz VBW:0.010kHz SWT:Auto 1 5825.00 111.02 ------ ------ 103.08 34.06 10.75 36.87 0.00 100 154 Average

Mode	69
	Band Edge
	U-NII-3_5.725-5.85_802.11a_CH165_5825MHz
ANT	MIMO

Pol.	Vertical	Fundamental
Peak	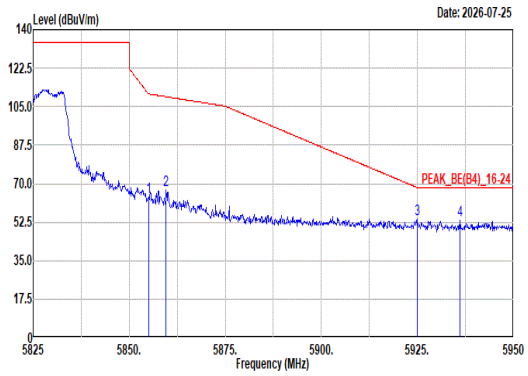 Site : 03CH13-HY Condition: PEAK_BE(B4)_16-24 3m HORN_9120D_1326 VERTICAL : RBW:1000.000kHz VBW:3000.000kHz SWT:Auto Freq Level Limit Line Margin Read Level Ant Factor Cable Loss Preamp Factor Aux Factor APos TPos Remark MHz dBuV/m dBuV/m dB dBuV dB/m dB dB dB cm deg 1 5855.00 64.02 110.80 -46.78 56.01 34.12 10.77 36.88 0.00 101 78 Peak 2 5859.63 67.04 109.50 -42.46 59.00 34.14 10.78 36.88 0.00 101 78 Peak 3 5924.88 53.81 68.29 -14.48 45.58 34.30 10.83 36.90 0.00 101 78 Peak 4 5936.13 53.31 68.20 -14.89 45.08 34.30 10.84 36.91 0.00 101 78 Peak	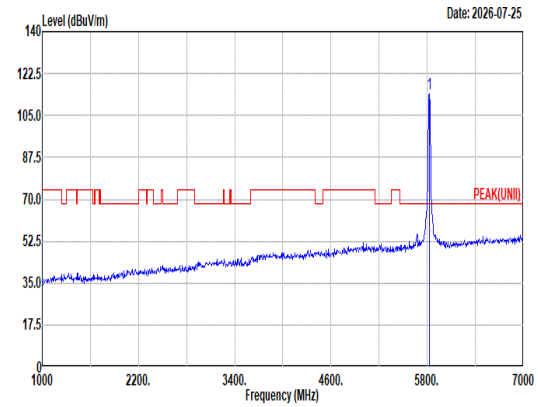 Site : 03CH13-HY Condition: PEAK(UNII) 3m HORN_9120D_1326 VERTICAL : RBW:1000.000kHz VBW:3000.000kHz SWT:Auto Freq Level Limit Line Margin Read Level Ant Factor Cable Loss Preamp Factor Aux Factor APos TPos Remark MHz dBuV/m dBuV/m dB dBuV dB/m dB dB dB cm deg 1 5825.00 114.21 ------ ------ 106.28 34.05 10.75 36.87 0.00 101 78 Peak
Avg	Blank	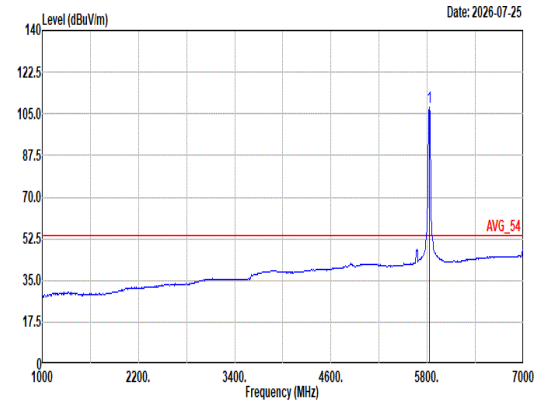 Site : 03CH13-HY Condition: AVG_54 3m HORN_9120D_1326 VERTICAL : RBW:1000.000kHz VBW:0.010kHz SWT:Auto Freq Level Limit Line Margin Read Level Ant Factor Cable Loss Preamp Factor Aux Factor APos TPos Remark MHz dBuV/m dBuV/m dB dBuV dB/m dB dB dB cm deg 1 5825.00 107.56 ------ ------ 99.62 34.06 10.75 36.87 0.00 101 78 Average

Mode	69	
	Harmonic	
	U-NII-3_5.725-5.85_802.11a_CH165_5825MHz	
ANT	MIMO	
Pol.	Horizontal	Vertical
Peak Avg	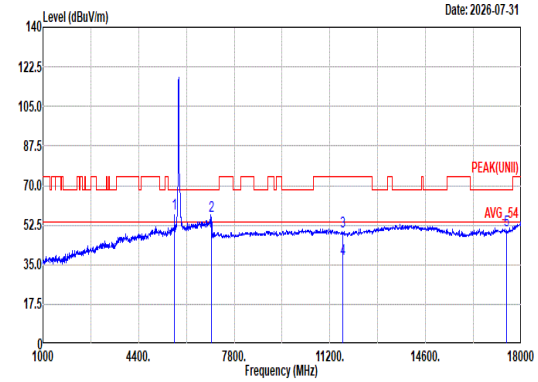 Site : 03CH13-HY Condition: PEAK(UNII) 3m HORN_9120D_1326 HORIZONTAL Freq Level Limit Line Margin Read Level Ant Factor Cable Loss Preamp Factor Aux Factor APos TPos Remark MHz dBuV/m dBuV/m dB dBuV dB/m dB dB dB cm deg 1 5672.00 57.83 68.20 -10.37 50.89 33.18 10.57 36.81 0.00 400 58 Peak 2 6990.00 56.47 68.20 -11.73 46.12 35.80 11.59 37.04 0.00 100 63 Peak 3 11650.00 49.59 74.00 -24.41 37.16 38.20 14.96 41.17 0.44 -- -- Peak 4 11650.00 37.39 54.00 -16.61 24.96 38.20 14.96 41.17 0.44 -- -- Average 5 17475.00 50.06 68.20 -18.14 39.53 38.85 18.59 47.59 0.68 -- -- Peak	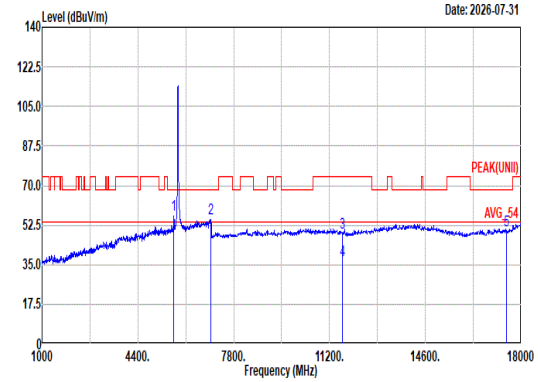 Site : 03CH13-HY Condition: PEAK(UNII) 3m HORN_9120D_1326 VERTICAL Freq Level Limit Line Margin Read Level Ant Factor Cable Loss Preamp Factor Aux Factor APos TPos Remark MHz dBuV/m dBuV/m dB dBuV dB/m dB dB dB cm deg 1 5672.00 57.13 68.20 -11.07 50.19 33.18 10.57 36.81 0.00 280 116 Peak 2 6990.00 55.28 68.20 -12.92 44.93 35.80 11.59 37.04 0.00 123 67 Peak 3 11650.00 49.17 74.00 -24.83 36.74 38.20 14.96 41.17 0.44 -- -- Peak 4 11650.00 36.97 54.00 -17.03 24.54 38.20 14.96 41.17 0.44 -- -- Average 5 17475.00 50.07 68.20 -18.13 39.54 38.85 18.59 47.59 0.68 -- -- Peak

Mode	69	
	Harmonic	
	U-NII-3_5.725-5.85_802.11a_CH165_5825MHz	
ANT	MIMO	
Pol.	Horizontal	Vertical
14.47G ~14.5G Avg	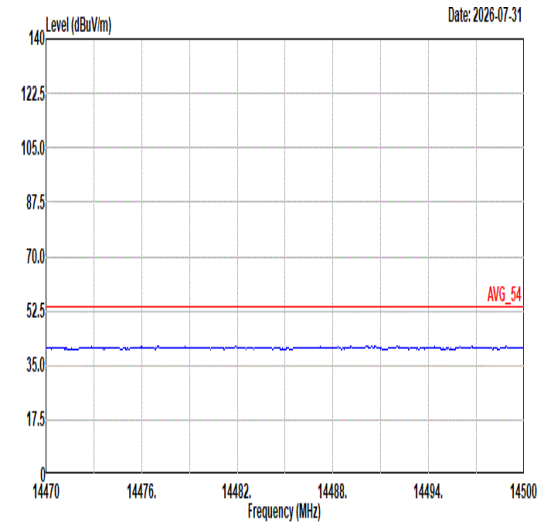 Site : 03CH13-HY Condition: AVG_54 3m HORN_9120D_1326 HORIZONTAL	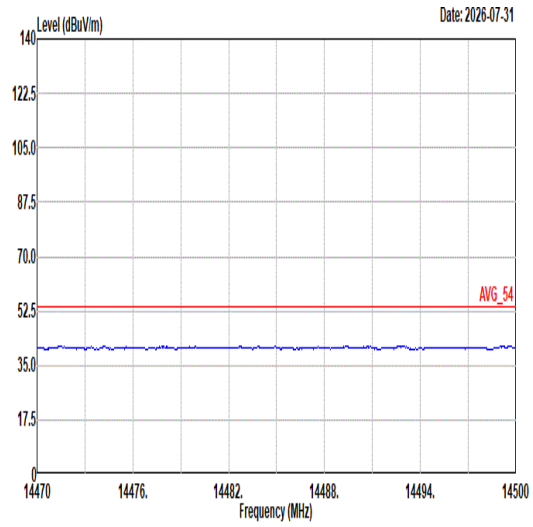 Site : 03CH13-HY Condition: AVG_54 3m HORN_9120D_1326 VERTICAL
17.7G ~18G Avg	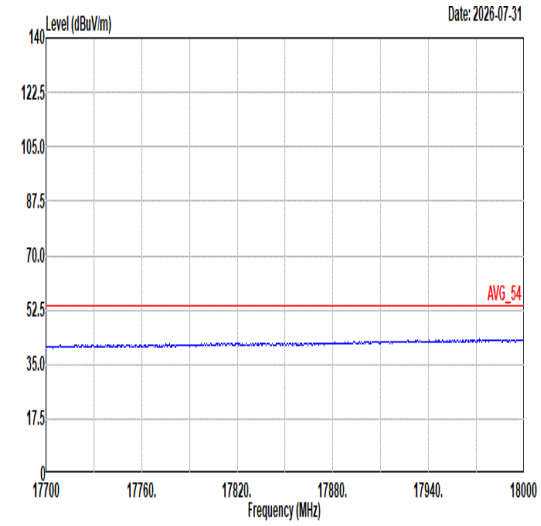 Site : 03CH13-HY Condition: AVG_54 3m HORN_9120D_1326 HORIZONTAL	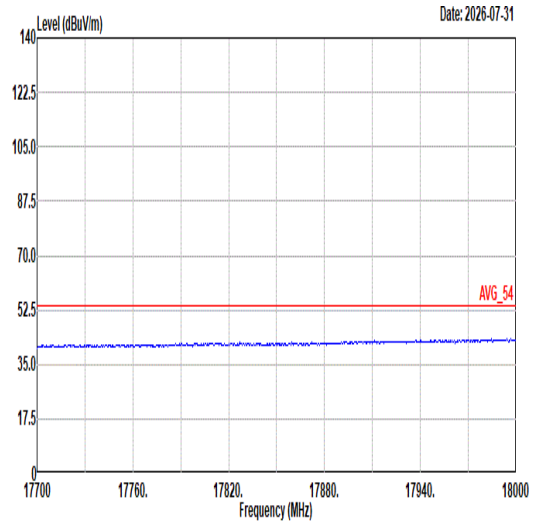 Site : 03CH13-HY Condition: AVG_54 3m HORN_9120D_1326 VERTICAL

Mode	70	
	Band Edge	
	U-NII-3_5.725-5.85_802.11n HT20_CH149_5745MHz	
ANT	MIMO	
Pol.	Horizontal	Fundamental
Peak	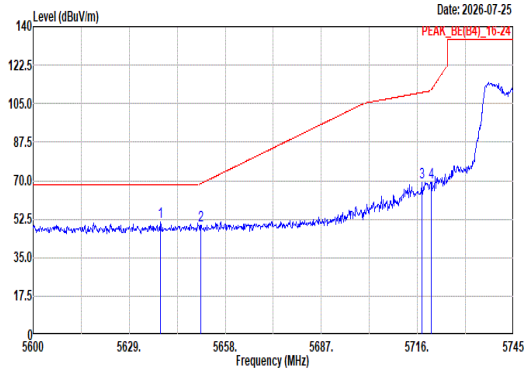 Site : 03CH13-HY Condition: PEAK_BE(B4)_16-24 3m HORN_9120D_1326 HORIZONTAL : RBW:1000.000kHz VBW:3000.000kHz SWT:Auto Freq Level Limit Line Margin Read Level Ant Factor Cable Loss Preamp Factor Aux Factor APos TPos Remark MHz dBuV/m dBuV/m dB dBuV dB/m dB dB dB cm deg 1 5638.43 50.99 68.20 -17.21 44.31 32.95 10.53 36.80 0.00 300 188 Peak 2 5650.61 49.92 68.65 -18.73 43.18 33.00 10.54 36.80 0.00 300 188 Peak 3 5717.31 68.95 110.05 -41.10 61.65 33.50 10.63 36.83 0.00 300 188 Peak 4 5720.21 69.29 111.27 -41.98 61.97 33.52 10.63 36.83 0.00 300 188 Peak	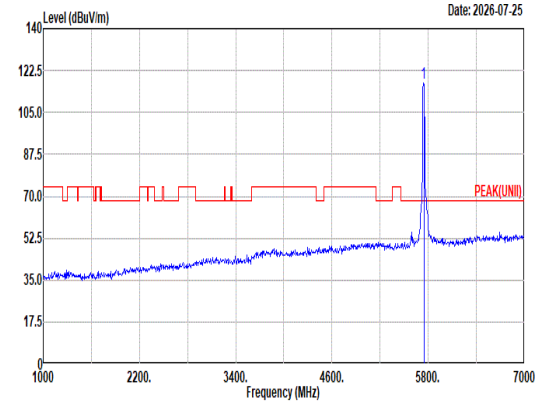 Site : 03CH13-HY Condition: PEAK(UNII) 3m HORN_9120D_1326 HORIZONTAL : RBW:1000.000kHz VBW:3000.000kHz SWT:Auto Freq Level Limit Line Margin Read Level Ant Factor Cable Loss Preamp Factor Aux Factor APos TPos Remark MHz dBuV/m dBuV/m dB dBuV dB/m dB dB dB cm deg 1 5745.00 117.21 ------ ------ 109.76 33.64 10.65 36.84 0.00 300 188 Peak
Avg	Blank	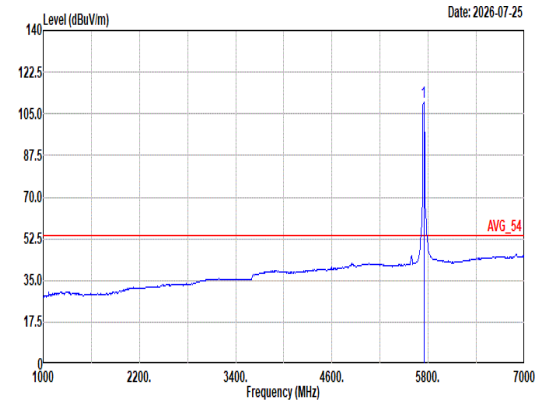 Site : 03CH13-HY Condition: AVG_54 3m HORN_9120D_1326 HORIZONTAL : RBW:1000.000kHz VBW:0.010kHz SWT:Auto Freq Level Limit Line Margin Read Level Ant Factor Cable Loss Preamp Factor Aux Factor APos TPos Remark MHz dBuV/m dBuV/m dB dBuV dB/m dB dB dB cm deg 1 5745.00 109.70 ------ ------ 102.20 33.68 10.66 36.84 0.00 300 188 Average

Mode	70	
	Band Edge	
	U-NII-3_5.725-5.85_802.11n HT20_CH149_5745MHz	
ANT	MIMO	
Pol.	Vertical	Fundamental
Peak	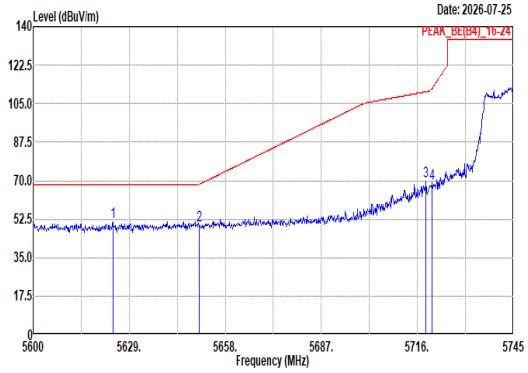 Site : 03CH13-HY Condition: PEAK_BE(B4)_16-24 3m HORN_9120D_1326 VERTICAL : RBW:1000.000kHz VBW:3000.000kHz SWT:Auto Freq Level Limit Line Margin Read Level Ant Factor Cable Loss Preamp Factor Aux Factor APos TPos Remark MHz dBuV/m dBuV/m dB dBuV dB/m dB dB dB cm deg 1 5624.07 51.34 68.20 -16.86 44.72 32.90 10.51 36.79 0.00 300 114 Peak 2 5650.03 49.86 68.22 -18.36 43.12 33.00 10.54 36.80 0.00 300 114 Peak 3 5718.61 69.68 110.41 -40.73 62.37 33.51 10.63 36.83 0.00 300 114 Peak 4 5720.35 68.75 111.60 -42.85 61.43 33.52 10.63 36.83 0.00 300 114 Peak	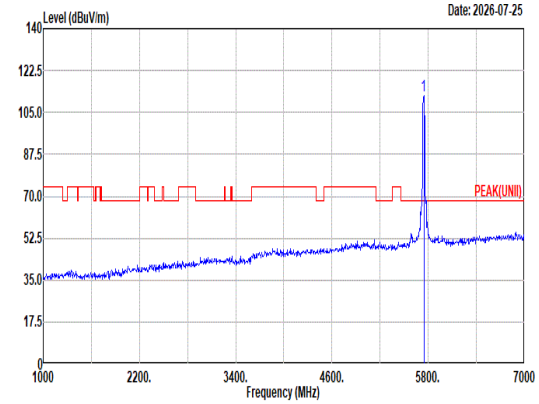 Site : 03CH13-HY Condition: PEAK(UNII) 3m HORN_9120D_1326 VERTICAL : RBW:1000.000kHz VBW:3000.000kHz SWT:Auto Freq Level Limit Line Margin Read Level Ant Factor Cable Loss Preamp Factor Aux Factor APos TPos Remark MHz dBuV/m dBuV/m dB dBuV dB/m dB dB dB cm deg 1 5745.00 112.21 ------ ------ 104.71 33.68 10.66 36.84 0.00 300 114 Peak
Avg	Blank	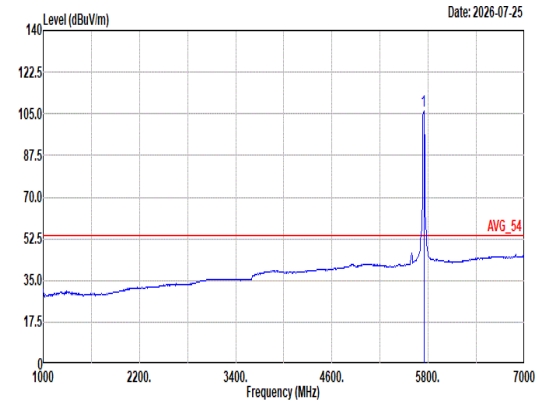 Site : 03CH13-HY Condition: AVG_54 3m HORN_9120D_1326 VERTICAL : RBW:1000.000kHz VBW:0.010kHz SWT:Auto Freq Level Limit Line Margin Read Level Ant Factor Cable Loss Preamp Factor Aux Factor APos TPos Remark MHz dBuV/m dBuV/m dB dBuV dB/m dB dB dB cm deg 1 5745.00 106.41 ------ ------ 98.91 33.68 10.66 36.84 0.00 300 114 Average

Mode	70	
	Harmonic	
	U-NII-3_5.725-5.85_802.11n HT20_CH149_5745MHz	
ANT	MIMO	
Pol.	Horizontal	Vertical
Peak Avg	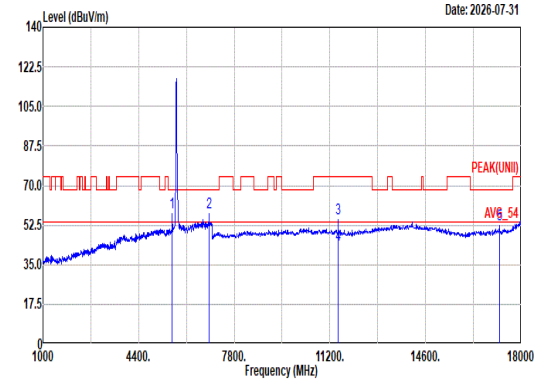 Site : 03CH13-HY Condition: PEAK(UNII) 3m HORN_9120D_1326 HORIZONTAL Freq Level Limit Line Margin Read Level Ant Factor Cable Loss Preamp Factor Aux Factor APos TPos Remark MHz dBuV/m dBuV/m dB dBuV dB/m dB dB dB cm deg 1 5591.00 58.30 68.20 -9.90 51.81 32.80 10.47 36.78 0.00 221 295 Peak 2 6894.00 58.14 68.20 -10.06 47.90 35.70 11.53 36.99 0.00 200 167 Peak 3 11490.00 55.32 74.00 -18.68 42.35 38.70 14.88 41.07 0.46 -- -- Peak 4 11490.00 44.07 54.00 -9.93 31.10 38.70 14.88 41.07 0.46 -- -- Average 5 17235.00 53.07 68.20 -15.13 42.72 38.63 18.50 47.43 0.65 -- -- Peak	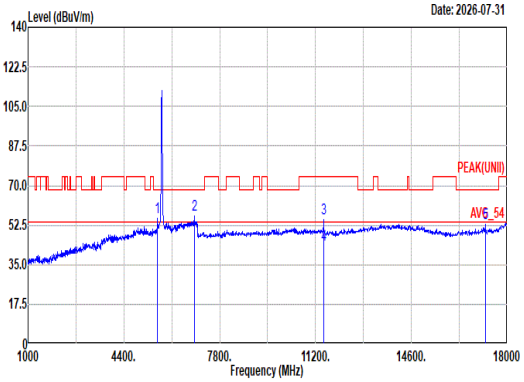 Site : 03CH13-HY Condition: PEAK(UNII) 3m HORN_9120D_1326 VERTICAL Freq Level Limit Line Margin Read Level Ant Factor Cable Loss Preamp Factor Aux Factor APos TPos Remark MHz dBuV/m dBuV/m dB dBuV dB/m dB dB dB cm deg 1 5591.00 56.04 68.20 -12.16 49.55 32.80 10.47 36.78 0.00 133 83 Peak 2 6894.00 57.18 68.20 -11.02 46.94 35.70 11.53 36.99 0.00 100 68 Peak 3 11490.00 55.38 74.00 -18.62 42.41 38.70 14.88 41.07 0.46 -- -- Peak 4 11490.00 44.09 54.00 -9.91 31.12 38.70 14.88 41.07 0.46 -- -- Average 5 17235.00 53.54 68.20 -14.66 43.19 38.63 18.50 47.43 0.65 -- -- Peak

Mode	70	
	Harmonic	
	U-NII-3_5.725-5.85_802.11n HT20_CH149_5745MHz	
ANT	MIMO	
Pol.	Horizontal	Vertical
14.47G ~14.5G Avg	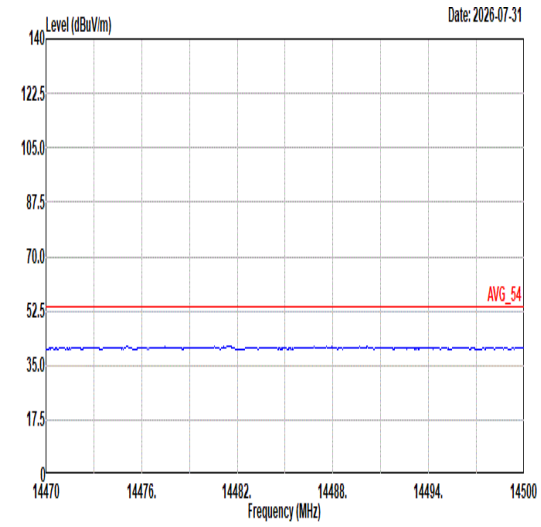 Site : 03CH13-HY Condition: AVG_54 3m HORN_9120D_1326 HORIZONTAL	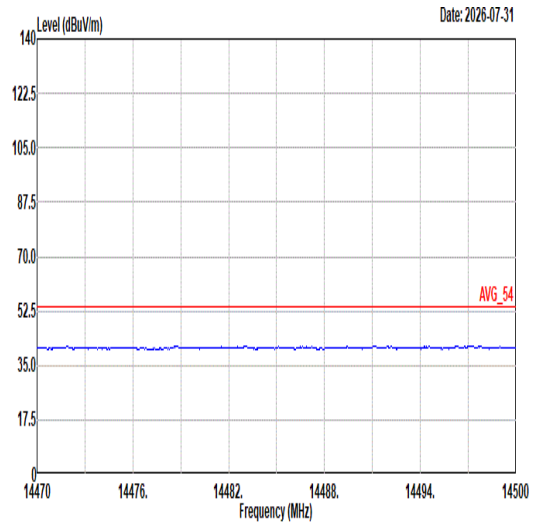 Site : 03CH13-HY Condition: AVG_54 3m HORN_9120D_1326 VERTICAL
17.7G ~18G Avg	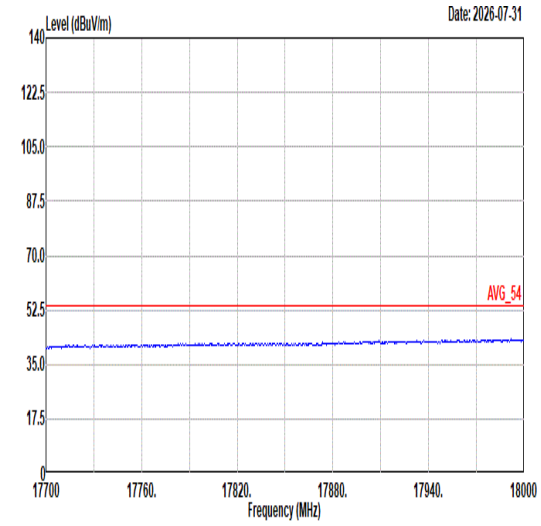 Site : 03CH13-HY Condition: AVG_54 3m HORN_9120D_1326 HORIZONTAL	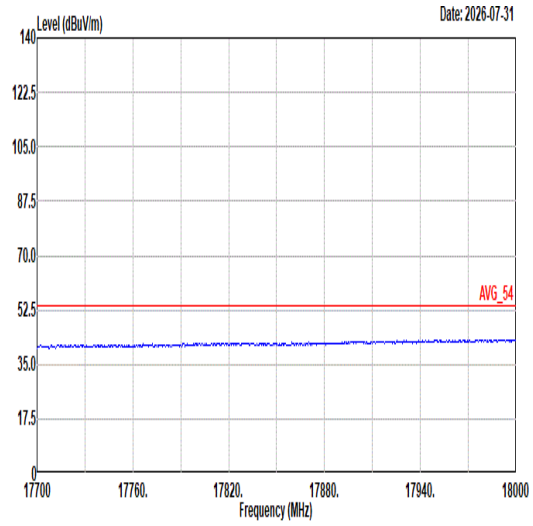 Site : 03CH13-HY Condition: AVG_54 3m HORN_9120D_1326 VERTICAL

Mode	71	
	Band Edge - L	
	U-NII-3_5.725-5.85_802.11n HT20_CH157_5785MHz	
ANT	MIMO	
Pol.	Horizontal	Fundamental
Peak	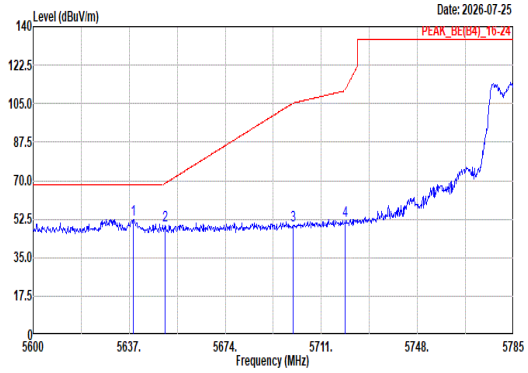 Site : 03CH13-HY Condition: PEAK_BE(B4)_16-24 3m HORN_9120D_1326 HORIZONTAL : RBW:1000.000kHz VBW:3000.000kHz SWT:Auto Freq Level Limit Line Margin Read Level Ant Factor Cable Loss Preamp Factor Aux Factor APos TPos Remark MHz dBuV/m dBuV/m dB dBuV dB/m dB dB dB cm deg 1 5638.67 52.56 68.20 -15.64 45.88 32.95 10.53 36.80 0.00 101 156 Peak 2 5650.69 49.41 68.71 -19.30 42.66 33.01 10.54 36.80 0.00 101 156 Peak 3 5700.27 49.85 105.28 -55.43 42.66 33.40 10.61 36.82 0.00 101 156 Peak 4 5720.25 51.73 111.37 -59.64 44.41 33.52 10.63 36.83 0.00 101 156 Peak	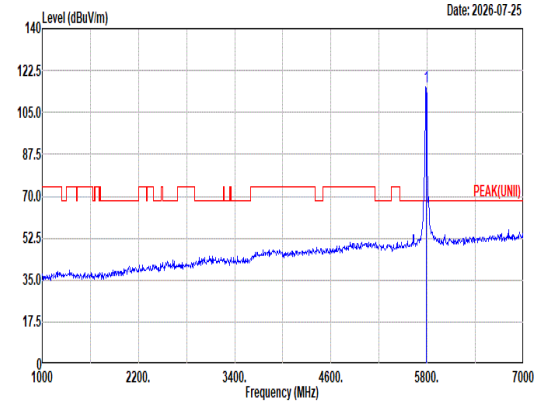 Site : 03CH13-HY Condition: PEAK(UNII) 3m HORN_9120D_1326 HORIZONTAL : RBW:1000.000kHz VBW:3000.000kHz SWT:Auto Freq Level Limit Line Margin Read Level Ant Factor Cable Loss Preamp Factor Aux Factor APos TPos Remark MHz dBuV/m dBuV/m dB dBuV dB/m dB dB dB cm deg 1 5785.00 115.69 ------ ------ 107.94 33.89 10.71 36.85 0.00 101 156 Peak
Avg	Blank	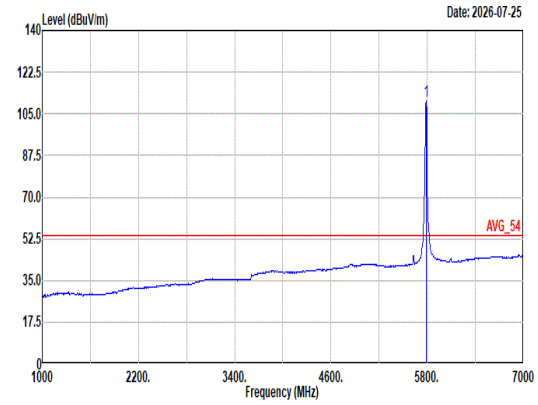 Site : 03CH13-HY Condition: AVG_54 3m HORN_9120D_1326 HORIZONTAL : RBW:1000.000kHz VBW:0.010kHz SWT:Auto Freq Level Limit Line Margin Read Level Ant Factor Cable Loss Preamp Factor Aux Factor APos TPos Remark MHz dBuV/m dBuV/m dB dBuV dB/m dB dB dB cm deg 1 5785.00 110.31 ------ ------ 102.51 33.93 10.72 36.85 0.00 101 156 Average

Mode	71	
	Band Edge - R	
	U-NII-3_5.725-5.85_802.11n HT20_CH157_5785MHz	
ANT	MIMO	
Pol.	Horizontal	Fundamental
Peak	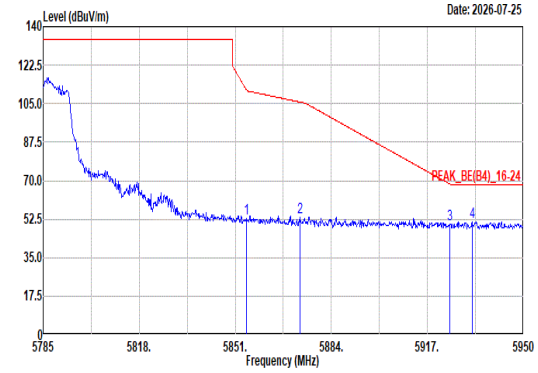 Site : 03CH13-HY Condition: PEAK_BE(B4)_16-24 3m HORN_9120D_1326 HORIZONTAL : RBW:1000.000kHz VBW:3000.000kHz SWT:Auto Limit Read Ant Cable Preamp Aux APos TPos Freq Level Line Margin Level Factor Loss Factor Factor Remark MHz dBuV/m dBuV/m dB dBuV dB/m dB dB dB cm deg 1 5854.80 52.79 111.27 -58.48 44.78 34.12 10.77 36.88 0.00 101 156 Peak 2 5873.11 53.52 105.73 -52.21 45.42 34.19 10.79 36.88 0.00 101 156 Peak 3 5924.76 50.17 68.38 -18.21 41.94 34.30 10.83 36.90 0.00 101 156 Peak 4 5932.35 51.36 68.20 -16.84 43.13 34.30 10.84 36.91 0.00 101 156 Peak	Blank

Mode	71	
	Band Edge - L	
	U-NII-3_5.725-5.85_802.11n HT20_CH157_5785MHz	
ANT	MIMO	
Pol.	Vertical	Fundamental
Peak	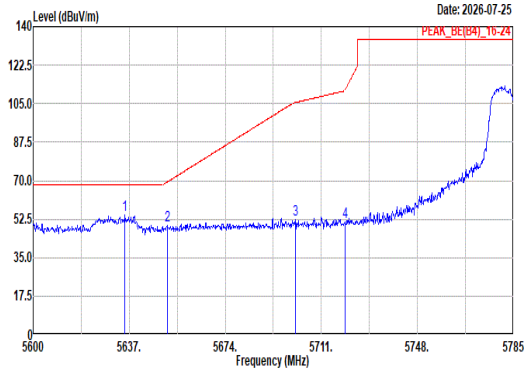 Site : 03CH13-HY Condition: PEAK_BE(B4)_16-24 3m HORN_9120D_1326 VERTICAL : RBW:1000.000kHz VBW:3000.000kHz SWT:Auto Freq Level Limit Line Margin Read Level Ant Factor Cable Loss Preamp Factor Aux Factor APos TPos Remark MHz dBuV/m dBuV/m dB dBuV dB/m dB dB dB cm deg 1 5635.34 54.26 68.20 -13.94 47.60 32.94 10.52 36.80 0.00 300 64 Peak 2 5651.62 49.71 69.40 -19.69 42.96 33.01 10.54 36.80 0.00 300 64 Peak 3 5701.01 52.16 105.48 -53.32 44.96 33.41 10.61 36.82 0.00 300 64 Peak 4 5720.25 51.06 111.37 -60.31 43.74 33.52 10.63 36.83 0.00 300 64 Peak	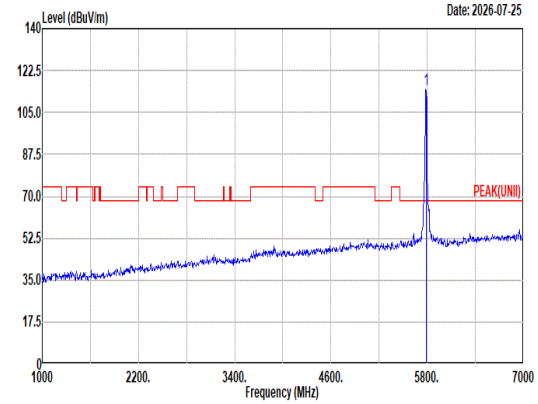 Site : 03CH13-HY Condition: PEAK(UNII) 3m HORN_9120D_1326 VERTICAL : RBW:1000.000kHz VBW:3000.000kHz SWT:Auto Freq Level Limit Line Margin Read Level Ant Factor Cable Loss Preamp Factor Aux Factor APos TPos Remark MHz dBuV/m dBuV/m dB dBuV dB/m dB dB dB cm deg 1 5785.00 114.74 ------ ------ 106.99 33.89 10.71 36.85 0.00 300 64 Peak
Avg	Blank	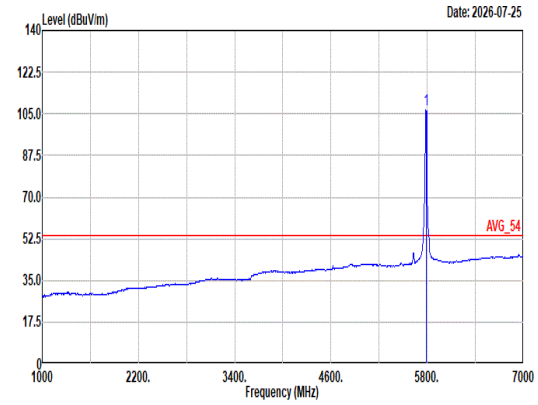 Site : 03CH13-HY Condition: AVG_54 3m HORN_9120D_1326 VERTICAL : RBW:1000.000kHz VBW:0.010kHz SWT:Auto Freq Level Limit Line Margin Read Level Ant Factor Cable Loss Preamp Factor Aux Factor APos TPos Remark MHz dBuV/m dBuV/m dB dBuV dB/m dB dB dB cm deg 1 5785.00 106.57 ------ ------ 98.82 33.89 10.71 36.85 0.00 300 64 Average

Mode	71	
	Band Edge - R	
	U-NII-3_5.725-5.85_802.11n HT20_CH157_5785MHz	
ANT	MIMO	
Pol.	Vertical	Fundamental
Peak	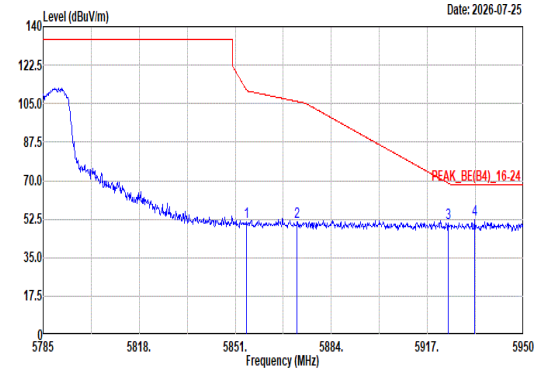 Site : 03CH13-HY Condition: PEAK_BE(B4)_16-24 3m HORN_9120D_1326 VERTICAL : RBW:1000.000kHz VBW:3000.000kHz SWT:Auto Limit Read Ant Cable Preamp Aux APos TPos Freq Level Line Margin Level Factor Loss Factor Factor Remark MHz dBuV/m dBuV/m dB dBuV dB/m dB dB dB cm deg 1 5854.96 51.23 110.89 -59.66 43.22 34.12 10.77 36.88 0.00 300 64 Peak 2 5872.29 51.30 105.96 -54.66 43.20 34.19 10.79 36.88 0.00 300 64 Peak 3 5924.26 50.93 68.75 -17.82 42.70 34.30 10.83 36.90 0.00 300 64 Peak 4 5933.34 52.33 68.20 -15.87 44.10 34.30 10.84 36.91 0.00 300 64 Peak	Blank

Mode	71	
	Harmonic	
	U-NII-3_5.725-5.85_802.11n HT20_CH157_5785MHz	
ANT	MIMO	
Pol.	Horizontal	Vertical
Peak Avg	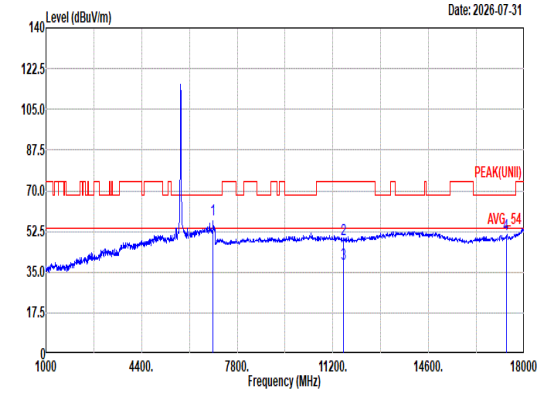 Site : 03CH13-HY Condition: PEAK(UNII) 3m HORN_9120D_1326 HORIZONTAL Freq Level Limit Line Margin Read Level Ant Factor Cable Loss Preamp Factor Aux Factor APos TPos Remark MHz dBuV/m dBuV/m dB dBuV dB/m dB dB dB cm deg 1 6942.00 57.47 68.20 -10.73 47.14 35.78 11.56 37.01 0.00 213 60 Peak 2 11570.00 49.17 74.00 -24.83 36.46 38.46 14.92 41.12 0.45 -- -- Peak 3 11570.00 38.74 54.00 -15.26 26.03 38.46 14.92 41.12 0.45 -- -- Average 4 17355.00 51.33 68.20 -16.87 40.80 38.82 18.55 47.51 0.67 -- -- Peak	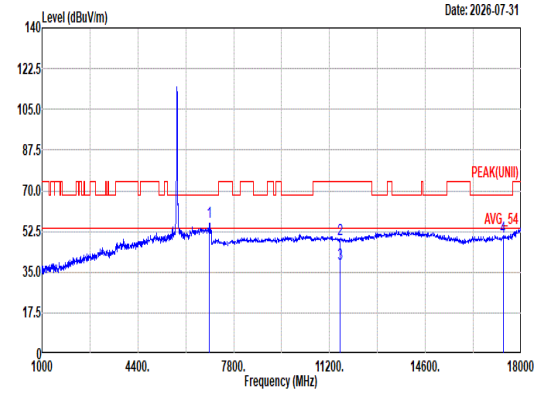 Site : 03CH13-HY Condition: PEAK(UNII) 3m HORN_9120D_1326 VERTICAL Freq Level Limit Line Margin Read Level Ant Factor Cable Loss Preamp Factor Aux Factor APos TPos Remark MHz dBuV/m dBuV/m dB dBuV dB/m dB dB dB cm deg 1 6942.00 56.70 68.20 -11.50 46.37 35.78 11.56 37.01 0.00 100 63 Peak 2 11570.00 49.02 74.00 -24.98 36.31 38.46 14.92 41.12 0.45 -- -- Peak 3 11570.00 38.77 54.00 -15.23 26.06 38.46 14.92 41.12 0.45 -- -- Average 4 17355.00 49.97 68.20 -18.23 39.44 38.82 18.55 47.51 0.67 -- -- Peak

Mode	71	
	Harmonic	
	U-NII-3_5.725-5.85_802.11n HT20_CH157_5785MHz	
ANT	MIMO	
Pol.	Horizontal	Vertical
14.47G ~14.5G Avg	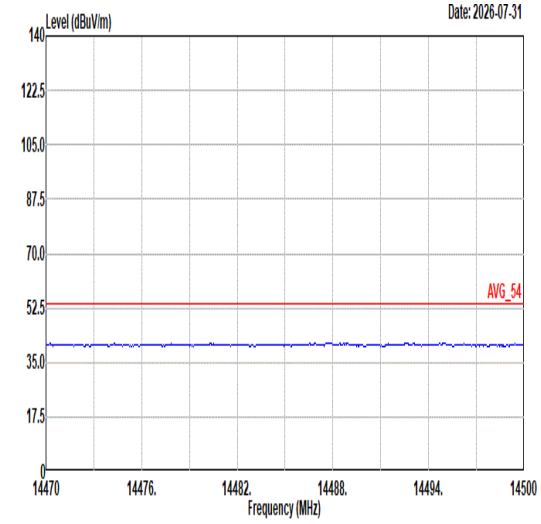 Site : 03CH13-HY Condition: AVG_54 3m HORN_9120D_1326 HORIZONTAL	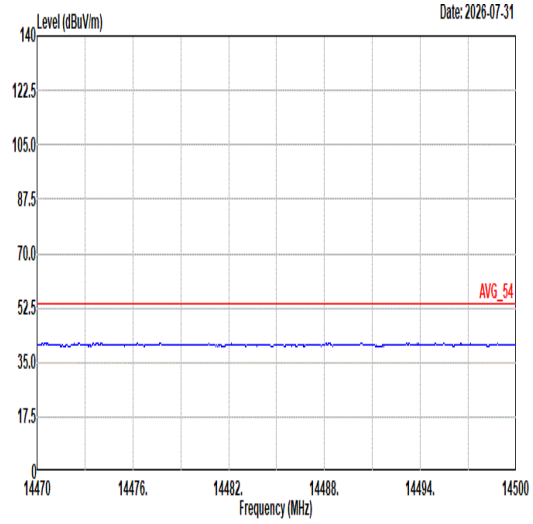 Site : 03CH13-HY Condition: AVG_54 3m HORN_9120D_1326 VERTICAL
17.7G ~18G Avg	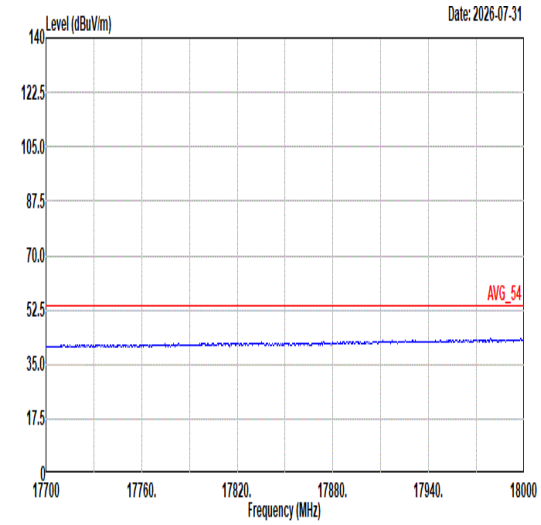 Site : 03CH13-HY Condition: AVG_54 3m HORN_9120D_1326 HORIZONTAL	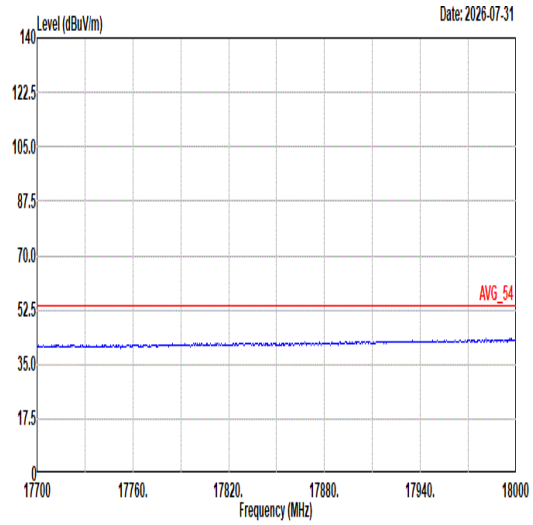 Site : 03CH13-HY Condition: AVG_54 3m HORN_9120D_1326 VERTICAL

Mode	72	
	Band Edge	
	U-NII-3_5.725-5.85_802.11n HT20_CH165_5825MHz	
ANT	MIMO	
Pol.	Horizontal	Fundamental
Peak	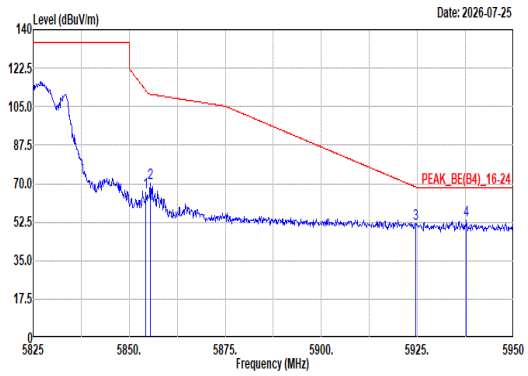 Site : 03CH13-HY Condition: PEAK_BE(B4)_16-24 3m HORN_9120D_1326 HORIZONTAL : RBW:1000.000kHz VBW:3000.000kHz SWT:Auto Freq Level Limit Line Margin Read Level Ant Factor Cable Loss Preamp Factor Aux Factor APos TPos Remark MHz dBuV/m dBuV/m dB dBuV dB/m dB dB dB cm deg 1 5854.38 66.01 112.22 -46.21 58.00 34.12 10.77 36.88 0.00 100 155 Peak 2 5855.50 70.03 110.66 -40.63 62.02 34.12 10.77 36.88 0.00 100 155 Peak 3 5924.50 51.81 68.57 -16.76 43.58 34.30 10.83 36.90 0.00 100 155 Peak 4 5937.75 53.31 68.20 -14.89 45.08 34.30 10.84 36.91 0.00 100 155 Peak	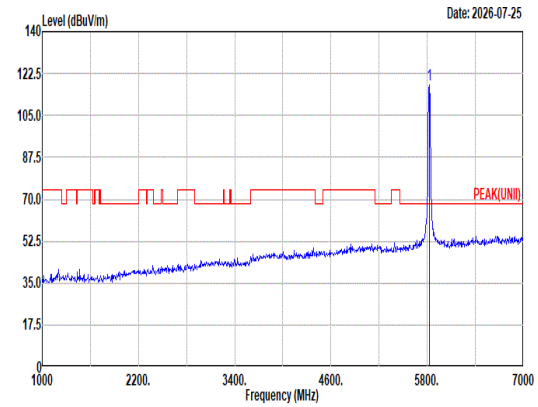 Site : 03CH13-HY Condition: PEAK(UNII) 3m HORN_9120D_1326 HORIZONTAL : RBW:1000.000kHz VBW:3000.000kHz SWT:Auto Freq Level Limit Line Margin Read Level Ant Factor Cable Loss Preamp Factor Aux Factor APos TPos Remark MHz dBuV/m dBuV/m dB dBuV dB/m dB dB dB cm deg 1 5825.00 117.80 ------ ------ 109.87 34.05 10.75 36.87 0.00 100 155 Peak
Avg	Blank	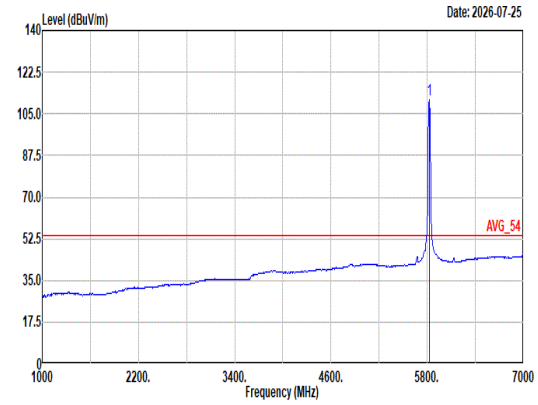 Site : 03CH13-HY Condition: AVG_54 3m HORN_9120D_1326 HORIZONTAL : RBW:1000.000kHz VBW:0.010kHz SWT:Auto Freq Level Limit Line Margin Read Level Ant Factor Cable Loss Preamp Factor Aux Factor APos TPos Remark MHz dBuV/m dBuV/m dB dBuV dB/m dB dB dB cm deg 1 5825.00 110.71 ------ ------ 102.78 34.05 10.75 36.87 0.00 100 155 Average

Mode	72	
	Band Edge	
	U-NII-3_5.725-5.85_802.11n HT20_CH165_5825MHz	
ANT	MIMO	
Pol.	Vertical	Fundamental
Peak	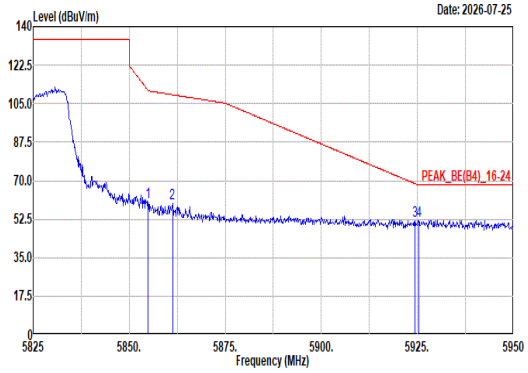 Site : 03CH13-HY Condition: PEAK_BE(B4)_16-24 3m HORN_9120D_1326 VERTICAL : RBW:1000.000kHz VBW:3000.000kHz SWT:Auto Freq Level Limit Line Margin Read Level Ant Factor Cable Loss Preamp Factor Aux Factor APos TPos Remark MHz dBuV/m dBuV/m dB dBuV dB/m dB dB dB cm deg 1 5854.88 60.09 111.08 -50.99 52.08 34.12 10.77 36.88 0.00 100 79 Peak 2 5861.25 59.77 109.05 -49.28 51.72 34.15 10.78 36.88 0.00 100 79 Peak 3 5924.38 51.93 68.66 -16.73 43.70 34.30 10.83 36.90 0.00 100 79 Peak 4 5925.38 52.02 68.20 -16.18 43.79 34.30 10.83 36.90 0.00 100 79 Peak	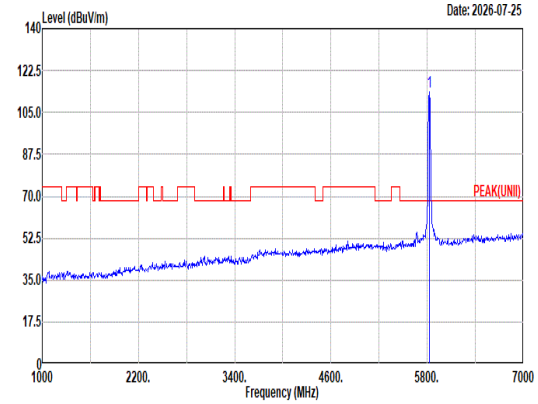 Site : 03CH13-HY Condition: PEAK(UNII) 3m HORN_9120D_1326 VERTICAL : RBW:1000.000kHz VBW:3000.000kHz SWT:Auto Freq Level Limit Line Margin Read Level Ant Factor Cable Loss Preamp Factor Aux Factor APos TPos Remark MHz dBuV/m dBuV/m dB dBuV dB/m dB dB dB cm deg 1 5825.00 113.34 ------ ------ 105.40 34.06 10.75 36.87 0.00 100 79 Peak
Avg	Blank	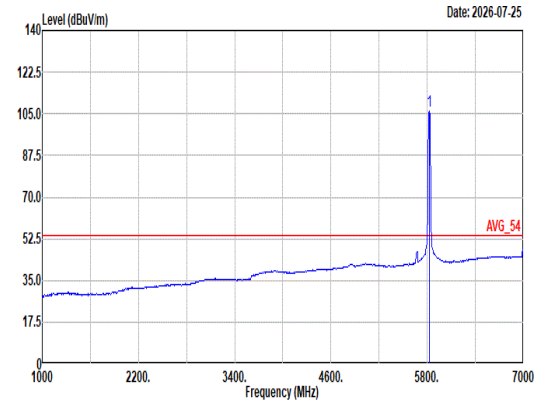 Site : 03CH13-HY Condition: AVG_54 3m HORN_9120D_1326 VERTICAL : RBW:1000.000kHz VBW:0.010kHz SWT:Auto Freq Level Limit Line Margin Read Level Ant Factor Cable Loss Preamp Factor Aux Factor APos TPos Remark MHz dBuV/m dBuV/m dB dBuV dB/m dB dB dB cm deg 1 5825.00 106.10 ------ ------ 98.17 34.05 10.75 36.87 0.00 100 79 Average

Mode	72	
	Harmonic	
	U-NII-3_5.725-5.85_802.11n HT20_CH165_5825MHz	
ANT	MIMO	
Pol.	Horizontal	Vertical
Peak Avg	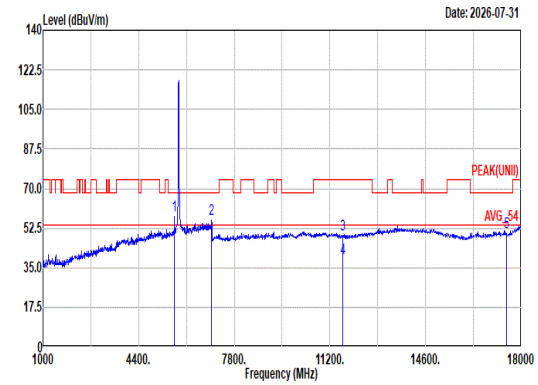 Site : 03CH13-HY Condition: PEAK(UNII) 3m HORN_9120D_1326 HORIZONTAL Freq Level Limit Line Margin Read Level Ant Factor Cable Loss Preamp Factor Aux Factor APos TPos Remark MHz dBuV/m dBuV/m dB dBuV dB/m dB dB dB cm deg 1 5671.00 57.94 68.20 -10.26 51.01 33.17 10.57 36.81 0.00 400 58 Peak 2 6990.00 56.71 68.20 -11.49 46.36 35.80 11.59 37.04 0.00 100 63 Peak 3 11650.00 49.60 74.00 -24.40 37.17 38.20 14.96 41.17 0.44 -- -- Peak 4 11650.00 39.08 54.00 -14.92 26.65 38.20 14.96 41.17 0.44 -- -- Average 5 17475.00 50.47 68.20 -17.73 39.94 38.85 18.59 47.59 0.68 -- -- Peak	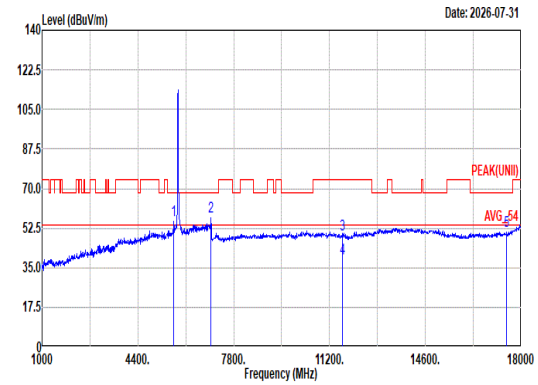 Site : 03CH13-HY Condition: PEAK(UNII) 3m HORN_9120D_1326 VERTICAL Freq Level Limit Line Margin Read Level Ant Factor Cable Loss Preamp Factor Aux Factor APos TPos Remark MHz dBuV/m dBuV/m dB dBuV dB/m dB dB dB cm deg 1 5671.00 55.95 68.20 -12.25 49.02 33.17 10.57 36.81 0.00 301 112 Peak 2 6990.00 57.71 68.20 -10.49 47.36 35.80 11.59 37.04 0.00 100 68 Peak 3 11650.00 49.40 74.00 -24.60 36.97 38.20 14.96 41.17 0.44 -- -- Peak 4 11650.00 39.08 54.00 -14.92 26.65 38.20 14.96 41.17 0.44 -- -- Average 5 17475.00 51.27 68.20 -16.93 40.74 38.85 18.59 47.59 0.68 -- -- Peak

Mode	72	
	Harmonic	
	U-NII-3_5.725-5.85_802.11n HT20_CH165_5825MHz	
ANT	MIMO	
Pol.	Horizontal	Vertical
14.47G ~14.5G Avg	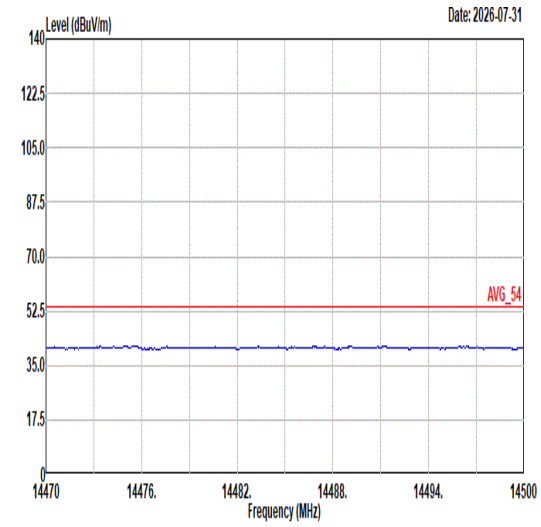 Site : 03CH13-HY Condition: AVG_54 3m HORN_9120D_1326 HORIZONTAL	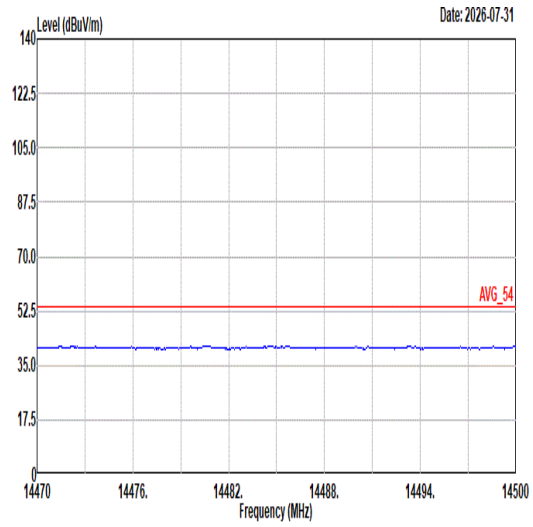 Site : 03CH13-HY Condition: AVG_54 3m HORN_9120D_1326 VERTICAL
17.7G ~18G Avg	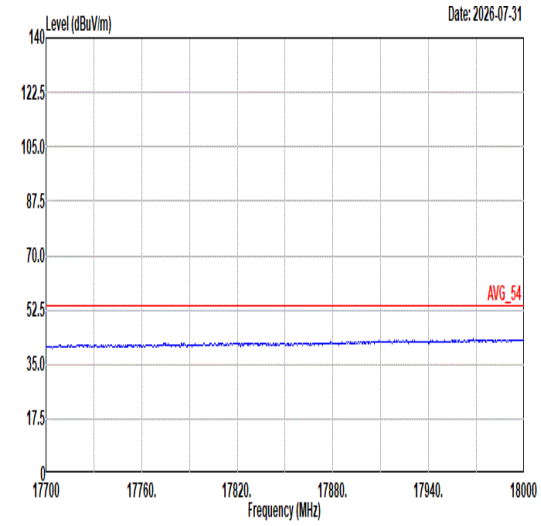 Site : 03CH13-HY Condition: AVG_54 3m HORN_9120D_1326 HORIZONTAL	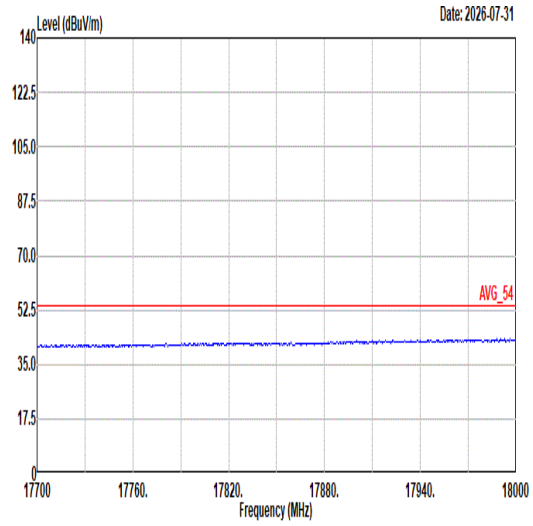 Site : 03CH13-HY Condition: AVG_54 3m HORN_9120D_1326 VERTICAL

Mode	73	
	Band Edge - L	
	U-NII-3_5.725-5.85_802.11n HT40_CH151_5755MHz	
ANT	MIMO	
Pol.	Horizontal	Fundamental
Peak	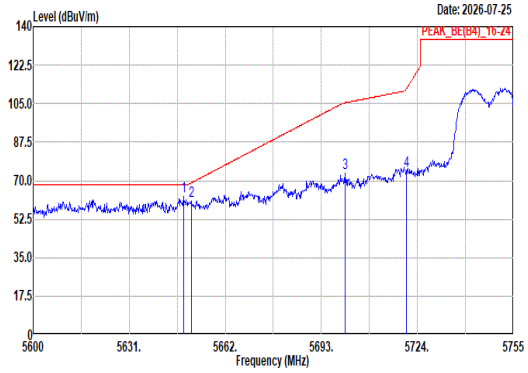 Site : 03CH13-HY Condition: PEAK_BE(B4)_16-24 3m HORN_9120D_1326 HORIZONTAL : RBW:1000.000kHz VBW:3000.000kHz SWT:Auto 1 5648.52 62.67 68.20 -5.53 55.94 32.99 10.54 36.80 0.00 100 196 Peak 2 5651.00 60.86 68.94 -8.08 54.11 33.01 10.54 36.80 0.00 100 196 Peak 3 5700.75 73.47 105.41 -31.94 66.28 33.40 10.61 36.82 0.00 100 196 Peak 4 5720.44 74.26 111.79 -37.53 66.94 33.52 10.63 36.83 0.00 100 196 Peak	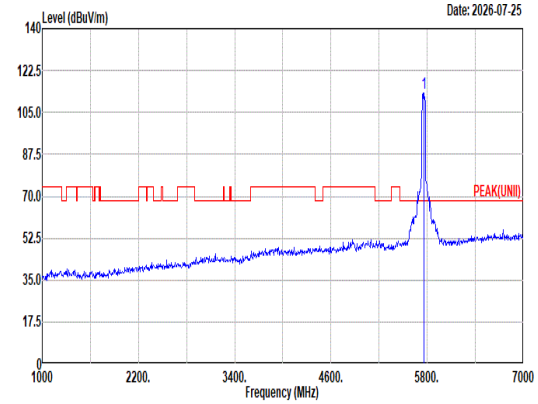 Site : 03CH13-HY Condition: PEAK(UNII) 3m HORN_9120D_1326 HORIZONTAL : RBW:1000.000kHz VBW:3000.000kHz SWT:Auto 1 5755.00 113.02 ------ ------ 105.40 33.78 10.69 36.85 0.00 100 196 Peak
Avg	Blank	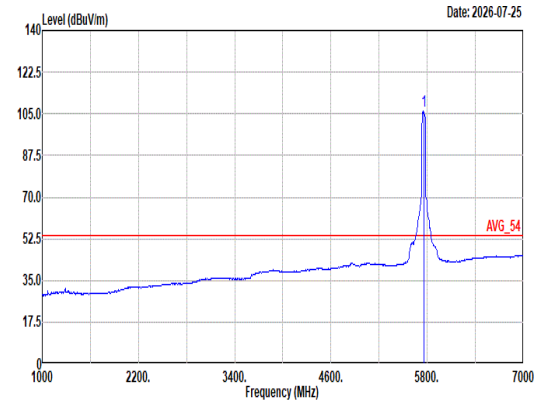 Site : 03CH13-HY Condition: AVG_54 3m HORN_9120D_1326 HORIZONTAL : RBW:1000.000kHz VBW:0.010kHz SWT:Auto 1 5755.00 105.98 ------ ------ 98.44 33.71 10.67 36.84 0.00 100 196 Average

Mode	73	
	Band Edge - R	
	U-NII-3_5.725-5.85_802.11n HT40_CH151_5755MHz	
ANT	MIMO	
Pol.	Horizontal	Fundamental
Peak	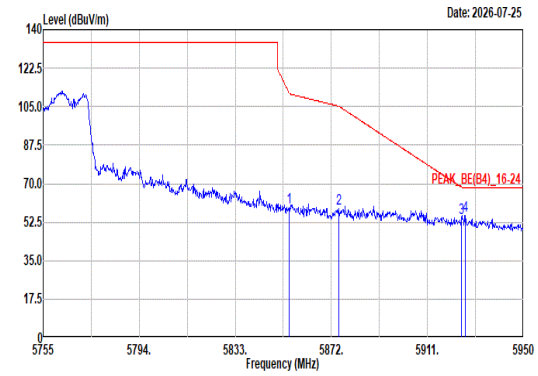 Site : 03CH13-HY Condition: PEAK_BE(B4)_16-24 3m HORN_9120D_1326 HORIZONTAL : RBW:1000.000kHz VBW:3000.000kHz SWT:Auto Limit Read Ant Cable Preamp Aux APos TPos Freq Level Line Margin Level Factor Loss Factor Factor Remark MHz dBuV/m dBuV/m dB dBuV dB/m dB dB dB cm deg 1 5854.84 59.37 111.16 -51.79 51.36 34.12 10.77 36.88 0.00 100 196 Peak 2 5874.93 58.84 105.22 -46.38 50.73 34.20 10.79 36.88 0.00 100 196 Peak 3 5924.85 54.22 68.31 -14.09 45.99 34.30 10.83 36.90 0.00 100 196 Peak 4 5926.41 55.73 68.20 -12.47 47.50 34.30 10.83 36.90 0.00 100 196 Peak	Blank

Mode	73	
	Band Edge - L	
	U-NII-3_5.725-5.85_802.11n HT40_CH151_5755MHz	
ANT	MIMO	
Pol.	Vertical	Fundamental
Peak	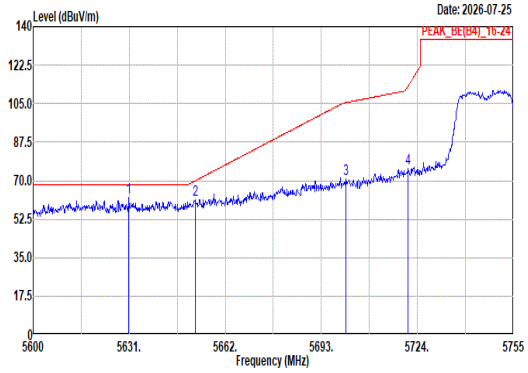 Site : 03CH13-HY Condition: PEAK_BE(B4)_16-24 3m HORN_9120D_1326 VERTICAL : RBW:1000.000kHz VBW:3000.000kHz SWT:Auto Freq Level Limit Line Margin Read Level Ant Factor Cable Loss Preamp Factor Aux Factor APos TPos Remark MHz dBuV/m dBuV/m dB dBuV dB/m dB dB dB cm deg 1 5630.85 62.34 68.20 -5.86 55.70 32.92 10.52 36.80 0.00 100 82 Peak 2 5652.24 61.28 69.86 -8.58 54.51 33.02 10.55 36.80 0.00 100 82 Peak 3 5700.91 70.81 105.45 -34.64 63.61 33.41 10.61 36.82 0.00 100 82 Peak 4 5721.06 75.33 113.21 -37.88 68.00 33.53 10.63 36.83 0.00 100 82 Peak	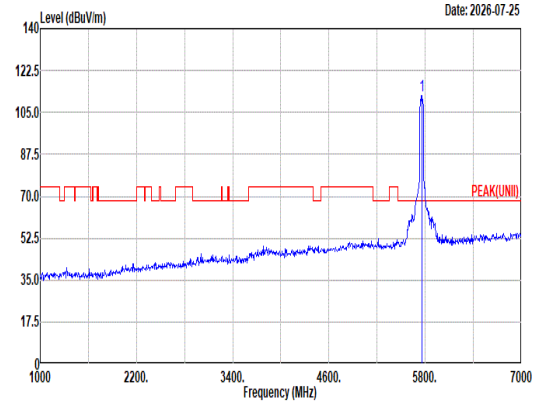 Site : 03CH13-HY Condition: PEAK(UNII) 3m HORN_9120D_1326 VERTICAL : RBW:1000.000kHz VBW:3000.000kHz SWT:Auto Freq Level Limit Line Margin Read Level Ant Factor Cable Loss Preamp Factor Aux Factor APos TPos Remark MHz dBuV/m dBuV/m dB dBuV dB/m dB dB dB cm deg 1 5755.00 112.06 ------ ------ 104.47 33.75 10.68 36.84 0.00 100 82 Peak
Avg	Blank	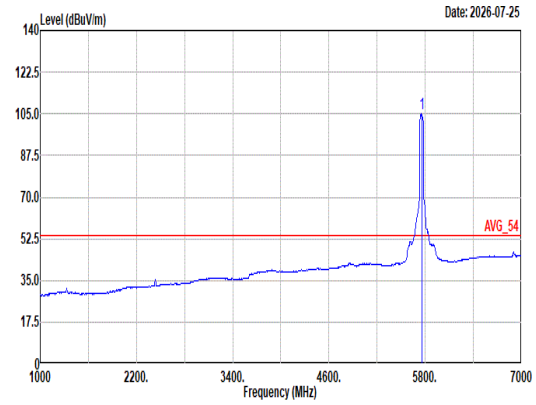 Site : 03CH13-HY Condition: AVG_54 3m HORN_9120D_1326 VERTICAL : RBW:1000.000kHz VBW:0.010kHz SWT:Auto Freq Level Limit Line Margin Read Level Ant Factor Cable Loss Preamp Factor Aux Factor APos TPos Remark MHz dBuV/m dBuV/m dB dBuV dB/m dB dB dB cm deg 1 5755.00 105.03 ------ ------ 97.49 33.71 10.67 36.84 0.00 100 82 Average

Mode	73	
	Band Edge - R	
	U-NII-3_5.725-5.85_802.11n HT40_CH151_5755MHz	
ANT	MIMO	
Pol.	Vertical	Fundamental
Peak	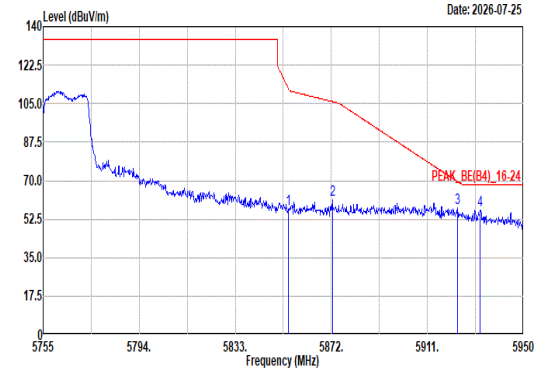 Site : 03CH13-HY Condition: PEAK_BE(B4)_16-24 3m HORN_9120D_1326 VERTICAL : RBW:1000.000kHz VBW:3000.000kHz SWT:Auto Limit Read Ant Cable Preamp Aux APos TPos Freq Level Line Margin Level Factor Loss Factor Factor Remark MHz dBuV/m dBuV/m dB dBuV dB/m dB dB dB cm deg 1 5854.65 56.87 111.61 -54.74 48.86 34.12 10.77 36.88 0.00 100 82 Peak 2 5872.39 61.40 105.93 -44.53 53.30 34.19 10.79 36.88 0.00 100 82 Peak 3 5923.09 57.84 69.61 -11.77 49.61 34.30 10.83 36.90 0.00 100 82 Peak 4 5932.45 56.54 68.20 -11.66 48.31 34.30 10.84 36.91 0.00 100 82 Peak	Blank

Mode	74	
	Band Edge - L	
	U-NII-3_5.725-5.85_802.11n HT40_CH159_5795MHz	
ANT	MIMO	
Pol.	Horizontal	Fundamental
Peak	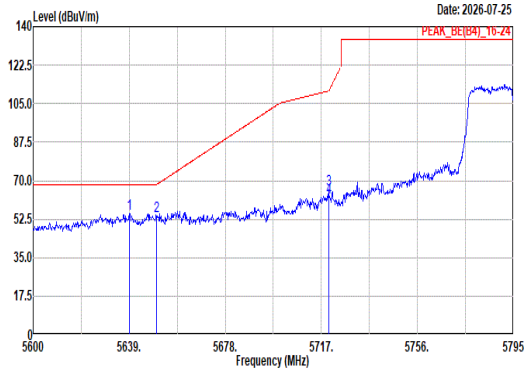 Site : 03CH13-HY Condition: PEAK_BE(B4)_16-24 3m HORN_9120D_1326 HORIZONTAL : RBW:1000.000kHz VBW:3000.000kHz SWT:Auto Freq Level Limit Line Margin Read Level Ant Factor Cable Loss Preamp Factor Aux Factor APos TPos Remark 1 5639.20 55.17 68.20 -13.03 48.48 32.96 10.53 36.80 0.00 100 181 Peak 2 5650.12 54.10 68.29 -14.19 47.36 33.00 10.54 36.80 0.00 100 181 Peak 3 5719.93 66.11 110.78 -44.67 58.79 33.52 10.63 36.83 0.00 100 181 Peak 4 5720.12 62.57 111.07 -48.50 55.25 33.52 10.63 36.83 0.00 100 181 Peak	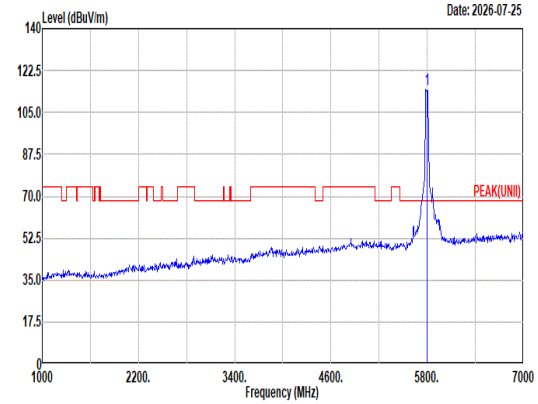 Site : 03CH13-HY Condition: PEAK(UNII) 3m HORN_9120D_1326 HORIZONTAL : RBW:1000.000kHz VBW:3000.000kHz SWT:Auto Freq Level Limit Line Margin Read Level Ant Factor Cable Loss Preamp Factor Aux Factor APos TPos Remark 1 5795.00 114.42 ------ ------ 106.67 33.89 10.71 36.85 0.00 100 181 Peak
Avg	Blank	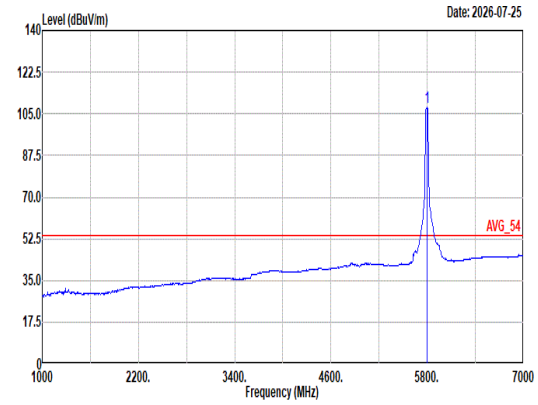 Site : 03CH13-HY Condition: AVG_54 3m HORN_9120D_1326 HORIZONTAL : RBW:1000.000kHz VBW:0.010kHz SWT:Auto Freq Level Limit Line Margin Read Level Ant Factor Cable Loss Preamp Factor Aux Factor APos TPos Remark 1 5795.00 107.60 ------ ------ 99.78 33.96 10.72 36.86 0.00 100 181 Average

Mode	74	
	Band Edge - R	
	U-NII-3_5.725-5.85_802.11n HT40_CH159_5795MHz	
ANT	MIMO	
Pol.	Horizontal	Fundamental
Peak	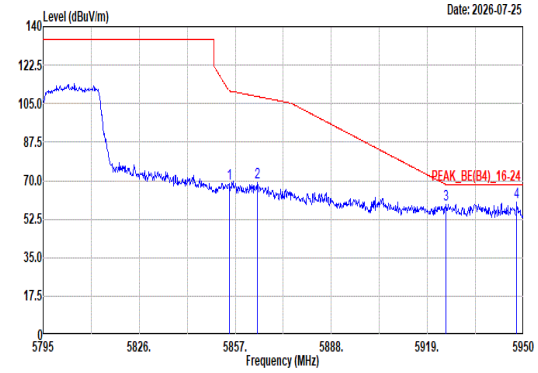 Site : 03CH13-HY Condition: PEAK_BE(B4)_16-24 3m HORN_9120D_1326 HORIZONTAL : RBW:1000.000kHz VBW:3000.000kHz SWT:Auto Limit Read Ant Cable Preamp Aux APos TPos Freq Level Line Margin Level Factor Loss Factor Factor Remark MHz dBuV/m dBuV/m dB dBuV dB/m dB dB dB cm deg 1 5854.99 68.54 110.83 -42.29 60.53 34.12 10.77 36.88 0.00 100 181 Peak 2 5864.13 69.33 108.24 -38.91 61.27 34.16 10.78 36.88 0.00 100 181 Peak 3 5924.89 59.11 68.28 -9.17 50.88 34.30 10.83 36.90 0.00 100 181 Peak 4 5947.83 60.04 68.20 -8.16 51.80 34.30 10.85 36.91 0.00 100 181 Peak	Blank

Mode	74	
	Band Edge - L	
	U-NII-3_5.725-5.85_802.11n HT40_CH159_5795MHz	
ANT	MIMO	
Pol.	Vertical	Fundamental
Peak	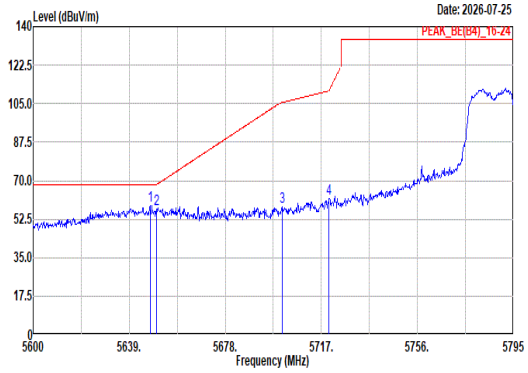 Site : 03CH13-HY Condition: PEAK_BE(B4)_16-24 3m HORN_9120D_1326 VERTICAL : RBW:1000.000kHz VBW:3000.000kHz SWT:Auto Freq Level Limit Line Margin Read Level Ant Factor Cable Loss Preamp Factor Aux Factor APos TPos Remark MHz dBuV/m dBuV/m dB dBuV dB/m dB dB dB cm deg 1 5647.58 58.72 68.20 -9.48 51.99 32.99 10.54 36.80 0.00 325 65 Peak 2 5650.12 57.22 68.29 -11.07 50.48 33.00 10.54 36.80 0.00 325 65 Peak 3 5701.01 58.15 105.48 -47.33 50.95 33.41 10.61 36.82 0.00 325 65 Peak 4 5720.12 62.00 111.07 -49.07 54.68 33.52 10.63 36.83 0.00 325 65 Peak	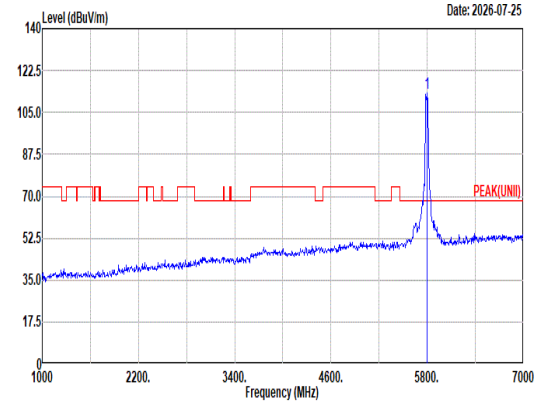 Site : 03CH13-HY Condition: PEAK(UNII) 3m HORN_9120D_1326 VERTICAL : RBW:1000.000kHz VBW:3000.000kHz SWT:Auto Freq Level Limit Line Margin Read Level Ant Factor Cable Loss Preamp Factor Aux Factor APos TPos Remark MHz dBuV/m dBuV/m dB dBuV dB/m dB dB dB cm deg 1 5795.00 112.81 ------ ------ 104.99 33.96 10.72 36.86 0.00 325 65 Peak
Avg	Blank	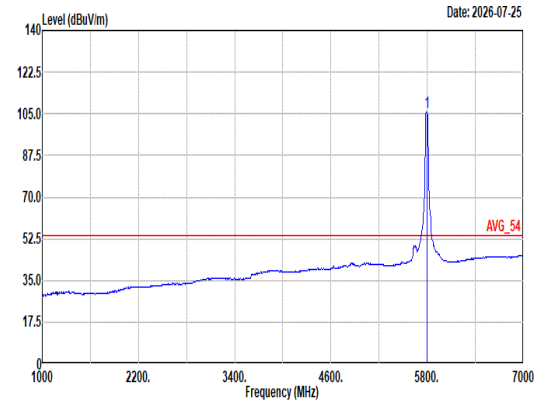 Site : 03CH13-HY Condition: AVG_54 3m HORN_9120D_1326 VERTICAL : RBW:1000.000kHz VBW:0.010kHz SWT:Auto Freq Level Limit Line Margin Read Level Ant Factor Cable Loss Preamp Factor Aux Factor APos TPos Remark MHz dBuV/m dBuV/m dB dBuV dB/m dB dB dB cm deg 1 5795.00 105.76 ------ ------ 97.94 33.96 10.72 36.86 0.00 325 65 Average

Mode	74	
	Band Edge - R	
	U-NII-3_5.725-5.85_802.11n HT40_CH159_5795MHz	
ANT	MIMO	
Pol.	Vertical	Fundamental
Peak	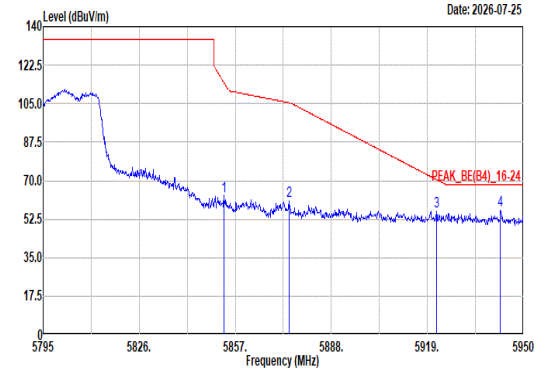 Site : 03CH13-HY Condition: PEAK_BE(B4)_16-24 3m HORN_9120D_1326 VERTICAL : RBW:1000.000kHz VBW:3000.000kHz SWT:Auto Limit Read Ant Cable Preamp Aux APos TPos Freq Level Line Margin Level Factor Loss Factor Factor Remark MHz dBuV/m dBuV/m dB dBuV dB/m dB dB dB cm deg 1 5853.44 63.06 114.37 -51.31 55.06 34.11 10.77 36.88 0.00 325 65 Peak 2 5874.36 60.60 105.38 -44.78 52.49 34.20 10.79 36.88 0.00 325 65 Peak 3 5921.95 56.13 70.45 -14.32 47.90 34.30 10.83 36.90 0.00 325 65 Peak 4 5942.56 56.65 68.20 -11.55 48.42 34.30 10.84 36.91 0.00 325 65 Peak	Blank

Mode	75	
	Band Edge - L	
	U-NII-3_5.725-5.85_802.11ac VHT80_CH155_5775MHz	
ANT	MIMO	
Pol.	Horizontal	Fundamental
Peak	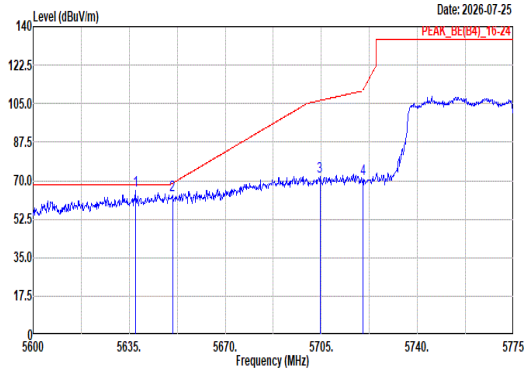 Site : 03CH13-HY Condition: PEAK_BE(B4)_16-24 3m HORN_9120D_1326 HORIZONTAL : RBW:1000.000kHz VBW:3000.000kHz SWT:Auto Freq Level Limit Line Margin Read Level Ant Factor Cable Loss Preamp Factor Aux Factor APos TPos Remark MHz dBuV/m dBuV/m dB dBuV dB/m dB dB dB cm deg 1 5637.28 65.58 68.20 -2.62 58.90 32.95 10.53 36.80 0.00 400 61 Peak 2 5650.75 63.36 68.76 -5.40 56.61 33.01 10.54 36.80 0.00 400 61 Peak 3 5704.48 71.97 106.45 -34.48 64.75 33.43 10.61 36.82 0.00 400 61 Peak 4 5720.05 70.71 110.91 -40.20 63.39 33.52 10.63 36.83 0.00 400 61 Peak	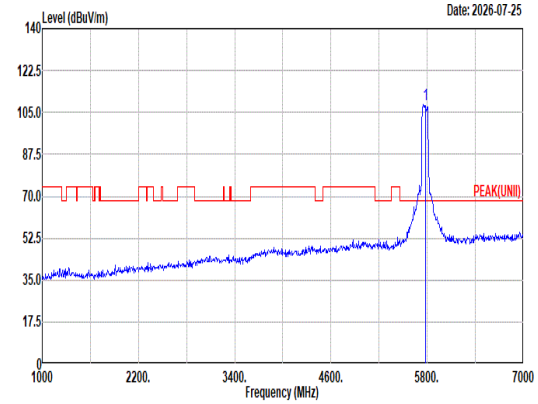 Site : 03CH13-HY Condition: PEAK(UNII) 3m HORN_9120D_1326 HORIZONTAL : RBW:1000.000kHz VBW:3000.000kHz SWT:Auto Freq Level Limit Line Margin Read Level Ant Factor Cable Loss Preamp Factor Aux Factor APos TPos Remark MHz dBuV/m dBuV/m dB dBuV dB/m dB dB dB cm deg 1 5775.00 108.30 ------ ------ 100.76 33.71 10.67 36.84 0.00 400 61 Peak
Avg	Blank	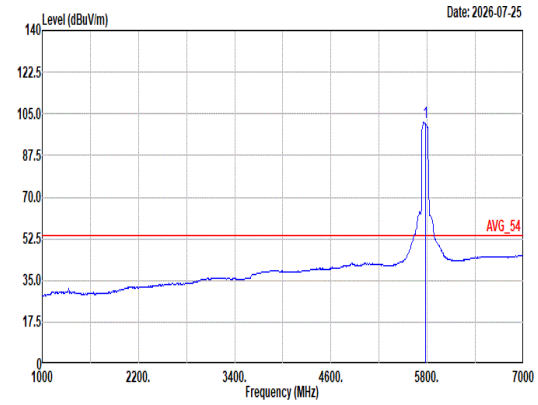 Site : 03CH13-HY Condition: AVG_54 3m HORN_9120D_1326 HORIZONTAL : RBW:1000.000kHz VBW:0.010kHz SWT:Auto Freq Level Limit Line Margin Read Level Ant Factor Cable Loss Preamp Factor Aux Factor APos TPos Remark MHz dBuV/m dBuV/m dB dBuV dB/m dB dB dB cm deg 1 5775.00 101.38 ------ ------ 93.76 33.78 10.69 36.85 0.00 400 61 Average

Mode	75	
	Band Edge - R	
	U-NII-3_5.725-5.85_802.11ac VHT80_CH155_5775MHz	
ANT	MIMO	
Pol.	Horizontal	Fundamental
Peak	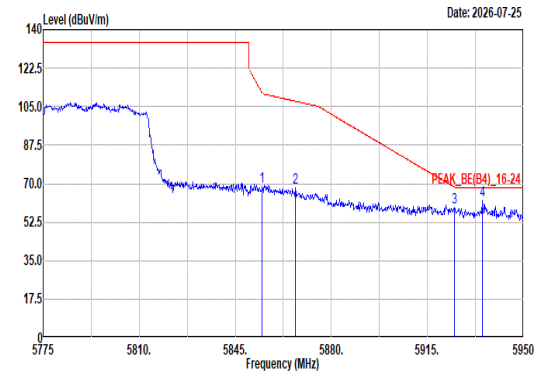 Site : 03CH13-HY Condition: PEAK_BE(B4)_16-24 3m HORN_9120D_1326 HORIZONTAL : RBW:1000.000kHz VBW:3000.000kHz SWT:Auto Limit Read Ant Cable Preamp Aux APos TPos Freq Level Line Margin Level Factor Loss Factor Factor Remark MHz dBuV/m dBuV/m dB dBuV dB/m dB dB dB cm deg 1 5854.80 68.54 111.26 -42.72 60.53 34.12 10.77 36.88 0.00 400 61 Peak 2 5866.88 67.98 107.47 -39.49 59.91 34.17 10.78 36.88 0.00 400 61 Peak 3 5924.80 58.93 68.35 -9.42 50.70 34.30 10.83 36.90 0.00 400 61 Peak 4 5934.95 62.41 68.20 -5.79 54.18 34.30 10.84 36.91 0.00 400 61 Peak	Blank

Mode	75	
	Band Edge - L	
	U-NII-3_5.725-5.85_802.11ac VHT80_CH155_5775MHz	
ANT	MIMO	
Pol.	Vertical	Fundamental
Peak	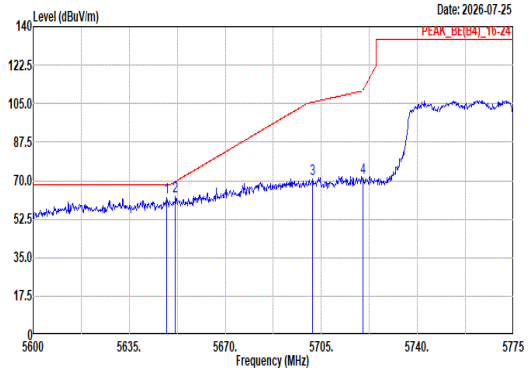 Site : 03CH13-HY Condition: PEAK_BE(B4)_16-24 3m HORN_9120D_1326 VERTICAL : RBW:1000.000kHz VBW:3000.000kHz SWT:Auto Freq Level Limit Line Margin Read Level Ant Factor Cable Loss Preamp Factor Aux Factor APos TPos Remark 1 5648.65 62.24 68.20 -5.96 55.51 32.99 10.54 36.80 0.00 100 85 Peak 2 5651.80 62.71 69.54 -6.83 55.96 33.01 10.54 36.80 0.00 100 85 Peak 3 5701.85 70.65 105.72 -35.07 63.45 33.41 10.61 36.82 0.00 100 85 Peak 4 5720.05 71.53 110.91 -39.38 64.21 33.52 10.63 36.83 0.00 100 85 Peak	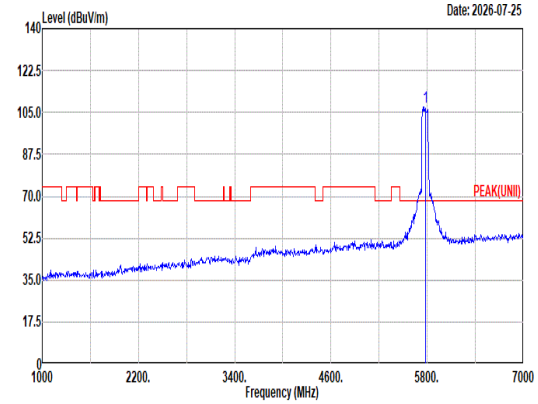 Site : 03CH13-HY Condition: PEAK(UNII) 3m HORN_9120D_1326 VERTICAL : RBW:1000.000kHz VBW:3000.000kHz SWT:Auto Freq Level Limit Line Margin Read Level Ant Factor Cable Loss Preamp Factor Aux Factor APos TPos Remark 1 5775.00 107.37 ------ ------ 99.83 33.71 10.67 36.84 0.00 100 85 Peak
Avg	Blank	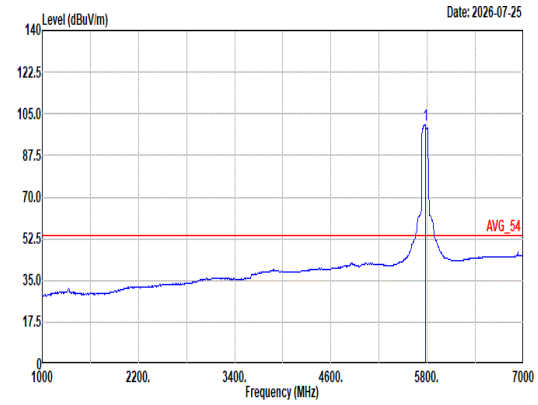 Site : 03CH13-HY Condition: AVG_54 3m HORN_9120D_1326 VERTICAL : RBW:1000.000kHz VBW:0.010kHz SWT:Auto Freq Level Limit Line Margin Read Level Ant Factor Cable Loss Preamp Factor Aux Factor APos TPos Remark 1 5775.00 100.30 ------ ------ 92.68 33.78 10.69 36.85 0.00 100 85 Average

Mode	75	
	Band Edge - R	
	U-NII-3_5.725-5.85_802.11ac VHT80_CH155_5775MHz	
ANT	MIMO	
Pol.	Vertical	Fundamental
Peak	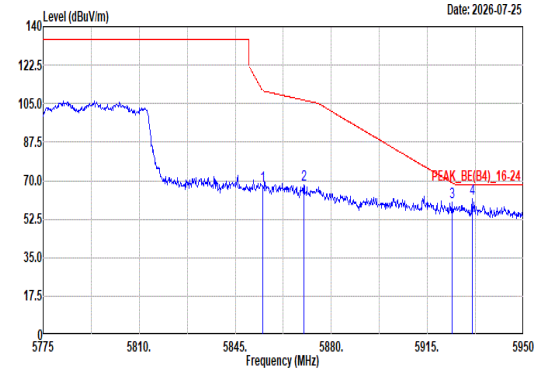 Site : 03CH13-HY Condition: PEAK_BE(B4)_16-24 3m HORN_9120D_1326 VERTICAL : RBW:1000.000kHz VBW:3000.000kHz SWT:Auto Limit Read Ant Cable Preamp Aux APos TPos Freq Level Line Margin Level Factor Loss Factor Factor Remark MHz dBuV/m dBuV/m dB dBuV dB/m dB dB dB cm deg 1 5854.98 67.72 110.86 -43.14 59.71 34.12 10.77 36.88 0.00 100 85 Peak 2 5870.03 68.30 106.59 -38.29 60.21 34.18 10.79 36.88 0.00 100 85 Peak 3 5923.93 60.11 68.99 -8.88 51.88 34.30 10.83 36.90 0.00 100 85 Peak 4 5931.28 61.78 68.20 -6.42 53.55 34.30 10.84 36.91 0.00 100 85 Peak	Blank

Mode	76	
	Band Edge	
	U-NII-3_5.725-5.85_802.11ax HE20_CH149_Full RU_5745MHz	
ANT	MIMO	
Pol.	Horizontal	Fundamental
Peak	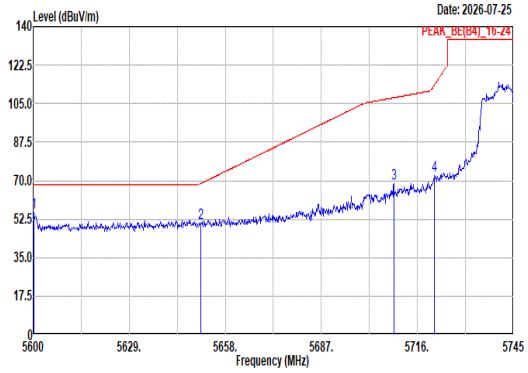 Site : 03CH13-HY Condition: PEAK_BE(B4)_16-24 3m HORN_9120D_1326 HORIZONTAL : RBW:1000.000kHz VBW:3000.000kHz SWT:Auto Freq Level Limit Line Margin Read Level Ant Factor Cable Loss Preamp Factor Aux Factor APos TPos Remark MHz dBuV/m dBuV/m dB dBuV dB/m dB dB dB cm deg 1 5600.15 55.40 68.20 -12.80 48.91 32.80 10.48 36.79 0.00 200 327 Peak 2 5650.61 50.96 68.65 -17.69 44.22 33.00 10.54 36.80 0.00 200 327 Peak 3 5708.90 68.83 107.69 -38.86 61.59 33.45 10.62 36.83 0.00 200 327 Peak 4 5721.08 72.62 113.25 -40.63 65.29 33.53 10.63 36.83 0.00 200 327 Peak	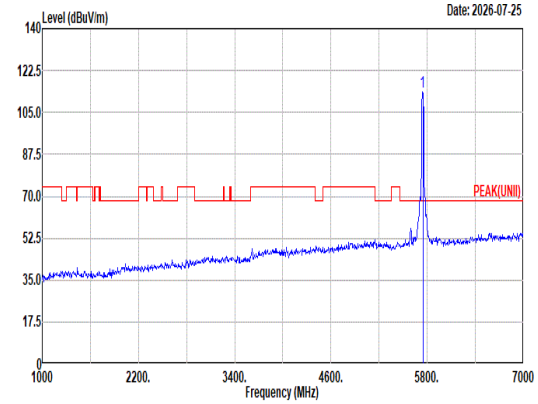 Site : 03CH13-HY Condition: PEAK(UNII) 3m HORN_9120D_1326 HORIZONTAL : RBW:1000.000kHz VBW:3000.000kHz SWT:Auto Freq Level Limit Line Margin Read Level Ant Factor Cable Loss Preamp Factor Aux Factor APos TPos Remark MHz dBuV/m dBuV/m dB dBuV dB/m dB dB dB cm deg 1 5745.00 113.42 ------ ------ 105.97 33.64 10.65 36.84 0.00 200 327 Peak
Avg	Blank	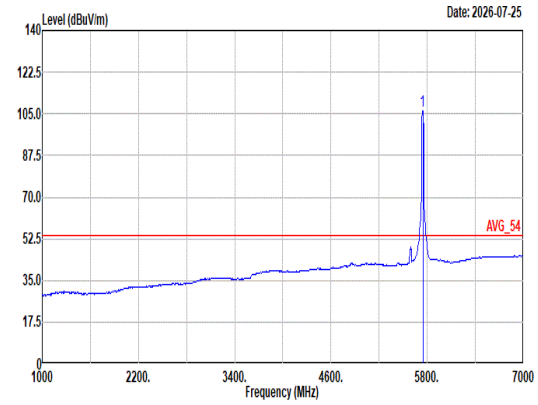 Site : 03CH13-HY Condition: AVG_54 3m HORN_9120D_1326 HORIZONTAL : RBW:1000.000kHz VBW:0.010kHz SWT:Auto Freq Level Limit Line Margin Read Level Ant Factor Cable Loss Preamp Factor Aux Factor APos TPos Remark MHz dBuV/m dBuV/m dB dBuV dB/m dB dB dB cm deg 1 5745.00 106.41 ------ ------ 98.96 33.64 10.65 36.84 0.00 200 327 Average

Mode	76	
	Band Edge	
	U-NII-3_5.725-5.85_802.11ax HE20_CH149_Full RU_5745MHz	
ANT	MIMO	
Pol.	Vertical	Fundamental
Peak	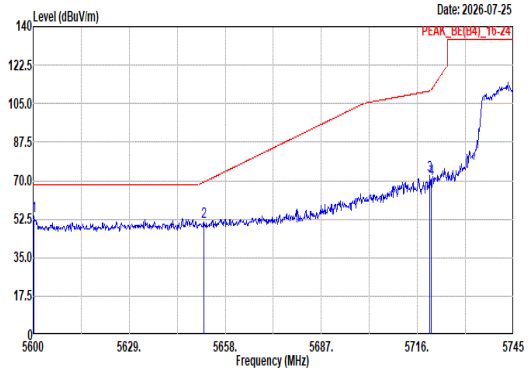 Site : 03CH13-HY Condition: PEAK_BE(B4)_16-24 3m HORN_9120D_1326 VERTICAL : RBW:1000.000kHz VBW:3000.000kHz SWT:Auto Freq Level Limit Line Margin Read Level Ant Factor Cable Loss Preamp Factor Aux Factor APos TPos Remark MHz dBuV/m dBuV/m dB dBuV dB/m dB dB dB cm deg 1 5600.15 53.68 68.20 -14.52 47.19 32.80 10.48 36.79 0.00 100 293 Peak 2 5651.48 51.46 69.30 -17.84 44.71 33.01 10.54 36.80 0.00 100 293 Peak 3 5719.77 72.36 110.74 -38.38 65.04 33.52 10.63 36.83 0.00 100 293 Peak 4 5720.21 70.93 111.27 -40.34 63.61 33.52 10.63 36.83 0.00 100 293 Peak	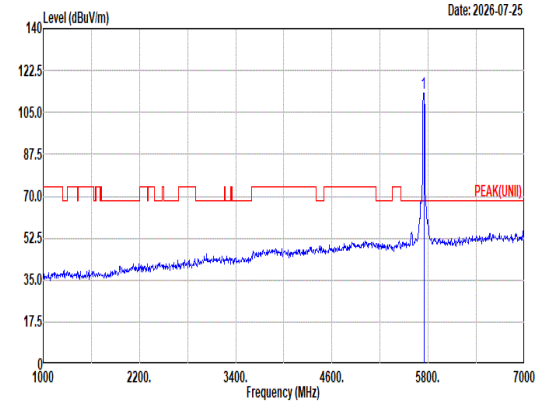 Site : 03CH13-HY Condition: PEAK(UNII) 3m HORN_9120D_1326 VERTICAL : RBW:1000.000kHz VBW:3000.000kHz SWT:Auto Freq Level Limit Line Margin Read Level Ant Factor Cable Loss Preamp Factor Aux Factor APos TPos Remark MHz dBuV/m dBuV/m dB dBuV dB/m dB dB dB cm deg 1 5745.00 113.26 ------ ------ 105.81 33.64 10.65 36.84 0.00 100 293 Peak
Avg	Blank	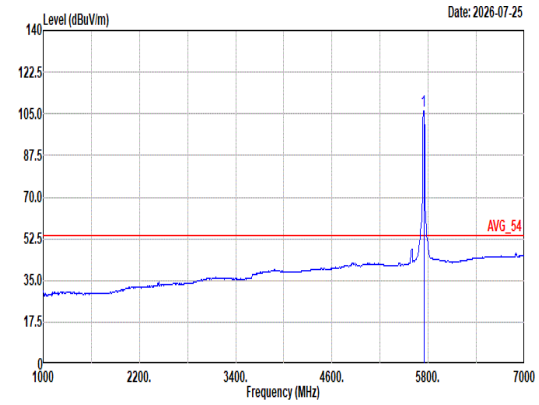 Site : 03CH13-HY Condition: AVG_54 3m HORN_9120D_1326 VERTICAL : RBW:1000.000kHz VBW:0.010kHz SWT:Auto Freq Level Limit Line Margin Read Level Ant Factor Cable Loss Preamp Factor Aux Factor APos TPos Remark MHz dBuV/m dBuV/m dB dBuV dB/m dB dB dB cm deg 1 5745.00 106.19 ------ ------ 98.74 33.64 10.65 36.84 0.00 100 293 Average

Mode	76	
	Harmonic	
	U-NII-3_5.725-5.85_802.11ax HE20_CH149_Full RU_5745MHz	
ANT	MIMO	
Pol.	Horizontal	Vertical
Peak Avg	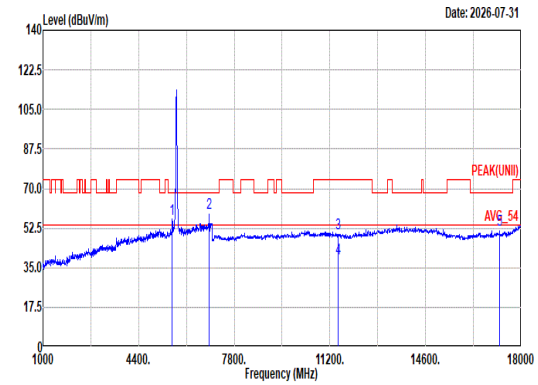 Site : 03CH13-HY Condition: PEAK(UNII) 3m HORN_9120D_1326 HORIZONTAL Freq Level Limit Line Margin Read Level Ant Factor Cable Loss Preamp Factor Aux Factor APos TPos Remark MHz dBuV/m dBuV/m dB dBuV dB/m dB dB dB cm deg 1 5591.00 56.37 68.20 -11.83 49.88 32.80 10.47 36.78 0.00 218 299 Peak 2 6894.00 59.39 68.20 -8.81 49.15 35.70 11.53 36.99 0.00 100 64 Peak 3 11490.00 50.10 74.00 -23.90 37.13 38.70 14.88 41.07 0.46 -- -- Peak 4 11490.00 39.28 74.00 -34.72 26.31 38.70 14.88 41.07 0.46 -- -- Peak 5 17235.00 51.79 68.20 -16.41 41.44 38.63 18.50 47.43 0.65 -- -- Peak	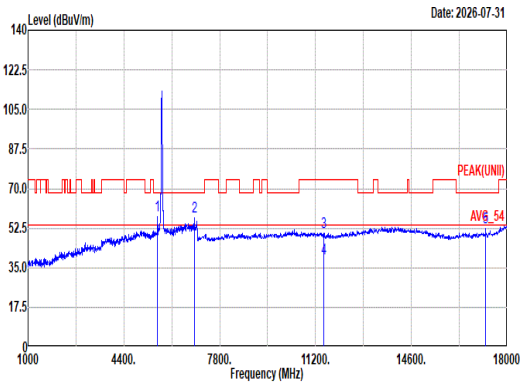 Site : 03CH13-HY Condition: PEAK(UNII) 3m HORN_9120D_1326 VERTICAL Freq Level Limit Line Margin Read Level Ant Factor Cable Loss Preamp Factor Aux Factor APos TPos Remark MHz dBuV/m dBuV/m dB dBuV dB/m dB dB dB cm deg 1 5591.00 58.35 68.20 -9.85 51.86 32.80 10.47 36.78 0.00 100 289 Peak 2 6894.00 57.59 68.20 -10.61 47.35 35.70 11.53 36.99 0.00 100 78 Peak 3 11490.00 50.61 74.00 -23.39 37.64 38.70 14.88 41.07 0.46 -- -- Peak 4 11490.00 39.26 54.00 -14.74 26.29 38.70 14.88 41.07 0.46 -- -- Average 5 17235.00 52.88 68.20 -15.32 42.53 38.63 18.50 47.43 0.65 -- -- Peak

Mode	76	
	Harmonic	
	U-NII-3_5.725-5.85_802.11ax HE20_CH149_Full RU_5745MHz	
ANT	MIMO	
Pol.	Horizontal	Vertical
14.47G ~14.5G Avg	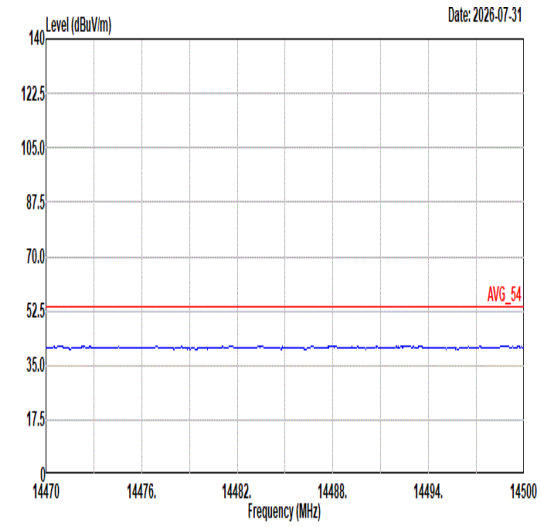 Site : 03CH13-HY Condition: AVG_54 3m HORN_9120D_1326 HORIZONTAL	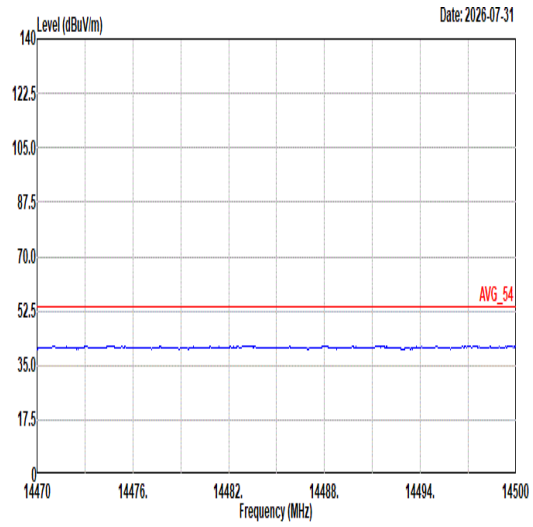 Site : 03CH13-HY Condition: AVG_54 3m HORN_9120D_1326 VERTICAL
17.7G ~18G Avg	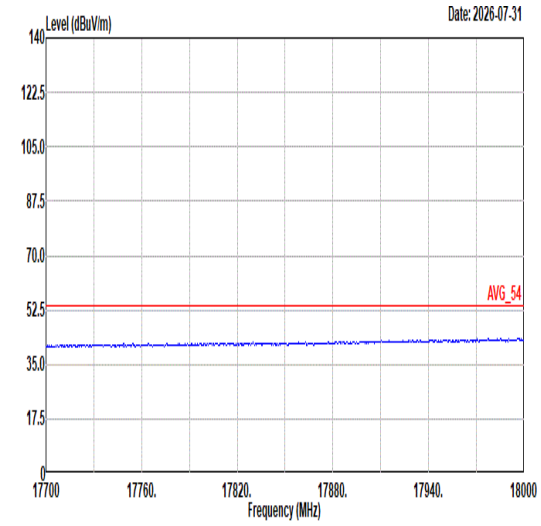 Site : 03CH13-HY Condition: AVG_54 3m HORN_9120D_1326 HORIZONTAL	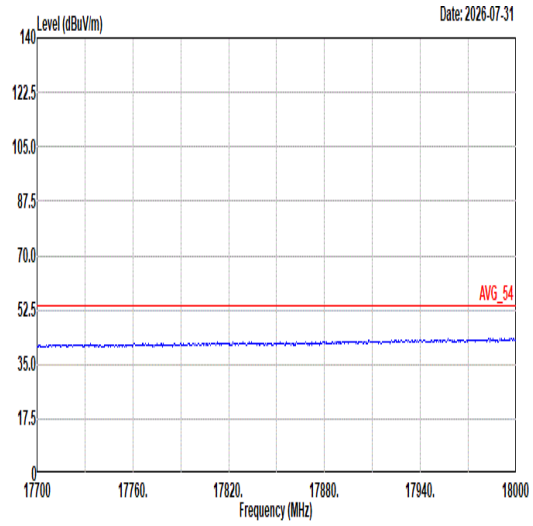 Site : 03CH13-HY Condition: AVG_54 3m HORN_9120D_1326 VERTICAL

Mode	77	
	Band Edge - L	
	U-NII-3_5.725-5.85_802.11ax HE20_CH157_Full RU_5785MHz	
ANT	MIMO	
Pol.	Horizontal	Fundamental
Peak	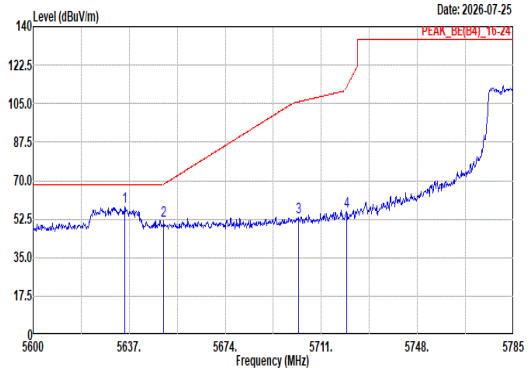 Site : 03CH13-HY Condition: PEAK_BE(B4)_16-24 3m HORN_9120D_1326 HORIZONTAL : RBW:1000.000kHz VBW:3000.000kHz SWT:Auto Freq Level Limit Line Margin Read Level Ant Factor Cable Loss Preamp Factor Aux Factor APos TPos Remark 1 5635.34 58.02 68.20 -10.18 51.36 32.94 10.52 36.80 0.00 400 61 Peak 2 5650.32 51.79 68.44 -16.65 45.05 33.00 10.54 36.80 0.00 400 61 Peak 3 5702.31 53.49 105.85 -52.36 46.29 33.41 10.61 36.82 0.00 400 61 Peak 4 5720.62 56.23 112.21 -55.98 48.91 33.52 10.63 36.83 0.00 400 61 Peak	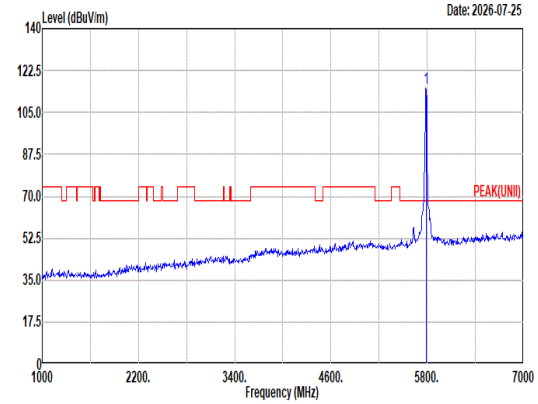 Site : 03CH13-HY Condition: PEAK(UNII) 3m HORN_9120D_1326 HORIZONTAL : RBW:1000.000kHz VBW:3000.000kHz SWT:Auto Freq Level Limit Line Margin Read Level Ant Factor Cable Loss Preamp Factor Aux Factor APos TPos Remark 1 5785.00 115.39 ------ ------ 107.64 33.89 10.71 36.85 0.00 400 61 Peak
Avg	Blank	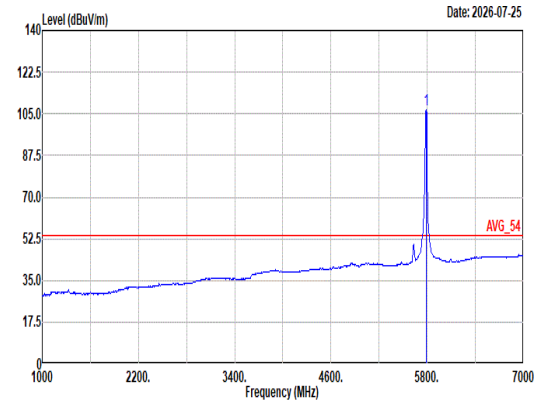 Site : 03CH13-HY Condition: AVG_54 3m HORN_9120D_1326 HORIZONTAL : RBW:1000.000kHz VBW:0.010kHz SWT:Auto Freq Level Limit Line Margin Read Level Ant Factor Cable Loss Preamp Factor Aux Factor APos TPos Remark 1 5785.00 106.61 ------ ------ 98.81 33.93 10.72 36.85 0.00 400 61 Average

Mode	77	
	Band Edge - R	
	U-NII-3_5.725-5.85_802.11ax HE20_CH157_Full RU_5785MHz	
ANT	MIMO	
Pol.	Horizontal	Fundamental
Peak	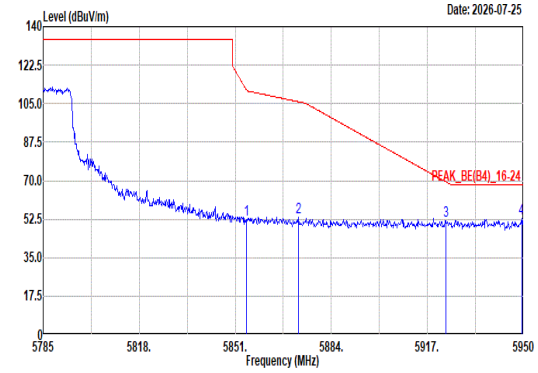 Site : 03CH13-HY Condition: PEAK_BE(B4)_16-24 3m HORN_9120D_1326 HORIZONTAL : RBW:1000.000kHz VBW:3000.000kHz SWT:Auto Limit Read Ant Cable Preamp Aux APos TPos Freq Level Line Margin Level Factor Loss Factor Factor Remark MHz dBuV/m dBuV/m dB dBuV dB/m dB dB dB cm deg 1 5854.96 52.20 110.89 -58.69 44.19 34.12 10.77 36.88 0.00 400 61 Peak 2 5872.78 53.34 105.82 -52.48 45.24 34.19 10.79 36.88 0.00 400 61 Peak 3 5923.27 51.71 69.47 -17.76 43.48 34.30 10.83 36.90 0.00 400 61 Peak 4 5949.34 52.58 68.20 -15.62 44.34 34.30 10.85 36.91 0.00 400 61 Peak	Blank

Mode	77	
	Band Edge - L	
	U-NII-3_5.725-5.85_802.11ax HE20_CH157_Full RU_5785MHz	
ANT	MIMO	
Pol.	Vertical	Fundamental
Peak	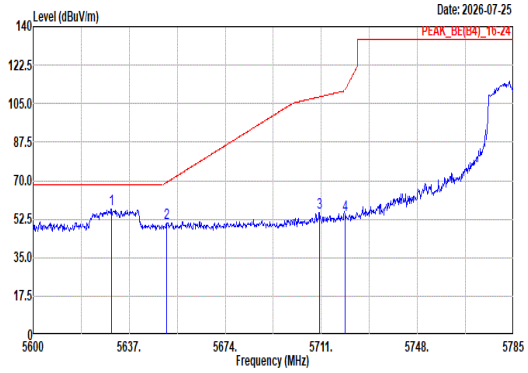 Site : 03CH13-HY Condition: PEAK_BE(B4)_16-24 3m HORN_9120D_1326 VERTICAL : RBW:1000.000kHz VBW:3000.000kHz SWT:Auto Freq Level Limit Line Margin Read Level Ant Factor Cable Loss Preamp Factor Aux Factor APos TPos Remark 1 5630.16 56.89 68.20 -11.31 50.25 32.92 10.52 36.80 0.00 325 65 Peak 2 5651.43 50.72 69.26 -18.54 43.97 33.01 10.54 36.80 0.00 325 65 Peak 3 5710.26 55.58 108.08 -52.50 48.33 33.46 10.62 36.83 0.00 325 65 Peak 4 5720.07 54.36 110.95 -56.59 47.04 33.52 10.63 36.83 0.00 325 65 Peak	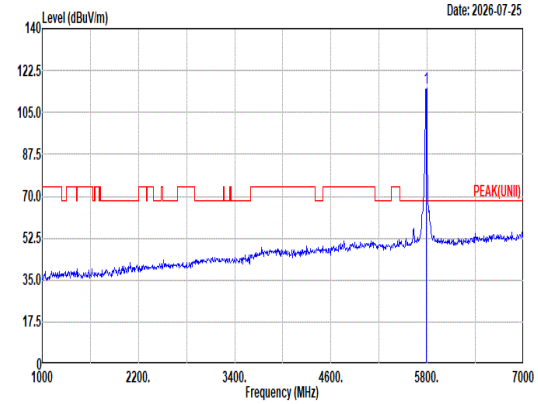 Site : 03CH13-HY Condition: PEAK(UNII) 3m HORN_9120D_1326 VERTICAL : RBW:1000.000kHz VBW:3000.000kHz SWT:Auto Freq Level Limit Line Margin Read Level Ant Factor Cable Loss Preamp Factor Aux Factor APos TPos Remark 1 5785.00 115.09 ------ ------ 107.27 33.96 10.72 36.86 0.00 325 65 Peak
Avg	Blank	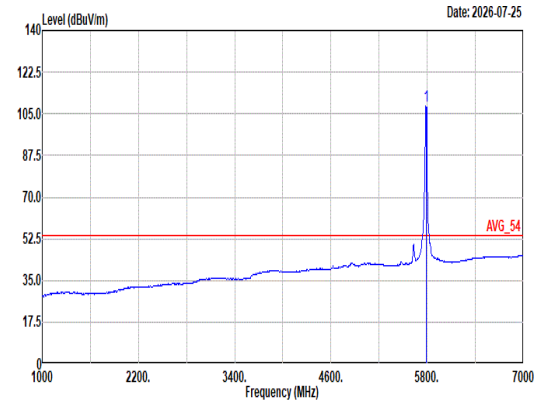 Site : 03CH13-HY Condition: AVG_54 3m HORN_9120D_1326 VERTICAL : RBW:1000.000kHz VBW:0.010kHz SWT:Auto Freq Level Limit Line Margin Read Level Ant Factor Cable Loss Preamp Factor Aux Factor APos TPos Remark 1 5785.00 108.29 ------ ------ 100.54 33.89 10.71 36.85 0.00 325 65 Average

Mode	77	
	Band Edge - R	
	U-NII-3_5.725-5.85_802.11ax HE20_CH157_Full RU_5785MHz	
ANT	MIMO	
Pol.	Vertical	Fundamental
Peak	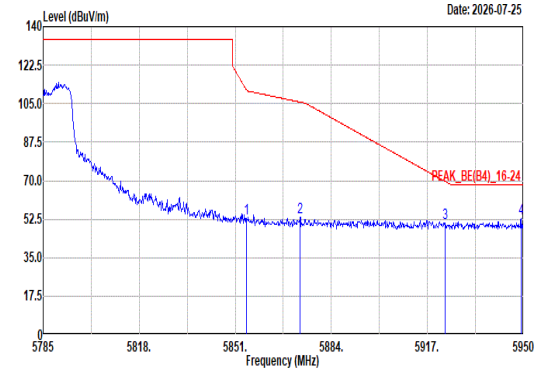 Site : 03CH13-HY Condition: PEAK_BE(B4)_16-24 3m HORN_9120D_1326 VERTICAL : RBW:1000.000kHz VBW:3000.000kHz SWT:Auto Limit Read Ant Cable Preamp Aux APos TPos Freq Level Line Margin Level Factor Loss Factor Factor Remark MHz dBuV/m dBuV/m dB dBuV dB/m dB dB dB cm deg 1 5854.80 53.06 111.27 -58.21 45.05 34.12 10.77 36.88 0.00 325 65 Peak 2 5873.28 53.15 105.68 -52.53 45.05 34.19 10.79 36.88 0.00 325 65 Peak 3 5923.11 50.73 69.60 -18.87 42.50 34.30 10.83 36.90 0.00 325 65 Peak 4 5949.18 52.89 68.20 -15.31 44.65 34.30 10.85 36.91 0.00 325 65 Peak	Blank

Mode	77	
	Harmonic	
	U-NII-3_5.725-5.85_802.11ax HE20_CH157_Full RU_5785MHz	
ANT	MIMO	
Pol.	Horizontal	Vertical
Peak Avg	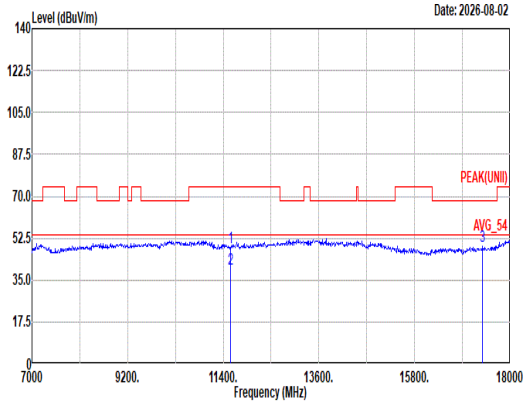 Site : 03CH13-HY Condition: PEAK(UNII) 3m HORN_9120D_1326 HORIZONTAL Freq Level Limit Line Margin Read Level Ant Factor Cable Loss Preamp Factor Aux Factor APos TPos Remark MHz dBuV/m dBuV/m dB dBuV dB/m dB dB dB cm deg 1 11570.00 48.48 74.00 -25.52 35.77 38.46 14.92 41.12 0.45 200 291 Peak 2 11570.00 39.48 54.00 -14.52 26.77 38.46 14.92 41.12 0.45 200 291 Average 3 17355.00 49.38 68.20 -18.82 38.85 38.82 18.55 47.51 0.67 -- -- Peak	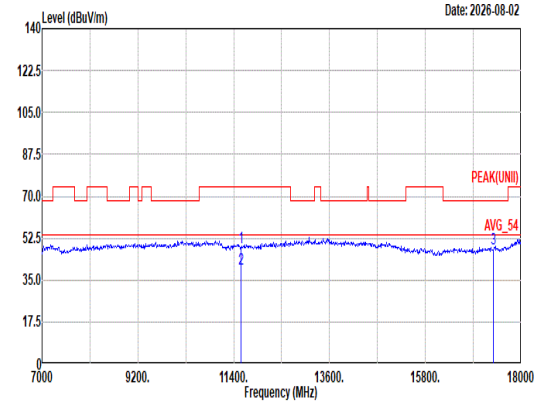 Site : 03CH13-HY Condition: PEAK(UNII) 3m HORN_9120D_1326 VERTICAL Freq Level Limit Line Margin Read Level Ant Factor Cable Loss Preamp Factor Aux Factor APos TPos Remark MHz dBuV/m dBuV/m dB dBuV dB/m dB dB dB cm deg 1 11570.00 48.80 74.00 -25.20 36.09 38.46 14.92 41.12 0.45 200 299 Peak 2 11570.00 39.76 54.00 -14.24 27.05 38.46 14.92 41.12 0.45 200 299 Average 3 17355.00 48.18 68.20 -20.02 37.65 38.82 18.55 47.51 0.67 -- -- Peak

Mode	77	
	Harmonic	
	U-NII-3_5.725-5.85_802.11ax HE20_CH157_Full RU_5785MHz	
ANT	MIMO	
Pol.	Horizontal	Vertical
14.47G ~14.5G Avg	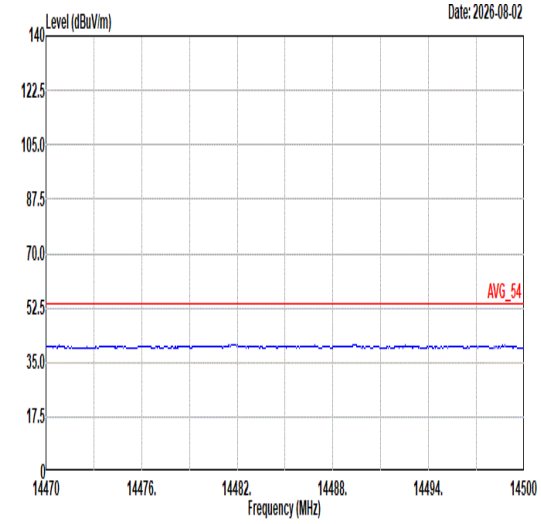 Site : 03CH13-HY Condition: AVG_54 3m HORN_9120D_1326 HORIZONTAL	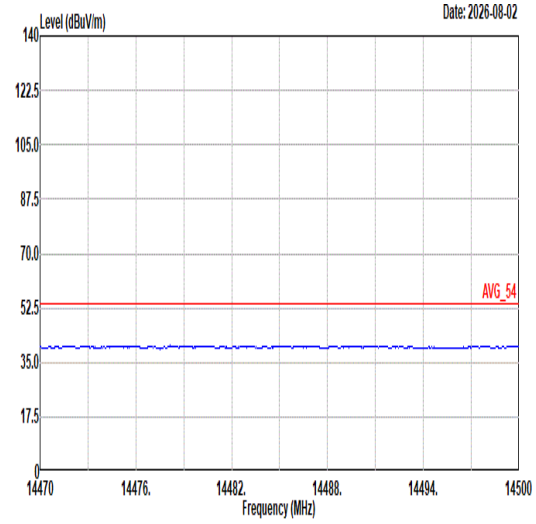 Site : 03CH13-HY Condition: AVG_54 3m HORN_9120D_1326 VERTICAL
17.7G ~18G Avg	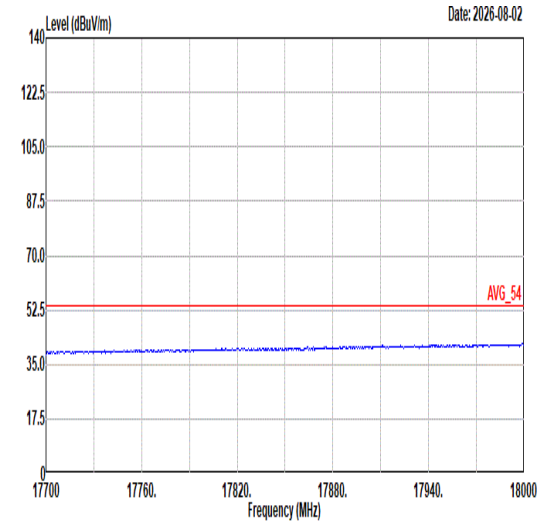 Site : 03CH13-HY Condition: AVG_54 3m HORN_9120D_1326 HORIZONTAL	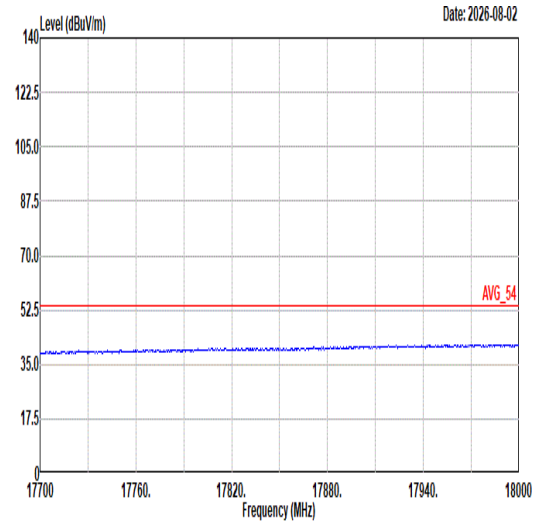 Site : 03CH13-HY Condition: AVG_54 3m HORN_9120D_1326 VERTICAL

Mode	78	
	Band Edge	
	U-NII-3_5.725-5.85_802.11ax HE20_CH165_Full RU_5825MHz	
ANT	MIMO	
Pol.	Horizontal	Fundamental
Peak	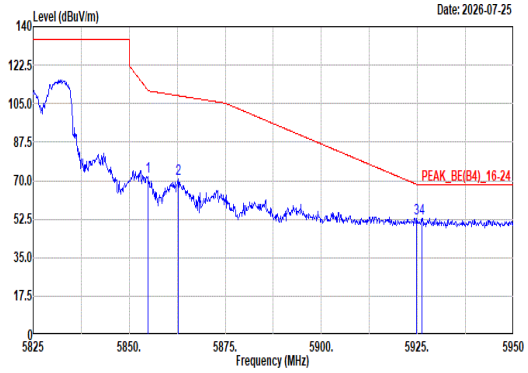 Site : 03CH13-HY Condition: PEAK_BE(B4)_16-24 3m HORN_9120D_1326 HORIZONTAL : RBW:1000.000kHz VBW:3000.000kHz SWT:Auto Freq Level Limit Line Margin Read Level Ant Factor Cable Loss Preamp Factor Aux Factor APos TPos Remark MHz dBuV/m dBuV/m dB dBuV dB/m dB dB dB cm deg 1 5854.88 72.07 111.08 -39.01 64.06 34.12 10.77 36.88 0.00 101 149 Peak 2 5862.75 70.95 108.63 -37.68 62.90 34.15 10.78 36.88 0.00 101 149 Peak 3 5924.75 53.07 68.38 -15.31 44.84 34.30 10.83 36.90 0.00 101 149 Peak 4 5926.13 52.82 68.20 -15.38 44.59 34.30 10.83 36.90 0.00 101 149 Peak	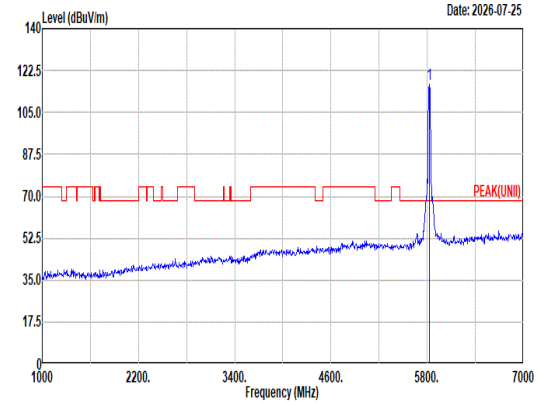 Site : 03CH13-HY Condition: PEAK(UNII) 3m HORN_9120D_1326 HORIZONTAL : RBW:1000.000kHz VBW:3000.000kHz SWT:Auto Freq Level Limit Line Margin Read Level Ant Factor Cable Loss Preamp Factor Aux Factor APos TPos Remark MHz dBuV/m dBuV/m dB dBuV dB/m dB dB dB cm deg 1 5825.00 116.69 ------ ------ 108.76 34.05 10.75 36.87 0.00 101 149 Peak
Avg	Blank	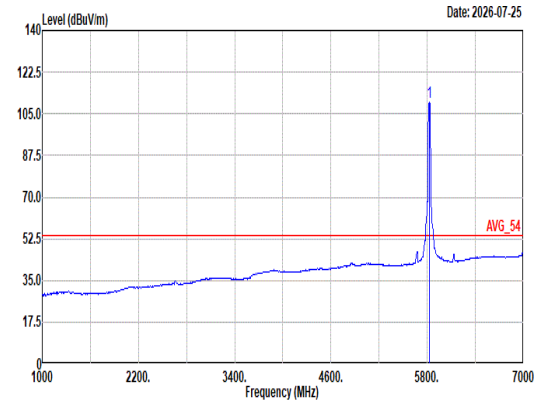 Site : 03CH13-HY Condition: AVG_54 3m HORN_9120D_1326 HORIZONTAL : RBW:1000.000kHz VBW:0.010kHz SWT:Auto Freq Level Limit Line Margin Read Level Ant Factor Cable Loss Preamp Factor Aux Factor APos TPos Remark MHz dBuV/m dBuV/m dB dBuV dB/m dB dB dB cm deg 1 5825.00 110.10 ------ ------ 102.17 34.05 10.75 36.87 0.00 101 149 Average

Mode	78	
	Band Edge	
	U-NII-3_5.725-5.85_802.11ax HE20_CH165_Full RU_5825MHz	
ANT	MIMO	
Pol.	Vertical	Fundamental
Peak	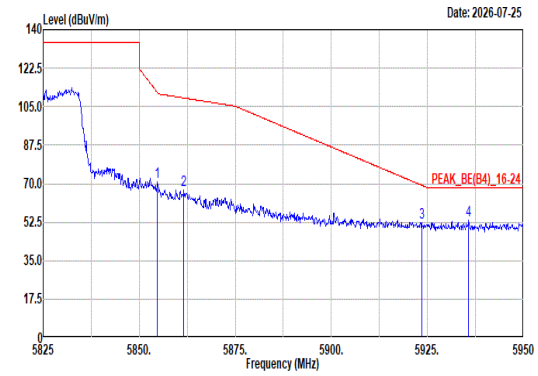 Site : 03CH13-HY Condition: PEAK_BE(B4)_16-24 3m HORN_9120D_1326 VERTICAL : RBW:1000.000kHz VBW:3000.000kHz SWT:Auto Freq Level Limit Line Margin Read Level Ant Factor Cable Loss Preamp Factor Aux Factor APos TPos Remark MHz dBuV/m dBuV/m dB dBuV dB/m dB dB dB cm deg 1 5854.75 70.60 111.37 -40.77 62.59 34.12 10.77 36.88 0.00 100 83 Peak 2 5861.63 67.35 108.94 -41.59 59.30 34.15 10.78 36.88 0.00 100 83 Peak 3 5923.50 52.56 69.31 -16.75 44.33 34.30 10.83 36.90 0.00 100 83 Peak 4 5935.75 53.25 68.20 -14.95 45.02 34.30 10.84 36.91 0.00 100 83 Peak	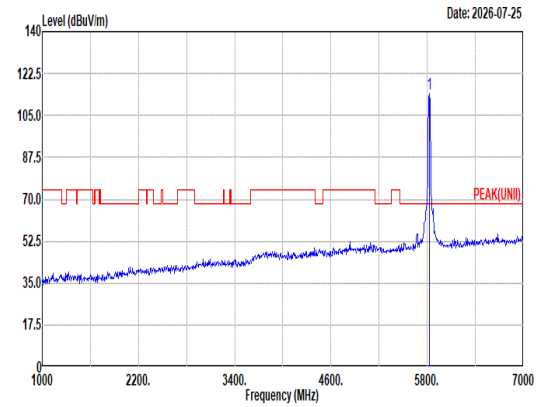 Site : 03CH13-HY Condition: PEAK(UNII) 3m HORN_9120D_1326 VERTICAL : RBW:1000.000kHz VBW:3000.000kHz SWT:Auto Freq Level Limit Line Margin Read Level Ant Factor Cable Loss Preamp Factor Aux Factor APos TPos Remark MHz dBuV/m dBuV/m dB dBuV dB/m dB dB dB cm deg 1 5825.00 113.98 ------ ------ 106.04 34.06 10.75 36.87 0.00 100 83 Peak
Avg	Blank	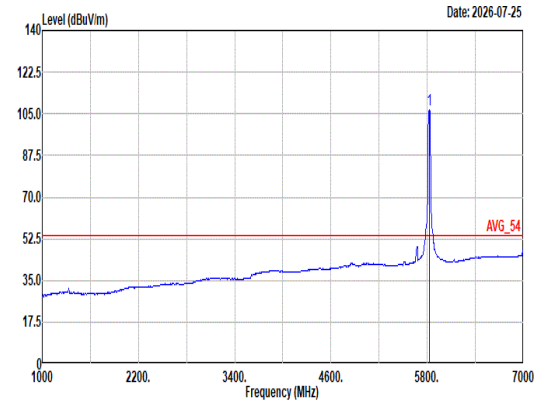 Site : 03CH13-HY Condition: AVG_54 3m HORN_9120D_1326 VERTICAL : RBW:1000.000kHz VBW:0.010kHz SWT:Auto Freq Level Limit Line Margin Read Level Ant Factor Cable Loss Preamp Factor Aux Factor APos TPos Remark MHz dBuV/m dBuV/m dB dBuV dB/m dB dB dB cm deg 1 5825.00 106.74 ------ ------ 98.80 34.06 10.75 36.87 0.00 100 83 Average

Mode	78	
	Harmonic	
	U-NII-3_5.725-5.85_802.11ax HE20_CH165_Full RU_5825MHz	
ANT	MIMO	
Pol.	Horizontal	Vertical
Peak Avg	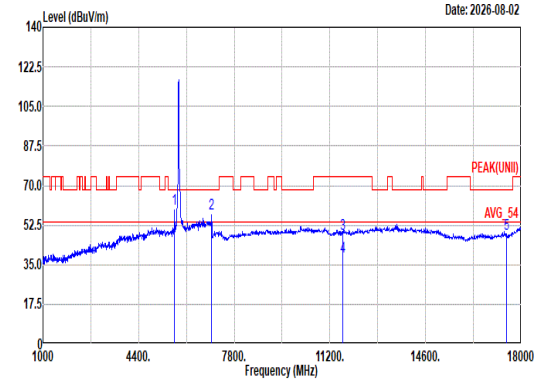 Site : 03CH13-HY Condition: PEAK(UNII) 3m HORN_9120D_1326 HORIZONTAL Freq Level Limit Line Margin Read Level Ant Factor Cable Loss Preamp Factor Aux Factor APos TPos Remark MHz dBuV/m dBuV/m dB dBuV dB/m dB dB dB cm deg 1 5672.00 59.72 68.20 -8.48 52.78 33.18 10.57 36.81 0.00 4001 62 Peak 2 6988.00 57.59 68.20 -10.61 47.23 35.80 11.59 37.03 0.00 100 65 Peak 3 11650.00 48.68 74.00 -25.32 36.25 38.20 14.96 41.17 0.44 279 0 Peak 4 11650.00 38.55 54.00 -15.45 26.12 38.20 14.96 41.17 0.44 279 0 Average 5 17475.00 48.83 68.20 -19.37 38.30 38.85 18.59 47.59 0.68 -- -- Peak	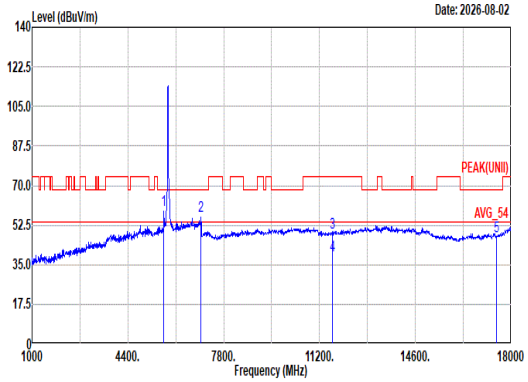 Site : 03CH13-HY Condition: PEAK(UNII) 3m HORN_9120D_1326 VERTICAL Freq Level Limit Line Margin Read Level Ant Factor Cable Loss Preamp Factor Aux Factor APos TPos Remark MHz dBuV/m dBuV/m dB dBuV dB/m dB dB dB cm deg 1 5672.00 59.43 68.20 -8.77 52.49 33.18 10.57 36.81 0.00 100 85 Peak 2 6990.00 56.57 68.20 -11.63 46.22 35.80 11.59 37.04 0.00 100 73 Peak 3 11650.00 49.13 74.00 -24.87 36.70 38.20 14.96 41.17 0.44 200 279 Peak 4 11650.00 38.94 54.00 -15.06 26.51 38.20 14.96 41.17 0.44 200 279 Average 5 17475.00 47.65 68.20 -20.55 37.12 38.85 18.59 47.59 0.68 -- -- Peak

Mode	78	
	Harmonic	
	U-NII-3_5.725-5.85_802.11ax HE20_CH165_Full RU_5825MHz	
ANT	MIMO	
Pol.	Horizontal	Vertical
14.47G ~14.5G Avg	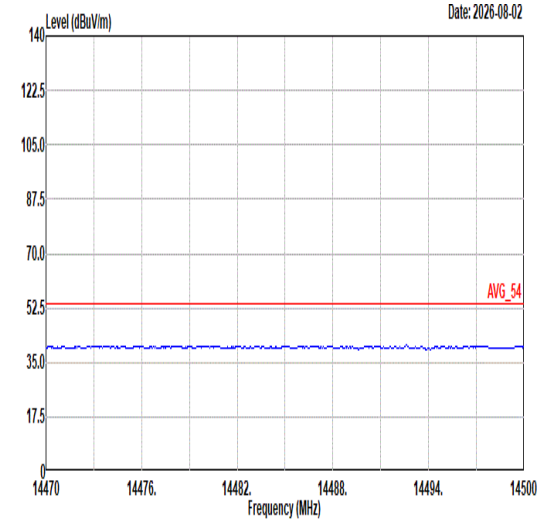 Site : 03CH13-HY Condition: AVG_54 3m HORN_9120D_1326 HORIZONTAL	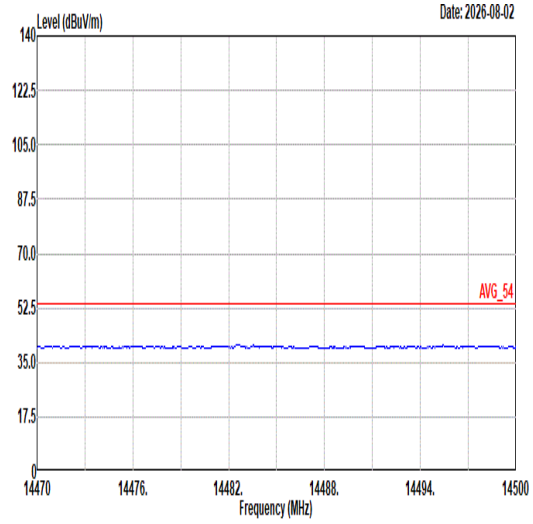 Site : 03CH13-HY Condition: AVG_54 3m HORN_9120D_1326 VERTICAL
17.7G ~18G Avg	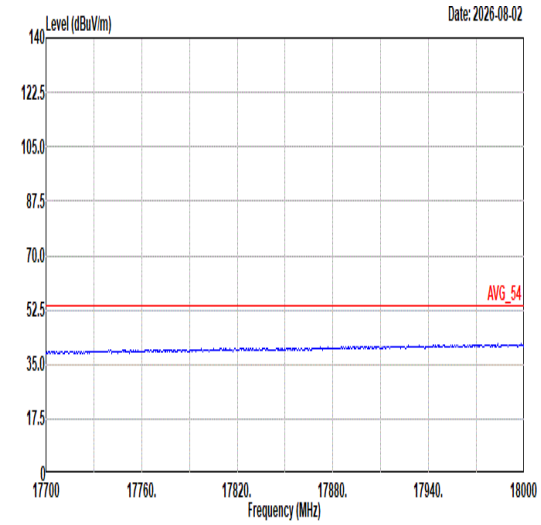 Site : 03CH13-HY Condition: AVG_54 3m HORN_9120D_1326 HORIZONTAL	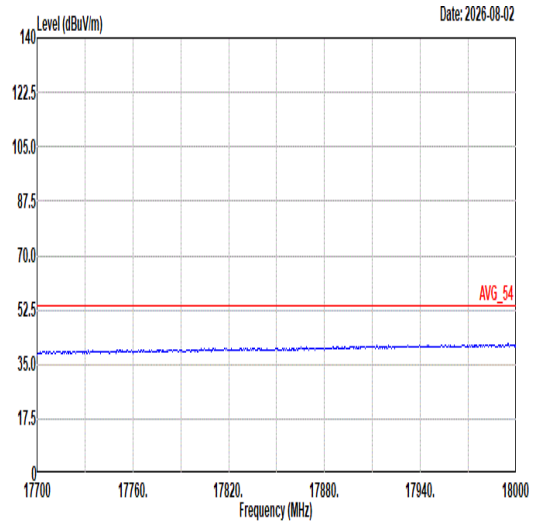 Site : 03CH13-HY Condition: AVG_54 3m HORN_9120D_1326 VERTICAL

Mode	79	
	Band Edge - L	
	U-NII-3_5.725-5.85_802.11ax HE40_CH151_Full RU_5755MHz	
ANT	MIMO	
Pol.	Horizontal	Fundamental
Peak	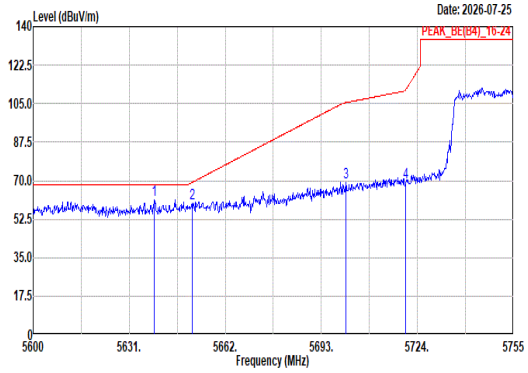 Site : 03CH13-HY Condition: PEAK_BE(B4)_16-24 3m HORN_9120D_1326 HORIZONTAL : RBW:1000.000kHz VBW:3000.000kHz SWT:Auto Freq Level Limit Line Margin Read Level Ant Factor Cable Loss Preamp Factor Aux Factor APos TPos Remark MHz dBuV/m dBuV/m dB dBuV dB/m dB dB dB cm deg 1 5639.06 61.14 68.20 -7.06 54.45 32.96 10.53 36.80 0.00 400 61 Peak 2 5651.31 59.92 69.17 -9.25 53.17 33.01 10.54 36.80 0.00 400 61 Peak 3 5700.91 69.12 105.45 -36.33 61.92 33.41 10.61 36.82 0.00 400 61 Peak 4 5720.13 69.44 111.09 -41.65 62.12 33.52 10.63 36.83 0.00 400 61 Peak	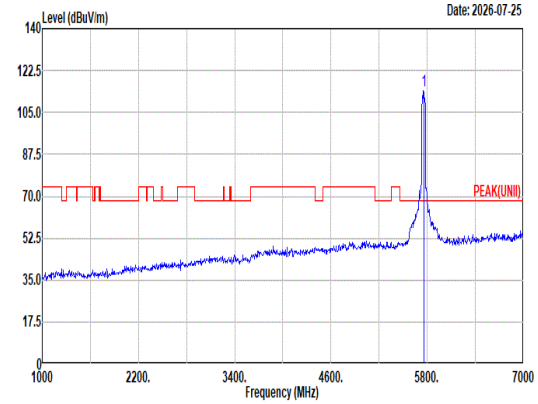 Site : 03CH13-HY Condition: PEAK(UNII) 3m HORN_9120D_1326 HORIZONTAL : RBW:1000.000kHz VBW:3000.000kHz SWT:Auto Freq Level Limit Line Margin Read Level Ant Factor Cable Loss Preamp Factor Aux Factor APos TPos Remark MHz dBuV/m dBuV/m dB dBuV dB/m dB dB dB cm deg 1 5755.00 113.87 ------ ------ 106.37 33.68 10.66 36.84 0.00 400 61 Peak
Avg	Blank	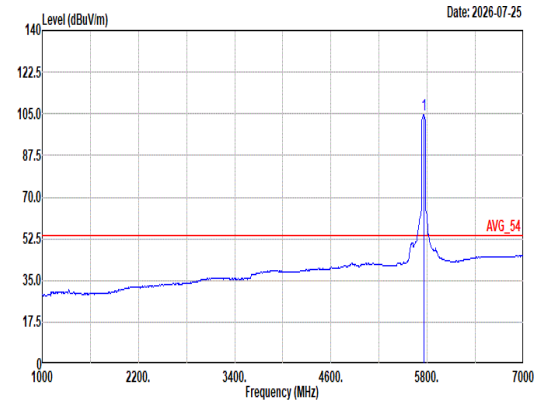 Site : 03CH13-HY Condition: AVG_54 3m HORN_9120D_1326 HORIZONTAL : RBW:1000.000kHz VBW:0.010kHz SWT:Auto Freq Level Limit Line Margin Read Level Ant Factor Cable Loss Preamp Factor Aux Factor APos TPos Remark MHz dBuV/m dBuV/m dB dBuV dB/m dB dB dB cm deg 1 5755.00 104.52 ------ ------ 96.98 33.71 10.67 36.84 0.00 400 61 Average

Mode	79	
	Band Edge - R	
	U-NII-3_5.725-5.85_802.11ax HE40_CH151_Full RU_5755MHz	
ANT	MIMO	
Pol.	Horizontal	Fundamental
Peak	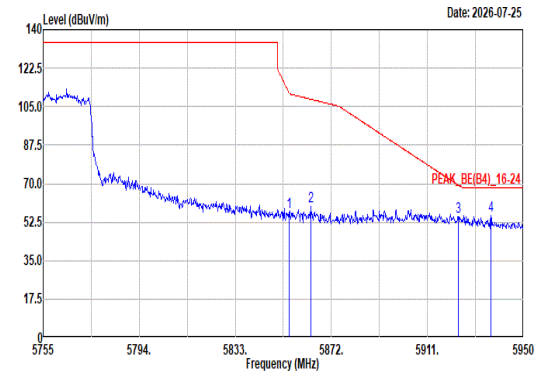 Site : 03CH13-HY Condition: PEAK_BE(B4)_16-24 3m HORN_9120D_1326 HORIZONTAL : RBW:1000.000kHz VBW:3000.000kHz SWT:Auto Limit Read Ant Cable Preamp Aux APos TPos Freq Level Line Margin Level Factor Loss Factor Factor Remark MHz dBuV/m dBuV/m dB dBuV dB/m dB dB dB cm deg 1 5854.84 57.07 111.16 -54.09 49.06 34.12 10.77 36.88 0.00 400 61 Peak 2 5863.62 59.79 108.39 -48.60 51.74 34.15 10.78 36.88 0.00 400 61 Peak 3 5923.68 55.14 69.18 -14.04 46.91 34.30 10.83 36.90 0.00 400 61 Peak 4 5936.74 55.35 68.20 -12.85 47.12 34.30 10.84 36.91 0.00 400 61 Peak	Blank

Mode	79	
	Band Edge - L	
	U-NII-3_5.725-5.85_802.11ax HE40_CH151_Full RU_5755MHz	
ANT	MIMO	
Pol.	Vertical	Fundamental
Peak	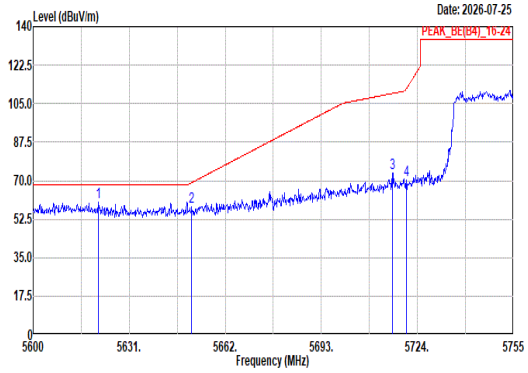 Site : 03CH13-HY Condition: PEAK_BE(B4)_16-24 3m HORN_9120D_1326 VERTICAL : RBW:1000.000kHz VBW:3000.000kHz SWT:Auto Freq Level Limit Line Margin Read Level Ant Factor Cable Loss Preamp Factor Aux Factor APos TPos Remark 1 5621.08 60.24 68.20 -7.96 53.64 32.88 10.51 36.79 0.00 349 66 Peak 2 5651.15 57.97 69.05 -11.08 51.22 33.01 10.54 36.80 0.00 349 66 Peak 3 5715.94 73.47 109.66 -36.19 66.18 33.50 10.62 36.83 0.00 349 66 Peak 4 5720.44 70.02 111.79 -41.77 62.70 33.52 10.63 36.83 0.00 349 66 Peak	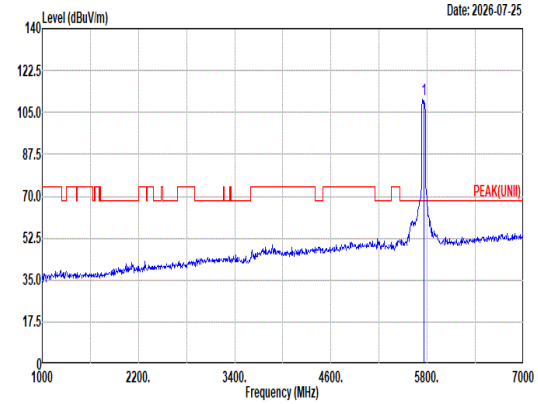 Site : 03CH13-HY Condition: PEAK(UNII) 3m HORN_9120D_1326 VERTICAL : RBW:1000.000kHz VBW:3000.000kHz SWT:Auto Freq Level Limit Line Margin Read Level Ant Factor Cable Loss Preamp Factor Aux Factor APos TPos Remark 1 5755.00 110.45 ------ ------ 103.00 33.64 10.65 36.84 0.00 349 66 Peak
Avg	Blank	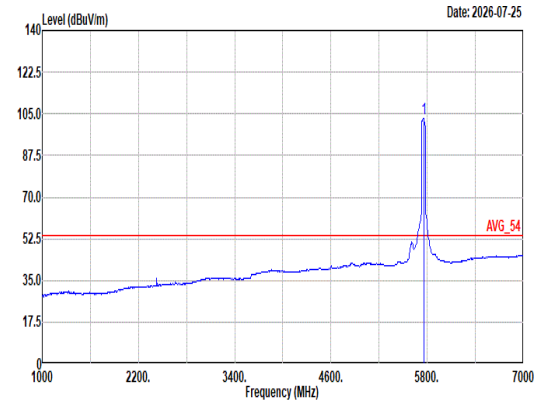 Site : 03CH13-HY Condition: AVG_54 3m HORN_9120D_1326 VERTICAL : RBW:1000.000kHz VBW:0.010kHz SWT:Auto Freq Level Limit Line Margin Read Level Ant Factor Cable Loss Preamp Factor Aux Factor APos TPos Remark 1 5755.00 103.17 ------ ------ 95.58 33.75 10.68 36.84 0.00 349 66 Average

Mode	79	
	Band Edge - R	
	U-NII-3_5.725-5.85_802.11ax HE40_CH151_Full RU_5755MHz	
ANT	MIMO	
Pol.	Vertical	Fundamental
Peak	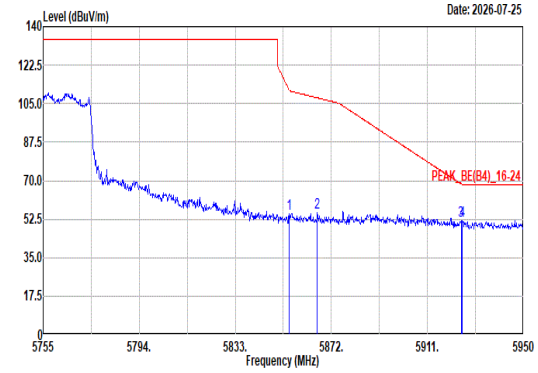	Blank

Site : 03CH13-HY
Condition: PEAK_BE(B4)_16-24 3m HORN_9120D_1326 VERTICAL
: RBW:1000.000kHz VBW:3000.000kHz SWT:Auto

	Freq	Level	Limit Line	Margin	Read Level	Ant Factor	Cable Loss	Preamp Factor	Aux Factor	APos	TPos	Remark
	MHz	dBuV/m	dBuV/m	dB	dBuV	dB/m	dB	dB	dB	cm	deg	
1	5854.84	54.95	111.16	-56.21	46.94	34.12	10.77	36.88	0.00	349	66	Peak
2	5866.35	55.60	107.62	-52.02	47.53	34.17	10.78	36.88	0.00	349	66	Peak
3	5924.65	51.56	68.46	-16.90	43.33	34.30	10.83	36.90	0.00	349	66	Peak
4	5925.04	51.67	68.20	-16.53	43.44	34.30	10.83	36.90	0.00	349	66	Peak

Mode	80	
	Band Edge - L	
	U-NII-3_5.725-5.85_802.11ax HE40_CH159_Full RU_5795MHz	
ANT	MIMO	
Pol.	Horizontal	Fundamental
Peak	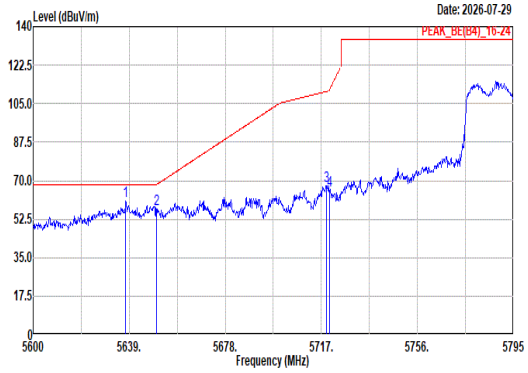 Site : 03CH13-HY Condition: PEAK_BE(B4)_16-24 3m HORN_9120D_1326 HORIZONTAL : RBW:1000.000kHz VBW:3000.000kHz SWT:Auto Freq Level Limit Line Margin Read Level Ant Factor Cable Loss Preamp Factor Aux Factor APos TPos Remark MHz dBuV/m dBuV/m dB dBuV dB/m dB dB dB cm deg 1 5637.64 60.65 68.20 -7.55 53.97 32.95 10.53 36.80 0.00 100 178 Peak 2 5650.12 57.30 68.29 -10.99 50.56 33.00 10.54 36.80 0.00 100 178 Peak 3 5718.95 67.85 110.51 -42.66 60.54 33.51 10.63 36.83 0.00 100 178 Peak 4 5720.32 65.65 111.52 -45.87 58.33 33.52 10.63 36.83 0.00 100 178 Peak	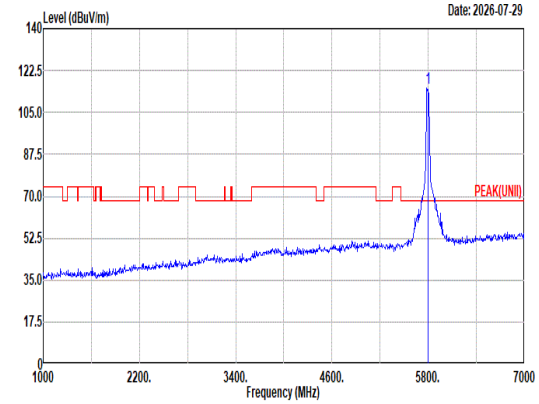 Site : 03CH13-HY Condition: PEAK(UNII) 3m HORN_9120D_1326 HORIZONTAL : RBW:1000.000kHz VBW:3000.000kHz SWT:Auto Freq Level Limit Line Margin Read Level Ant Factor Cable Loss Preamp Factor Aux Factor APos TPos Remark MHz dBuV/m dBuV/m dB dBuV dB/m dB dB dB cm deg 1 5795.00 115.05 ------ ------ 107.30 33.89 10.71 36.85 0.00 100 178 Peak
Avg	Blank	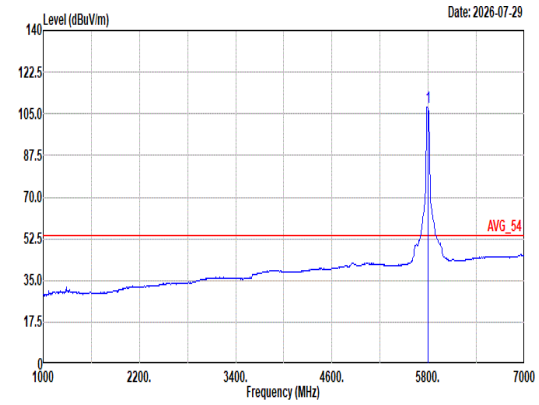 Site : 03CH13-HY Condition: AVG_54 3m HORN_9120D_1326 HORIZONTAL : RBW:1000.000kHz VBW:0.010kHz SWT:Auto Freq Level Limit Line Margin Read Level Ant Factor Cable Loss Preamp Factor Aux Factor APos TPos Remark MHz dBuV/m dBuV/m dB dBuV dB/m dB dB dB cm deg 1 5795.00 107.53 ------ ------ 99.73 33.93 10.72 36.85 0.00 100 178 Average

Mode	80	
	Band Edge - R	
	U-NII-3_5.725-5.85_802.11ax HE40_CH159_Full RU_5795MHz	
ANT	MIMO	
Pol.	Horizontal	Fundamental
Peak	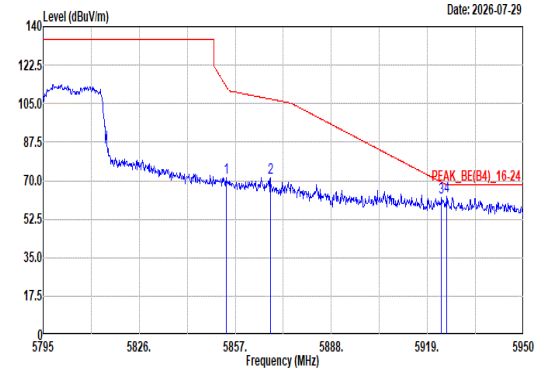 Site : 03CH13-HY Condition: PEAK_BE(B4)_16-24 3m HORN_9120D_1326 HORIZONTAL : RBW:1000.000kHz VBW:3000.000kHz SWT:Auto Limit Read Ant Cable Preamp Aux APos TPos Freq Level Line Margin Level Factor Loss Factor Factor Remark MHz dBuV/m dBuV/m dB dBuV dB/m dB dB dB cm deg 1 5854.06 71.28 112.95 -41.67 63.27 34.12 10.77 36.88 0.00 100 178 Peak 2 5868.32 71.35 107.07 -35.72 63.28 34.17 10.78 36.88 0.00 100 178 Peak 3 5923.50 62.23 69.31 -7.08 54.00 34.30 10.83 36.90 0.00 100 178 Peak 4 5925.20 62.94 68.20 -5.26 54.71 34.30 10.83 36.90 0.00 100 178 Peak	Blank

Mode	80	
	Band Edge - L	
	U-NII-3_5.725-5.85_802.11ax HE40_CH159_Full RU_5795MHz	
ANT	MIMO	
Pol.	Vertical	Fundamental
Peak	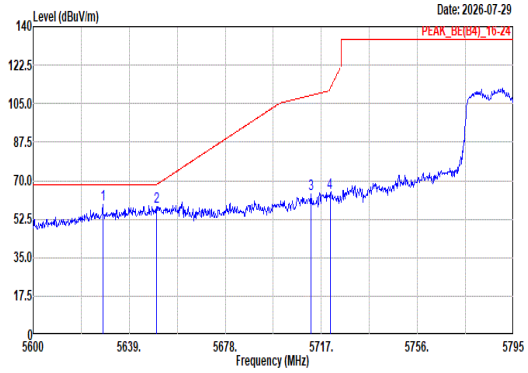 Site : 03CH13-HY Condition: PEAK_BE(B4)_16-24 3m HORN_9120D_1326 VERTICAL : RBW:1000.000kHz VBW:3000.000kHz SWT:Auto Freq Level Limit Line Margin Read Level Ant Factor Cable Loss Preamp Factor Aux Factor APos TPos Remark MHz dBuV/m dBuV/m dB dBuV dB/m dB dB dB cm deg 1 5628.28 58.99 68.20 -9.21 52.36 32.91 10.52 36.80 0.00 300 64 Peak 2 5650.12 57.99 68.29 -10.30 51.25 33.00 10.54 36.80 0.00 300 64 Peak 3 5712.71 64.18 108.76 -44.58 56.91 33.48 10.62 36.83 0.00 300 64 Peak 4 5720.51 64.57 111.96 -47.39 57.25 33.52 10.63 36.83 0.00 300 64 Peak	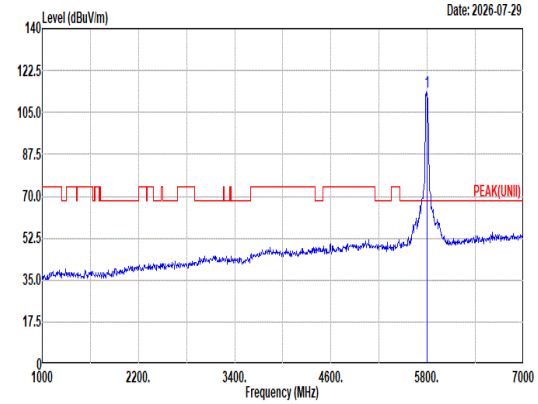 Site : 03CH13-HY Condition: PEAK(UNII) 3m HORN_9120D_1326 VERTICAL : RBW:1000.000kHz VBW:3000.000kHz SWT:Auto Freq Level Limit Line Margin Read Level Ant Factor Cable Loss Preamp Factor Aux Factor APos TPos Remark MHz dBuV/m dBuV/m dB dBuV dB/m dB dB dB cm deg 1 5795.00 113.52 ------ ------ 105.72 33.93 10.72 36.85 0.00 300 64 Peak
Avg	Blank	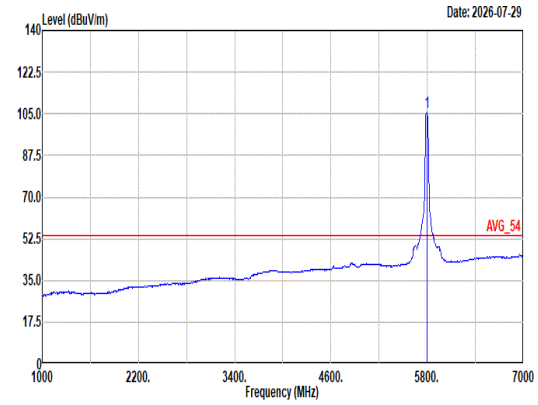 Site : 03CH13-HY Condition: AVG_54 3m HORN_9120D_1326 VERTICAL : RBW:1000.000kHz VBW:0.010kHz SWT:Auto Freq Level Limit Line Margin Read Level Ant Factor Cable Loss Preamp Factor Aux Factor APos TPos Remark MHz dBuV/m dBuV/m dB dBuV dB/m dB dB dB cm deg 1 5795.00 105.49 ------ ------ 97.62 34.00 10.73 36.86 0.00 300 64 Average

Mode	80	
	Band Edge - R	
	U-NII-3_5.725-5.85_802.11ax HE40_CH159_Full RU_5795MHz	
ANT	MIMO	
Pol.	Vertical	Fundamental
Peak	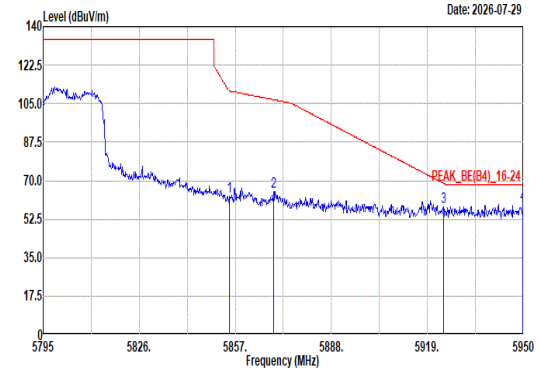 Site : 03CH13-HY Condition: PEAK_BE(B4)_16-24 3m HORN_9120D_1326 VERTICAL : RBW:1000.000kHz VBW:3000.000kHz SWT:Auto Limit Read Ant Cable Preamp Aux APos TPos Freq Level Line Margin Level Factor Loss Factor Factor Remark MHz dBuV/m dBuV/m dB dBuV dB/m dB dB dB cm deg 1 5854.99 62.93 110.83 -47.90 54.92 34.12 10.77 36.88 0.00 300 64 Peak 2 5869.40 65.09 106.77 -41.68 57.00 34.18 10.79 36.88 0.00 300 64 Peak 3 5924.12 58.17 68.85 -10.68 49.94 34.30 10.83 36.90 0.00 300 64 Peak 4 5949.85 59.25 68.20 -8.95 51.01 34.30 10.85 36.91 0.00 300 64 Peak	Blank

Mode	81	
	Band Edge - L	
	U-NII-3_5.725-5.85_802.11ax HE80_CH155_Full RU_5775MHz	
ANT	MIMO	
Pol.	Horizontal	Fundamental
Peak	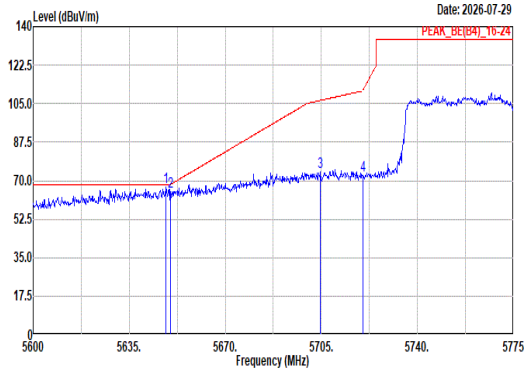 Site : 03CH13-HY Condition: PEAK_BE(B4)_16-24 3m HORN_9120D_1326 HORIZONTAL : RBW:1000.000kHz VBW:3000.000kHz SWT:Auto Freq Level Limit Line Margin Read Level Ant Factor Cable Loss Preamp Factor Aux Factor APos TPos Remark MHz dBuV/m dBuV/m dB dBuV dB/m dB dB dB cm deg 1 5648.48 67.27 68.20 -0.93 60.54 32.99 10.54 36.80 0.00 400 66 Peak 2 5650.05 65.16 68.24 -3.08 58.42 33.00 10.54 36.80 0.00 400 66 Peak 3 5704.65 73.95 106.50 -32.55 66.73 33.43 10.61 36.82 0.00 400 66 Peak 4 5720.05 72.61 110.91 -38.30 65.29 33.52 10.63 36.83 0.00 400 66 Peak	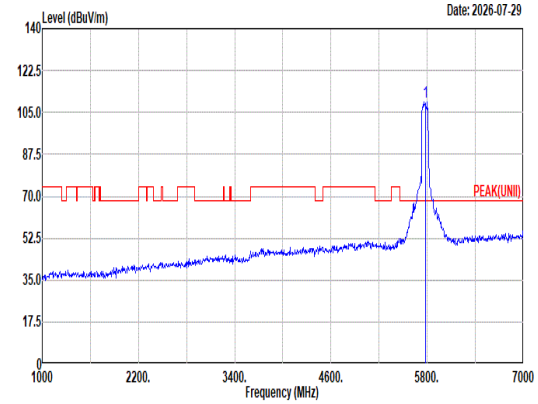 Site : 03CH13-HY Condition: PEAK(UNII) 3m HORN_9120D_1326 HORIZONTAL : RBW:1000.000kHz VBW:3000.000kHz SWT:Auto Freq Level Limit Line Margin Read Level Ant Factor Cable Loss Preamp Factor Aux Factor APos TPos Remark MHz dBuV/m dBuV/m dB dBuV dB/m dB dB dB cm deg 1 5775.00 109.41 ------ ------ 101.82 33.75 10.68 36.84 0.00 400 66 Peak
Avg	Blank	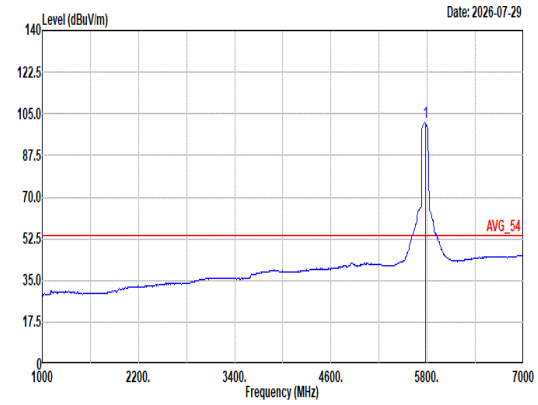 Site : 03CH13-HY Condition: AVG_54 3m HORN_9120D_1326 HORIZONTAL : RBW:1000.000kHz VBW:0.010kHz SWT:Auto Freq Level Limit Line Margin Read Level Ant Factor Cable Loss Preamp Factor Aux Factor APos TPos Remark MHz dBuV/m dBuV/m dB dBuV dB/m dB dB dB cm deg 1 5775.00 101.33 ------ ------ 93.67 33.82 10.69 36.85 0.00 400 66 Average

Mode	81	
	Band Edge - R	
	U-NII-3_5.725-5.85_802.11ax HE80_CH155_Full RU_5775MHz	
ANT	MIMO	
Pol.	Horizontal	Fundamental
Peak	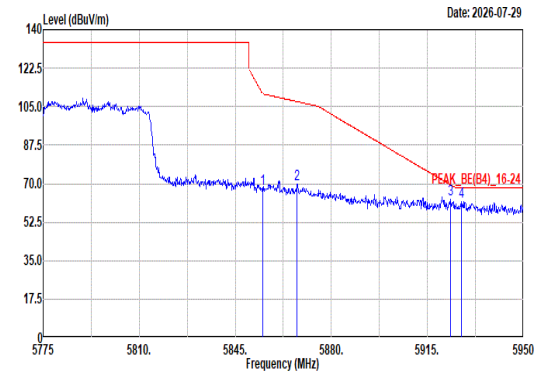 Site : 03CH13-HY Condition: PEAK_BE(B4)_16-24 3m HORN_9120D_1326 HORIZONTAL : RBW:1000.000kHz VBW:3000.000kHz SWT:Auto Limit Read Ant Cable Preamp Aux APos TPos Freq Level Line Margin Level Factor Loss Factor Factor Remark MHz dBuV/m dBuV/m dB dBuV dB/m dB dB dB cm deg 1 5854.98 67.62 110.86 -43.24 59.61 34.12 10.77 36.88 0.00 400 66 Peak 2 5867.58 69.88 107.28 -37.40 61.81 34.17 10.78 36.88 0.00 400 66 Peak 3 5923.40 62.89 69.38 -6.49 54.66 34.30 10.83 36.90 0.00 400 66 Peak 4 5927.43 62.02 68.20 -6.18 53.79 34.30 10.83 36.90 0.00 400 66 Peak	Blank

Mode	81	
	Band Edge - L	
	U-NII-3_5.725-5.85_802.11ax HE80_CH155_Full RU_5775MHz	
ANT	MIMO	
Pol.	Vertical	Fundamental
Peak	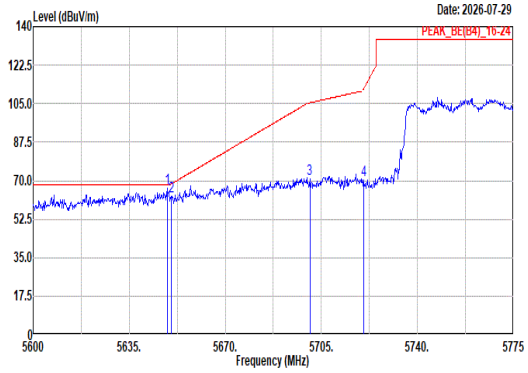 Site : 03CH13-HY Condition: PEAK_BE(B4)_16-24 3m HORN_9120D_1326 VERTICAL : RBW:1000.000kHz VBW:3000.000kHz SWT:Auto Freq Level Limit Line Margin Read Level Ant Factor Cable Loss Preamp Factor Aux Factor APos TPos Remark MHz dBuV/m dBuV/m dB dBuV dB/m dB dB dB cm deg 1 5648.83 66.50 68.20 -1.70 59.76 33.00 10.54 36.80 0.00 336 60 Peak 2 5650.23 62.84 68.37 -5.53 56.10 33.00 10.54 36.80 0.00 336 60 Peak 3 5700.80 70.97 105.42 -34.45 63.78 33.40 10.61 36.82 0.00 336 60 Peak 4 5720.40 70.14 111.71 -41.57 62.82 33.52 10.63 36.83 0.00 336 60 Peak	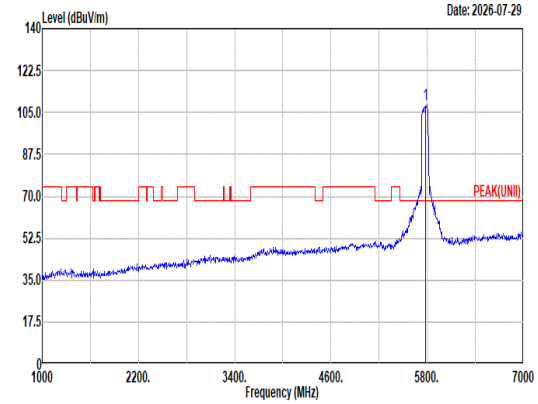 Site : 03CH13-HY Condition: PEAK(UNII) 3m HORN_9120D_1326 VERTICAL : RBW:1000.000kHz VBW:3000.000kHz SWT:Auto Freq Level Limit Line Margin Read Level Ant Factor Cable Loss Preamp Factor Aux Factor APos TPos Remark MHz dBuV/m dBuV/m dB dBuV dB/m dB dB dB cm deg 1 5775.00 108.27 ------ ------ 100.40 34.00 10.73 36.86 0.00 336 60 Peak
Avg	Blank	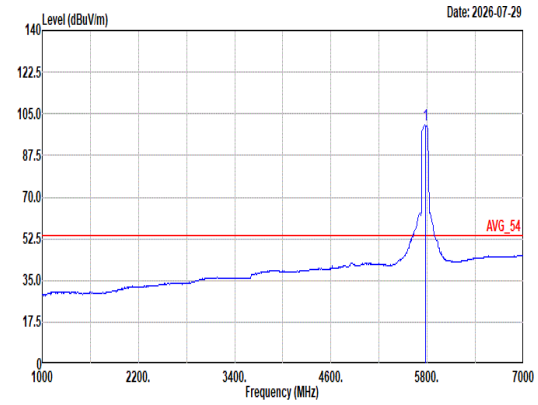 Site : 03CH13-HY Condition: AVG_54 3m HORN_9120D_1326 VERTICAL : RBW:1000.000kHz VBW:0.010kHz SWT:Auto Freq Level Limit Line Margin Read Level Ant Factor Cable Loss Preamp Factor Aux Factor APos TPos Remark MHz dBuV/m dBuV/m dB dBuV dB/m dB dB dB cm deg 1 5775.00 100.21 ------ ------ 92.55 33.82 10.69 36.85 0.00 336 60 Average

Mode	81	
	Band Edge - R	
	U-NII-3_5.725-5.85_802.11ax HE80_CH155_Full RU_5775MHz	
ANT	MIMO	
Pol.	Vertical	Fundamental
Peak	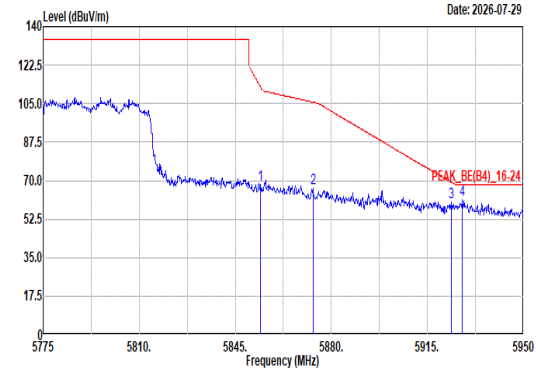 Site : 03CH13-HY Condition: PEAK_BE(B4)_16-24 3m HORN_9120D_1326 VERTICAL : RBW:1000.000kHz VBW:3000.000kHz SWT:Auto Limit Read Ant Cable Preamp Aux APos TPos Freq Level Line Margin Level Factor Loss Factor Factor Remark MHz dBuV/m dBuV/m dB dBuV dB/m dB dB dB cm deg 1 5854.28 68.05 112.45 -44.40 60.04 34.12 10.77 36.88 0.00 336 60 Peak 2 5873.35 66.83 105.66 -38.83 58.73 34.19 10.79 36.88 0.00 336 60 Peak 3 5923.75 60.14 69.12 -8.98 51.91 34.30 10.83 36.90 0.00 336 60 Peak 4 5927.78 61.04 68.20 -7.16 52.81 34.30 10.83 36.90 0.00 336 60 Peak	Blank

Mode	82	
	Band Edge	
	U-NII-3_5.725-5.85_802.11ax HE20_CH149_Partial_106/53RU _5745MHz	
ANT	MIMO	
Pol.	Horizontal	Fundamental
Peak	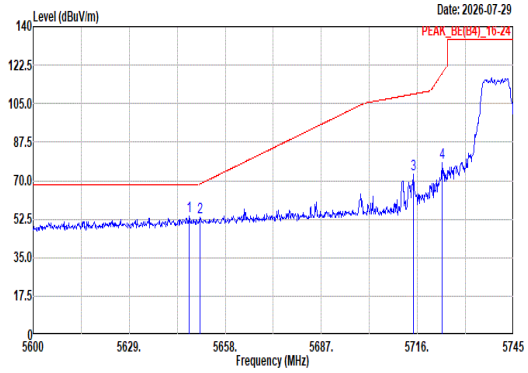 Site : 03CH13-HY Condition: PEAK_BE(B4)_16-24 3m HORN_9120D_1326 HORIZONTAL : RBW:1000.000kHz VBW:3000.000kHz SWT:Auto Freq Level Limit Line Margin Read Level Ant Factor Cable Loss Preamp Factor Aux Factor APos TPos Remark MHz dBuV/m dBuV/m dB dBuV dB/m dB dB dB cm deg 1 5647.13 53.96 68.20 -14.24 47.23 32.99 10.54 36.80 0.00 400 60 Peak 2 5650.46 53.18 68.54 -15.36 46.44 33.00 10.54 36.80 0.00 400 60 Peak 3 5714.84 72.75 109.36 -36.61 65.47 33.49 10.62 36.83 0.00 400 60 Peak 4 5723.54 78.04 118.87 -40.83 70.70 33.54 10.63 36.83 0.00 400 60 Peak	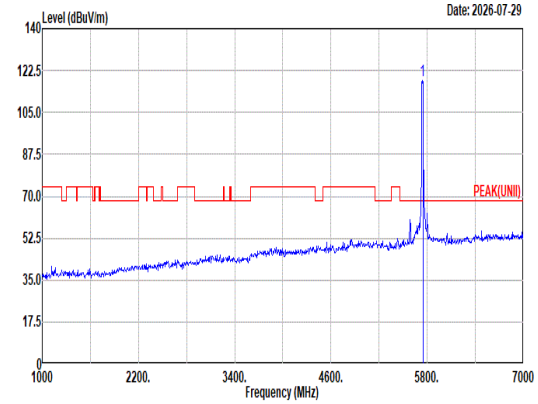 Site : 03CH13-HY Condition: PEAK(UNII) 3m HORN_9120D_1326 HORIZONTAL : RBW:1000.000kHz VBW:3000.000kHz SWT:Auto Freq Level Limit Line Margin Read Level Ant Factor Cable Loss Preamp Factor Aux Factor APos TPos Remark MHz dBuV/m dBuV/m dB dBuV dB/m dB dB dB cm deg 1 5745.00 118.51 ------ ------ 111.06 33.64 10.65 36.84 0.00 400 60 Peak
Avg	Blank	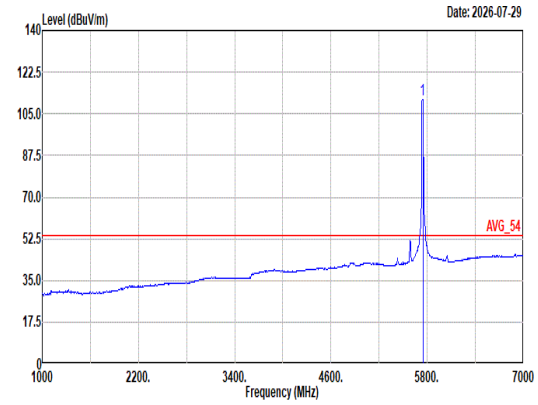 Site : 03CH13-HY Condition: AVG_54 3m HORN_9120D_1326 HORIZONTAL : RBW:1000.000kHz VBW:0.010kHz SWT:Auto Freq Level Limit Line Margin Read Level Ant Factor Cable Loss Preamp Factor Aux Factor APos TPos Remark MHz dBuV/m dBuV/m dB dBuV dB/m dB dB dB cm deg 1 5745.00 111.11 ------ ------ 103.66 33.64 10.65 36.84 0.00 400 60 Average

Mode	82	
	Band Edge	
	U-NII-3_5.725-5.85_802.11ax HE20_CH149_Partial_106/53RU _5745MHz	
ANT	MIMO	
Pol.	Vertical	Fundamental
Peak	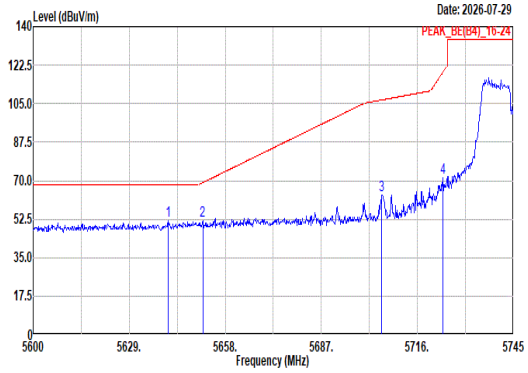 Site : 03CH13-HY Condition: PEAK_BE(B4)_16-24 3m HORN_9120D_1326 VERTICAL : RBW:1000.000kHz VBW:3000.000kHz SWT:Auto Freq Level Limit Line Margin Read Level Ant Factor Cable Loss Preamp Factor Aux Factor APos TPos Remark MHz dBuV/m dBuV/m dB dBuV dB/m dB dB dB cm deg 1 5640.75 51.58 68.20 -16.62 44.89 32.96 10.53 36.80 0.00 100 73 Peak 2 5651.19 51.69 69.08 -17.39 44.94 33.01 10.54 36.80 0.00 100 73 Peak 3 5705.13 63.18 106.64 -43.46 55.96 33.43 10.61 36.82 0.00 100 73 Peak 4 5723.69 71.54 119.20 -47.66 64.20 33.54 10.63 36.83 0.00 100 73 Peak	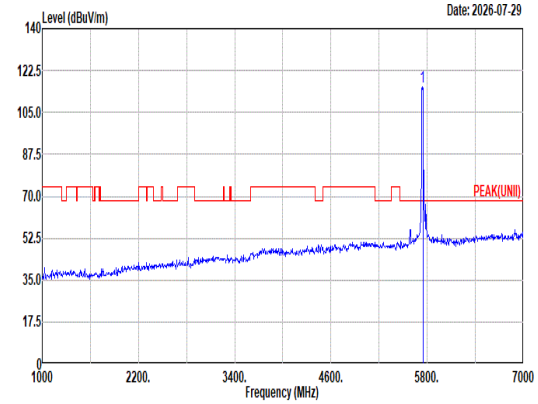 Site : 03CH13-HY Condition: PEAK(UNII) 3m HORN_9120D_1326 VERTICAL : RBW:1000.000kHz VBW:3000.000kHz SWT:Auto Freq Level Limit Line Margin Read Level Ant Factor Cable Loss Preamp Factor Aux Factor APos TPos Remark MHz dBuV/m dBuV/m dB dBuV dB/m dB dB dB cm deg 1 5745.00 115.71 ------ ------ 108.26 33.64 10.65 36.84 0.00 100 73 Peak
Avg	Blank	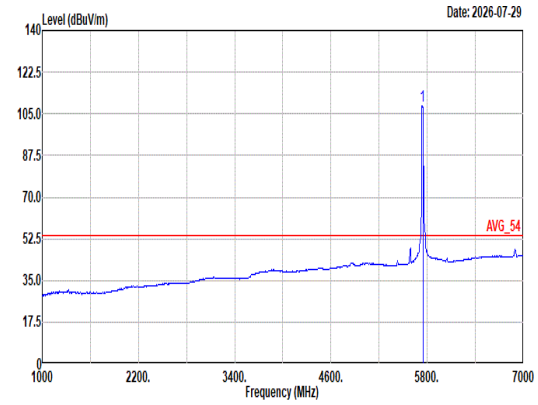 Site : 03CH13-HY Condition: AVG_54 3m HORN_9120D_1326 VERTICAL : RBW:1000.000kHz VBW:0.010kHz SWT:Auto Freq Level Limit Line Margin Read Level Ant Factor Cable Loss Preamp Factor Aux Factor APos TPos Remark MHz dBuV/m dBuV/m dB dBuV dB/m dB dB dB cm deg 1 5745.00 108.56 ------ ------ 101.11 33.64 10.65 36.84 0.00 100 73 Average

Mode	83	
	LF	
	U-NII-3_5.725-5.85_802.11ax HE80_CH155_Full RU_5775MHz	
ANT	MIMO	
Pol.	Horizontal	Vertical
QP/ Peak	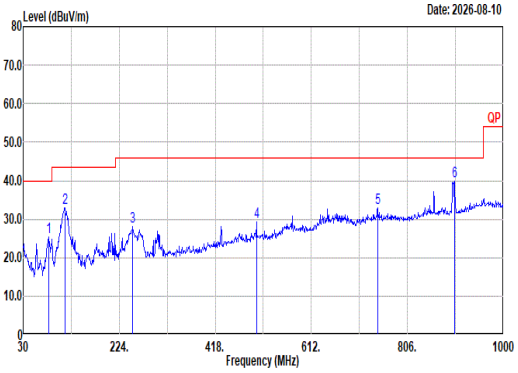	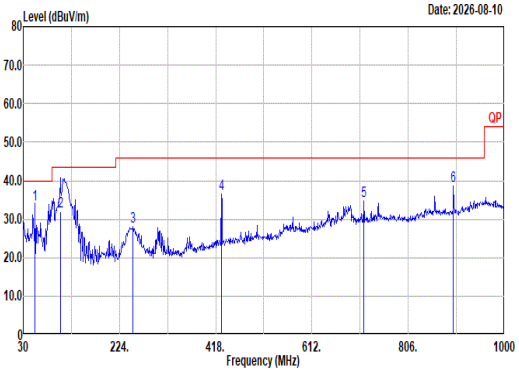

Site : 03CH13-HY
Condition: QP 3m BILOG_40103 HORIZONTAL

	Freq	Level	Limit Line	Margin	Read Level	Ant Factor	Cable Loss	Preamp Factor	Aux Factor	APos	TPos	Remark
	MHz	dBuV/m	dBuV/m	dB	dBuV	dB/m	dB	dB	dB	cm	deg	
1	82.38	25.23	40.00	-14.77	41.97	13.98	1.31	32.10	0.07	--	--	Peak
2	114.39	33.05	43.50	-10.45	46.38	17.22	1.49	32.11	0.07	--	--	Peak
3	251.16	28.11	46.00	-17.89	39.13	18.60	2.23	31.97	0.12	--	--	Peak
4	501.42	29.38	46.00	-16.62	34.13	24.09	3.07	32.03	0.12	--	--	Peak
5	745.86	32.99	46.00	-13.01	32.84	28.15	3.76	31.90	0.14	--	--	Peak
6	901.06	39.82	46.00	-6.18	37.92	28.90	4.11	31.29	0.18	--	--	Peak

Site : 03CH13-HY
Condition: QP 3m BILOG_40103 VERTICAL

	Freq	Level	Limit Line	Margin	Read Level	Ant Factor	Cable Loss	Preamp Factor	Aux Factor	APos	TPos	Remark
	MHz	dBuV/m	dBuV/m	dB	dBuV	dB/m	dB	dB	dB	cm	deg	
1	54.25	33.96	40.00	-6.04	52.50	12.39	1.08	32.13	0.12	--	--	Peak
2	104.69	31.88	43.50	-11.62	46.15	16.31	1.45	32.11	0.08	100	182	QP
3	251.16	28.00	46.00	-18.00	39.02	18.60	2.23	31.97	0.12	--	--	Peak
4	429.64	36.53	46.00	-9.47	43.03	22.45	2.87	31.92	0.10	--	--	Peak
5	716.76	34.74	46.00	-11.26	35.84	27.01	3.71	31.96	0.14	--	--	Peak
6	897.18	38.53	46.00	-7.47	36.76	28.81	4.10	31.32	0.18	--	--	Peak

Mode	84	
	SHF	
	U-NII-3_5.725-5.85_802.11ax HE80_CH155_Full RU_5775MHz	
ANT	MIMO	
Pol.	Horizontal	Vertical
Peak	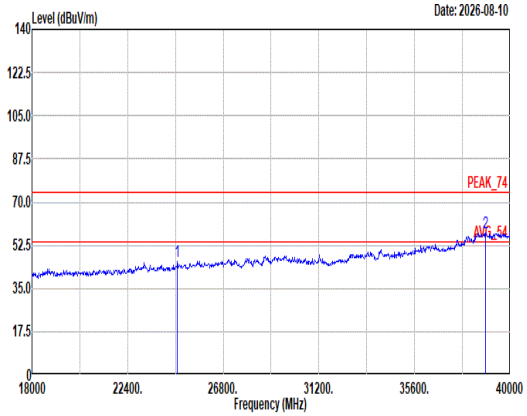 Site : 03CH13-HY Condition: PEAK_74 1m SHF_00994 HORIZONTAL Freq Level Limit Line Margin Read Level Ant Factor Cable Loss Preamp Factor Aux Factor APos TPos Remark MHz dBuV/m dBuV/m dB dBuV dB/m dB dB dB cm deg 1 24688.00 45.93 74.00 -28.07 42.08 39.70 6.41 53.39 -9.54 -- -- Peak 2 38856.00 57.35 74.00 -16.65 45.11 43.78 8.28 56.83 -9.54 -- -- Peak	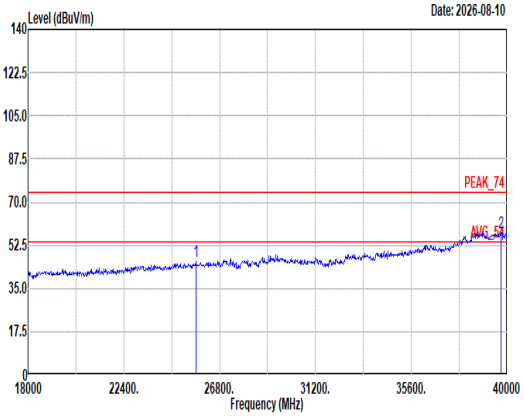 Site : 03CH13-HY Condition: PEAK_74 1m SHF_00994 VERTICAL Freq Level Limit Line Margin Read Level Ant Factor Cable Loss Preamp Factor Aux Factor APos TPos Remark MHz dBuV/m dBuV/m dB dBuV dB/m dB dB dB cm deg 1 25700.00 45.85 74.00 -28.15 41.44 39.40 6.53 53.26 -9.54 -- -- Peak 2 39714.00 57.80 74.00 -16.20 44.03 44.47 8.35 56.09 -9.54 -- -- Peak
Avg	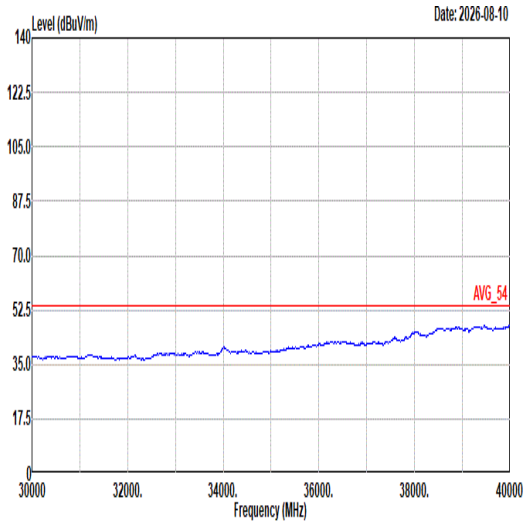 Site : 03CH13-HY Condition: 1m SHF_00994 HORIZONTAL	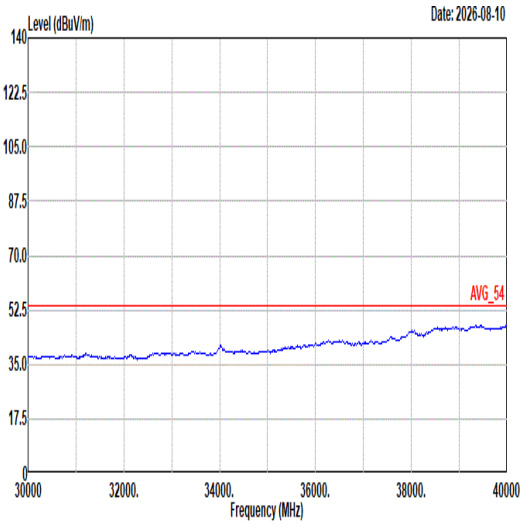 Site : 03CH13-HY Condition: 1m SHF_00994 VERTICAL

Appendix D. Duty Cycle Plots

Antenna	Band	Duty Cycle(%)	T(us)	1/T(kHz)	VBW Setting
MIMO	802.11a	99.05	-	-	10Hz
MIMO	802.11an HT20	100.00	-	-	10Hz
MIMO	802.11an HT40	99.72	-	-	10Hz
MIMO	802.11ac VHT80	99.72	-	-	10Hz
MIMO	802.11ac VHT160	100.00	-	-	10Hz
MIMO	802.11ax HE20 Full RU	99.72	-	-	10Hz
MIMO	802.11ax HE20 106 RU	99.58	-	-	10Hz
MIMO	802.11ax HE40 Full RU	99.03	-	-	10Hz
MIMO	802.11ax HE80 Full RU	100.00	-	-	10Hz
MIMO	802.11ax HE160 Full RU	100.00	-	-	10Hz

MIMO <Ant. 1+2>

802.11a

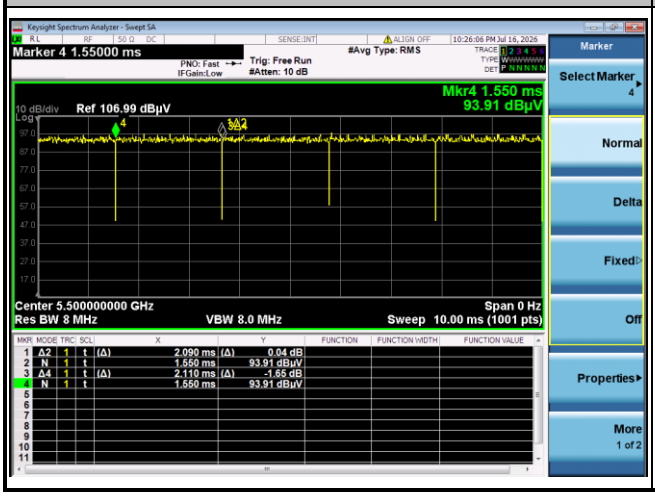

802.11an HT20

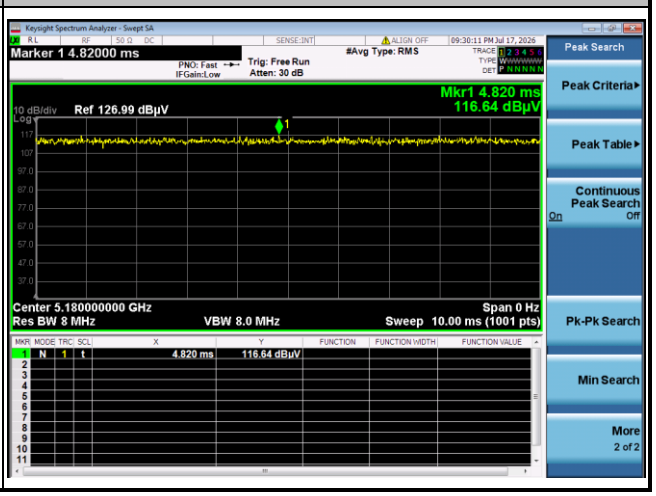

802.11an HT40

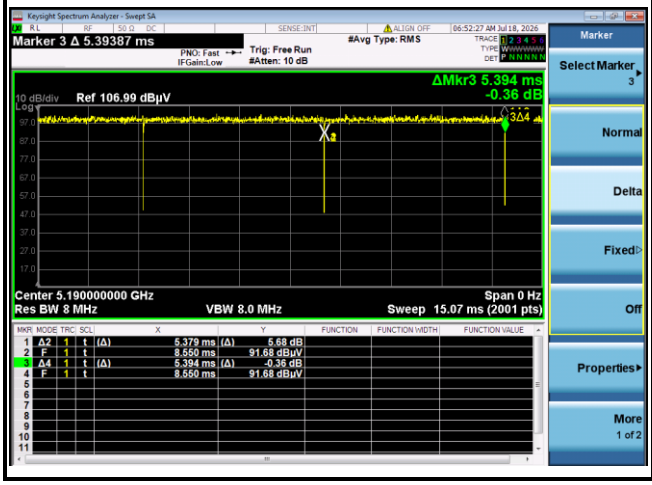

802.11ac VHT80

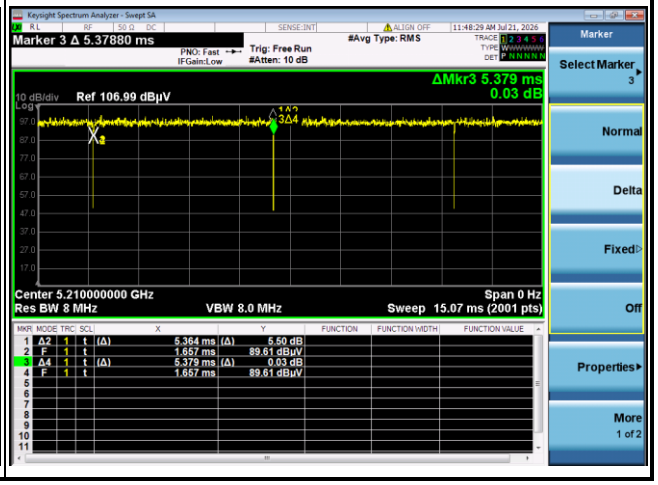

802.11ac VHT160

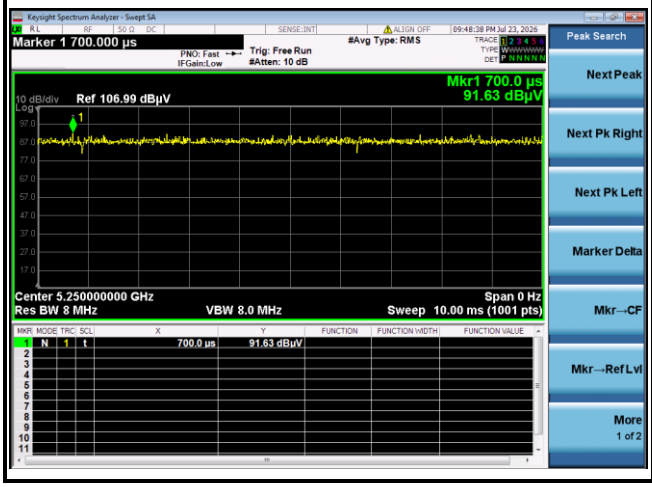

802.11ax HE20 Full RU

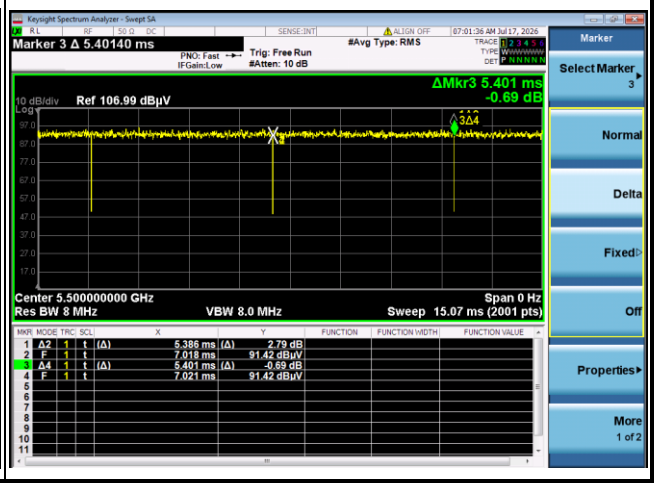

802.11ax HE20 106 RU

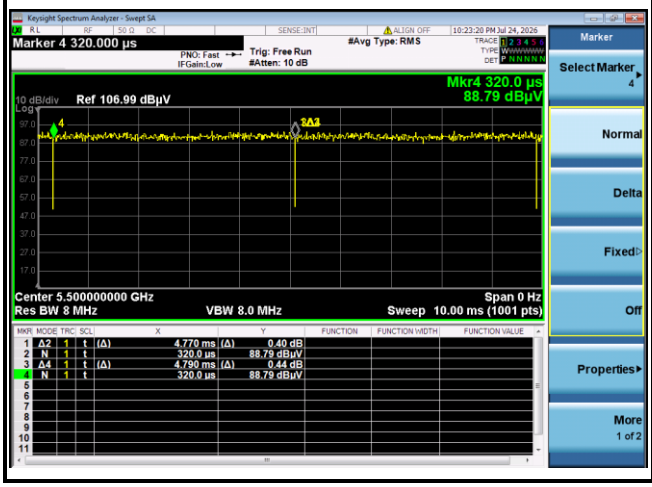

802.11ax HE40 Full RU

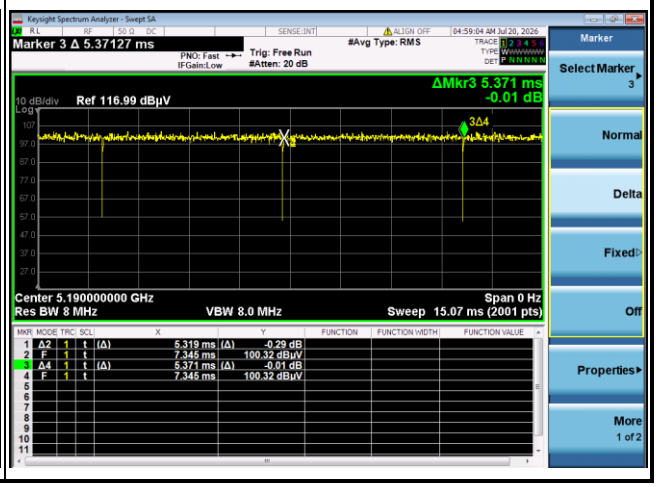
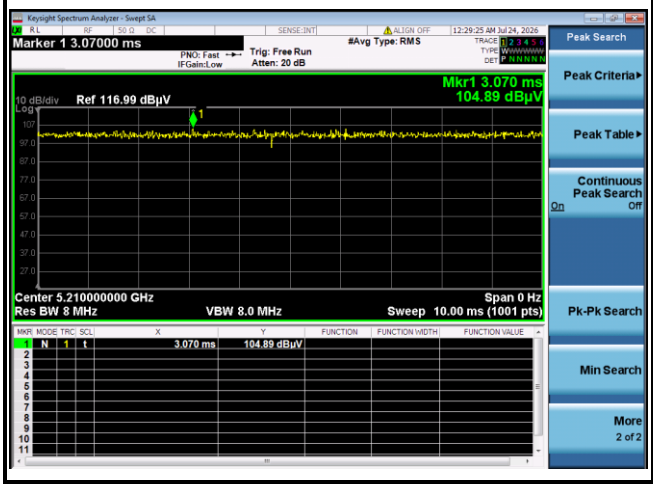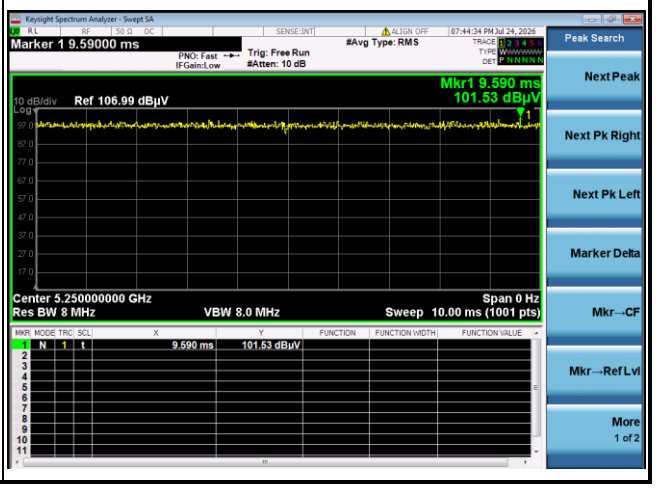
802.11ax HE80 Full RU	802.11ax HE160 Full RU