Mode	6	
	Band Edge - R	
	U-NII-4_5.725-5.85_802.11n HT20_CH177_5885MHz	
ANT	MIMO	
Pol.	Horizontal	Fundamental
Peak	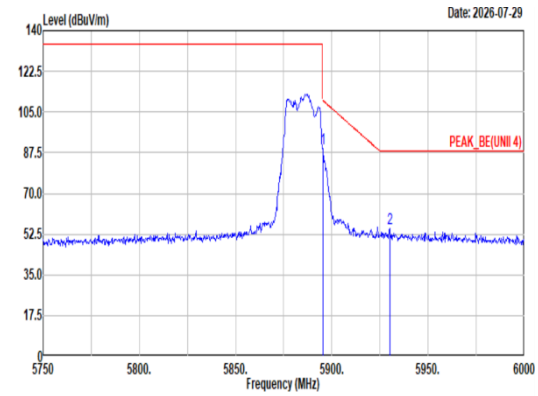 Site : 03CH13-HY Condition: PEAK_BE(UNII 4) 3m HORN_9120D_1326 HORIZONTAL : RBW:1000.000kHz VBW:3000.000kHz SWT:Auto Detector : PEAK Mode : 90 Setting : 14.5 Limit Read Ant Cable Preamp Aux APos TPos Freq Level Line Margin Level Factor Loss Factor Factor Remark MHz dBuV/m dBuV/m dB dBuV dB/m dB dB dB cm deg 1 5895.25 89.39 110.02 -20.63 81.19 34.28 10.81 36.89 0.00 101 156 Peak 2 5930.00 55.05 88.20 -33.15 46.82 34.30 10.83 36.90 0.00 101 156 Peak	Blank
Avg	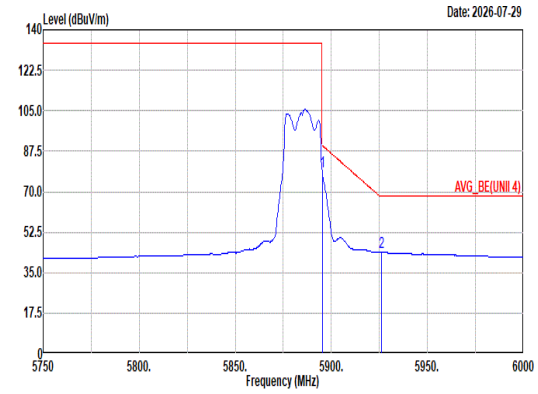 Site : 03CH13-HY Condition: AVG_BE(UNII 4) 3m HORN_9120D_1326 HORIZONTAL : RBW:1000.000kHz VBW:0.010kHz SWT:Auto Limit Read Ant Cable Preamp Aux APos TPos Freq Level Line Margin Level Factor Loss Factor Factor Remark MHz dBuV/m dBuV/m dB dBuV dB/m dB dB dB cm deg 1 5895.25 78.53 90.02 -11.49 70.33 34.28 10.81 36.89 0.00 101 156 Average 2 5926.00 43.95 68.20 -24.25 35.72 34.30 10.83 36.90 0.00 101 156 Average	Blank

Mode	6	
	Band Edge - L	
	U-NII-4_5.725-5.85_802.11n HT20_CH177_5885MHz	
ANT	MIMO	
Pol.	Vertical	Fundamental
Peak	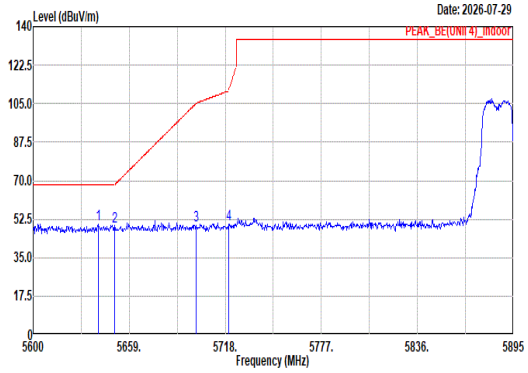 Site : 03CH13-HY Condition: PEAK_BE(UNII 4)_indoor 3m HORN_9120D_1326 VERTICAL : RBW:1000.000kHz VBW:3000.000kHz SWT:Auto Freq Level Limit Line Margin Read Level Ant Factor Cable Loss Preamp Factor Aux Factor APos TPos Remark MHz dBuV/m dBuV/m dB dBuV dB/m dB dB dB cm deg 1 5639.83 50.26 68.20 -17.94 43.57 32.96 10.53 36.80 0.00 200 266 Peak 2 5650.15 49.30 68.31 -19.01 42.56 33.00 10.54 36.80 0.00 200 266 Peak 3 5700.30 49.91 105.28 -55.37 42.72 33.40 10.61 36.82 0.00 200 266 Peak 4 5720.07 50.08 110.95 -60.87 42.76 33.52 10.63 36.83 0.00 200 266 Peak	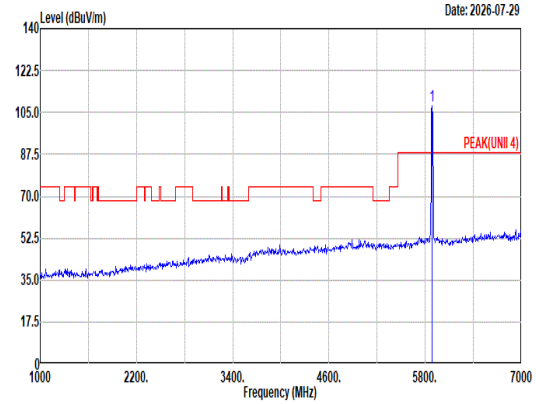 Site : 03CH13-HY Condition: PEAK(UNII 4) 3m HORN_9120D_1326 VERTICAL : RBW:1000.000kHz VBW:3000.000kHz SWT:Auto Freq Level Limit Line Margin Read Level Ant Factor Cable Loss Preamp Factor Aux Factor APos TPos Remark MHz dBuV/m dBuV/m dB dBuV dB/m dB dB dB cm deg 1 5885.00 107.87 88.20 19.67 99.72 34.24 10.80 36.89 0.00 200 266 Peak
Avg	Blank	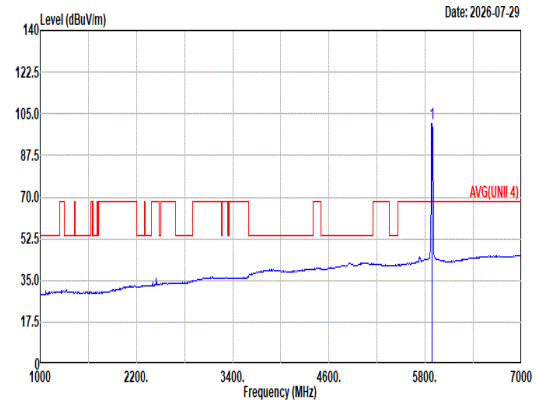 Site : 03CH13-HY Condition: AVG(UNII 4) 3m HORN_9120D_1326 VERTICAL : RBW:1000.000kHz VBW:0.010kHz SWT:Auto Freq Level Limit Line Margin Read Level Ant Factor Cable Loss Preamp Factor Aux Factor APos TPos Remark MHz dBuV/m dBuV/m dB dBuV dB/m dB dB dB cm deg 1 5885.00 100.99 68.20 32.79 92.84 34.24 10.80 36.89 0.00 200 266 Average

Mode	6	
	Band Edge - R	
	U-NII-4_5.725-5.85_802.11n HT20_CH177_5885MHz	
ANT	MIMO	
Pol.	Vertical	Fundamental
Peak	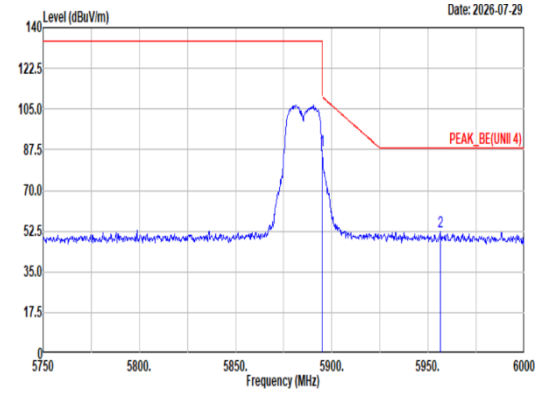 Site : 03CH13-HY Condition: PEAK_BE(UNII 4) 3m HORN_9120D_1326 VERTICAL : RBW:1000.000kHz VBW:3000.000kHz SWT:Auto Detector : PEAK Mode : 90 Setting : 14.5 Limit Read Ant Cable Preamp Aux APos TPos Freq Level Line Margin Level Factor Loss Factor Factor Remark MHz dBuV/m dBuV/m dB dBuV dB/m dB dB dB cm deg 1 5895.00 87.09 110.20 -23.11 78.89 34.28 10.81 36.89 0.00 200 266 Peak 2 5956.25 52.54 88.20 -35.66 44.30 34.29 10.86 36.91 0.00 200 266 Peak	Blank
Avg	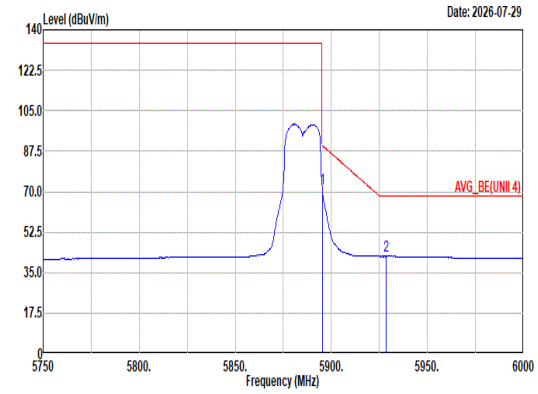 Site : 03CH13-HY Condition: AVG_BE(UNII 4) 3m HORN_9120D_1326 VERTICAL : RBW:1000.000kHz VBW:0.010kHz SWT:Auto Limit Read Ant Cable Preamp Aux APos TPos Freq Level Line Margin Level Factor Loss Factor Factor Remark MHz dBuV/m dBuV/m dB dBuV dB/m dB dB dB cm deg 1 5895.25 71.36 90.02 -18.66 63.16 34.28 10.81 36.89 0.00 200 266 Average 2 5928.50 42.04 68.20 -26.16 33.81 34.30 10.83 36.90 0.00 200 266 Average	Blank

Mode	6	
	Harmonic	
	U-NII-4_5.725-5.85_802.11n HT20_CH177_5885MHz	
ANT	MIMO	
Pol.	Horizontal	Vertical
Peak Avg	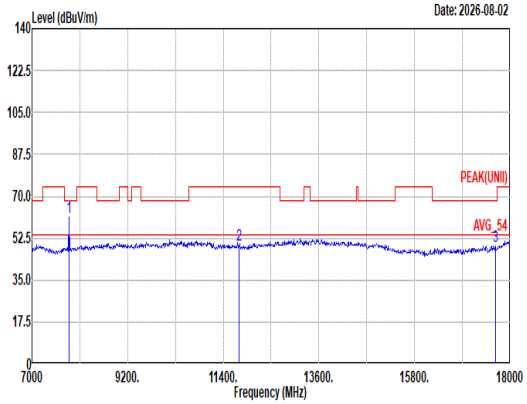 Site : 03CH13-HY Condition: PEAK(UNII) 3m HORN_9120D_1326 HORIZONTAL Freq Level Limit Line Margin Read Level Ant Factor Cable Loss Preamp Factor Aux Factor APos TPos Remark MHz dBuV/m dBuV/m dB dBuV dB/m dB dB dB cm deg 1 7847.00 61.03 68.20 -7.17 47.98 36.69 12.27 36.57 0.66 400 56 Peak 2 11770.00 49.49 74.00 -24.51 37.16 38.14 15.02 41.25 0.42 -- -- Peak 3 17655.00 48.88 68.20 -19.32 37.70 39.35 18.66 47.52 0.69 -- -- Peak	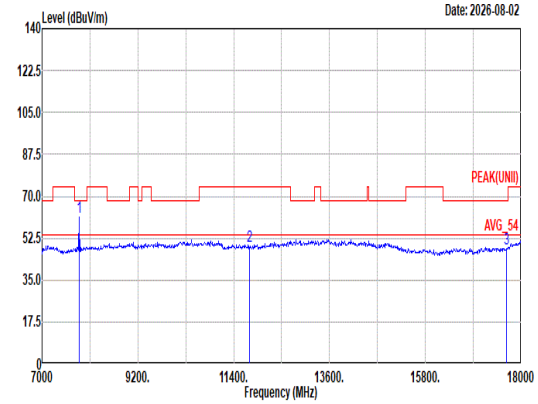 Site : 03CH13-HY Condition: PEAK(UNII) 3m HORN_9120D_1326 VERTICAL Freq Level Limit Line Margin Read Level Ant Factor Cable Loss Preamp Factor Aux Factor APos TPos Remark MHz dBuV/m dBuV/m dB dBuV dB/m dB dB dB cm deg 1 7847.00 61.06 68.20 -7.14 48.01 36.69 12.27 36.57 0.66 200 95 Peak 2 11770.00 49.00 74.00 -25.00 36.67 38.14 15.02 41.25 0.42 -- -- Peak 3 17655.00 48.13 68.20 -20.07 36.95 39.35 18.66 47.52 0.69 -- -- Peak

Mode	6	
	Harmonic	
	U-NII-4_5.725-5.85_802.11n HT20_CH177_5885MHz	
ANT	MIMO	
Pol.	Horizontal	Vertical
14.47G ~14.5G Avg	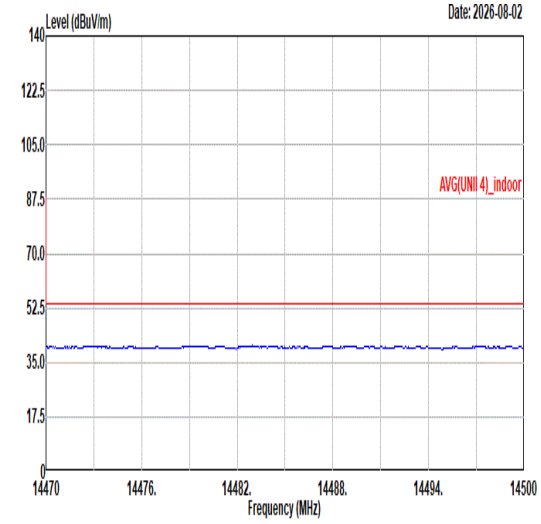 Site : 03CH13-HY Condition: AVG(UNII 4)_indoor 3m HORN_9120D_1326 HORIZONTAL	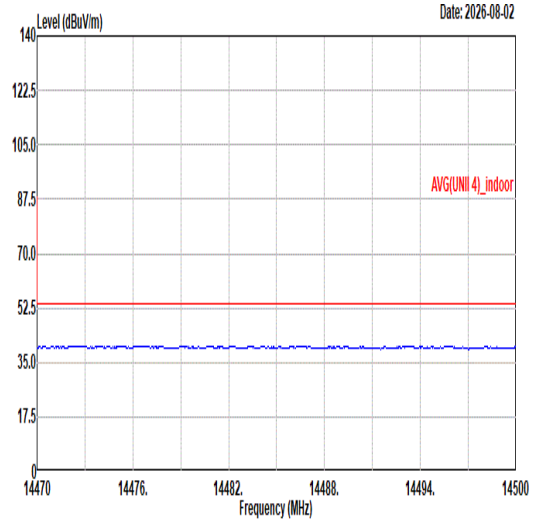 Site : 03CH13-HY Condition: AVG(UNII 4)_indoor 3m HORN_9120D_1326 VERTICAL
17.7G ~18G Avg	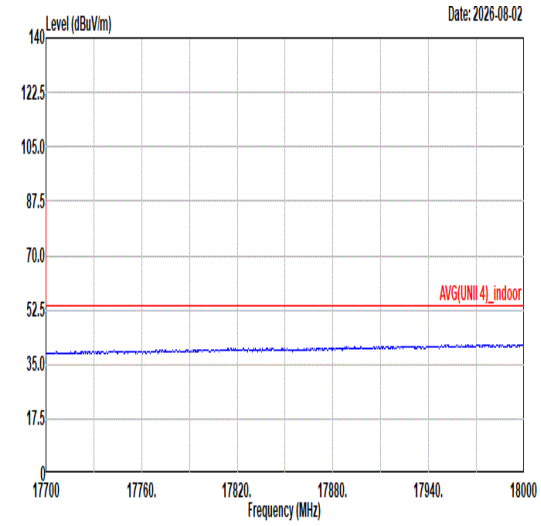 Site : 03CH13-HY Condition: AVG(UNII 4)_indoor 3m HORN_9120D_1326 HORIZONTAL	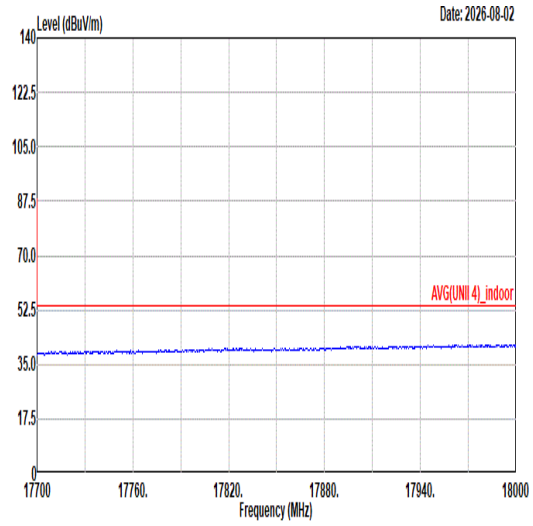 Site : 03CH13-HY Condition: AVG(UNII 4)_indoor 3m HORN_9120D_1326 VERTICAL

Mode	7	
	Band Edge - L	
	U-NII-4_5.725-5.85_802.11n HT40_CH167_5835MHz	
ANT	MIMO	
Pol.	Horizontal	Fundamental
Peak	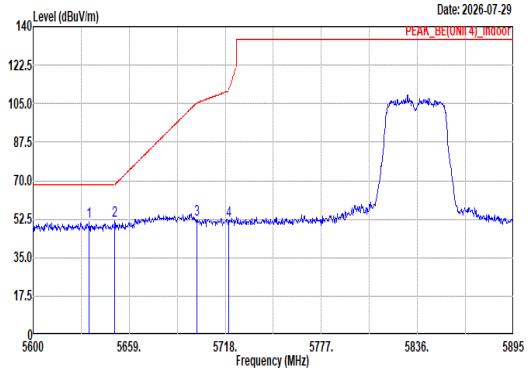 Site : 03CH13-HY Condition: PEAK_BE(UNII 4)_indoor 3m HORN_9120D_1326 HORIZONTAL : RBW:1000.000kHz VBW:3000.000kHz SWT:Auto Freq Level Limit Line Margin Read Level Ant Factor Cable Loss Preamp Factor Aux Factor APos TPos Remark MHz dBuV/m dBuV/m dB dBuV dB/m dB dB dB cm deg 1 5634.52 51.51 68.20 -16.69 44.85 32.94 10.52 36.80 0.00 400 67 Peak 2 5650.15 51.91 68.31 -16.40 45.17 33.00 10.54 36.80 0.00 400 67 Peak 3 5700.60 52.35 105.37 -53.02 45.16 33.40 10.61 36.82 0.00 400 67 Peak 4 5720.07 51.70 110.95 -59.25 44.38 33.52 10.63 36.83 0.00 400 67 Peak	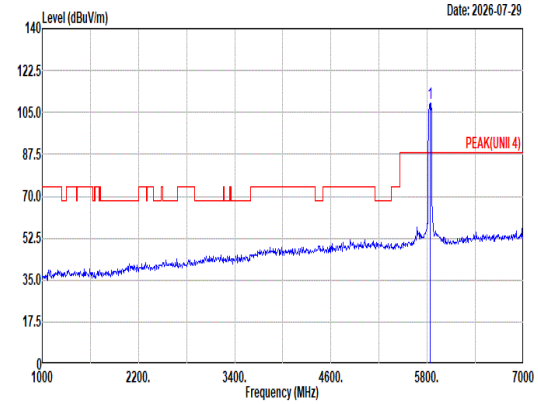 Site : 03CH13-HY Condition: PEAK(UNII 4) 3m HORN_9120D_1326 HORIZONTAL : RBW:1000.000kHz VBW:3000.000kHz SWT:Auto Freq Level Limit Line Margin Read Level Ant Factor Cable Loss Preamp Factor Aux Factor APos TPos Remark MHz dBuV/m dBuV/m dB dBuV dB/m dB dB dB cm deg 1 5835.00 108.95 88.20 20.75 100.99 34.07 10.76 36.87 0.00 400 67 Peak
Avg	Blank	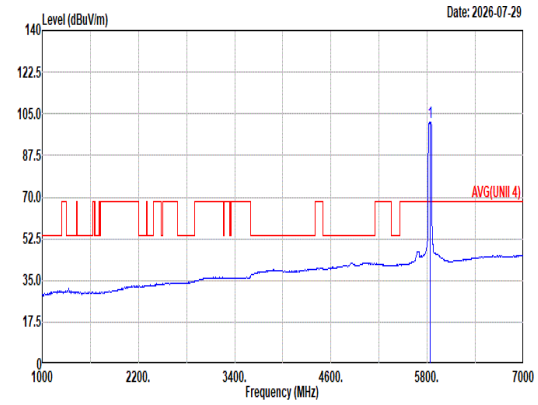 Site : 03CH13-HY Condition: AVG(UNII 4) 3m HORN_9120D_1326 HORIZONTAL : RBW:1000.000kHz VBW:0.010kHz SWT:Auto Freq Level Limit Line Margin Read Level Ant Factor Cable Loss Preamp Factor Aux Factor APos TPos Remark MHz dBuV/m dBuV/m dB dBuV dB/m dB dB dB cm deg 1 5835.00 101.65 68.20 33.45 93.69 34.07 10.76 36.87 0.00 400 67 Average

Mode	7	
	Band Edge - R	
	U-NII-4_5.725-5.85_802.11n HT40_CH167_5835MHz	
ANT	MIMO	
Pol.	Horizontal	Fundamental
Peak	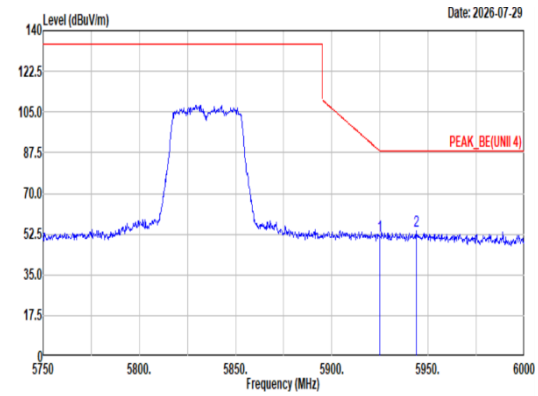 Site : 03CH13-HY Condition: PEAK_BE(UNII 4) 3m HORN_9120D_1326 HORIZONTAL : RBW:1000.000kHz VBW:3000.000kHz SWT:Auto Detector : PEAK Mode : 91 Setting : 17 Limit Read Ant Cable Preamp Aux APos TPos Freq Level Line Margin Level Factor Loss Factor Factor Remark MHz dBuV/m dBuV/m dB dBuV dB/m dB dB dB cm deg 1 5925.00 51.89 88.20 -36.31 43.66 34.30 10.83 36.90 0.00 400 67 Peak 2 5943.75 53.84 88.20 -34.36 45.60 34.30 10.85 36.91 0.00 400 67 Peak	Blank
Avg	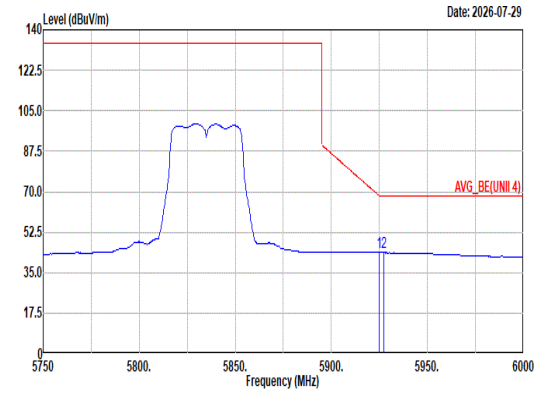 Site : 03CH13-HY Condition: AVG_BE(UNII 4) 3m HORN_9120D_1326 HORIZONTAL : RBW:1000.000kHz VBW:0.010kHz SWT:Auto Limit Read Ant Cable Preamp Aux APos TPos Freq Level Line Margin Level Factor Loss Factor Factor Remark MHz dBuV/m dBuV/m dB dBuV dB/m dB dB dB cm deg 1 5925.00 43.63 68.20 -24.57 35.40 34.30 10.83 36.90 0.00 400 67 Average 2 5927.25 43.68 68.20 -24.52 35.45 34.30 10.83 36.90 0.00 400 67 Average	Blank

Mode	7	
	Band Edge - L	
	U-NII-4_5.725-5.85_802.11n HT40_CH167_5835MHz	
ANT	MIMO	
Pol.	Vertical	Fundamental
Peak	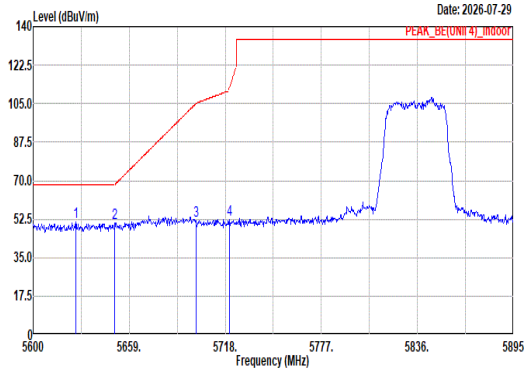 Site : 03CH13-HY Condition: PEAK_BE(UNII 4)_indoor 3m HORN_9120D_1326 VERTICAL : RBW:1000.000kHz VBW:3000.000kHz SWT:Auto 1 5626.26 50.99 68.20 -17.21 44.37 32.91 10.51 36.80 0.00 300 114 Peak 2 5650.15 50.80 68.31 -17.51 44.06 33.00 10.54 36.80 0.00 300 114 Peak 3 5700.01 51.67 105.20 -53.53 44.48 33.40 10.61 36.82 0.00 300 114 Peak 4 5720.36 52.08 111.62 -59.54 44.76 33.52 10.63 36.83 0.00 300 114 Peak	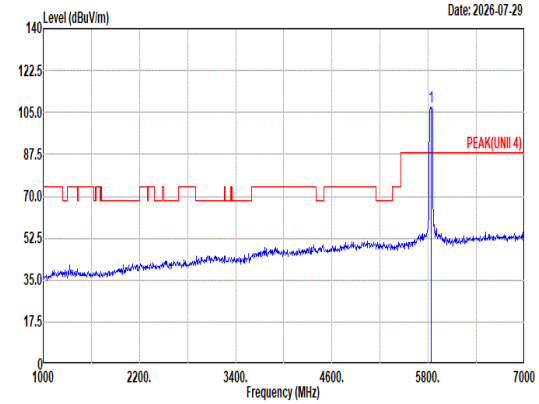 Site : 03CH13-HY Condition: PEAK(UNII 4) 3m HORN_9120D_1326 VERTICAL : RBW:1000.000kHz VBW:3000.000kHz SWT:Auto 1 5835.00 107.26 88.20 19.06 99.30 34.07 10.76 36.87 0.00 300 114 Peak
Avg	Blank	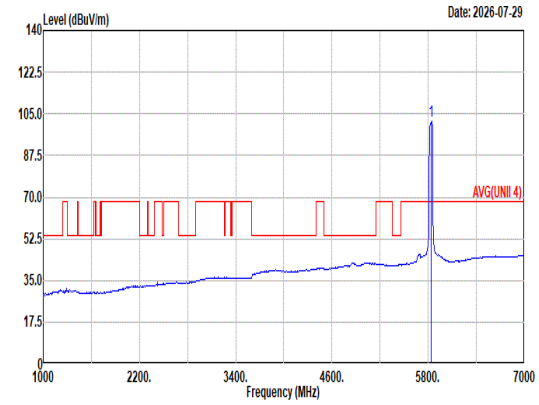 Site : 03CH13-HY Condition: AVG(UNII 4) 3m HORN_9120D_1326 VERTICAL : RBW:1000.000kHz VBW:0.010kHz SWT:Auto 1 5835.00 101.71 68.20 33.51 93.75 34.07 10.76 36.87 0.00 300 114 Average

Mode	7	
	Band Edge - R	
	U-NII-4_5.725-5.85_802.11n HT40_CH167_5835MHz	
ANT	MIMO	
Pol.	Vertical	Fundamental
Peak	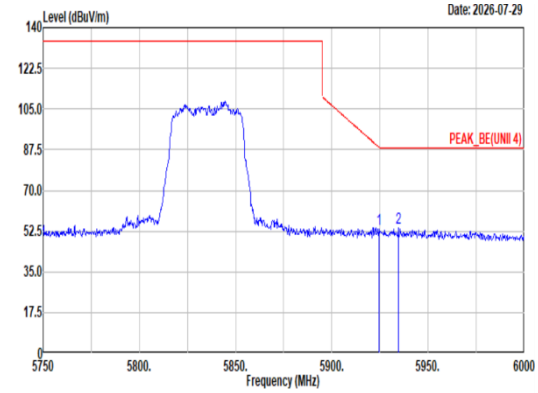 Site : 03CH13-HY Condition: PEAK_BE(UNII 4) 3m HORN_9120D_1326 VERTICAL : RBW:1000.000kHz VBW:3000.000kHz SWT:Auto Detector : PEAK Mode : 91 Setting : 17 Limit Read Ant Cable Preamp Aux APos TPos Freq Level Line Margin Level Factor Loss Factor Factor Remark MHz dBuV/m dBuV/m dB dBuV dB/m dB dB dB cm deg 1 5924.50 53.48 88.57 -35.09 45.25 34.30 10.83 36.90 0.00 300 114 Peak 2 5934.50 53.85 88.20 -34.35 45.62 34.30 10.84 36.91 0.00 300 114 Peak	Blank
Avg	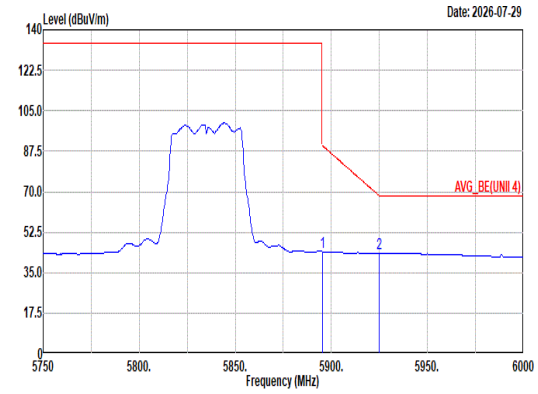 Site : 03CH13-HY Condition: AVG_BE(UNII 4) 3m HORN_9120D_1326 VERTICAL : RBW:1000.000kHz VBW:0.010kHz SWT:Auto Limit Read Ant Cable Preamp Aux APos TPos Freq Level Line Margin Level Factor Loss Factor Factor Remark MHz dBuV/m dBuV/m dB dBuV dB/m dB dB dB cm deg 1 5895.50 44.05 89.83 -45.78 35.85 34.28 10.81 36.89 0.00 300 114 Average 2 5925.00 43.51 68.20 -24.69 35.28 34.30 10.83 36.90 0.00 300 114 Average	Blank

Mode	8	
	Band Edge - L	
	U-NII-4_5.725-5.85_802.11n HT40_CH175_5875MHz	
ANT	MIMO	
Pol.	Horizontal	Fundamental
Peak	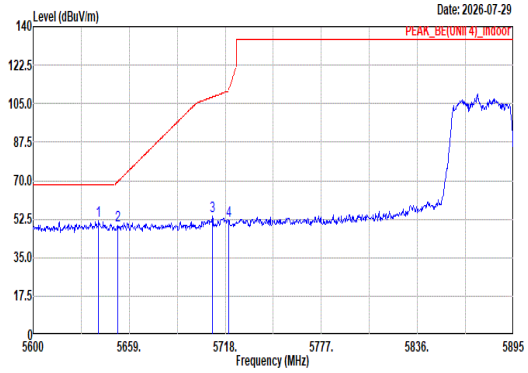 Site : 03CH13-HY Condition: PEAK_BE(UNII 4)_indoor 3m HORN_9120D_1326 HORIZONTAL : RBW:1000.000kHz VBW:3000.000kHz SWT:Auto Freq Level Limit Line Margin Read Level Ant Factor Cable Loss Preamp Factor Aux Factor APos TPos Remark 1 5640.12 51.95 68.20 -16.25 45.26 32.96 10.53 36.80 0.00 100 191 Peak 2 5651.92 49.62 69.63 -20.01 42.86 33.02 10.54 36.80 0.00 100 191 Peak 3 5710.04 54.01 108.01 -54.00 46.76 33.46 10.62 36.83 0.00 100 191 Peak 4 5720.07 51.83 110.95 -59.12 44.51 33.52 10.63 36.83 0.00 100 191 Peak	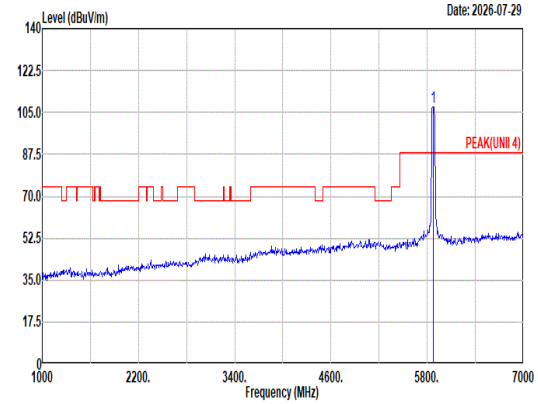 Site : 03CH13-HY Condition: PEAK(UNII 4) 3m HORN_9120D_1326 HORIZONTAL : RBW:1000.000kHz VBW:3000.000kHz SWT:Auto Freq Level Limit Line Margin Read Level Ant Factor Cable Loss Preamp Factor Aux Factor APos TPos Remark 1 5875.00 107.45 88.20 19.25 99.35 34.20 10.79 36.89 0.00 100 191 Peak
Avg	Blank	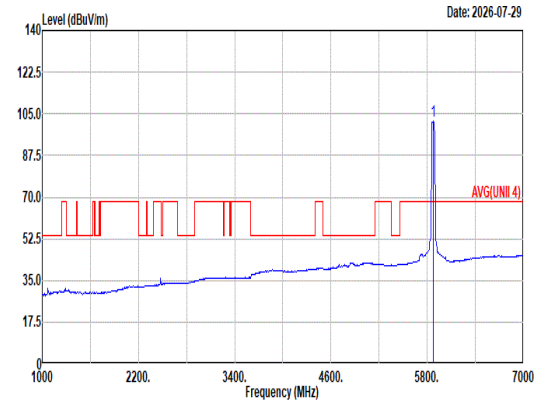 Site : 03CH13-HY Condition: AVG(UNII 4) 3m HORN_9120D_1326 HORIZONTAL : RBW:1000.000kHz VBW:0.010kHz SWT:Auto Freq Level Limit Line Margin Read Level Ant Factor Cable Loss Preamp Factor Aux Factor APos TPos Remark 1 5875.00 101.98 68.20 33.78 93.88 34.20 10.79 36.89 0.00 100 191 Average

Mode	8	
	Band Edge - R	
	U-NII-4_5.725-5.85_802.11n HT40_CH175_5875MHz	
ANT	MIMO	
Pol.	Horizontal	Fundamental
Peak	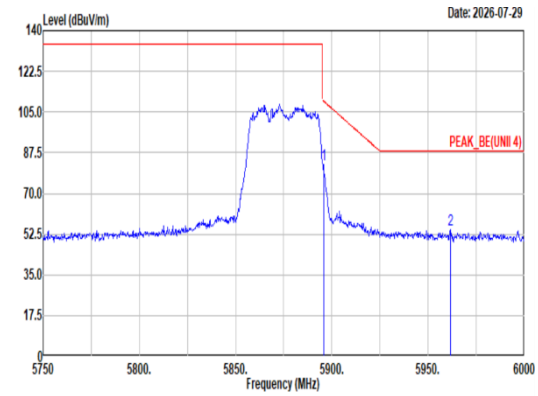 Site : 03CH13-HY Condition: PEAK_BE(UNII 4) 3m HORN_9120D_1326 HORIZONTAL : RBW:1000.000kHz VBW:3000.000kHz SWT:Auto Detector : PEAK Mode : 92 Setting : 17 Freq Level Limit Line Margin dB Read Level dBuV Ant Factor dB/m Cable Loss dB Preamp Factor dB Aux Factor dB APos cm TPos deg Remark MHz dBuV/m dBuV/m 1 5895.75 82.32 109.65 -27.33 74.12 34.28 10.81 36.89 0.00 100 191 Peak 2 5961.50 54.31 88.20 -33.89 46.09 34.28 10.86 36.92 0.00 100 191 Peak	Blank
Avg	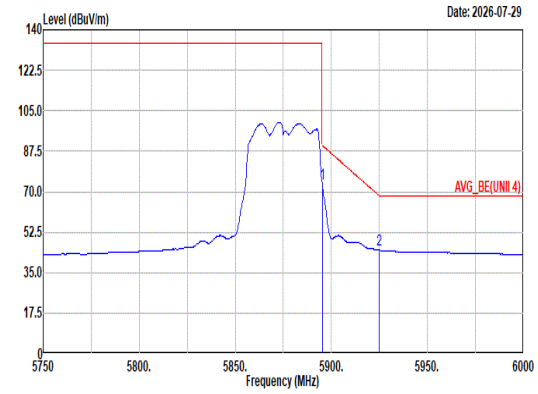 Site : 03CH13-HY Condition: AVG_BE(UNII 4) 3m HORN_9120D_1326 HORIZONTAL : RBW:1000.000kHz VBW:0.010kHz SWT:Auto Freq Level Limit Line Margin dB Read Level dBuV Ant Factor dB/m Cable Loss dB Preamp Factor dB Aux Factor dB APos cm TPos deg Remark MHz dBuV/m dBuV/m 1 5895.25 73.30 90.02 -16.72 65.10 34.28 10.81 36.89 0.00 100 191 Average 2 5925.00 44.70 68.20 -23.50 36.47 34.30 10.83 36.90 0.00 100 191 Average	Blank

Mode	8	
	Band Edge - L	
	U-NII-4_5.725-5.85_802.11n HT40_CH175_5875MHz	
ANT	MIMO	
Pol.	Vertical	Fundamental
Peak	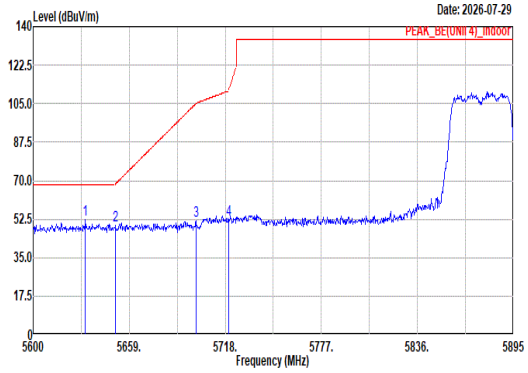 Site : 03CH13-HY Condition: PEAK_BE(UNII 4)_indoor 3m HORN_9120D_1326 VERTICAL : RBW:1000.000kHz VBW:3000.000kHz SWT:Auto Freq Level Limit Line Margin Read Level Ant Factor Cable Loss Preamp Factor Aux Factor APos TPos Remark MHz dBuV/m dBuV/m dB dBuV dB/m dB dB dB cm deg 1 5632.16 52.15 68.20 -16.05 45.50 32.93 10.52 36.80 0.00 101 76 Peak 2 5650.74 49.42 68.75 -19.33 42.67 33.01 10.54 36.80 0.00 101 76 Peak 3 5700.01 51.56 105.20 -53.64 44.37 33.40 10.61 36.82 0.00 101 76 Peak 4 5720.07 52.16 110.95 -58.79 44.84 33.52 10.63 36.83 0.00 101 76 Peak	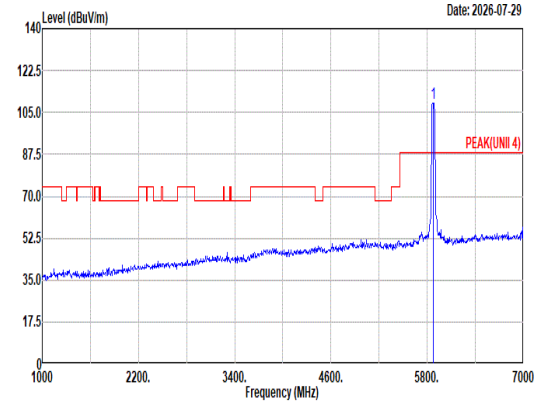 Site : 03CH13-HY Condition: PEAK(UNII 4) 3m HORN_9120D_1326 VERTICAL : RBW:1000.000kHz VBW:3000.000kHz SWT:Auto Freq Level Limit Line Margin Read Level Ant Factor Cable Loss Preamp Factor Aux Factor APos TPos Remark MHz dBuV/m dBuV/m dB dBuV dB/m dB dB dB cm deg 1 5875.00 108.99 88.20 20.79 100.89 34.20 10.79 36.89 0.00 101 76 Peak
Avg	Blank	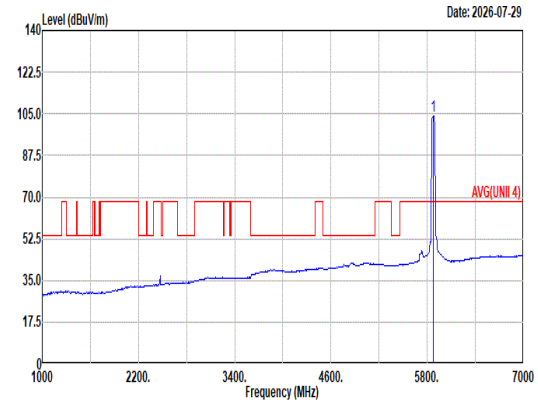 Site : 03CH13-HY Condition: AVG(UNII 4) 3m HORN_9120D_1326 VERTICAL : RBW:1000.000kHz VBW:0.010kHz SWT:Auto Freq Level Limit Line Margin Read Level Ant Factor Cable Loss Preamp Factor Aux Factor APos TPos Remark MHz dBuV/m dBuV/m dB dBuV dB/m dB dB dB cm deg 1 5875.00 104.04 68.20 35.84 95.94 34.20 10.79 36.89 0.00 101 76 Average

Mode	8	
	Band Edge - R	
	U-NII-4_5.725-5.85_802.11n HT40_CH175_5875MHz	
ANT	MIMO	
Pol.	Vertical	Fundamental
Peak	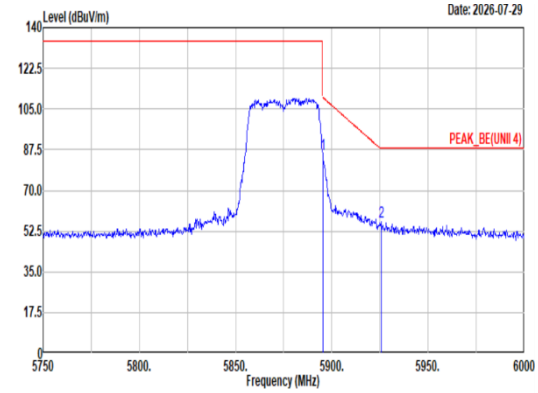 Site : 03CH13-HY Condition: PEAK_BE(UNII 4) 3m HORN_9120D_1326 VERTICAL : RBW:1000.000kHz VBW:3000.000kHz SWT:Auto Detector : PEAK Mode : 92 Setting : 17 Limit Read Ant Cable Preamp Aux APos TPos Freq Level Line Margin Level Factor Loss Factor Factor Remark MHz dBuV/m dBuV/m dB dBuV dB/m dB dB dB cm deg 1 5895.25 85.54 110.02 -24.48 77.34 34.28 10.81 36.89 0.00 101 76 Peak 2 5925.75 56.49 88.20 -31.71 48.26 34.30 10.83 36.90 0.00 101 76 Peak	Blank
Avg	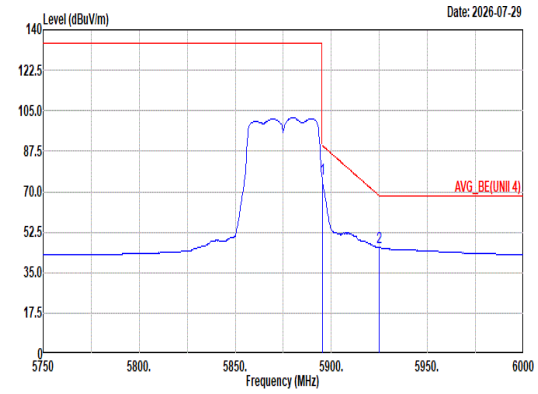 Site : 03CH13-HY Condition: AVG_BE(UNII 4) 3m HORN_9120D_1326 VERTICAL : RBW:1000.000kHz VBW:0.010kHz SWT:Auto Limit Read Ant Cable Preamp Aux APos TPos Freq Level Line Margin Level Factor Loss Factor Factor Remark MHz dBuV/m dBuV/m dB dBuV dB/m dB dB dB cm deg 1 5895.25 75.74 90.02 -14.28 67.54 34.28 10.81 36.89 0.00 101 76 Average 2 5925.00 45.79 68.20 -22.41 37.56 34.30 10.83 36.90 0.00 101 76 Average	Blank

Mode	9	
	Band Edge - L	
	U-NII-4_5.725-5.85_802.11ac VHT80_CH171_5855MHz	
ANT	MIMO	
Pol.	Horizontal	Fundamental
Peak	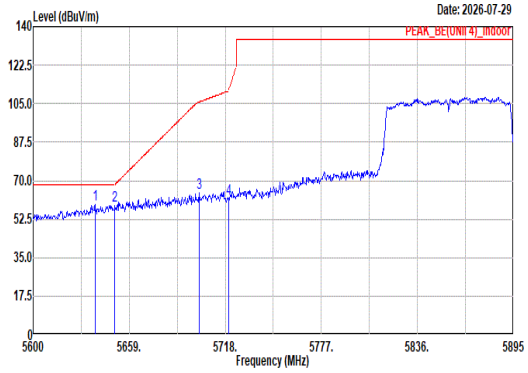 Site : 03CH13-HY Condition: PEAK_BE(UNII 4)_indoor 3m HORN_9120D_1326 HORIZONTAL : RBW:1000.000kHz VBW:3000.000kHz SWT:Auto Freq Level Limit Line Margin Read Level Ant Factor Cable Loss Preamp Factor Aux Factor APos TPos Remark MHz dBuV/m dBuV/m dB dBuV dB/m dB dB dB cm deg 1 5638.06 59.00 68.20 -9.20 52.32 32.95 10.53 36.80 0.00 400 60 Peak 2 5650.15 58.77 68.31 -9.54 52.03 33.00 10.54 36.80 0.00 400 60 Peak 3 5701.78 64.43 105.70 -41.27 57.23 33.41 10.61 36.82 0.00 400 60 Peak 4 5720.07 61.98 110.95 -48.97 54.66 33.52 10.63 36.83 0.00 400 60 Peak	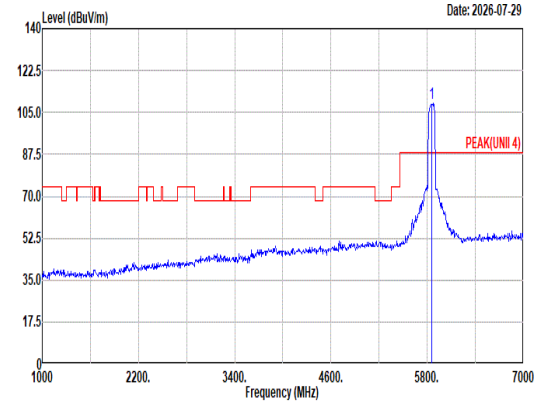 Site : 03CH13-HY Condition: PEAK(UNII 4) 3m HORN_9120D_1326 HORIZONTAL : RBW:1000.000kHz VBW:3000.000kHz SWT:Auto Freq Level Limit Line Margin Read Level Ant Factor Cable Loss Preamp Factor Aux Factor APos TPos Remark MHz dBuV/m dBuV/m dB dBuV dB/m dB dB dB cm deg 1 5855.00 108.88 88.20 20.68 100.87 34.12 10.77 36.88 0.00 400 60 Peak
Avg	Blank	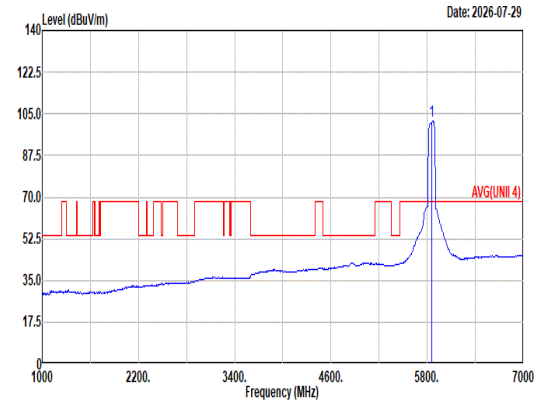 Site : 03CH13-HY Condition: AVG(UNII 4) 3m HORN_9120D_1326 HORIZONTAL : RBW:1000.000kHz VBW:0.010kHz SWT:Auto Freq Level Limit Line Margin Read Level Ant Factor Cable Loss Preamp Factor Aux Factor APos TPos Remark MHz dBuV/m dBuV/m dB dBuV dB/m dB dB dB cm deg 1 5855.00 102.03 68.20 33.83 94.02 34.12 10.77 36.88 0.00 400 60 Average

Mode	9	
	Band Edge - R	
	U-NII-4_5.725-5.85_802.11ac VHT80_CH171_5855MHz	
ANT	MIMO	
Pol.	Horizontal	Fundamental
Peak	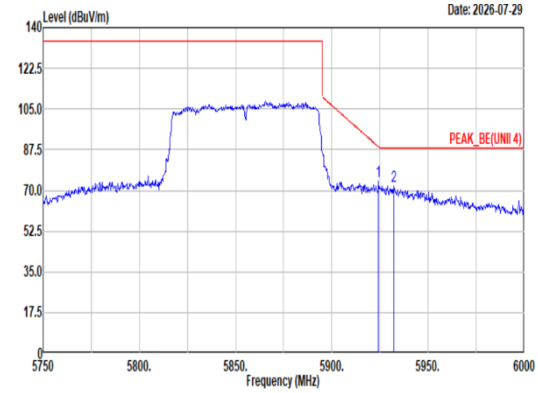 Site : 03CH13-HY Condition: PEAK_BE(UNII 4) 3m HORN_9120D_1326 HORIZONTAL : RBW:1000.000kHz VBW:3000.000kHz SWT:Auto Detector : PEAK Mode : 93 Setting : 19 Limit Read Ant Cable Preamp Aux APos TPos Freq Level Line Margin Level Factor Loss Factor Factor Remark MHz dBuV/m dBuV/m dB dBuV dB/m dB dB dB cm deg 1 5924.25 73.78 88.75 -14.97 65.55 34.30 10.83 36.90 0.00 400 60 Peak 2 5932.00 72.00 88.20 -16.20 63.77 34.30 10.84 36.91 0.00 400 60 Peak	Blank
Avg	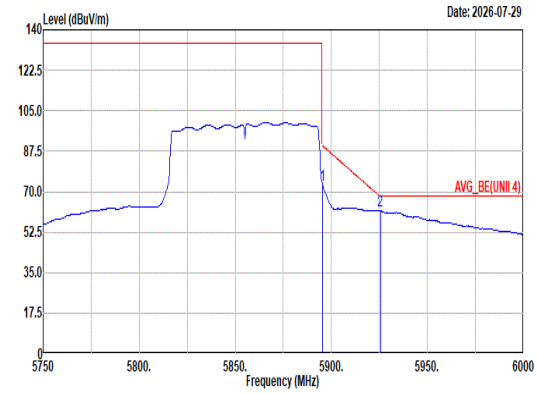 Site : 03CH13-HY Condition: AVG_BE(UNII 4) 3m HORN_9120D_1326 HORIZONTAL : RBW:1000.000kHz VBW:0.010kHz SWT:Auto Limit Read Ant Cable Preamp Aux APos TPos Freq Level Line Margin Level Factor Loss Factor Factor Remark MHz dBuV/m dBuV/m dB dBuV dB/m dB dB dB cm deg 1 5895.50 73.17 89.83 -16.66 64.97 34.28 10.81 36.89 0.00 400 60 Average 2 5925.50 61.84 68.20 -6.36 53.61 34.30 10.83 36.90 0.00 400 60 Average	Blank

Mode	9	
	Band Edge - L	
	U-NII-4_5.725-5.85_802.11ac VHT80_CH171_5855MHz	
ANT	MIMO	
Pol.	Vertical	Fundamental
Peak	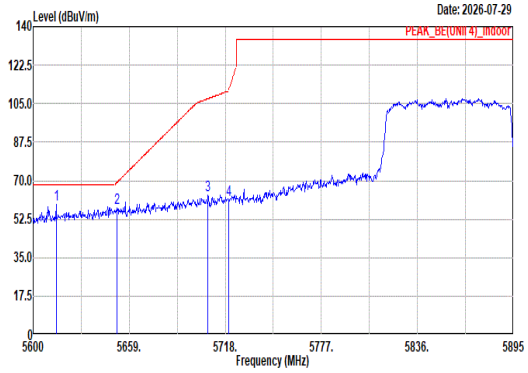 Site : 03CH13-HY Condition: PEAK_BE(UNII 4)_indoor 3m HORN_9120D_1326 VERTICAL : RBW:1000.000kHz VBW:3000.000kHz SWT:Auto Freq Level Limit Line Margin Read Level Ant Factor Cable Loss Preamp Factor Aux Factor APos TPos Remark MHz dBuV/m dBuV/m dB dBuV dB/m dB dB dB cm deg 1 5614.16 59.10 68.20 -9.10 52.53 32.86 10.50 36.79 0.00 100 83 Peak 2 5651.33 57.71 69.19 -11.48 50.96 33.01 10.54 36.80 0.00 100 83 Peak 3 5707.38 63.33 107.27 -43.94 56.10 33.44 10.61 36.82 0.00 100 83 Peak 4 5720.07 61.44 110.95 -49.51 54.12 33.52 10.63 36.83 0.00 100 83 Peak	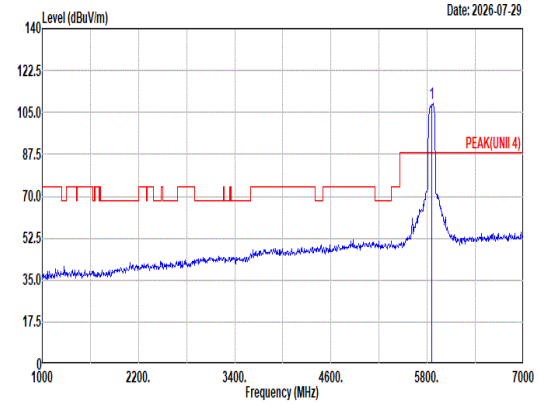 Site : 03CH13-HY Condition: PEAK(UNII 4) 3m HORN_9120D_1326 VERTICAL : RBW:1000.000kHz VBW:3000.000kHz SWT:Auto Freq Level Limit Line Margin Read Level Ant Factor Cable Loss Preamp Factor Aux Factor APos TPos Remark MHz dBuV/m dBuV/m dB dBuV dB/m dB dB dB cm deg 1 5855.00 108.75 88.20 20.55 100.74 34.12 10.77 36.88 0.00 100 83 Peak
Avg	Blank	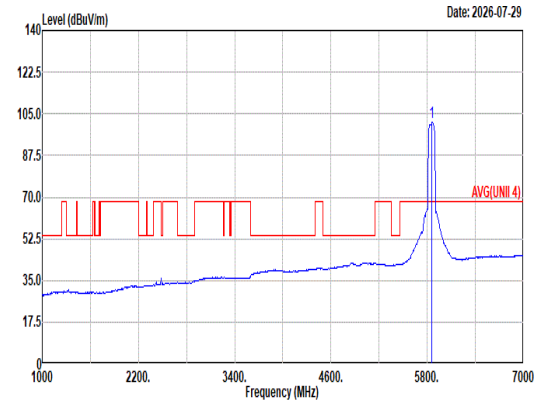 Site : 03CH13-HY Condition: AVG(UNII 4) 3m HORN_9120D_1326 VERTICAL : RBW:1000.000kHz VBW:0.010kHz SWT:Auto Freq Level Limit Line Margin Read Level Ant Factor Cable Loss Preamp Factor Aux Factor APos TPos Remark MHz dBuV/m dBuV/m dB dBuV dB/m dB dB dB cm deg 1 5855.00 101.37 68.20 33.17 93.36 34.12 10.77 36.88 0.00 100 83 Average

Mode	9	
	Band Edge - R	
	U-NII-4_5.725-5.85_802.11ac VHT80_CH171_5855MHz	
ANT	MIMO	
Pol.	Vertical	Fundamental
Peak	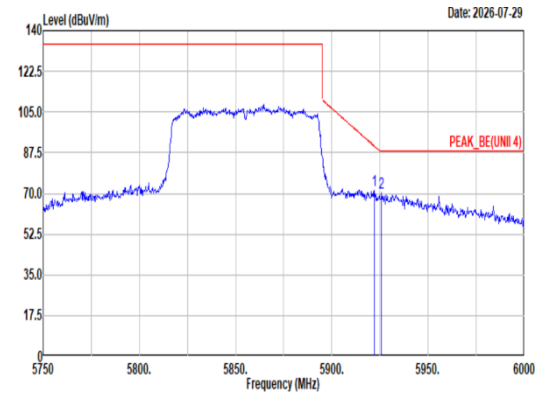 Site : 03CH13-HY Condition: PEAK_BE(UNII 4) 3m HORN_9120D_1326 VERTICAL : RBW:1000.000kHz VBW:3000.000kHz SWT:Auto Detector : PEAK Mode : 93 Setting : 19 Freq Level Limit Line Margin dB Read Level dBuV Ant Factor dB/m Cable Loss dB Preamp Factor dB Aux Factor dB APos cm TPos deg Remark MHz dBuV/m dBuV/m 1 5922.00 71.56 90.39 -18.83 63.33 34.30 10.83 36.90 0.00 100 83 Peak 2 5925.75 70.37 88.20 -17.83 62.14 34.30 10.83 36.90 0.00 100 83 Peak	Blank
Avg	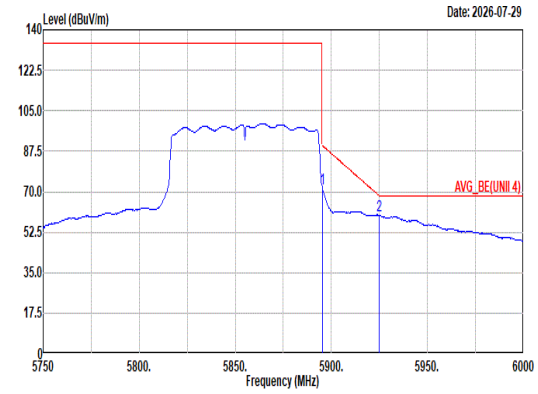 Site : 03CH13-HY Condition: AVG_BE(UNII 4) 3m HORN_9120D_1326 VERTICAL : RBW:1000.000kHz VBW:0.010kHz SWT:Auto Freq Level Limit Line Margin dB Read Level dBuV Ant Factor dB/m Cable Loss dB Preamp Factor dB Aux Factor dB APos cm TPos deg Remark MHz dBuV/m dBuV/m 1 5895.50 71.38 89.83 -18.45 63.18 34.28 10.81 36.89 0.00 100 83 Average 2 5925.00 59.70 68.20 -8.50 51.47 34.30 10.83 36.90 0.00 100 83 Average	Blank

Mode	10	
	Band Edge - L	
	U-NII-4_5.725-5.85_802.11ac VHT160_CH163_5815MHz	
ANT	MIMO	
Pol.	Horizontal	Fundamental
Peak	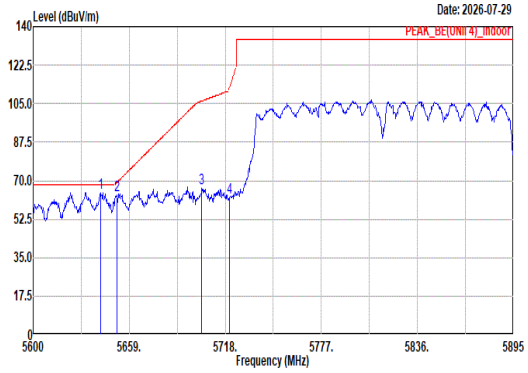 Site : 03CH13-HY Condition: PEAK_BE(UNII 4)_indoor 3m HORN_9120D_1326 HORIZONTAL : RBW:1000.000kHz VBW:3000.000kHz SWT:Auto Freq Level Limit Line Margin Read Level Ant Factor Cable Loss Preamp Factor Aux Factor APos TPos Remark MHz dBuV/m dBuV/m dB dBuV dB/m dB dB dB cm deg 1 5641.30 64.61 68.20 -3.59 57.91 32.97 10.53 36.80 0.00 100 159 Peak 2 5651.33 63.48 69.19 -5.71 56.73 33.01 10.54 36.80 0.00 100 159 Peak 3 5703.55 66.40 106.19 -39.79 59.19 33.42 10.61 36.82 0.00 100 159 Peak 4 5720.36 62.37 111.62 -49.25 55.05 33.52 10.63 36.83 0.00 100 159 Peak	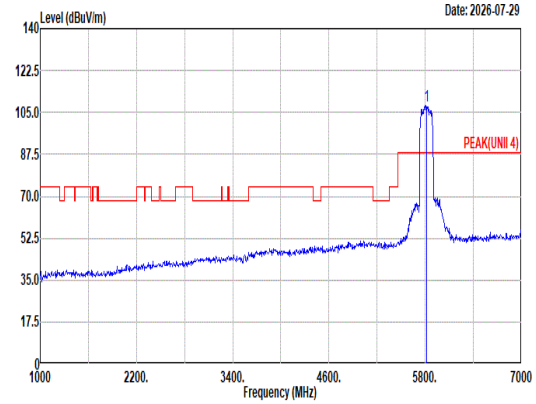 Site : 03CH13-HY Condition: PEAK(UNII 4) 3m HORN_9120D_1326 HORIZONTAL : RBW:1000.000kHz VBW:3000.000kHz SWT:Auto Freq Level Limit Line Margin Read Level Ant Factor Cable Loss Preamp Factor Aux Factor APos TPos Remark MHz dBuV/m dBuV/m dB dBuV dB/m dB dB dB cm deg 1 5815.00 107.74 88.20 19.54 99.83 34.03 10.74 36.86 0.00 100 159 Peak
Avg	Blank	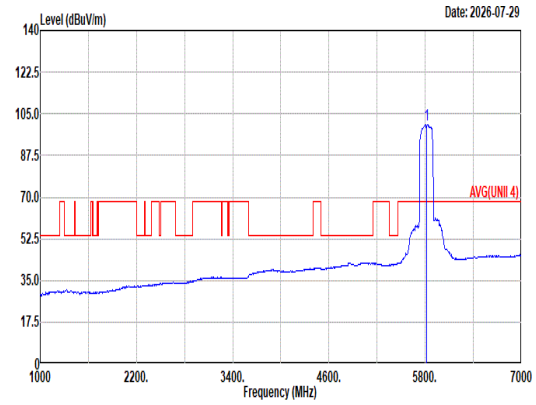 Site : 03CH13-HY Condition: AVG(UNII 4) 3m HORN_9120D_1326 HORIZONTAL : RBW:1000.000kHz VBW:0.010kHz SWT:Auto Freq Level Limit Line Margin Read Level Ant Factor Cable Loss Preamp Factor Aux Factor APos TPos Remark MHz dBuV/m dBuV/m dB dBuV dB/m dB dB dB cm deg 1 5815.00 100.39 68.20 32.19 92.48 34.03 10.74 36.86 0.00 100 159 Average

Mode	10	
	Band Edge - R	
	U-NII-4_5.725-5.85_802.11ac VHT160_CH163_5815MHz	
ANT	MIMO	
Pol.	Horizontal	Fundamental
Peak	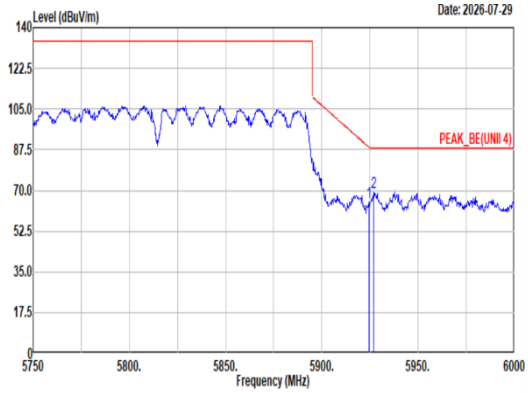 Site : 03CH13-HY Condition: PEAK_BE(UNII 4) 3m HORN_9120D_1326 HORIZONTAL : RBW:1000.000kHz VBW:3000.000kHz SWT:Auto Detector : PEAK Mode : 94 Setting : 18.5 Limit Read Ant Cable Preamp Aux APos TPos Freq Level Line Margin Level Factor Loss Factor Factor Remark MHz dBuV/m dBuV/m dB dBuV dB/m dB dB dB cm deg 1 5924.50 65.09 88.57 -23.48 56.86 34.30 10.83 36.90 0.00 100 159 Peak 2 5927.00 69.26 88.20 -18.94 61.03 34.30 10.83 36.90 0.00 100 159 Peak	Blank
Avg	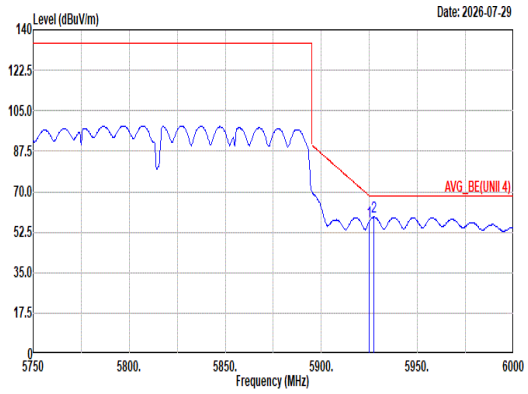 Site : 03CH13-HY Condition: AVG_BE(UNII 4) 3m HORN_9120D_1326 HORIZONTAL : RBW:1000.000kHz VBW:0.010kHz SWT:Auto Limit Read Ant Cable Preamp Aux APos TPos Freq Level Line Margin Level Factor Loss Factor Factor Remark MHz dBuV/m dBuV/m dB dBuV dB/m dB dB dB cm deg 1 5925.00 57.23 68.20 -10.97 49.00 34.30 10.83 36.90 0.00 100 159 Average 2 5927.25 58.99 68.20 -9.21 50.76 34.30 10.83 36.90 0.00 100 159 Average	Blank

Mode	10	
	Band Edge - L	
	U-NII-4_5.725-5.85_802.11ac VHT160_CH163_5815MHz	
ANT	MIMO	
Pol.	Vertical	Fundamental
Peak	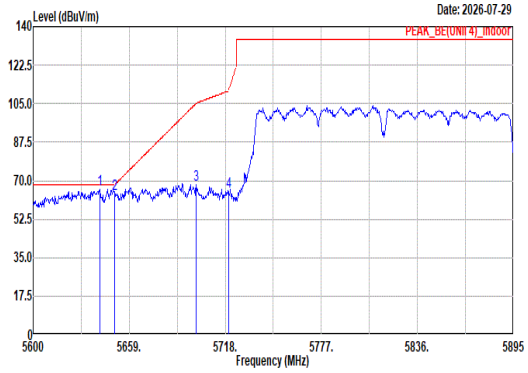 Site : 03CH13-HY Condition: PEAK_BE(UNII 4)_indoor 3m HORN_9120D_1326 VERTICAL : RBW:1000.000kHz VBW:3000.000kHz SWT:Auto Freq Level Limit Line Margin Read Level Ant Factor Cable Loss Preamp Factor Aux Factor APos TPos Remark MHz dBuV/m dBuV/m dB dBuV dB/m dB dB dB cm deg 1 5641.01 65.87 68.20 -2.33 59.18 32.96 10.53 36.80 0.00 335 63 Peak 2 5650.15 64.16 68.31 -4.15 57.42 33.00 10.54 36.80 0.00 335 63 Peak 3 5700.30 68.32 105.28 -36.96 61.13 33.40 10.61 36.82 0.00 335 63 Peak 4 5720.07 65.01 110.95 -45.94 57.69 33.52 10.63 36.83 0.00 335 63 Peak	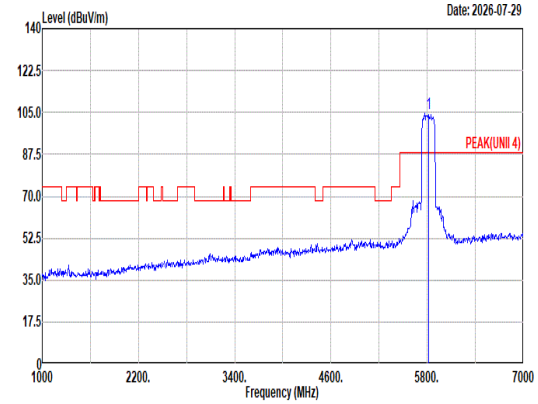 Site : 03CH13-HY Condition: PEAK(UNII 4) 3m HORN_9120D_1326 VERTICAL : RBW:1000.000kHz VBW:3000.000kHz SWT:Auto Freq Level Limit Line Margin Read Level Ant Factor Cable Loss Preamp Factor Aux Factor APos TPos Remark MHz dBuV/m dBuV/m dB dBuV dB/m dB dB dB cm deg 1 5815.00 104.64 88.20 16.44 96.73 34.03 10.74 36.86 0.00 335 63 Peak
Avg	Blank	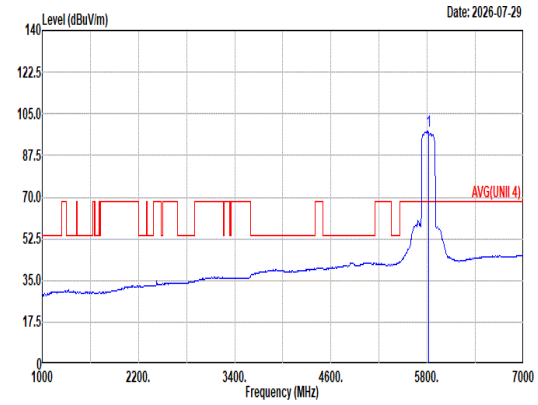 Site : 03CH13-HY Condition: AVG(UNII 4) 3m HORN_9120D_1326 VERTICAL : RBW:1000.000kHz VBW:0.010kHz SWT:Auto Freq Level Limit Line Margin Read Level Ant Factor Cable Loss Preamp Factor Aux Factor APos TPos Remark MHz dBuV/m dBuV/m dB dBuV dB/m dB dB dB cm deg 1 5815.00 97.68 68.20 29.48 89.77 34.03 10.74 36.86 0.00 335 63 Average

Mode	10	
	Band Edge - R	
	U-NII-4_5.725-5.85_802.11ac VHT160_CH163_5815MHz	
ANT	MIMO	
Pol.	Vertical	Fundamental
Peak	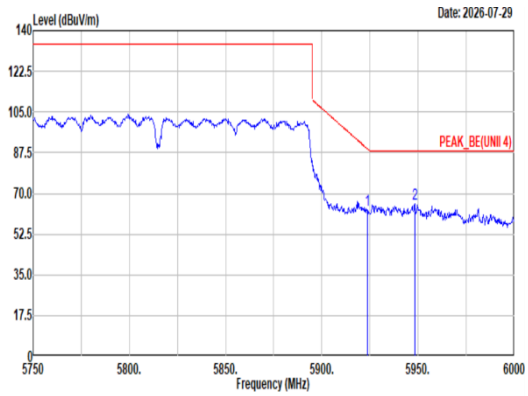 Site : 03CH13-HY Condition: PEAK_BE(UNII 4) 3m HORN_9120D_1326 VERTICAL : RBW:1000.000kHz VBW:3000.000kHz SWT:Auto Detector : PEAK Mode : 94 Setting : 18.5 Limit Read Ant Cable Preamp Aux APos TPos Freq Level Line Margin Level Factor Loss Factor Factor Remark MHz dBuV/m dBuV/m dB dBuV dB/m dB dB dB cm deg 1 5923.50 63.04 89.30 -26.26 54.81 34.30 10.83 36.90 0.00 335 63 Peak 2 5948.25 65.72 88.20 -22.48 57.48 34.30 10.85 36.91 0.00 335 63 Peak	Blank
Avg	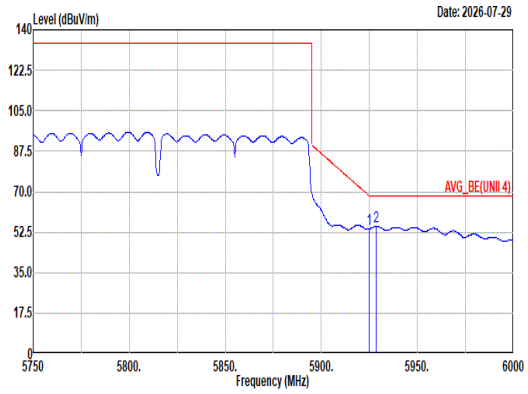 Site : 03CH13-HY Condition: AVG_BE(UNII 4) 3m HORN_9120D_1326 VERTICAL : RBW:1000.000kHz VBW:0.010kHz SWT:Auto Limit Read Ant Cable Preamp Aux APos TPos Freq Level Line Margin Level Factor Loss Factor Factor Remark MHz dBuV/m dBuV/m dB dBuV dB/m dB dB dB cm deg 1 5925.00 53.82 68.20 -14.38 45.59 34.30 10.83 36.90 0.00 335 63 Average 2 5928.50 55.03 68.20 -13.17 46.80 34.30 10.83 36.90 0.00 335 63 Average	Blank

Mode	11	
	Band Edge - L	
	U-NII-4_5.725-5.85_802.11ax HE20_CH169_Full RU_5845MHz	
ANT	MIMO	
Pol.	Horizontal	Fundamental
Peak	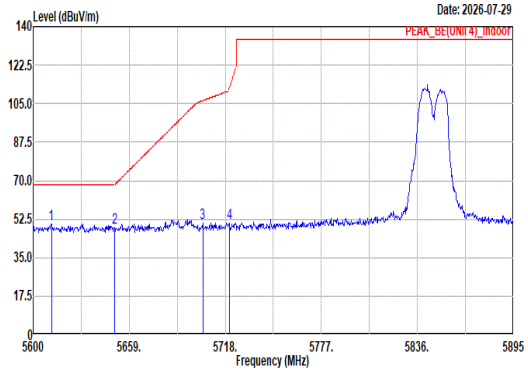 Site : 03CH13-HY Condition: PEAK_BE(UNII 4)_indoor 3m HORN_9120D_1326 HORIZONTAL : RBW:1000.000kHz VBW:3000.000kHz SWT:Auto Freq Level Limit Line Margin Read Level Ant Factor Cable Loss Preamp Factor Aux Factor APos TPos Remark MHz dBuV/m dBuV/m dB dBuV dB/m dB dB dB cm deg 1 5611.21 50.39 68.20 -17.81 43.85 32.84 10.49 36.79 0.00 105 146 Peak 2 5650.15 48.40 68.31 -19.91 41.66 33.00 10.54 36.80 0.00 105 146 Peak 3 5704.14 50.96 106.36 -55.40 43.75 33.42 10.61 36.82 0.00 105 146 Peak 4 5720.36 50.96 111.62 -60.66 43.64 33.52 10.63 36.83 0.00 105 146 Peak	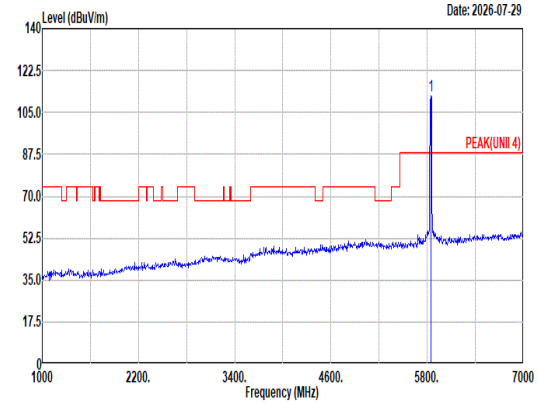 Site : 03CH13-HY Condition: PEAK(UNII 4) 3m HORN_9120D_1326 HORIZONTAL : RBW:1000.000kHz VBW:3000.000kHz SWT:Auto Freq Level Limit Line Margin Read Level Ant Factor Cable Loss Preamp Factor Aux Factor APos TPos Remark MHz dBuV/m dBuV/m dB dBuV dB/m dB dB dB cm deg 1 5845.00 112.20 88.20 24.00 104.21 34.09 10.77 36.87 0.00 105 146 Peak
Avg	Blank	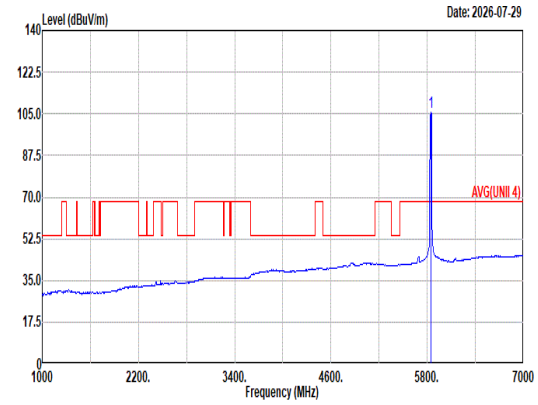 Site : 03CH13-HY Condition: AVG(UNII 4) 3m HORN_9120D_1326 HORIZONTAL : RBW:1000.000kHz VBW:0.010kHz SWT:Auto Freq Level Limit Line Margin Read Level Ant Factor Cable Loss Preamp Factor Aux Factor APos TPos Remark MHz dBuV/m dBuV/m dB dBuV dB/m dB dB dB cm deg 1 5845.00 105.81 68.20 37.61 97.82 34.09 10.77 36.87 0.00 105 146 Average

Mode	11	
	Band Edge - R	
	U-NII-4_5.725-5.85_802.11ax HE20_CH169_Full RU_5845MHz	
ANT	MIMO	
Pol.	Horizontal	Fundamental
Peak	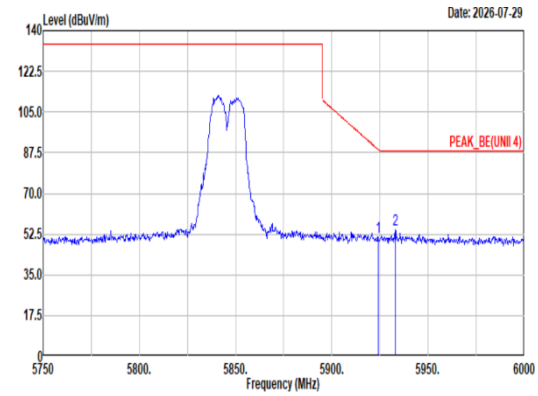 Site : 03CH13-HY Condition: PEAK_BE(UNII 4) 3m HORN_9120D_1326 HORIZONTAL : RBW:1000.000kHz VBW:3000.000kHz SWT:Auto Detector : PEAK Mode : 95 Setting : 14.5 Limit Read Ant Cable Preamp Aux APos TPos Freq Level Line Margin Level Factor Loss Factor Factor Remark MHz dBuV/m dBuV/m dB dBuV dB/m dB dB dB cm deg 1 5924.00 51.47 88.93 -37.46 43.24 34.30 10.83 36.90 0.00 105 146 Peak 2 5933.00 54.39 88.20 -33.81 46.16 34.30 10.84 36.91 0.00 105 146 Peak	Blank
Avg	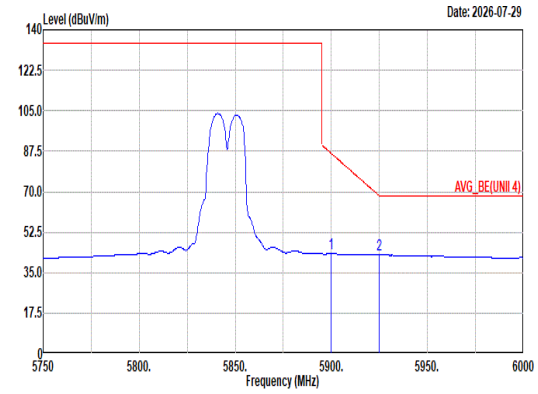 Site : 03CH13-HY Condition: AVG_BE(UNII 4) 3m HORN_9120D_1326 HORIZONTAL : RBW:1000.000kHz VBW:0.010kHz SWT:Auto Limit Read Ant Cable Preamp Aux APos TPos Freq Level Line Margin Level Factor Loss Factor Factor Remark MHz dBuV/m dBuV/m dB dBuV dB/m dB dB dB cm deg 1 5900.00 43.25 86.53 -43.28 35.03 34.30 10.81 36.89 0.00 105 146 Average 2 5925.00 42.66 68.20 -25.54 34.43 34.30 10.83 36.90 0.00 105 146 Average	Blank

Mode	11	
	Band Edge - L	
	U-NII-4_5.725-5.85_802.11ax HE20_CH169_Full RU_5845MHz	
ANT	MIMO	
Pol.	Vertical	Fundamental
Peak	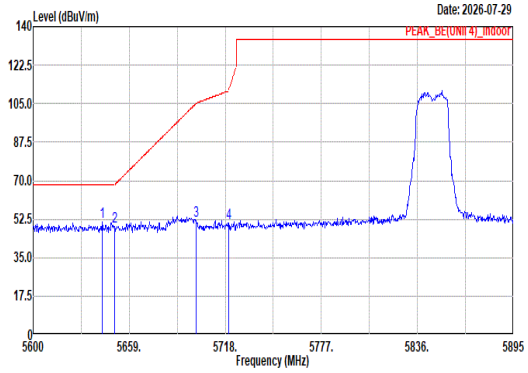 Site : 03CH13-HY Condition: PEAK_BE(UNII 4)_indoor 3m HORN_9120D_1326 VERTICAL : RBW:1000.000kHz VBW:3000.000kHz SWT:Auto Freq Level Limit Line Margin Read Level Ant Factor Cable Loss Preamp Factor Aux Factor APos TPos Remark MHz dBuV/m dBuV/m dB dBuV dB/m dB dB dB cm deg 1 5642.48 51.01 68.20 -17.19 44.31 32.97 10.53 36.80 0.00 100 78 Peak 2 5650.15 49.28 68.31 -19.03 42.54 33.00 10.54 36.80 0.00 100 78 Peak 3 5700.01 52.01 105.20 -53.19 44.82 33.40 10.61 36.82 0.00 100 78 Peak 4 5720.07 50.77 110.95 -60.18 43.45 33.52 10.63 36.83 0.00 100 78 Peak	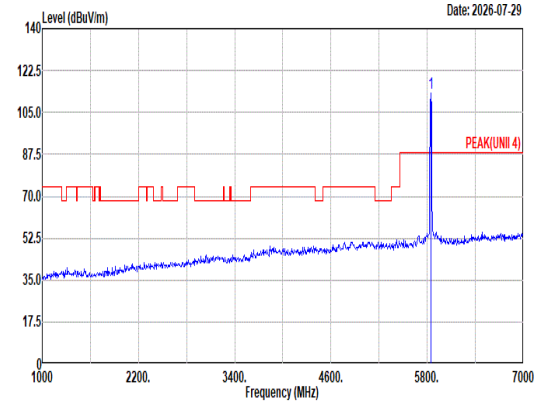 Site : 03CH13-HY Condition: PEAK(UNII 4) 3m HORN_9120D_1326 VERTICAL : RBW:1000.000kHz VBW:3000.000kHz SWT:Auto Freq Level Limit Line Margin Read Level Ant Factor Cable Loss Preamp Factor Aux Factor APos TPos Remark MHz dBuV/m dBuV/m dB dBuV dB/m dB dB dB cm deg 1 5845.00 113.21 88.20 25.01 105.22 34.09 10.77 36.87 0.00 100 78 Peak
Avg	Blank	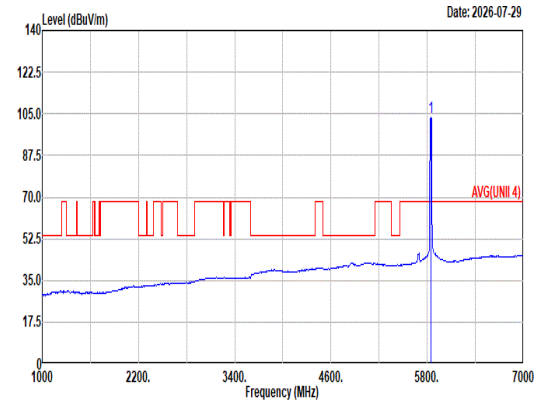 Site : 03CH13-HY Condition: AVG(UNII 4) 3m HORN_9120D_1326 VERTICAL : RBW:1000.000kHz VBW:0.010kHz SWT:Auto Freq Level Limit Line Margin Read Level Ant Factor Cable Loss Preamp Factor Aux Factor APos TPos Remark MHz dBuV/m dBuV/m dB dBuV dB/m dB dB dB cm deg 1 5845.00 103.61 68.20 35.41 95.62 34.09 10.77 36.87 0.00 100 78 Average

Mode	11	
	Band Edge - R	
	U-NII-4_5.725-5.85_802.11ax HE20_CH169_Full RU_5845MHz	
ANT	MIMO	
Pol.	Vertical	Fundamental
Peak	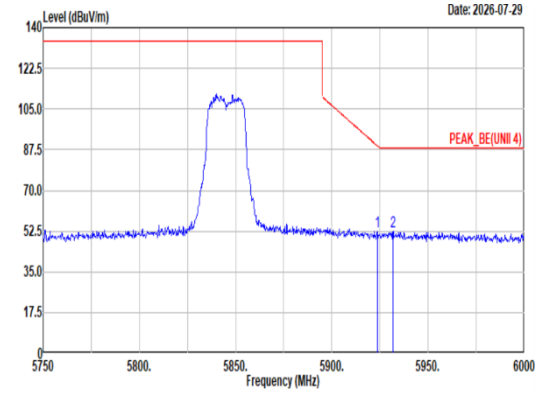 Site : 03CH13-HY Condition: PEAK_BE(UNII 4) 3m HORN_9120D_1326 VERTICAL : RBW:1000.000kHz VBW:3000.000kHz SWT:Auto Detector : PEAK Mode : 95 Setting : 14.5 Limit Read Ant Cable Preamp Aux APos TPos Freq Level Line Margin Level Factor Loss Factor Factor Remark MHz dBuV/m dBuV/m dB dBuV dB/m dB dB dB cm deg 1 5923.50 52.28 89.30 -37.02 44.05 34.30 10.83 36.90 0.00 100 78 Peak 2 5931.75 52.26 88.20 -35.94 44.03 34.30 10.84 36.91 0.00 100 78 Peak	Blank
Avg	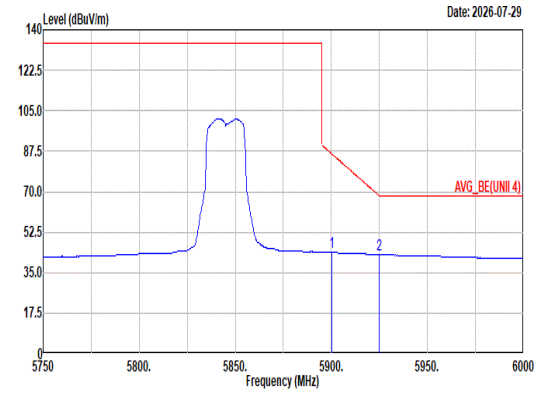 Site : 03CH13-HY Condition: AVG_BE(UNII 4) 3m HORN_9120D_1326 VERTICAL : RBW:1000.000kHz VBW:0.010kHz SWT:Auto Limit Read Ant Cable Preamp Aux APos TPos Freq Level Line Margin Level Factor Loss Factor Factor Remark MHz dBuV/m dBuV/m dB dBuV dB/m dB dB dB cm deg 1 5900.25 43.78 86.34 -42.56 35.56 34.30 10.81 36.89 0.00 100 78 Average 2 5925.00 42.82 68.20 -25.38 34.59 34.30 10.83 36.90 0.00 100 78 Average	Blank

Mode	11	
	Harmonic	
	U-NII-4_5.725-5.85_802.11ax HE20_CH169_Full RU_5845MHz	
ANT	MIMO	
Pol.	Horizontal	Vertical
Peak Avg	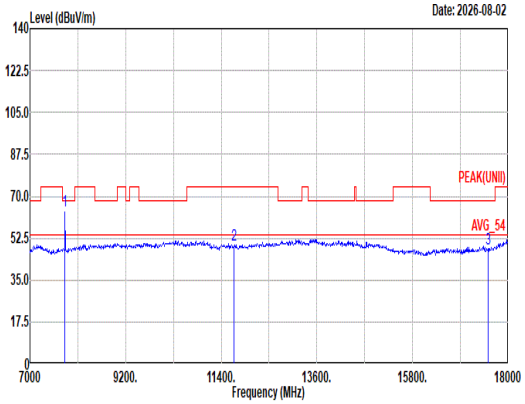 Site : 03CH13-HY Condition: PEAK(UNII) 3m HORN_9120D_1326 HORIZONTAL Freq Level Limit Line Margin Read Level Ant Factor Cable Loss Preamp Factor Aux Factor APos TPos Remark MHz dBuV/m dBuV/m dB dBuV dB/m dB dB dB cm deg 1 7793.00 63.85 68.20 -4.35 50.87 36.57 12.25 36.50 0.66 282 61 Peak 2 11690.00 49.90 74.00 -24.10 37.49 38.20 14.98 41.20 0.43 -- -- Peak 3 17535.00 48.13 68.20 -20.07 37.32 39.11 18.61 47.59 0.68 -- -- Peak	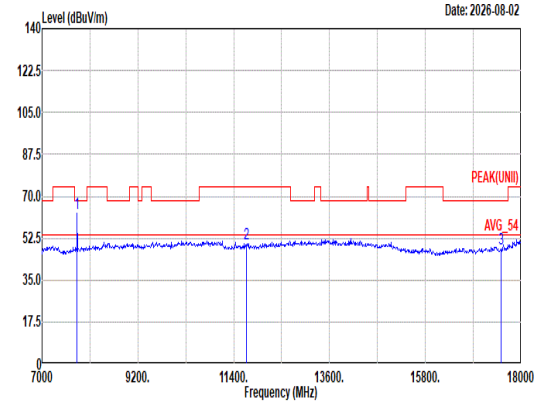 Site : 03CH13-HY Condition: PEAK(UNII) 3m HORN_9120D_1326 VERTICAL Freq Level Limit Line Margin Read Level Ant Factor Cable Loss Preamp Factor Aux Factor APos TPos Remark MHz dBuV/m dBuV/m dB dBuV dB/m dB dB dB cm deg 1 7793.00 62.61 68.20 -5.59 49.63 36.57 12.25 36.50 0.66 200 96 Peak 2 11690.00 50.06 74.00 -23.94 37.65 38.20 14.98 41.20 0.43 -- -- Peak 3 17535.00 47.98 68.20 -20.22 37.17 39.11 18.61 47.59 0.68 -- -- Peak

Mode	11	
	Harmonic	
	U-NII-4_5.725-5.85_802.11ax HE20_CH169_Full RU_5845MHz	
ANT	MIMO	
Pol.	Horizontal	Vertical
14.47G ~14.5G Avg	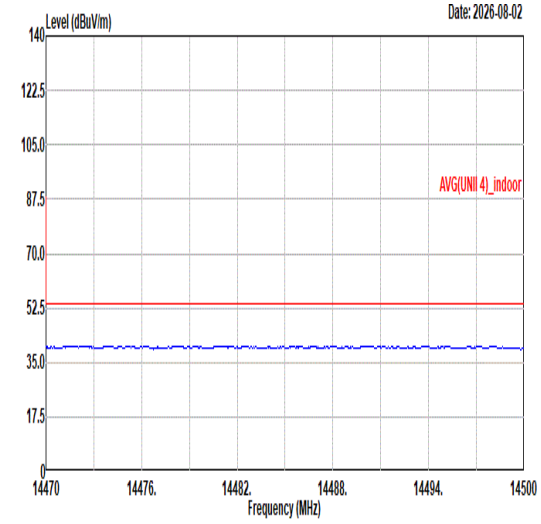 Site : 03CH13-HY Condition: AVG(UNII 4)_indoor 3m HORN_9120D_1326 HORIZONTAL	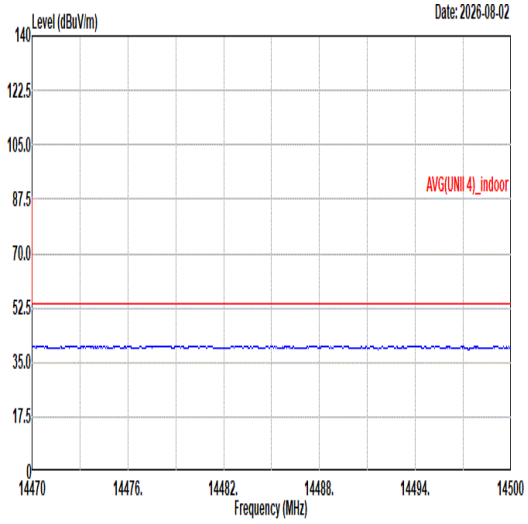 Site : 03CH13-HY Condition: AVG(UNII 4)_indoor 3m HORN_9120D_1326 VERTICAL
17.7G ~18G Avg	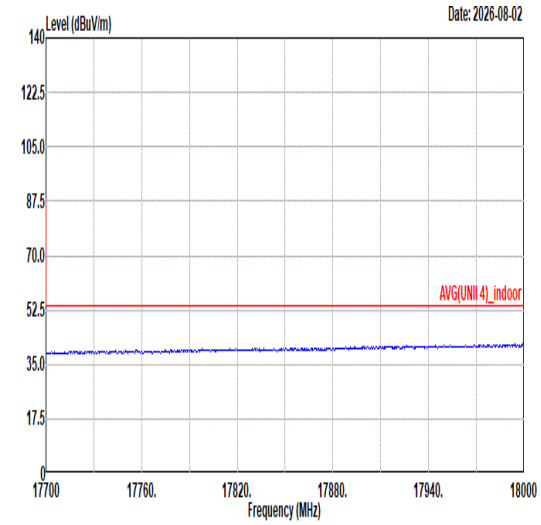 Site : 03CH13-HY Condition: AVG(UNII 4)_indoor 3m HORN_9120D_1326 HORIZONTAL	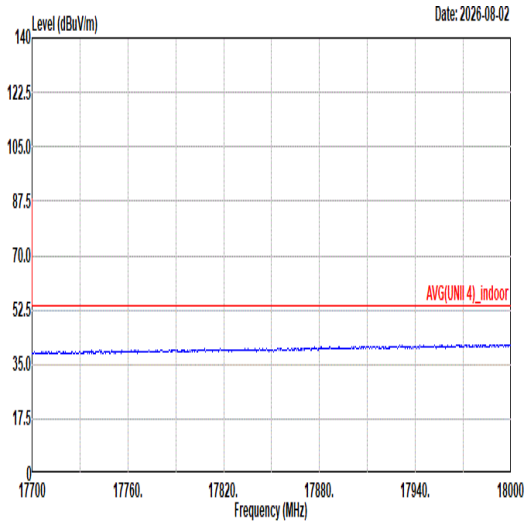 Site : 03CH13-HY Condition: AVG(UNII 4)_indoor 3m HORN_9120D_1326 VERTICAL

Mode	12	
	Band Edge - L	
	U-NII-4_5.725-5.85_802.11ax HE20_CH173_Full RU_5865MHz	
ANT	MIMO	
Pol.	Horizontal	Fundamental
Peak	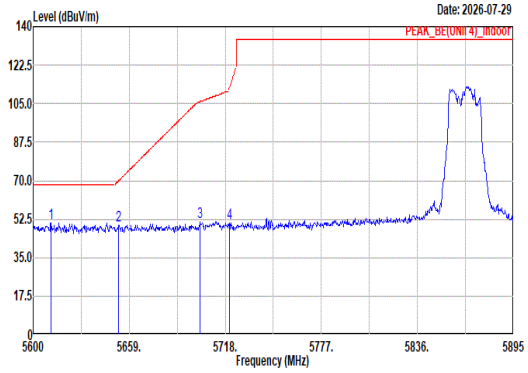 Site : 03CH13-HY Condition: PEAK_BE(UNII 4)_indoor 3m HORN_9120D_1326 HORIZONTAL : RBW:1000.000kHz VBW:3000.000kHz SWT:Auto Freq Level Limit Line Margin Read Level Ant Factor Cable Loss Preamp Factor Aux Factor APos TPos Remark MHz dBuV/m dBuV/m dB dBuV dB/m dB dB dB cm deg 1 5610.92 50.78 68.20 -17.42 44.24 32.84 10.49 36.79 0.00 100 158 Peak 2 5652.22 49.88 69.85 -19.97 43.11 33.02 10.55 36.80 0.00 100 158 Peak 3 5702.66 51.13 105.95 -54.82 43.92 33.42 10.61 36.82 0.00 100 158 Peak 4 5720.36 50.71 111.62 -60.91 43.39 33.52 10.63 36.83 0.00 100 158 Peak	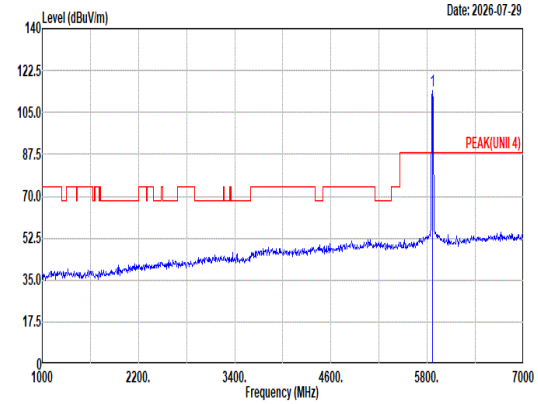 Site : 03CH13-HY Condition: PEAK(UNII 4) 3m HORN_9120D_1326 HORIZONTAL : RBW:1000.000kHz VBW:3000.000kHz SWT:Auto Freq Level Limit Line Margin Read Level Ant Factor Cable Loss Preamp Factor Aux Factor APos TPos Remark MHz dBuV/m dBuV/m dB dBuV dB/m dB dB dB cm deg 1 5865.00 113.92 88.20 25.72 105.86 34.16 10.78 36.88 0.00 100 158 Peak
Avg	Blank	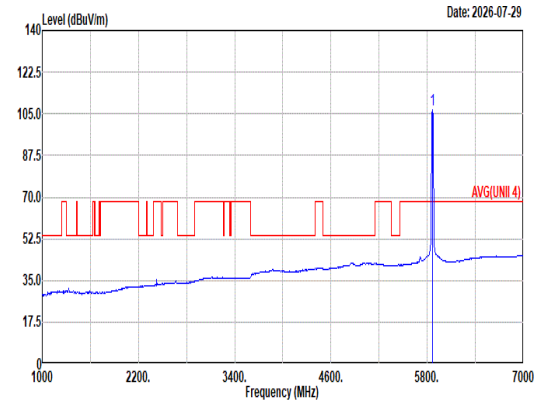 Site : 03CH13-HY Condition: AVG(UNII 4) 3m HORN_9120D_1326 HORIZONTAL : RBW:1000.000kHz VBW:0.010kHz SWT:Auto Freq Level Limit Line Margin Read Level Ant Factor Cable Loss Preamp Factor Aux Factor APos TPos Remark MHz dBuV/m dBuV/m dB dBuV dB/m dB dB dB cm deg 1 5865.00 106.62 68.20 38.42 98.56 34.16 10.78 36.88 0.00 100 158 Average

Mode	12	
	Band Edge - R	
	U-NII-4_5.725-5.85_802.11ax HE20_CH173_Full RU_5865MHz	
ANT	MIMO	
Pol.	Horizontal	Fundamental
Peak	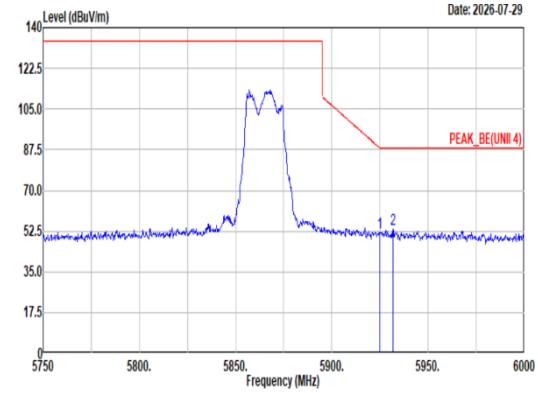 Site : 03CH13-HY Condition: PEAK_BE(UNII 4) 3m HORN_9120D_1326 HORIZONTAL : RBW:1000.000kHz VBW:3000.000kHz SWT:Auto Detector : PEAK Mode : 96 Setting : 14.5 Limit Read Ant Cable Preamp Aux APos TPos Freq Level Line Margin Level Factor Loss Factor Factor Remark MHz dBuV/m dBuV/m dB dBuV dB/m dB dB dB cm deg 1 5925.00 51.85 88.20 -36.35 43.62 34.30 10.83 36.90 0.00 100 158 Peak 2 5931.75 53.32 88.20 -34.88 45.09 34.30 10.84 36.91 0.00 100 158 Peak	Blank
Avg	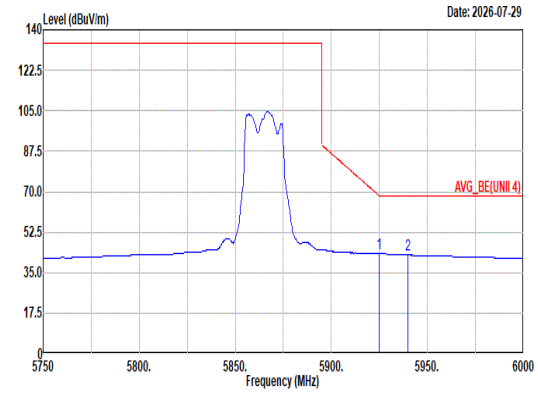 Site : 03CH13-HY Condition: AVG_BE(UNII 4) 3m HORN_9120D_1326 HORIZONTAL : RBW:1000.000kHz VBW:0.010kHz SWT:Auto Limit Read Ant Cable Preamp Aux APos TPos Freq Level Line Margin Level Factor Loss Factor Factor Remark MHz dBuV/m dBuV/m dB dBuV dB/m dB dB dB cm deg 1 5925.00 43.21 68.20 -24.99 34.98 34.30 10.83 36.90 0.00 100 158 Average 2 5940.00 42.60 68.20 -25.60 34.37 34.30 10.84 36.91 0.00 100 158 Average	Blank

Mode	12	
	Band Edge - L	
	U-NII-4_5.725-5.85_802.11ax HE20_CH173_Full RU_5865MHz	
ANT	MIMO	
Pol.	Vertical	Fundamental
Peak	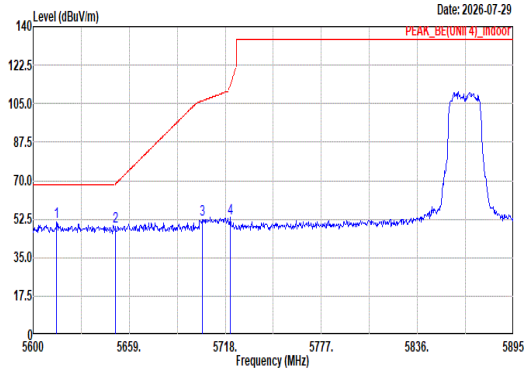 Site : 03CH13-HY Condition: PEAK_BE(UNII 4)_indoor 3m HORN_9120D_1326 VERTICAL : RBW:1000.000kHz VBW:3000.000kHz SWT:Auto Freq Level Limit Line Margin Read Level Ant Factor Cable Loss Preamp Factor Aux Factor APos TPos Remark MHz dBuV/m dBuV/m dB dBuV dB/m dB dB dB cm deg 1 5614.46 51.15 68.20 -17.05 44.58 32.86 10.50 36.79 0.00 100 76 Peak 2 5650.45 48.92 68.53 -19.61 42.18 33.00 10.54 36.80 0.00 100 76 Peak 3 5703.84 52.54 106.28 -53.74 45.33 33.42 10.61 36.82 0.00 100 76 Peak 4 5720.95 53.06 112.97 -59.91 45.73 33.53 10.63 36.83 0.00 100 76 Peak	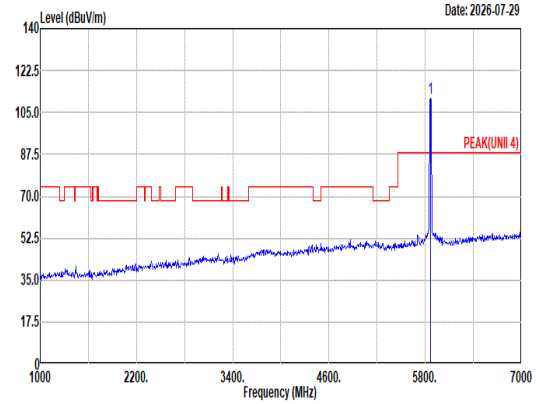 Site : 03CH13-HY Condition: PEAK(UNII 4) 3m HORN_9120D_1326 VERTICAL : RBW:1000.000kHz VBW:3000.000kHz SWT:Auto Freq Level Limit Line Margin Read Level Ant Factor Cable Loss Preamp Factor Aux Factor APos TPos Remark MHz dBuV/m dBuV/m dB dBuV dB/m dB dB dB cm deg 1 5865.00 110.90 88.20 22.70 102.84 34.16 10.78 36.88 0.00 100 76 Peak
Avg	Blank	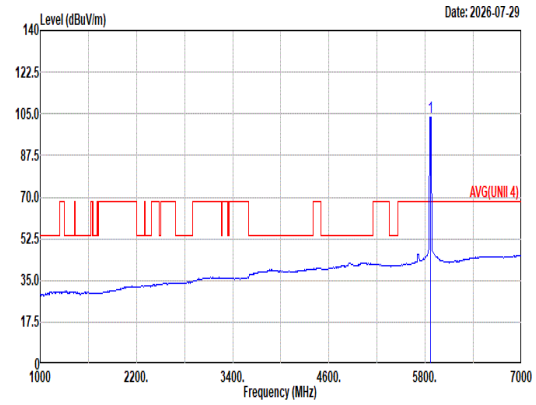 Site : 03CH13-HY Condition: AVG(UNII 4) 3m HORN_9120D_1326 VERTICAL : RBW:1000.000kHz VBW:0.010kHz SWT:Auto Freq Level Limit Line Margin Read Level Ant Factor Cable Loss Preamp Factor Aux Factor APos TPos Remark MHz dBuV/m dBuV/m dB dBuV dB/m dB dB dB cm deg 1 5865.00 103.66 68.20 35.46 95.60 34.16 10.78 36.88 0.00 100 76 Average

Mode	12	
	Band Edge - R	
	U-NII-4_5.725-5.85_802.11ax HE20_CH173_Full RU_5865MHz	
ANT	MIMO	
Pol.	Vertical	Fundamental
Peak	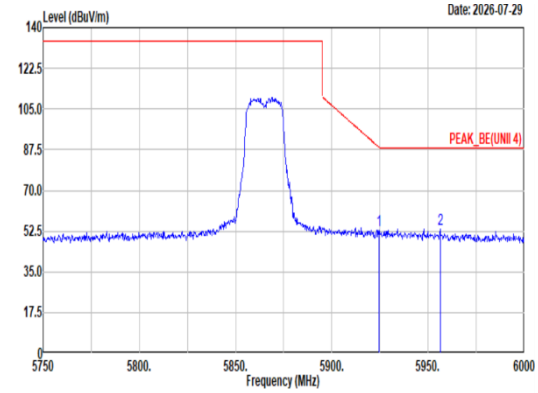 Site : 03CH13-HY Condition: PEAK_BE(UNII 4) 3m HORN_9120D_1326 VERTICAL : RBW:1000.000kHz VBW:3000.000kHz SWT:Auto Detector : PEAK Mode : 96 Setting : 14.5 Limit Read Ant Cable Preamp Aux APos TPos Freq Level Line Margin Level Factor Loss Factor Factor Remark MHz dBuV/m dBuV/m dB dBuV dB/m dB dB dB cm deg 1 5924.50 52.73 88.57 -35.84 44.50 34.30 10.83 36.90 0.00 100 76 Peak 2 5956.25 53.34 88.20 -34.86 45.10 34.29 10.86 36.91 0.00 100 76 Peak	Blank
Avg	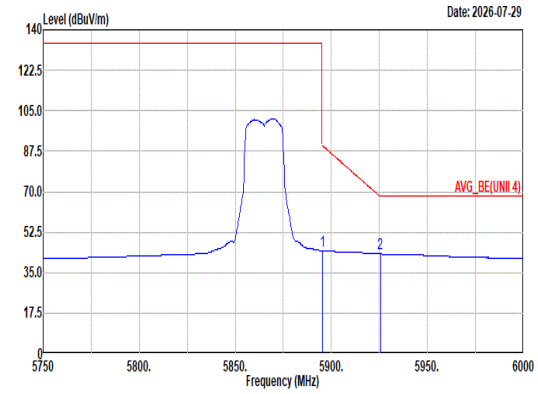 Site : 03CH13-HY Condition: AVG_BE(UNII 4) 3m HORN_9120D_1326 VERTICAL : RBW:1000.000kHz VBW:0.010kHz SWT:Auto Limit Read Ant Cable Preamp Aux APos TPos Freq Level Line Margin Level Factor Loss Factor Factor Remark MHz dBuV/m dBuV/m dB dBuV dB/m dB dB dB cm deg 1 5895.50 44.48 89.83 -45.35 36.28 34.28 10.81 36.89 0.00 100 76 Average 2 5925.50 43.14 68.20 -25.06 34.91 34.30 10.83 36.90 0.00 100 76 Average	Blank

Mode	12	
	Harmonic	
	U-NII-4_5.725-5.85_802.11ax HE20_CH173_Full RU_5865MHz	
ANT	MIMO	
Pol.	Horizontal	Vertical
Peak Avg	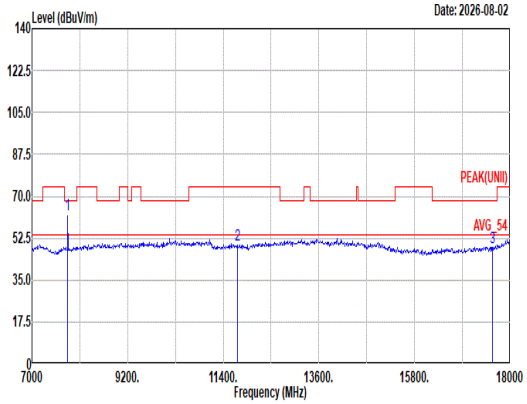 Site : 03CH13-HY Condition: PEAK(UNII) 3m HORN_9120D_1326 HORIZONTAL Freq Level Limit Line Margin Read Level Ant Factor Cable Loss Preamp Factor Aux Factor APos TPos Remark MHz dBuV/m dBuV/m dB dBuV dB/m dB dB dB cm deg 1 7820.00 62.44 68.20 -5.76 49.40 36.64 12.27 36.53 0.66 201 69 Peak 2 11730.00 49.60 74.00 -24.40 37.25 38.14 15.00 41.22 0.43 -- -- Peak 3 17595.00 48.61 68.20 -19.59 37.56 39.29 18.63 47.56 0.69 -- -- Peak	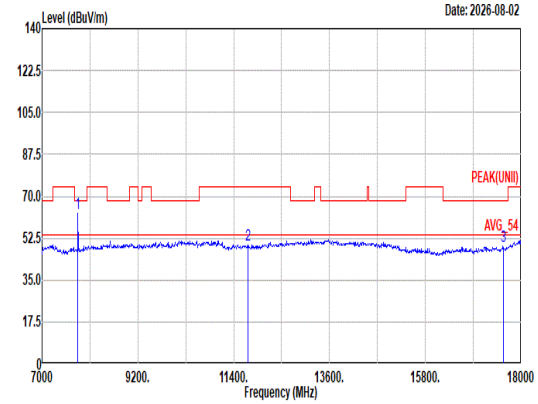 Site : 03CH13-HY Condition: PEAK(UNII) 3m HORN_9120D_1326 VERTICAL Freq Level Limit Line Margin Read Level Ant Factor Cable Loss Preamp Factor Aux Factor APos TPos Remark MHz dBuV/m dBuV/m dB dBuV dB/m dB dB dB cm deg 1 7820.00 62.72 68.20 -5.48 49.68 36.64 12.27 36.53 0.66 200 93 Peak 2 11730.00 49.52 74.00 -24.48 37.17 38.14 15.00 41.22 0.43 -- -- Peak 3 17595.00 49.00 68.20 -19.20 37.95 39.29 18.63 47.56 0.69 -- -- Peak

Mode	12	
	Harmonic	
	U-NII-4_5.725-5.85_802.11ax HE20_CH173_Full RU_5865MHz	
ANT	MIMO	
Pol.	Horizontal	Vertical
14.47G ~14.5G Avg	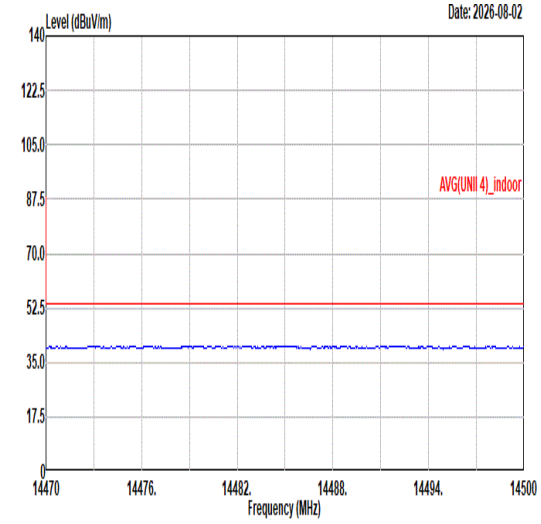 Site : 03CH13-HY Condition: AVG(UNII 4)_indoor 3m HORN_9120D_1326 HORIZONTAL	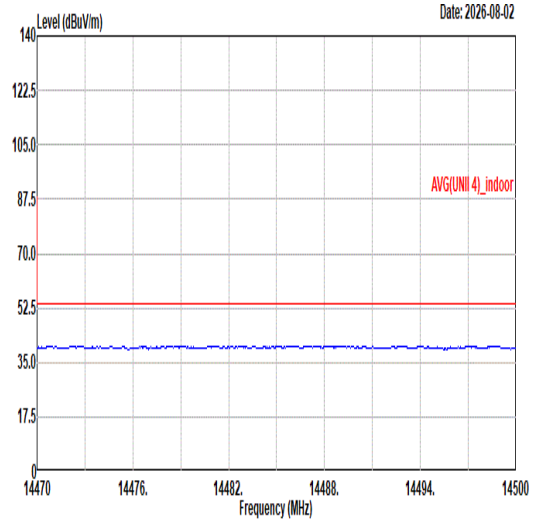 Site : 03CH13-HY Condition: AVG(UNII 4)_indoor 3m HORN_9120D_1326 VERTICAL
17.7G ~18G Avg	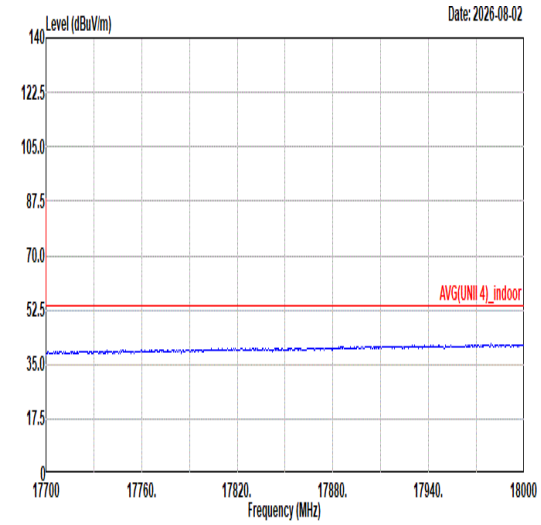 Site : 03CH13-HY Condition: AVG(UNII 4)_indoor 3m HORN_9120D_1326 HORIZONTAL	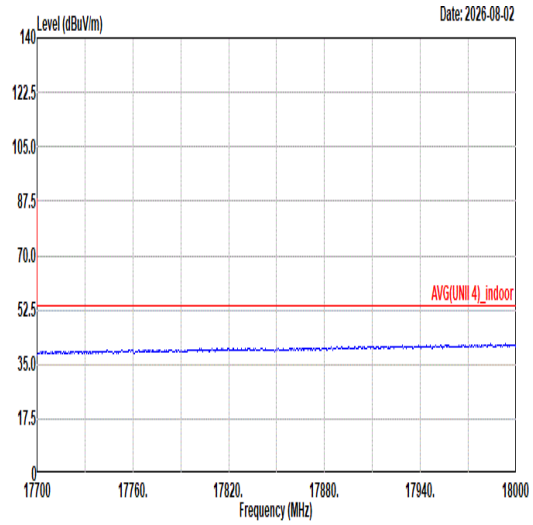 Site : 03CH13-HY Condition: AVG(UNII 4)_indoor 3m HORN_9120D_1326 VERTICAL

Mode	13	
	Band Edge - L	
	U-NII-4_5.725-5.85_802.11ax HE20_CH177_Full RU_5885MHz	
ANT	MIMO	
Pol.	Horizontal	Fundamental
Peak	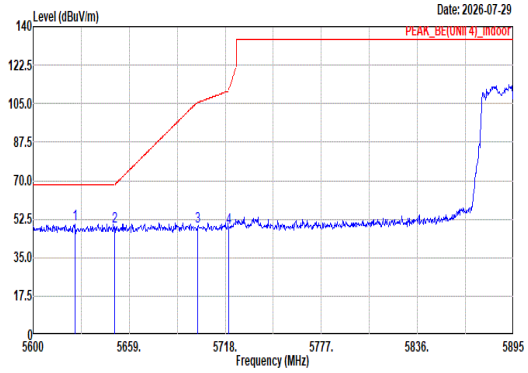 Site : 03CH13-HY Condition: PEAK_BE(UNII 4)_indoor 3m HORN_9120D_1326 HORIZONTAL : RBW:1000.000kHz VBW:3000.000kHz SWT:Auto Freq Level Limit Line Margin Read Level Ant Factor Cable Loss Preamp Factor Aux Factor APos TPos Remark MHz dBuV/m dBuV/m dB dBuV dB/m dB dB dB cm deg 1 5625.96 50.24 68.20 -17.96 43.63 32.90 10.51 36.80 0.00 100 176 Peak 2 5650.15 49.05 68.31 -19.26 42.31 33.00 10.54 36.80 0.00 100 176 Peak 3 5701.19 49.38 105.53 -56.15 42.18 33.41 10.61 36.82 0.00 100 176 Peak 4 5720.07 48.59 110.95 -62.36 41.27 33.52 10.63 36.83 0.00 100 176 Peak	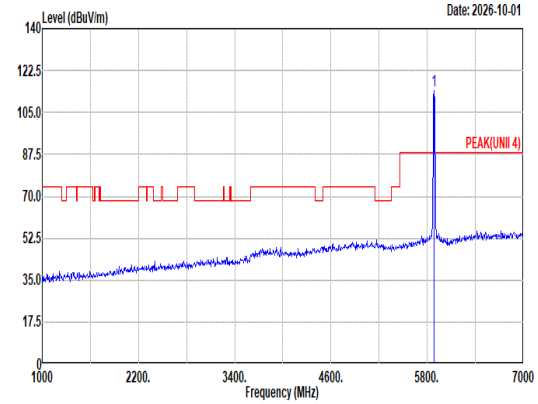 Site : 03CH13-HY Condition: PEAK(UNII 4) 3m DRH18-E_DU2F13A18ES HORIZONTAL : RBW:1000.000kHz VBW:3000.000kHz SWT:Auto Freq Level Limit Line Margin Read Level Ant Factor Cable Loss Preamp Factor Aux Factor APos TPos Remark MHz dBuV/m dBuV/m dB dBuV dB/m dB dB dB cm deg 1 5885.00 114.19 ------ ------ 106.38 33.90 10.80 36.89 0.00 100 159 Peak
Avg	Blank	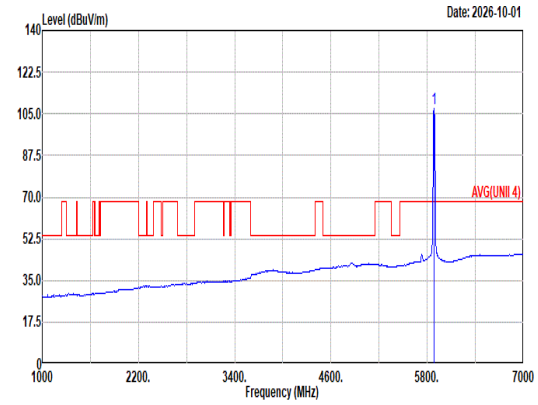 Site : 03CH13-HY Condition: AVG(UNII 4) 3m DRH18-E_DU2F13A18ES HORIZONTAL : RBW:1000.000kHz VBW:0.010kHz SWT:Auto Freq Level Limit Line Margin Read Level Ant Factor Cable Loss Preamp Factor Aux Factor APos TPos Remark MHz dBuV/m dBuV/m dB dBuV dB/m dB dB dB cm deg 1 5885.00 107.13 ------ ------ 99.32 33.90 10.80 36.89 0.00 100 159 Average

Mode	13	
	Band Edge - R	
	U-NII-4_5.725-5.85_802.11ax HE20_CH177_Full RU_5885MHz	
ANT	MIMO	
Pol.	Horizontal	Fundamental
Peak	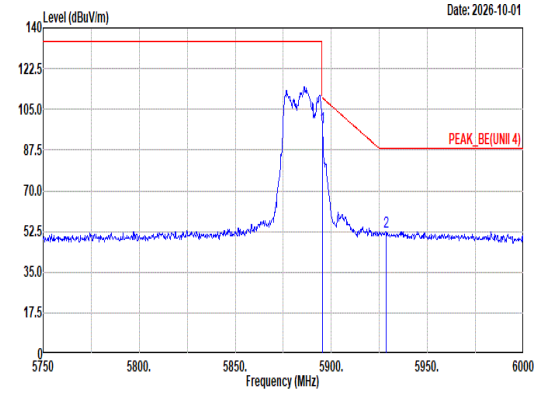 Site : 03CH13-HY Condition: PEAK_BE(UNII 4) 3m DRH18-E_DU2F13A18ES HORIZONTAL : RBW:1000.000kHz VBW:3000.000kHz SWT:Auto Freq Level Limit Line Margin Read Level Ant Factor Cable Loss Preamp Factor Aux Factor APos TPos Remark MHz dBuV/m dBuV/m dB dBuV dB/m dB dB dB cm deg 1 5895.25 96.98 110.02 -13.04 89.16 33.90 10.81 36.89 0.00 100 159 Peak 2 5928.50 52.49 88.20 -35.71 44.66 33.90 10.83 36.90 0.00 100 159 Peak	Blank
Avg	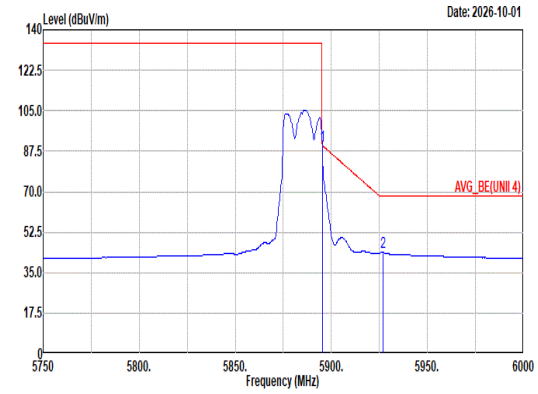 Site : 03CH13-HY Condition: AVG_BE(UNII 4) 3m DRH18-E_DU2F13A18ES HORIZONTAL : RBW:1000.000kHz VBW:0.010kHz SWT:Auto Freq Level Limit Line Margin Read Level Ant Factor Cable Loss Preamp Factor Aux Factor APos TPos Remark MHz dBuV/m dBuV/m dB dBuV dB/m dB dB dB cm deg 1 5895.25 89.69 90.02 -0.33 81.87 33.90 10.81 36.89 0.00 100 159 Average 2 5926.75 43.68 68.20 -24.52 35.85 33.90 10.83 36.90 0.00 100 159 Average	Blank

Mode	13	
	Band Edge - L	
	U-NII-4_5.725-5.85_802.11ax HE20_CH177_Full RU_5885MHz	
ANT	MIMO	
Pol.	Vertical	Fundamental
Peak	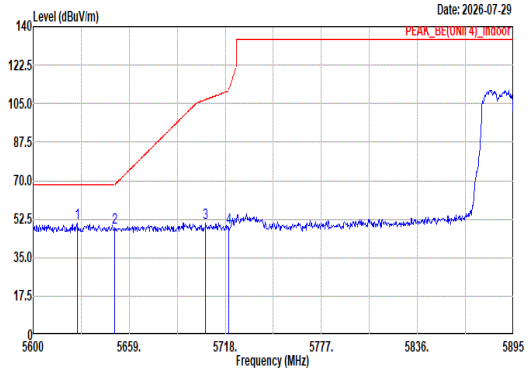 Site : 03CH13-HY Condition: PEAK_BE(UNII 4)_indoor 3m HORN_9120D_1326 VERTICAL : RBW:1000.000kHz VBW:3000.000kHz SWT:Auto Freq Level Limit Line Margin Read Level Ant Factor Cable Loss Preamp Factor Aux Factor APos TPos Remark MHz dBuV/m dBuV/m dB dBuV dB/m dB dB dB cm deg 1 5627.14 50.61 68.20 -17.59 43.99 32.91 10.51 36.80 0.00 102 78 Peak 2 5650.15 48.52 68.31 -19.79 41.78 33.00 10.54 36.80 0.00 102 78 Peak 3 5705.91 50.75 106.86 -56.11 43.52 33.44 10.61 36.82 0.00 102 78 Peak 4 5720.07 48.72 110.95 -62.23 41.40 33.52 10.63 36.83 0.00 102 78 Peak	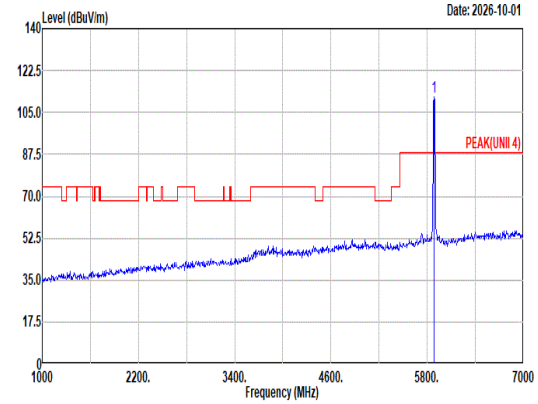 Site : 03CH13-HY Condition: PEAK(UNII 4) 3m DRH18-E_DU2F13A18ES VERTICAL : RBW:1000.000kHz VBW:3000.000kHz SWT:Auto Freq Level Limit Line Margin Read Level Ant Factor Cable Loss Preamp Factor Aux Factor APos TPos Remark MHz dBuV/m dBuV/m dB dBuV dB/m dB dB dB cm deg 1 5885.00 111.37 ------ ------ 103.56 33.90 10.80 36.89 0.00 100 82 Peak
Avg	Blank	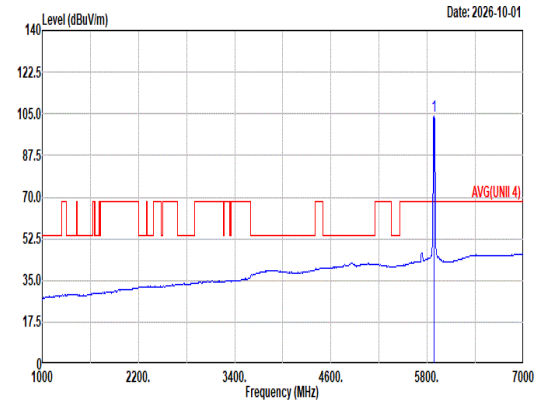 Site : 03CH13-HY Condition: AVG(UNII 4) 3m DRH18-E_DU2F13A18ES VERTICAL : RBW:1000.000kHz VBW:0.010kHz SWT:Auto Freq Level Limit Line Margin Read Level Ant Factor Cable Loss Preamp Factor Aux Factor APos TPos Remark MHz dBuV/m dBuV/m dB dBuV dB/m dB dB dB cm deg 1 5885.00 104.27 ------ ------ 96.46 33.90 10.80 36.89 0.00 100 82 Average

Mode	13	
	Band Edge - R	
	U-NII-4_5.725-5.85_802.11ax HE20_CH177_Full RU_5885MHz	
ANT	MIMO	
Pol.	Vertical	Fundamental
Peak	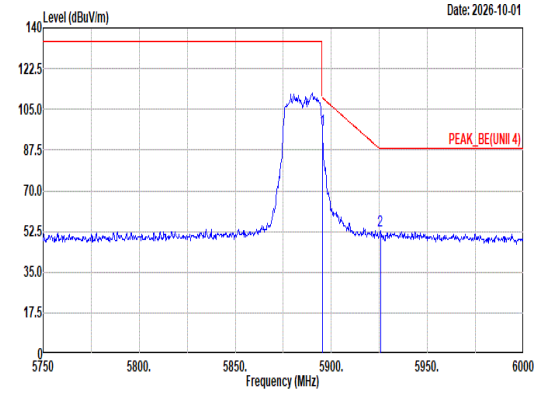 Site : 03CH13-HY Condition: PEAK_BE(UNII 4) 3m DRH18-E_DU2F13A18ES VERTICAL : RBW:1000.000kHz VBW:3000.000kHz SWT:Auto Freq Level Limit Line Margin Read Level Ant Factor Cable Loss Preamp Factor Aux Factor APos TPos Remark MHz dBuV/m dBuV/m dB dBuV dB/m dB dB dB cm deg 1 5895.25 96.35 110.02 -13.67 88.53 33.90 10.81 36.89 0.00 100 82 Peak 2 5925.50 52.60 88.20 -35.60 44.77 33.90 10.83 36.90 0.00 100 82 Peak	Blank
Avg	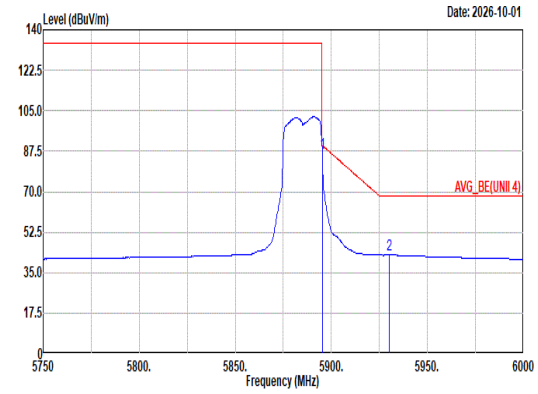 Site : 03CH13-HY Condition: AVG_BE(UNII 4) 3m DRH18-E_DU2F13A18ES VERTICAL : RBW:1000.000kHz VBW:0.010kHz SWT:Auto Freq Level Limit Line Margin Read Level Ant Factor Cable Loss Preamp Factor Aux Factor APos TPos Remark MHz dBuV/m dBuV/m dB dBuV dB/m dB dB dB cm deg 1 5895.25 86.77 90.02 -3.25 78.95 33.90 10.81 36.89 0.00 100 82 Average 2 5930.00 42.66 68.20 -25.54 34.83 33.90 10.83 36.90 0.00 100 82 Average	Blank

Mode	13	
	Harmonic	
	U-NII-4_5.725-5.85_802.11ax HE20_CH177_Full RU_5885MHz	
ANT	MIMO	
Pol.	Horizontal	Vertical
Peak Avg	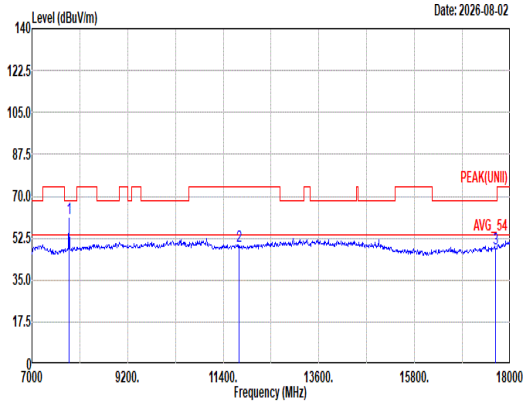 Site : 03CH13-HY Condition: PEAK(UNII) 3m HORN_9120D_1326 HORIZONTAL Freq Level Limit Line Margin Read Level Ant Factor Cable Loss Preamp Factor Aux Factor APos TPos Remark MHz dBuV/m dBuV/m dB dBuV dB/m dB dB dB cm deg 1 7847.00 60.83 68.20 -7.37 47.78 36.69 12.27 36.57 0.66 200 62 Peak 2 11770.00 49.37 74.00 -24.63 37.04 38.14 15.02 41.25 0.42 -- -- Peak 3 17655.00 48.12 68.20 -20.08 36.94 39.35 18.66 47.52 0.69 -- -- Peak	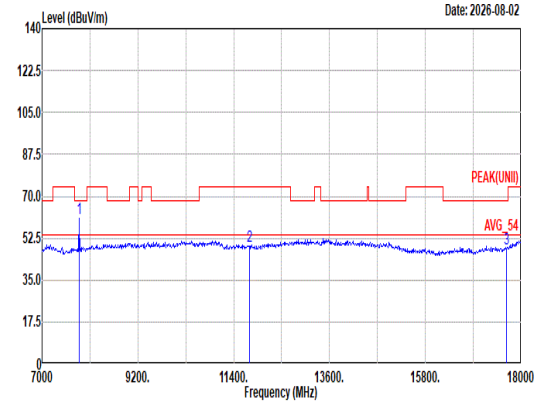 Site : 03CH13-HY Condition: PEAK(UNII) 3m HORN_9120D_1326 VERTICAL Freq Level Limit Line Margin Read Level Ant Factor Cable Loss Preamp Factor Aux Factor APos TPos Remark MHz dBuV/m dBuV/m dB dBuV dB/m dB dB dB cm deg 1 7847.00 60.52 68.20 -7.68 47.47 36.69 12.27 36.57 0.66 200 95 Peak 2 11770.00 49.05 74.00 -24.95 36.72 38.14 15.02 41.25 0.42 -- -- Peak 3 17655.00 48.12 68.20 -20.08 36.94 39.35 18.66 47.52 0.69 -- -- Peak

Mode	13	
	Harmonic	
	U-NII-4_5.725-5.85_802.11ax HE20_CH177_Full RU_5885MHz	
ANT	MIMO	
Pol.	Horizontal	Vertical
14.47G ~14.5G Avg	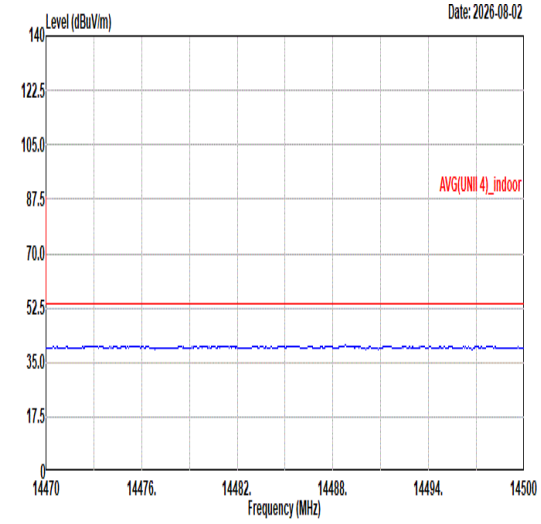 Site : 03CH13-HY Condition: AVG(UNII 4)_indoor 3m HORN_9120D_1326 HORIZONTAL	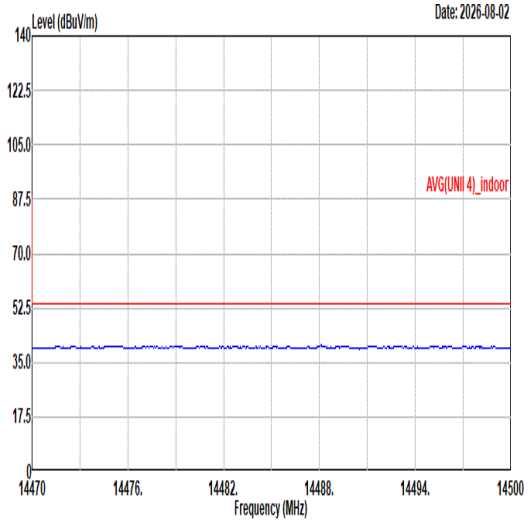 Site : 03CH13-HY Condition: AVG(UNII 4)_indoor 3m HORN_9120D_1326 VERTICAL
17.7G ~18G Avg	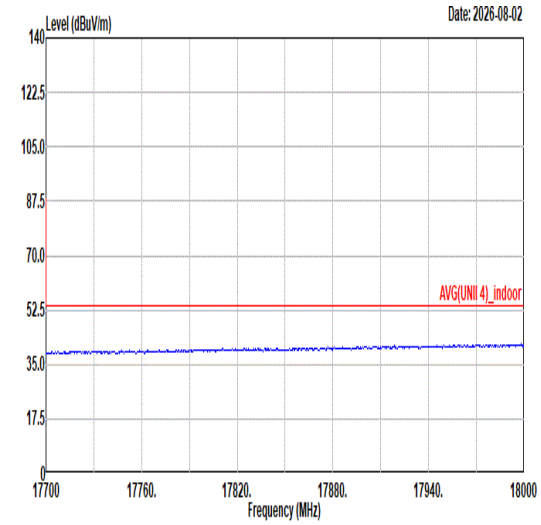 Site : 03CH13-HY Condition: AVG(UNII 4)_indoor 3m HORN_9120D_1326 HORIZONTAL	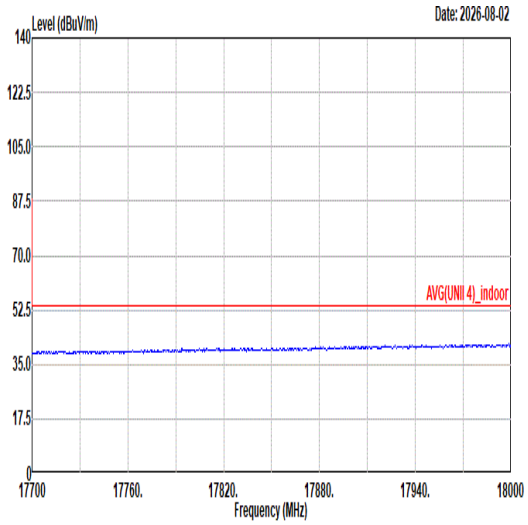 Site : 03CH13-HY Condition: AVG(UNII 4)_indoor 3m HORN_9120D_1326 VERTICAL

Mode	14	
	Band Edge - L	
	U-NII-4_5.725-5.85_802.11ax HE40_CH167_Full RU_5835MHz	
ANT	MIMO	
Pol.	Horizontal	Fundamental
Peak	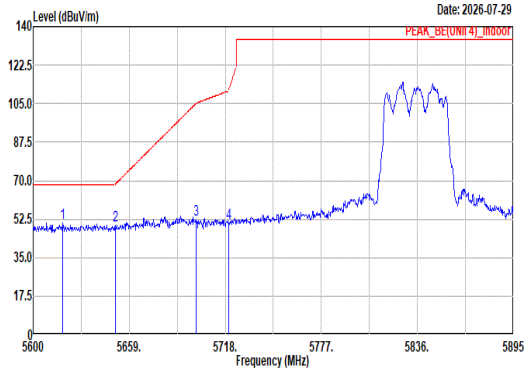 Site : 03CH13-HY Condition: PEAK_BE(UNII 4)_indoor 3m HORN_9120D_1326 HORIZONTAL : RBW:1000.000kHz VBW:3000.000kHz SWT:Auto Freq Level Limit Line Margin Read Level Ant Factor Cable Loss Preamp Factor Aux Factor APos TPos Remark MHz dBuV/m dBuV/m dB dBuV dB/m dB dB dB cm deg 1 5618.29 50.63 68.20 -17.57 44.05 32.87 10.50 36.79 0.00 100 156 Peak 2 5650.74 49.46 68.75 -19.29 42.71 33.01 10.54 36.80 0.00 100 156 Peak 3 5700.01 52.56 105.20 -52.64 45.37 33.40 10.61 36.82 0.00 100 156 Peak 4 5720.07 50.67 110.95 -60.28 43.35 33.52 10.63 36.83 0.00 100 156 Peak	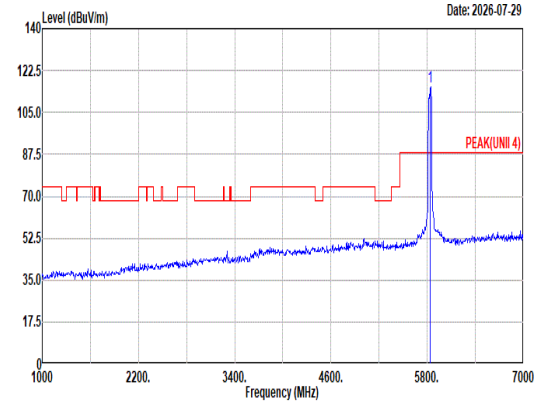 Site : 03CH13-HY Condition: PEAK(UNII 4) 3m HORN_9120D_1326 HORIZONTAL : RBW:1000.000kHz VBW:3000.000kHz SWT:Auto Freq Level Limit Line Margin Read Level Ant Factor Cable Loss Preamp Factor Aux Factor APos TPos Remark MHz dBuV/m dBuV/m dB dBuV dB/m dB dB dB cm deg 1 5835.00 115.77 88.20 27.57 107.81 34.07 10.76 36.87 0.00 100 156 Peak
Avg	Blank	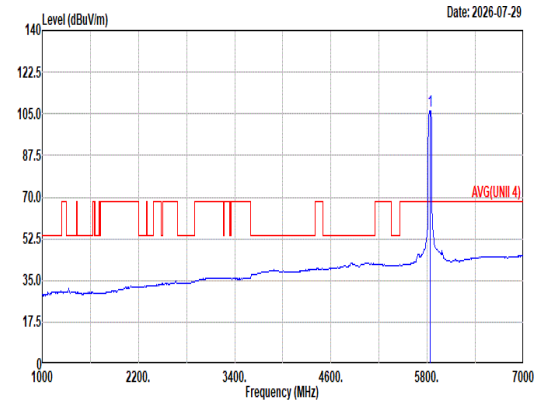 Site : 03CH13-HY Condition: AVG(UNII 4) 3m HORN_9120D_1326 HORIZONTAL : RBW:1000.000kHz VBW:0.010kHz SWT:Auto Freq Level Limit Line Margin Read Level Ant Factor Cable Loss Preamp Factor Aux Factor APos TPos Remark MHz dBuV/m dBuV/m dB dBuV dB/m dB dB dB cm deg 1 5835.00 106.29 68.20 38.09 98.33 34.07 10.76 36.87 0.00 100 156 Average

Mode	14	
	Band Edge - R	
	U-NII-4_5.725-5.85_802.11ax HE40_CH167_Full RU_5835MHz	
ANT	MIMO	
Pol.	Horizontal	Fundamental
Peak	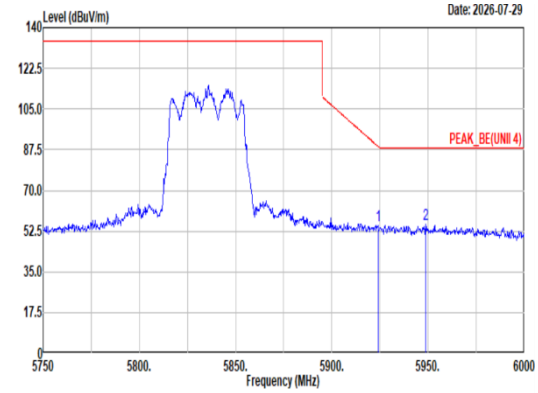 Site : 03CH13-HY Condition: PEAK_BE(UNII 4) 3m HORN_9120D_1326 HORIZONTAL : RBW:1000.000kHz VBW:3000.000kHz SWT:Auto Detector : PEAK Mode : 98 Setting : 17.5 Limit Read Ant Cable Preamp Aux APos TPos Freq Level Line Margin Level Factor Loss Factor Factor Remark MHz dBuV/m dBuV/m dB dBuV dB/m dB dB dB cm deg 1 5924.00 55.00 88.93 -33.93 46.77 34.30 10.83 36.90 0.00 100 156 Peak 2 5948.75 55.58 88.20 -32.62 47.34 34.30 10.85 36.91 0.00 100 156 Peak	Blank
Avg	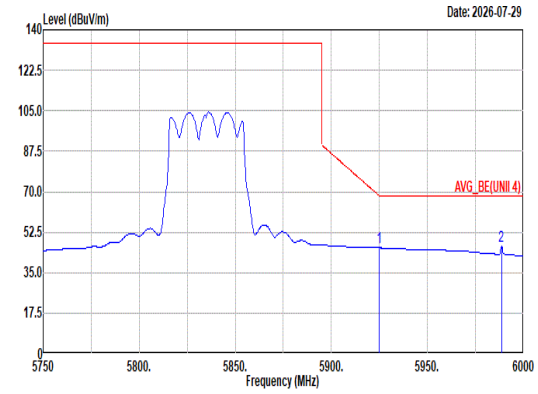 Site : 03CH13-HY Condition: AVG_BE(UNII 4) 3m HORN_9120D_1326 HORIZONTAL : RBW:1000.000kHz VBW:0.010kHz SWT:Auto Limit Read Ant Cable Preamp Aux APos TPos Freq Level Line Margin Level Factor Loss Factor Factor Remark MHz dBuV/m dBuV/m dB dBuV dB/m dB dB dB cm deg 1 5925.00 45.76 68.20 -22.44 37.53 34.30 10.83 36.90 0.00 100 156 Average 2 5988.50 46.58 68.20 -21.62 38.41 34.22 10.88 36.93 0.00 100 156 Average	Blank

Mode	14	
	Band Edge - L	
	U-NII-4_5.725-5.85_802.11ax HE40_CH167_Full RU_5835MHz	
ANT	MIMO	
Pol.	Vertical	Fundamental
Peak	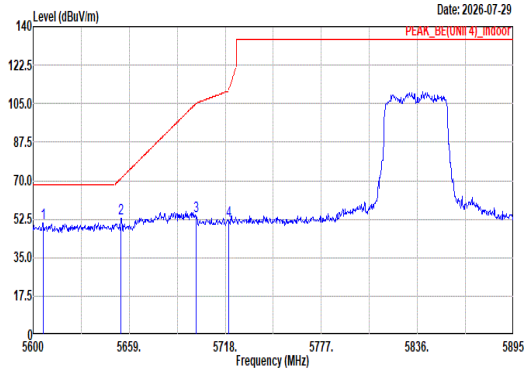 Site : 03CH13-HY Condition: PEAK_BE(UNII 4)_indoor 3m HORN_9120D_1326 VERTICAL : RBW:1000.000kHz VBW:3000.000kHz SWT:Auto 1 5606.20 50.94 68.20 -17.26 44.42 32.82 10.49 36.79 0.00 102 79 Peak 2 5653.99 52.89 71.16 -18.27 46.12 33.03 10.55 36.81 0.00 102 79 Peak 3 5700.01 53.69 105.20 -51.51 46.50 33.40 10.61 36.82 0.00 102 79 Peak 4 5720.07 51.68 110.95 -59.27 44.36 33.52 10.63 36.83 0.00 102 79 Peak	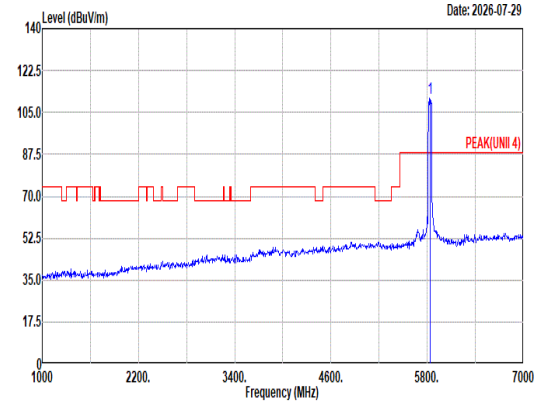 Site : 03CH13-HY Condition: PEAK(UNII 4) 3m HORN_9120D_1326 VERTICAL : RBW:1000.000kHz VBW:3000.000kHz SWT:Auto 1 5835.00 110.99 88.20 22.79 103.03 34.07 10.76 36.87 0.00 102 79 Peak
Avg	Blank	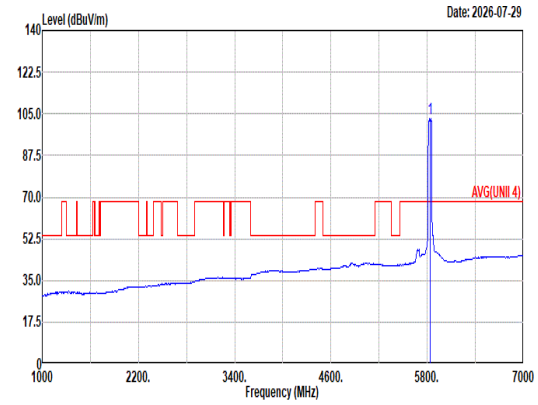 Site : 03CH13-HY Condition: AVG(UNII 4) 3m HORN_9120D_1326 VERTICAL : RBW:1000.000kHz VBW:0.010kHz SWT:Auto 1 5835.00 103.28 68.20 35.08 95.32 34.07 10.76 36.87 0.00 102 79 Average

Mode	14	
	Band Edge - R	
	U-NII-4_5.725-5.85_802.11ax HE40_CH167_Full RU_5835MHz	
ANT	MIMO	
Pol.	Vertical	Fundamental
Peak	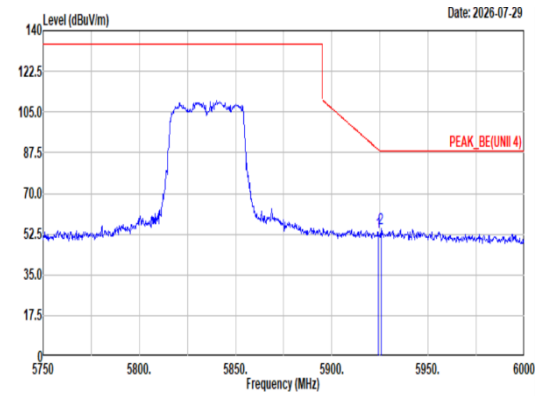 Site : 03CH13-HY Condition: PEAK_BE(UNII 4) 3m HORN_9120D_1326 VERTICAL : RBW:1000.000kHz VBW:3000.000kHz SWT:Auto Detector : PEAK Mode : 98 Setting : 17.5 Limit Read Ant Cable Preamp Aux APos TPos Freq Level Line Margin Level Factor Loss Factor Factor Remark MHz dBuV/m dBuV/m dB dBuV dB/m dB dB dB cm deg 1 5924.00 53.33 88.93 -35.60 45.10 34.30 10.83 36.90 0.00 102 79 Peak 2 5925.50 55.03 88.20 -33.17 46.80 34.30 10.83 36.90 0.00 102 79 Peak	Blank
Avg	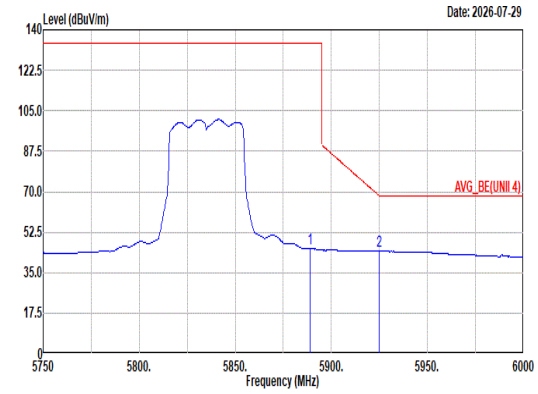 Site : 03CH13-HY Condition: AVG_BE(UNII 4) 3m HORN_9120D_1326 VERTICAL : RBW:1000.000kHz VBW:0.010kHz SWT:Auto Limit Read Ant Cable Preamp Aux APos TPos Freq Level Line Margin Level Factor Loss Factor Factor Remark MHz dBuV/m dBuV/m dB dBuV dB/m dB dB dB cm deg 1 5889.00 45.46 134.20 -88.74 37.29 34.26 10.80 36.89 0.00 102 79 Average 2 5925.00 44.27 68.20 -23.93 36.04 34.30 10.83 36.90 0.00 102 79 Average	Blank

Mode	15	
	Band Edge - L	
	U-NII-4_5.725-5.85_802.11ax HE40_CH175_Full RU_5875MHz	
ANT	MIMO	
Pol.	Horizontal	Fundamental
Peak	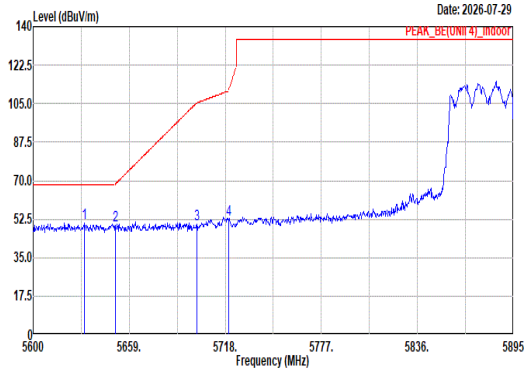 Site : 03CH13-HY Condition: PEAK_BE(UNII 4)_indoor 3m HORN_9120D_1326 HORIZONTAL : RBW:1000.000kHz VBW:3000.000kHz SWT:Auto Freq Level Limit Line Margin Read Level Ant Factor Cable Loss Preamp Factor Aux Factor APos TPos Remark 1 5631.57 50.89 68.20 -17.31 44.24 32.93 10.52 36.80 0.00 106 154 Peak 2 5650.45 49.82 68.53 -18.71 43.08 33.00 10.54 36.80 0.00 106 154 Peak 3 5700.60 49.98 105.37 -55.39 42.79 33.40 10.61 36.82 0.00 106 154 Peak 4 5720.07 52.26 110.95 -58.69 44.94 33.52 10.63 36.83 0.00 106 154 Peak	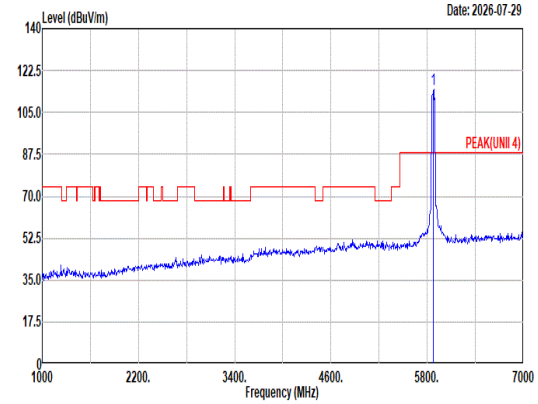 Site : 03CH13-HY Condition: PEAK(UNII 4) 3m HORN_9120D_1326 HORIZONTAL : RBW:1000.000kHz VBW:3000.000kHz SWT:Auto Freq Level Limit Line Margin Read Level Ant Factor Cable Loss Preamp Factor Aux Factor APos TPos Remark 1 5875.00 114.48 88.20 26.28 106.38 34.20 10.79 36.89 0.00 106 154 Peak
Avg	Blank	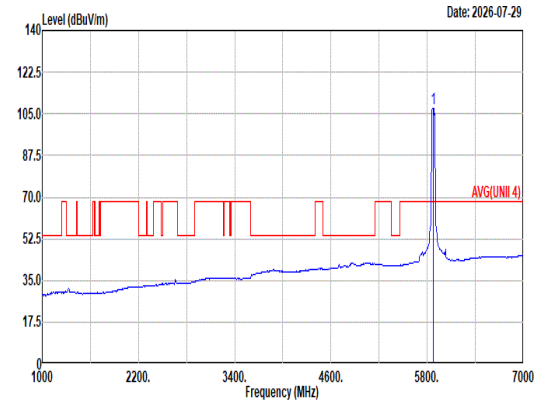 Site : 03CH13-HY Condition: AVG(UNII 4) 3m HORN_9120D_1326 HORIZONTAL : RBW:1000.000kHz VBW:0.010kHz SWT:Auto Freq Level Limit Line Margin Read Level Ant Factor Cable Loss Preamp Factor Aux Factor APos TPos Remark 1 5875.00 107.36 68.20 39.16 99.26 34.20 10.79 36.89 0.00 106 154 Average

Mode	15	
	Band Edge - R	
	U-NII-4_5.725-5.85_802.11ax HE40_CH175_Full RU_5875MHz	
ANT	MIMO	
Pol.	Horizontal	Fundamental
Peak	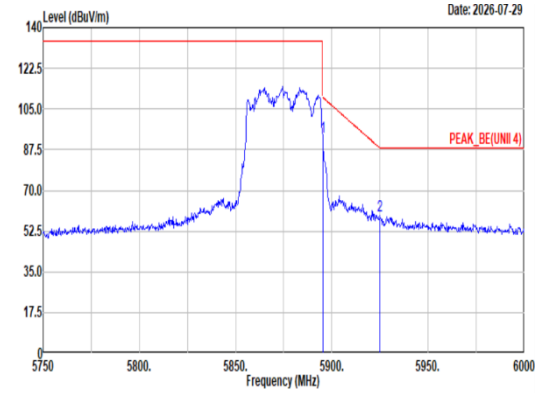 Site : 03CH13-HY Condition: PEAK_BE(UNII 4) 3m HORN_9120D_1326 HORIZONTAL : RBW:1000.000kHz VBW:3000.000kHz SWT:Auto Detector : PEAK Mode : 99 Setting : 18 Limit Read Ant Cable Preamp Aux APos TPos Freq Level Line Margin Level Factor Loss Factor Factor Remark MHz dBuV/m dBuV/m dB dBuV dB/m dB dB dB cm deg 1 5895.25 92.95 110.02 -17.07 84.75 34.28 10.81 36.89 0.00 106 154 Peak 2 5925.00 58.96 88.20 -29.24 50.73 34.30 10.83 36.90 0.00 106 154 Peak	Blank
Avg	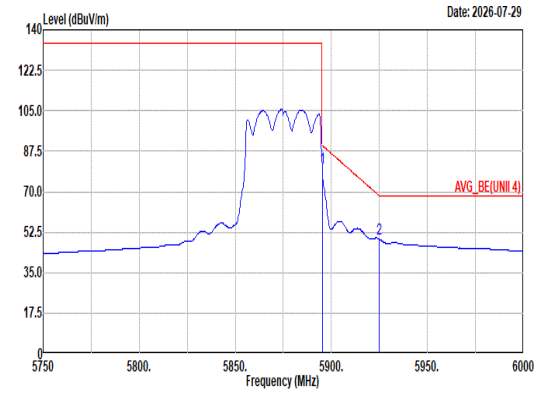 Site : 03CH13-HY Condition: AVG_BE(UNII 4) 3m HORN_9120D_1326 HORIZONTAL : RBW:1000.000kHz VBW:0.010kHz SWT:Auto Limit Read Ant Cable Preamp Aux APos TPos Freq Level Line Margin Level Factor Loss Factor Factor Remark MHz dBuV/m dBuV/m dB dBuV dB/m dB dB dB cm deg 1 5895.25 80.05 90.02 -9.97 71.85 34.28 10.81 36.89 0.00 106 154 Average 2 5925.00 49.48 68.20 -18.72 41.25 34.30 10.83 36.90 0.00 106 154 Average	Blank

Mode	15	
	Band Edge - L	
	U-NII-4_5.725-5.85_802.11ax HE40_CH175_Full RU_5875MHz	
ANT	MIMO	
Pol.	Vertical	Fundamental
Peak	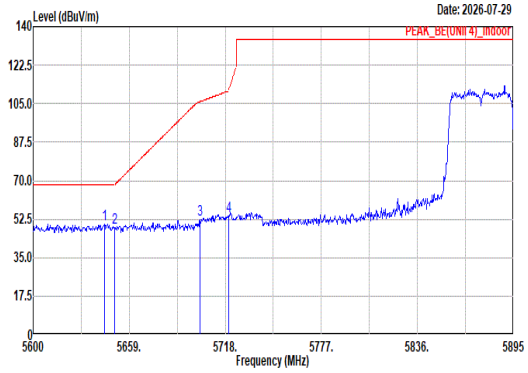 Site : 03CH13-HY Condition: PEAK_BE(UNII 4)_indoor 3m HORN_9120D_1326 VERTICAL : RBW:1000.000kHz VBW:3000.000kHz SWT:Auto 1 5643.66 50.12 68.20 -18.08 43.42 32.97 10.53 36.80 0.00 100 75 Peak 2 5650.15 48.59 68.31 -19.72 41.85 33.00 10.54 36.80 0.00 100 75 Peak 3 5702.37 52.52 105.86 -53.34 45.32 33.41 10.61 36.82 0.00 100 75 Peak 4 5720.07 54.00 110.95 -56.95 46.68 33.52 10.63 36.83 0.00 100 75 Peak	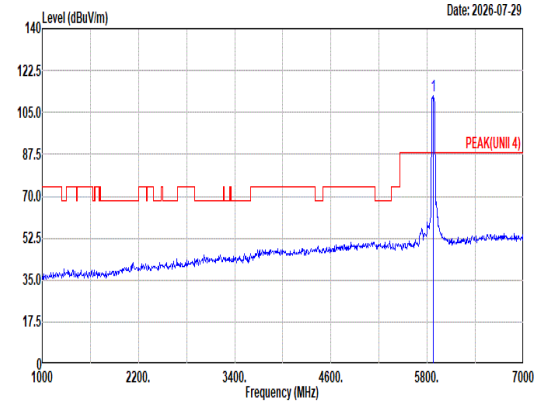 Site : 03CH13-HY Condition: PEAK(UNII 4) 3m HORN_9120D_1326 VERTICAL : RBW:1000.000kHz VBW:3000.000kHz SWT:Auto 1 5875.00 112.02 88.20 23.82 103.92 34.20 10.79 36.89 0.00 100 75 Peak
Avg	Blank	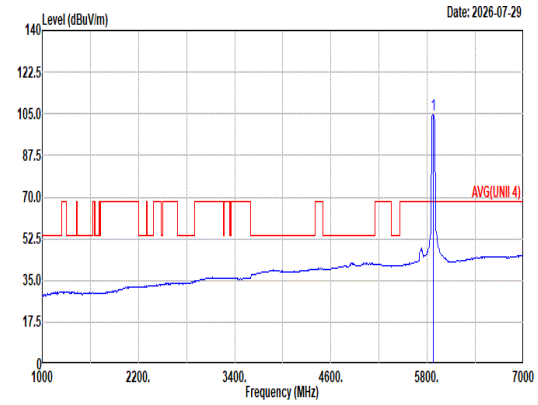 Site : 03CH13-HY Condition: AVG(UNII 4) 3m HORN_9120D_1326 VERTICAL : RBW:1000.000kHz VBW:0.010kHz SWT:Auto 1 5875.00 104.49 68.20 36.29 96.39 34.20 10.79 36.89 0.00 100 75 Average

Mode	15	
	Band Edge - R	
	U-NII-4_5.725-5.85_802.11ax HE40_CH175_Full RU_5875MHz	
ANT	MIMO	
Pol.	Vertical	Fundamental
Peak	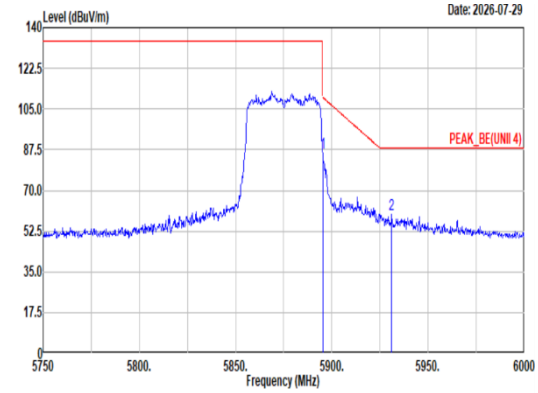 Site : 03CH13-HY Condition: PEAK_BE(UNII 4) 3m HORN_9120D_1326 VERTICAL : RBW:1000.000kHz VBW:3000.000kHz SWT:Auto Detector : PEAK Mode : 99 Setting : 18 Limit Read Ant Cable Preamp Aux APos TPos Freq Level Line Margin Level Factor Loss Factor Factor Remark MHz dBuV/m dBuV/m dB dBuV dB/m dB dB dB cm deg 1 5895.25 86.29 110.02 -23.73 78.09 34.28 10.81 36.89 0.00 100 75 Peak 2 5931.00 59.47 88.20 -28.73 51.25 34.30 10.83 36.91 0.00 100 75 Peak	Blank
Avg	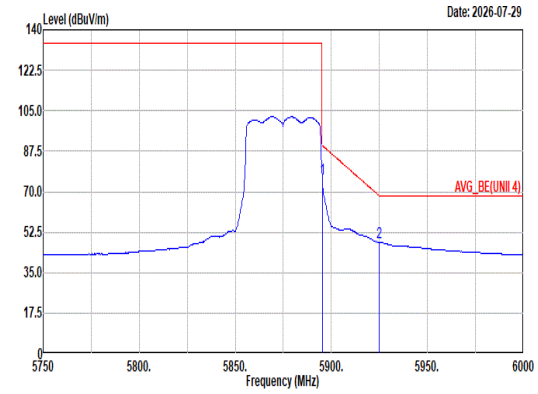 Site : 03CH13-HY Condition: AVG_BE(UNII 4) 3m HORN_9120D_1326 VERTICAL : RBW:1000.000kHz VBW:0.010kHz SWT:Auto Limit Read Ant Cable Preamp Aux APos TPos Freq Level Line Margin Level Factor Loss Factor Factor Remark MHz dBuV/m dBuV/m dB dBuV dB/m dB dB dB cm deg 1 5895.25 75.59 90.02 -14.43 67.39 34.28 10.81 36.89 0.00 100 75 Average 2 5925.00 48.08 68.20 -20.12 39.85 34.30 10.83 36.90 0.00 100 75 Average	Blank

Mode	16	
	Band Edge - L	
	U-NII-4_5.725-5.85_802.11ax HE80_CH171_Full RU_5855MHz	
ANT	MIMO	
Pol.	Horizontal	Fundamental
Peak	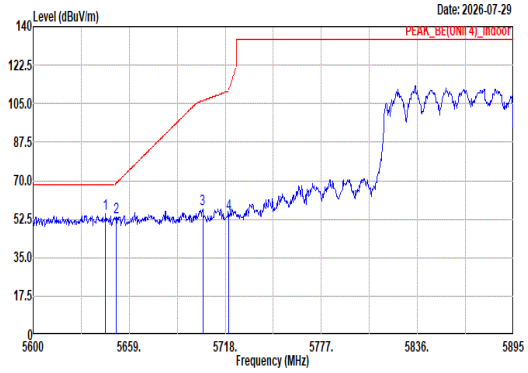 Site : 03CH13-HY Condition: PEAK_BE(UNII 4)_indoor 3m HORN_9120D_1326 HORIZONTAL : RBW:1000.000kHz VBW:3000.000kHz SWT:Auto Freq Level Limit Line Margin Read Level Ant Factor Cable Loss Preamp Factor Aux Factor APos TPos Remark MHz dBuV/m dBuV/m dB dBuV dB/m dB dB dB cm deg 1 5644.55 54.90 68.20 -13.30 48.18 32.98 10.54 36.80 0.00 105 154 Peak 2 5651.04 53.55 68.97 -15.42 46.80 33.01 10.54 36.80 0.00 105 154 Peak 3 5704.14 56.91 106.36 -49.45 49.70 33.42 10.61 36.82 0.00 105 154 Peak 4 5720.07 54.91 110.95 -56.04 47.59 33.52 10.63 36.83 0.00 105 154 Peak	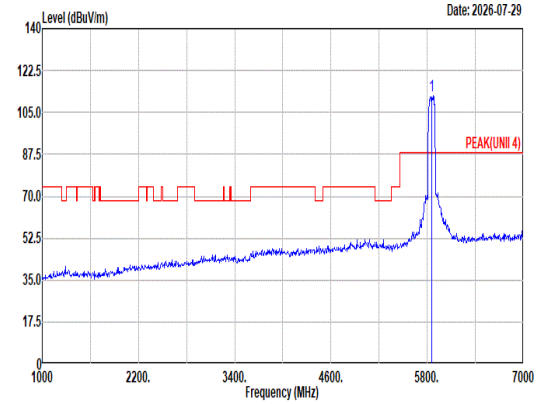 Site : 03CH13-HY Condition: PEAK(UNII 4) 3m HORN_9120D_1326 HORIZONTAL : RBW:1000.000kHz VBW:3000.000kHz SWT:Auto Freq Level Limit Line Margin Read Level Ant Factor Cable Loss Preamp Factor Aux Factor APos TPos Remark MHz dBuV/m dBuV/m dB dBuV dB/m dB dB dB cm deg 1 5855.00 111.85 88.20 23.65 103.84 34.12 10.77 36.88 0.00 105 154 Peak
Avg	Blank	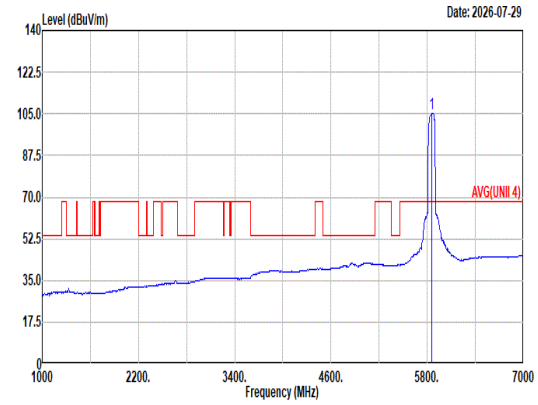 Site : 03CH13-HY Condition: AVG(UNII 4) 3m HORN_9120D_1326 HORIZONTAL : RBW:1000.000kHz VBW:0.010kHz SWT:Auto Freq Level Limit Line Margin Read Level Ant Factor Cable Loss Preamp Factor Aux Factor APos TPos Remark MHz dBuV/m dBuV/m dB dBuV dB/m dB dB dB cm deg 1 5855.00 105.24 68.20 37.04 97.23 34.12 10.77 36.88 0.00 105 154 Average

Mode	16	
	Band Edge - R	
	U-NII-4_5.725-5.85_802.11ax HE80_CH171_Full RU_5855MHz	
ANT	MIMO	
Pol.	Horizontal	Fundamental
Peak	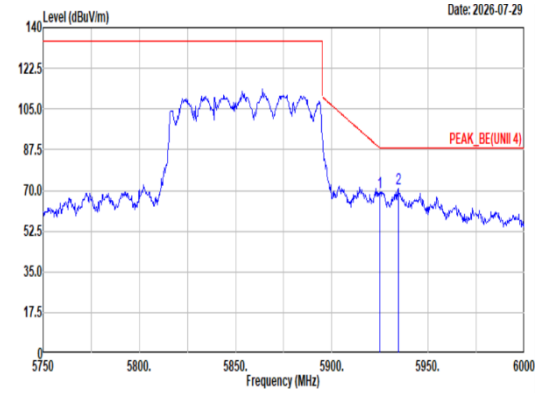 Site : 03CH13-HY Condition: PEAK_BE(UNII 4) 3m HORN_9120D_1326 HORIZONTAL : RBW:1000.000kHz VBW:3000.000kHz SWT:Auto Detector : PEAK Mode : 100 Setting : 19 Limit Read Ant Cable Preamp Aux APos TPos Freq Level Line Margin Level Factor Loss Factor Factor Remark MHz dBuV/m dBuV/m dB dBuV dB/m dB dB dB cm deg 1 5925.00 69.26 88.20 -18.94 61.03 34.30 10.83 36.90 0.00 105 154 Peak 2 5934.50 71.01 88.20 -17.19 62.78 34.30 10.84 36.91 0.00 105 154 Peak	Blank
Avg	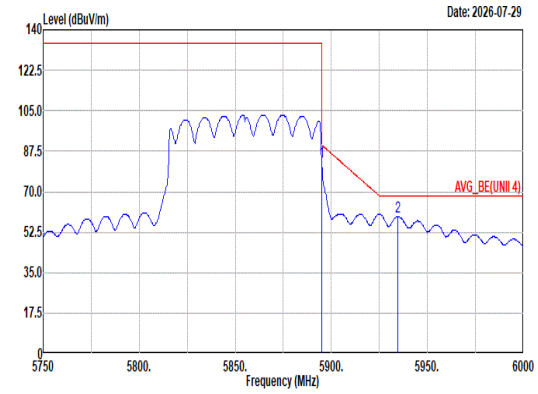 Site : 03CH13-HY Condition: AVG_BE(UNII 4) 3m HORN_9120D_1326 HORIZONTAL : RBW:1000.000kHz VBW:0.010kHz SWT:Auto Limit Read Ant Cable Preamp Aux APos TPos Freq Level Line Margin Level Factor Loss Factor Factor Remark MHz dBuV/m dBuV/m dB dBuV dB/m dB dB dB cm deg 1 5895.00 83.01 90.20 -7.19 74.81 34.28 10.81 36.89 0.00 105 154 Average 2 5934.50 59.30 68.20 -8.90 51.07 34.30 10.84 36.91 0.00 105 154 Average	Blank

Mode	16	
	Band Edge - L	
	U-NII-4_5.725-5.85_802.11ax HE80_CH171_Full RU_5855MHz	
ANT	MIMO	
Pol.	Vertical	Fundamental
Peak	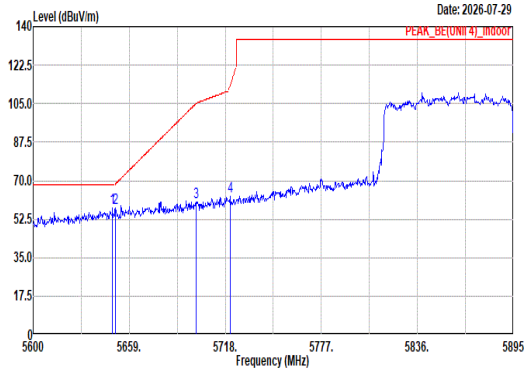 Site : 03CH13-HY Condition: PEAK_BE(UNII 4)_indoor 3m HORN_9120D_1326 VERTICAL : RBW:1000.000kHz VBW:3000.000kHz SWT:Auto Freq Level Limit Line Margin Read Level Ant Factor Cable Loss Preamp Factor Aux Factor APos TPos Remark MHz dBuV/m dBuV/m dB dBuV dB/m dB dB dB cm deg 1 5648.68 57.54 68.20 -10.66 50.81 32.99 10.54 36.80 0.00 100 75 Peak 2 5650.45 57.77 68.53 -10.76 51.03 33.00 10.54 36.80 0.00 100 75 Peak 3 5700.01 60.21 105.20 -44.99 53.02 33.40 10.61 36.82 0.00 100 75 Peak 4 5720.95 62.99 112.97 -49.98 55.66 33.53 10.63 36.83 0.00 100 75 Peak	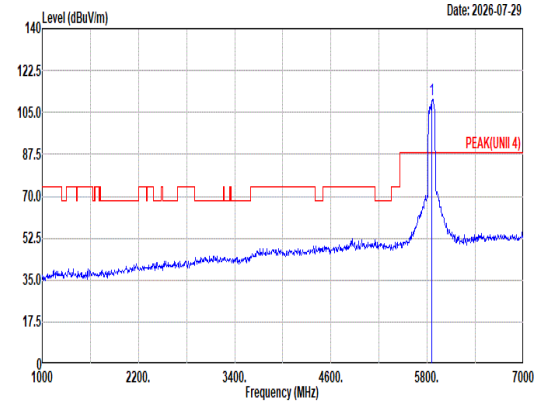 Site : 03CH13-HY Condition: PEAK(UNII 4) 3m HORN_9120D_1326 VERTICAL : RBW:1000.000kHz VBW:3000.000kHz SWT:Auto Freq Level Limit Line Margin Read Level Ant Factor Cable Loss Preamp Factor Aux Factor APos TPos Remark MHz dBuV/m dBuV/m dB dBuV dB/m dB dB dB cm deg 1 5855.00 110.65 88.20 22.45 102.64 34.12 10.77 36.88 0.00 100 75 Peak
Avg	Blank	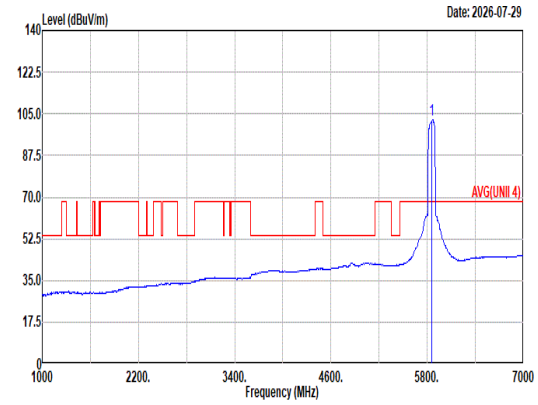 Site : 03CH13-HY Condition: AVG(UNII 4) 3m HORN_9120D_1326 VERTICAL : RBW:1000.000kHz VBW:0.010kHz SWT:Auto Freq Level Limit Line Margin Read Level Ant Factor Cable Loss Preamp Factor Aux Factor APos TPos Remark MHz dBuV/m dBuV/m dB dBuV dB/m dB dB dB cm deg 1 5855.00 102.45 68.20 34.25 94.44 34.12 10.77 36.88 0.00 100 75 Average

Mode	16	
	Band Edge - R	
	U-NII-4_5.725-5.85_802.11ax HE80_CH171_Full RU_5855MHz	
ANT	MIMO	
Pol.	Vertical	Fundamental
Peak	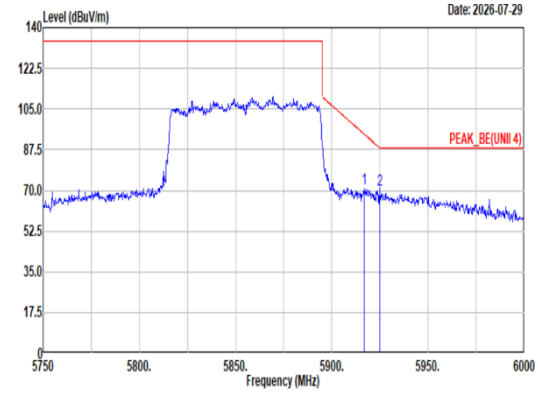 Site : 03CH13-HY Condition: PEAK_BE(UNII 4) 3m HORN_9120D_1326 VERTICAL : RBW:1000.000kHz VBW:3000.000kHz SWT:Auto Detector : PEAK Mode : 100 Setting : 19 Limit Read Ant Cable Preamp Aux APos TPos Freq Level Line Margin Level Factor Loss Factor Factor Remark MHz dBuV/m dBuV/m dB dBuV dB/m dB dB dB cm deg 1 5917.00 70.96 94.06 -23.10 62.74 34.30 10.82 36.90 0.00 100 75 Peak 2 5925.00 70.47 88.20 -17.73 62.24 34.30 10.83 36.90 0.00 100 75 Peak	Blank
Avg	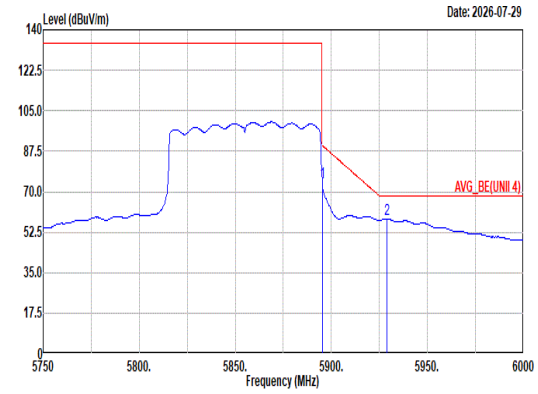 Site : 03CH13-HY Condition: AVG_BE(UNII 4) 3m HORN_9120D_1326 VERTICAL : RBW:1000.000kHz VBW:0.010kHz SWT:Auto Limit Read Ant Cable Preamp Aux APos TPos Freq Level Line Margin Level Factor Loss Factor Factor Remark MHz dBuV/m dBuV/m dB dBuV dB/m dB dB dB cm deg 1 5895.25 74.09 90.02 -15.93 65.89 34.28 10.81 36.89 0.00 100 75 Average 2 5928.75 58.19 68.20 -10.01 49.96 34.30 10.83 36.90 0.00 100 75 Average	Blank

Mode	17	
	Band Edge - L	
	U-NII-4_5.725-5.85_802.11ax HE160_CH163_Full RU_5815MHz	
ANT	MIMO	
Pol.	Horizontal	Fundamental
Peak	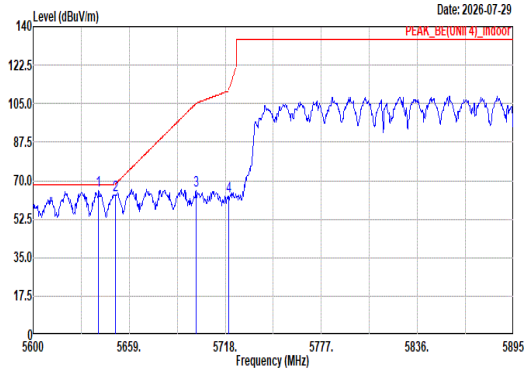 Site : 03CH13-HY Condition: PEAK_BE(UNII 4)_indoor 3m HORN_9120D_1326 HORIZONTAL : RBW:1000.000kHz VBW:3000.000kHz SWT:Auto Freq Level Limit Line Margin Read Level Ant Factor Cable Loss Preamp Factor Aux Factor APos TPos Remark MHz dBuV/m dBuV/m dB dBuV dB/m dB dB dB cm deg 1 5640.12 65.36 68.20 -2.84 58.67 32.96 10.53 36.80 0.00 100 153 Peak 2 5650.45 63.64 68.53 -4.89 56.90 33.00 10.54 36.80 0.00 100 153 Peak 3 5700.01 65.34 105.20 -39.86 58.15 33.40 10.61 36.82 0.00 100 153 Peak 4 5720.07 62.65 110.95 -48.30 55.33 33.52 10.63 36.83 0.00 100 153 Peak	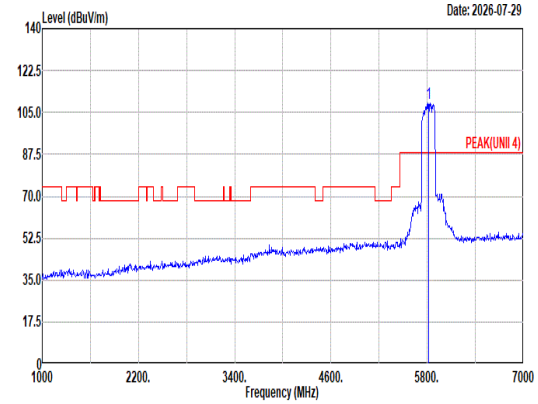 Site : 03CH13-HY Condition: PEAK(UNII 4) 3m HORN_9120D_1326 HORIZONTAL : RBW:1000.000kHz VBW:3000.000kHz SWT:Auto Freq Level Limit Line Margin Read Level Ant Factor Cable Loss Preamp Factor Aux Factor APos TPos Remark MHz dBuV/m dBuV/m dB dBuV dB/m dB dB dB cm deg 1 5815.00 108.91 88.20 20.71 101.00 34.03 10.74 36.86 0.00 100 153 Peak
Avg	Blank	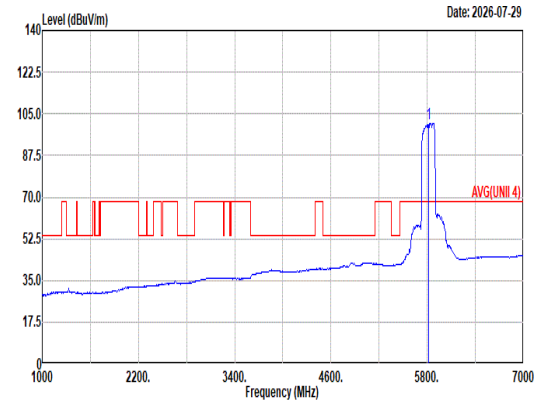 Site : 03CH13-HY Condition: AVG(UNII 4) 3m HORN_9120D_1326 HORIZONTAL : RBW:1000.000kHz VBW:0.010kHz SWT:Auto Freq Level Limit Line Margin Read Level Ant Factor Cable Loss Preamp Factor Aux Factor APos TPos Remark MHz dBuV/m dBuV/m dB dBuV dB/m dB dB dB cm deg 1 5815.00 101.02 68.20 32.82 93.11 34.03 10.74 36.86 0.00 100 153 Average

Mode	17	
	Band Edge - R	
	U-NII-4_5.725-5.85_802.11ax HE160_CH163_Full RU_5815MHz	
ANT	MIMO	
Pol.	Horizontal	Fundamental
Peak	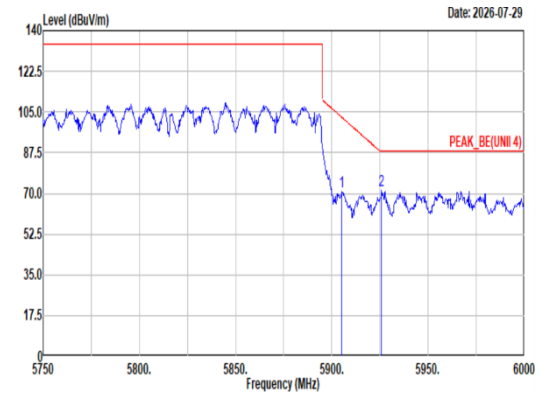 Site : 03CH13-HY Condition: PEAK_BE(UNII 4) 3m HORN_9120D_1326 HORIZONTAL : RBW:1000.000kHz VBW:3000.000kHz SWT:Auto Detector : PEAK Mode : 101 Setting : 18.5 Limit Read Ant Cable Preamp Aux APos TPos Freq Level Line Margin Level Factor Loss Factor Factor Remark MHz dBuV/m dBuV/m dB dBuV dB/m dB dB dB cm deg 1 5905.25 70.80 102.67 -31.87 62.59 34.30 10.81 36.90 0.00 100 153 Peak 2 5925.75 71.50 88.20 -16.70 63.27 34.30 10.83 36.90 0.00 100 153 Peak	Blank
Avg	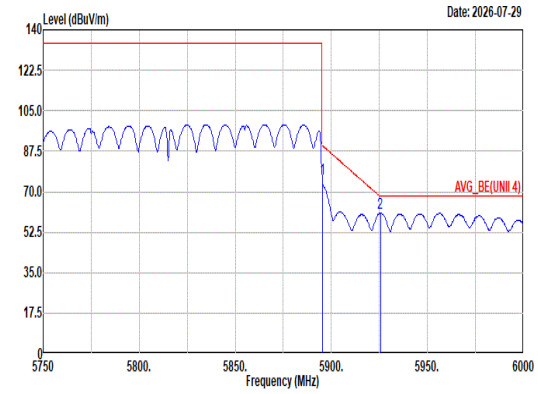 Site : 03CH13-HY Condition: AVG_BE(UNII 4) 3m HORN_9120D_1326 HORIZONTAL : RBW:1000.000kHz VBW:0.010kHz SWT:Auto Limit Read Ant Cable Preamp Aux APos TPos Freq Level Line Margin Level Factor Loss Factor Factor Remark MHz dBuV/m dBuV/m dB dBuV dB/m dB dB dB cm deg 1 5895.25 75.45 90.02 -14.57 67.25 34.28 10.81 36.89 0.00 100 153 Average 2 5925.50 60.75 68.20 -7.45 52.52 34.30 10.83 36.90 0.00 100 153 Average	Blank

Mode	17	
	Band Edge - L	
	U-NII-4_5.725-5.85_802.11ax HE160_CH163_Full RU_5815MHz	
ANT	MIMO	
Pol.	Vertical	Fundamental
Peak	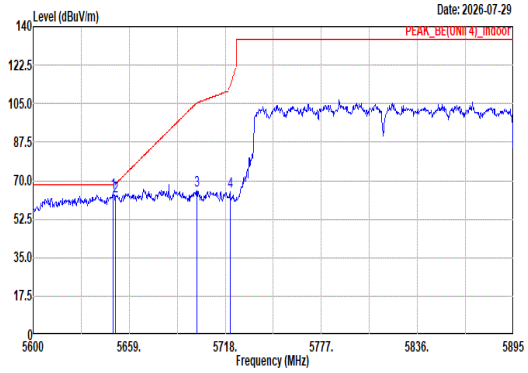 Site : 03CH13-HY Condition: PEAK_BE(UNII 4)_indoor 3m HORN_9120D_1326 VERTICAL : RBW:1000.000kHz VBW:3000.000kHz SWT:Auto Freq Level Limit Line Margin Read Level Ant Factor Cable Loss Preamp Factor Aux Factor APos TPos Remark MHz dBuV/m dBuV/m dB dBuV dB/m dB dB dB cm deg 1 5648.97 64.67 68.20 -3.53 57.93 33.00 10.54 36.80 0.00 300 63 Peak 2 5650.45 62.95 68.53 -5.58 56.21 33.00 10.54 36.80 0.00 300 63 Peak 3 5700.60 65.43 105.37 -39.94 58.24 33.40 10.61 36.82 0.00 300 63 Peak 4 5720.95 64.76 112.97 -48.21 57.43 33.53 10.63 36.83 0.00 300 63 Peak	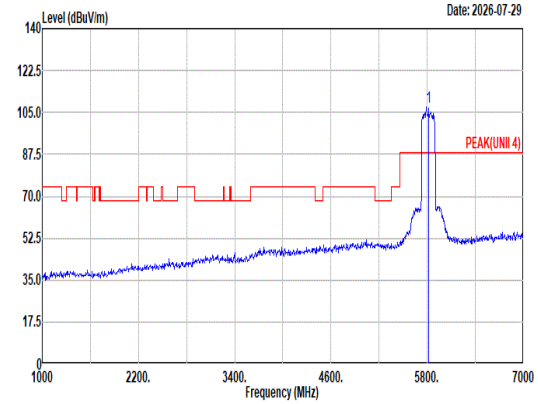 Site : 03CH13-HY Condition: PEAK(UNII 4) 3m HORN_9120D_1326 VERTICAL : RBW:1000.000kHz VBW:3000.000kHz SWT:Auto Freq Level Limit Line Margin Read Level Ant Factor Cable Loss Preamp Factor Aux Factor APos TPos Remark MHz dBuV/m dBuV/m dB dBuV dB/m dB dB dB cm deg 1 5815.00 107.15 88.20 18.95 99.24 34.03 10.74 36.86 0.00 300 63 Peak
Avg	Blank	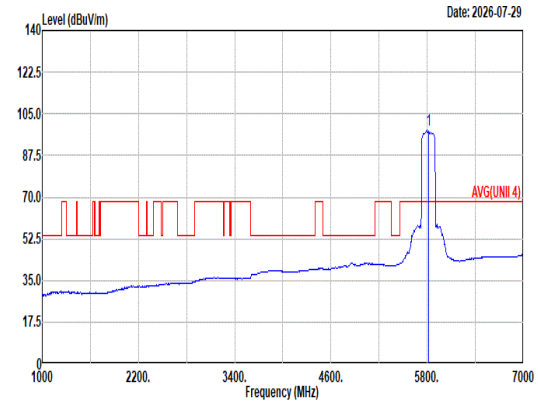 Site : 03CH13-HY Condition: AVG(UNII 4) 3m HORN_9120D_1326 VERTICAL : RBW:1000.000kHz VBW:0.010kHz SWT:Auto Freq Level Limit Line Margin Read Level Ant Factor Cable Loss Preamp Factor Aux Factor APos TPos Remark MHz dBuV/m dBuV/m dB dBuV dB/m dB dB dB cm deg 1 5815.00 98.09 68.20 29.89 90.18 34.03 10.74 36.86 0.00 300 63 Average

Mode	17	
	Band Edge - R	
	U-NII-4_5.725-5.85_802.11ax HE160_CH163_Full RU_5815MHz	
ANT	MIMO	
Pol.	Vertical	Fundamental
Peak	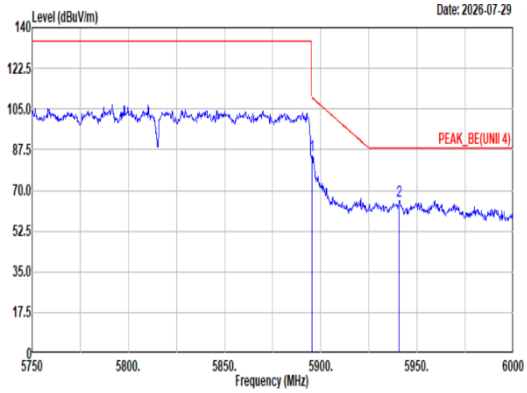 Site : 03CH13-HY Condition: PEAK_BE(UNII 4) 3m HORN_9120D_1326 VERTICAL : RBW:1000.000kHz VBW:3000.000kHz SWT:Auto Detector : PEAK Mode : 101 Setting : 18.5 Limit Read Ant Cable Preamp Aux APos TPos Freq Level Line Margin Level Factor Loss Factor Factor Remark MHz dBuV/m dBuV/m dB dBuV dB/m dB dB dB cm deg 1 5895.25 85.20 110.02 -24.82 77.00 34.28 10.81 36.89 0.00 300 63 Peak 2 5940.75 65.63 88.20 -22.57 57.40 34.30 10.84 36.91 0.00 300 63 Peak	Blank
Avg	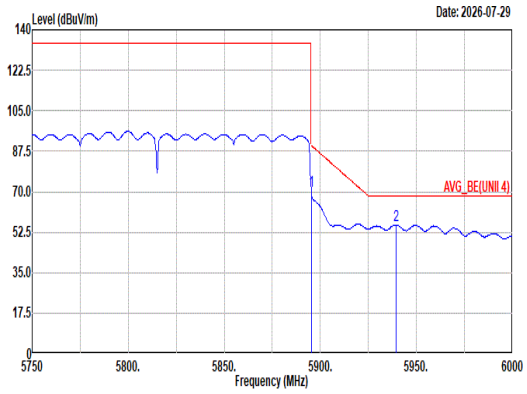 Site : 03CH13-HY Condition: AVG_BE(UNII 4) 3m HORN_9120D_1326 VERTICAL : RBW:1000.000kHz VBW:0.010kHz SWT:Auto Limit Read Ant Cable Preamp Aux APos TPos Freq Level Line Margin Level Factor Loss Factor Factor Remark MHz dBuV/m dBuV/m dB dBuV dB/m dB dB dB cm deg 1 5895.25 70.22 90.02 -19.80 62.02 34.28 10.81 36.89 0.00 300 63 Average 2 5939.50 55.59 68.20 -12.61 47.36 34.30 10.84 36.91 0.00 300 63 Average	Blank

Mode	18	
	Band Edge - L	
	U-NII-4_5.725-5.85_802.11ax HE20_CH177_Partial_106/54RU _5885MHz	
ANT	MIMO	
Pol.	Horizontal	Fundamental
Peak	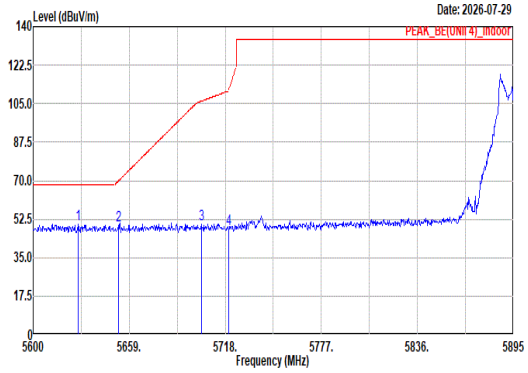 Site : 03CH13-HY Condition: PEAK_BE(UNII 4)_indoor 3m HORN_9120D_1326 HORIZONTAL : RBW:1000.000kHz VBW:3000.000kHz SWT:Auto Freq Level Limit Line Margin Read Level Ant Factor Cable Loss Preamp Factor Aux Factor APos TPos Remark MHz dBuV/m dBuV/m dB dBuV dB/m dB dB dB cm deg 1 5627.44 49.97 68.20 -18.23 43.35 32.91 10.51 36.80 0.00 100 157 Peak 2 5652.22 49.89 69.85 -19.96 43.12 33.02 10.55 36.80 0.00 100 157 Peak 3 5703.25 50.45 106.11 -55.66 43.24 33.42 10.61 36.82 0.00 100 157 Peak 4 5720.07 48.01 110.95 -62.94 40.69 33.52 10.63 36.83 0.00 100 157 Peak	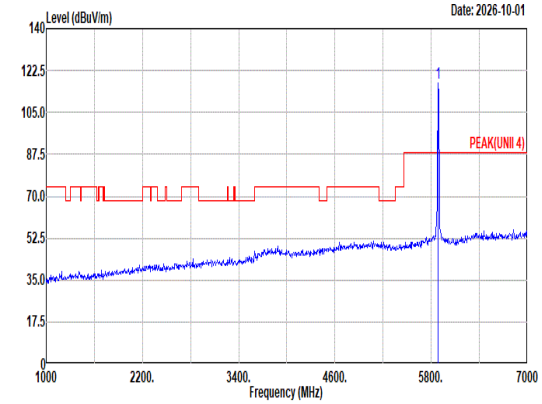 Site : 03CH13-HY Condition: PEAK(UNII 4) 3m DRH18-E_DU2F13A18ES HORIZONTAL : RBW:1000.000kHz VBW:3000.000kHz SWT:Auto Freq Level Limit Line Margin Read Level Ant Factor Cable Loss Preamp Factor Aux Factor APos TPos Remark MHz dBuV/m dBuV/m dB dBuV dB/m dB dB dB cm deg 1 5885.00 117.15 ------ ------ 109.34 33.90 10.80 36.89 0.00 100 158 Peak
Avg	Blank	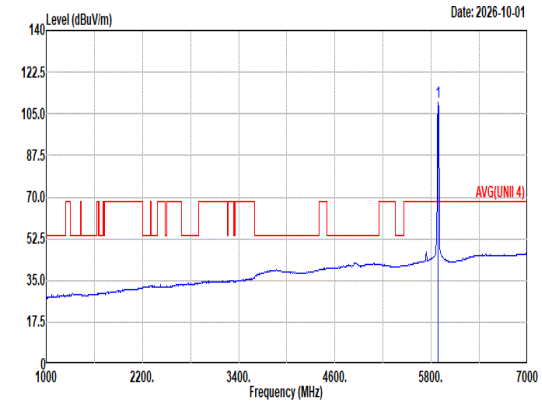 Site : 03CH13-HY Condition: AVG(UNII 4) 3m DRH18-E_DU2F13A18ES HORIZONTAL : RBW:1000.000kHz VBW:0.010kHz SWT:Auto Freq Level Limit Line Margin Read Level Ant Factor Cable Loss Preamp Factor Aux Factor APos TPos Remark MHz dBuV/m dBuV/m dB dBuV dB/m dB dB dB cm deg 1 5885.00 109.69 ------ ------ 101.88 33.90 10.80 36.89 0.00 100 158 Average

Mode	18	
	Band Edge - R	
	U-NII-4_5.725-5.85_802.11ax HE20_CH177_Partial_106/54RU _5885MHz	
ANT	MIMO	
Pol.	Horizontal	Fundamental
Peak	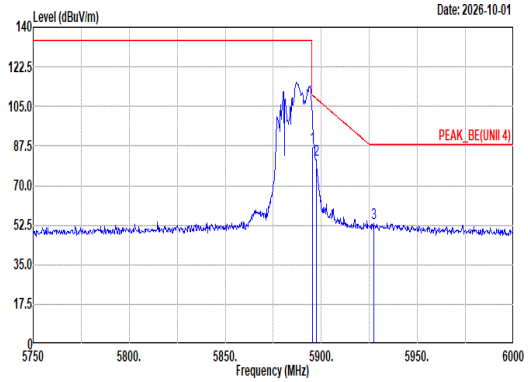 Site : 03CH13-HY Condition: PEAK_BE(UNII 4) 3m DRH18-E_DU2F13A18ES HORIZONTAL : RBW:1000.000kHz VBW:3000.000kHz SWT:Auto Limit Read Ant Cable Preamp Aux APos TPos Freq Level Line Margin Level Factor Loss Factor Factor Remark MHz dBuV/m dBuV/m dB dBuV dB/m dB dB dB cm deg 1 5895.25 86.91 110.02 -23.11 79.09 33.90 10.81 36.89 0.00 100 158 Peak 2 5897.25 81.27 108.55 -27.28 73.45 33.90 10.81 36.89 0.00 100 158 Peak 3 5927.25 53.34 88.20 -34.86 45.51 33.90 10.83 36.90 0.00 100 158 Peak	Blank
Avg	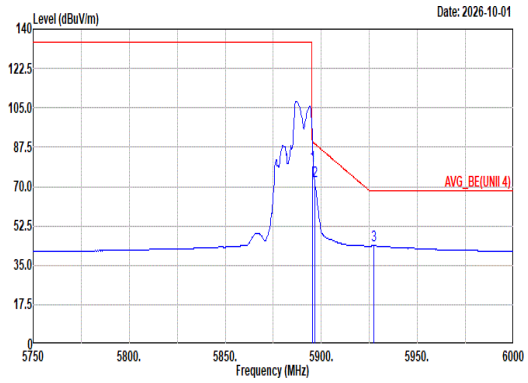 Site : 03CH13-HY Condition: AVG_BE(UNII 4) 3m DRH18-E_DU2F13A18ES HORIZONTAL : RBW:1000.000kHz VBW:0.010kHz SWT:Auto Limit Read Ant Cable Preamp Aux APos TPos Freq Level Line Margin Level Factor Loss Factor Factor Remark MHz dBuV/m dBuV/m dB dBuV dB/m dB dB dB cm deg 1 5895.25 79.12 90.02 -10.90 71.30 33.90 10.81 36.89 0.00 100 158 Average 2 5896.50 72.47 89.10 -16.63 64.65 33.90 10.81 36.89 0.00 100 158 Average 3 5927.25 43.76 68.20 -24.44 35.93 33.90 10.83 36.90 0.00 100 158 Average	Blank

Mode	18	
	Band Edge - L	
	U-NII-4_5.725-5.85_802.11ax HE20_CH177_Partial_106/54RU _5885MHz	
ANT	MIMO	
Pol.	Vertical	Fundamental
Peak	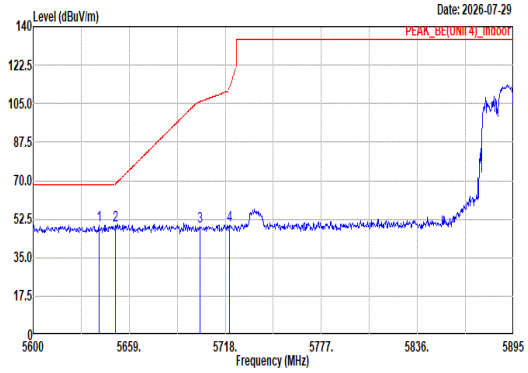 Site : 03CH13-HY Condition: PEAK_BE(UNII 4)_indoor 3m HORN_9120D_1326 VERTICAL : RBW:1000.000kHz VBW:3000.000kHz SWT:Auto Freq Level Limit Line Margin Read Level Ant Factor Cable Loss Preamp Factor Aux Factor APos TPos Remark MHz dBuV/m dBuV/m dB dBuV dB/m dB dB dB cm deg 1 5640.42 49.83 68.20 -18.37 43.14 32.96 10.53 36.80 0.00 100 79 Peak 2 5650.74 49.56 68.75 -19.19 42.81 33.01 10.54 36.80 0.00 100 79 Peak 3 5702.66 49.20 105.95 -56.75 41.99 33.42 10.61 36.82 0.00 100 79 Peak 4 5720.36 49.45 111.62 -62.17 42.13 33.52 10.63 36.83 0.00 100 79 Peak	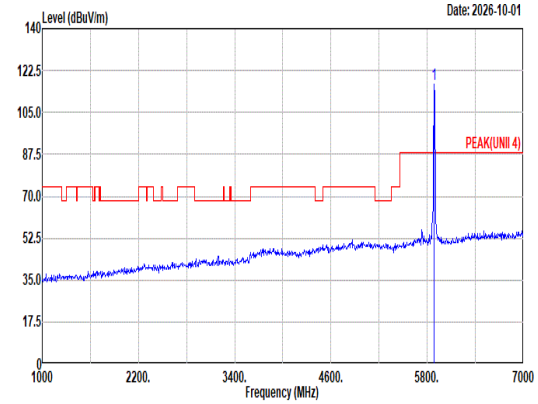 Site : 03CH13-HY Condition: PEAK(UNII 4) 3m DRH18-E_DU2F13A18ES VERTICAL : RBW:1000.000kHz VBW:3000.000kHz SWT:Auto Freq Level Limit Line Margin Read Level Ant Factor Cable Loss Preamp Factor Aux Factor APos TPos Remark MHz dBuV/m dBuV/m dB dBuV dB/m dB dB dB cm deg 1 5885.00 116.52 ------ ------ 108.71 33.90 10.80 36.89 0.00 102 81 Peak
Avg	Blank	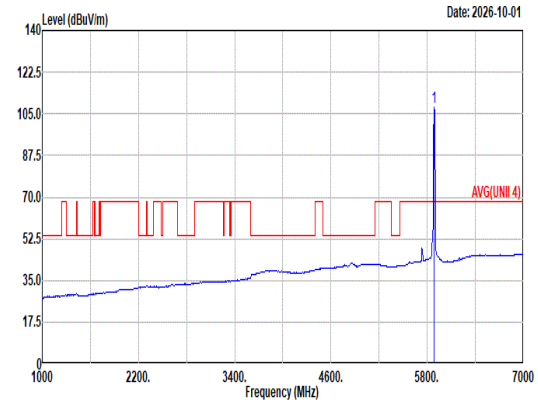 Site : 03CH13-HY Condition: AVG(UNII 4) 3m DRH18-E_DU2F13A18ES VERTICAL : RBW:1000.000kHz VBW:0.010kHz SWT:Auto Freq Level Limit Line Margin Read Level Ant Factor Cable Loss Preamp Factor Aux Factor APos TPos Remark MHz dBuV/m dBuV/m dB dBuV dB/m dB dB dB cm deg 1 5885.00 107.80 ------ ------ 99.99 33.90 10.80 36.89 0.00 102 81 Average

Mode	18	
	Band Edge - R	
	U-NII-4_5.725-5.85_802.11ax HE20_CH177_Partial_106/54RU _5885MHz	
ANT	MIMO	
Pol.	Vertical	Fundamental
Peak	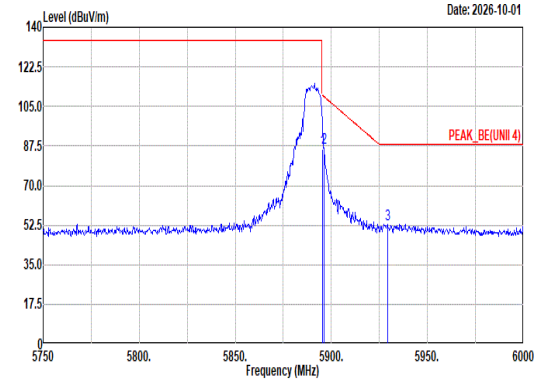 Site : 03CH13-HY Condition: PEAK_BE(UNII 4) 3m DRH18-E_DU2F13A18ES VERTICAL : RBW:1000.000kHz VBW:3000.000kHz SWT:Auto Limit Read Ant Cable Preamp Aux APos TPos Freq Level Line Margin Level Factor Loss Factor Factor Remark MHz dBuV/m dBuV/m dB dBuV dB/m dB dB dB cm deg 1 5895.25 85.91 110.02 -24.11 78.09 33.90 10.81 36.89 0.00 102 81 Peak 2 5896.25 86.54 109.28 -22.74 78.72 33.90 10.81 36.89 0.00 102 81 Peak 3 5929.25 52.88 88.20 -35.32 45.05 33.90 10.83 36.90 0.00 102 81 Peak	Blank
Avg	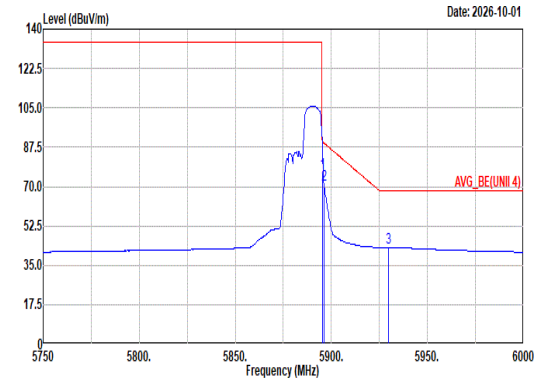 Site : 03CH13-HY Condition: AVG_BE(UNII 4) 3m DRH18-E_DU2F13A18ES VERTICAL : RBW:1000.000kHz VBW:0.010kHz SWT:Auto Limit Read Ant Cable Preamp Aux APos TPos Freq Level Line Margin Level Factor Loss Factor Factor Remark MHz dBuV/m dBuV/m dB dBuV dB/m dB dB dB cm deg 1 5895.25 76.05 90.02 -13.97 68.23 33.90 10.81 36.89 0.00 102 81 Average 2 5896.25 70.57 89.28 -18.71 62.75 33.90 10.81 36.89 0.00 102 81 Average 3 5929.75 42.90 68.20 -25.30 35.07 33.90 10.83 36.90 0.00 102 81 Average	Blank

Mode	19	
	LF	
	U-NII-4_5.725-5.85_802.11ac VHT160_CH163_5815MHz	
ANT	MIMO	
Pol.	Horizontal	Vertical
QP/ Peak	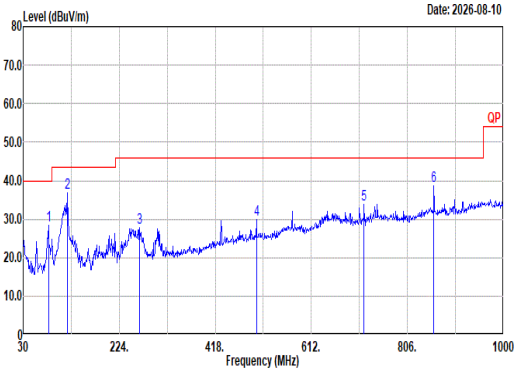 Site : 03CH13-HY Condition: QP 3m BILOG_40103 HORIZONTAL	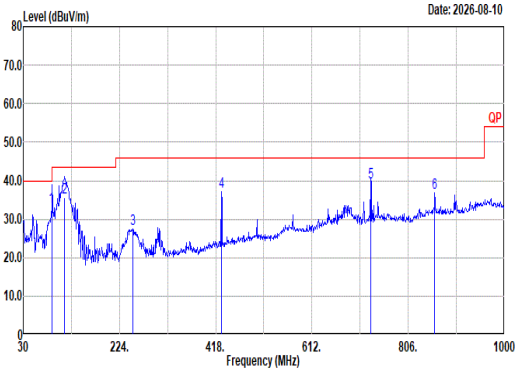 Site : 03CH13-HY Condition: QP 3m BILOG_40103 VERTICAL

Horizontal:

	Freq	Level	Limit Line	Margin	Read Level	Ant Factor	Cable Loss	Preamp Factor	Aux Factor	APos	TPos	Remark
	MHz	dBuV/m	dBuV/m	dB	dBuV	dB/m	dB	dB	dB	cm	deg	
1	81.41	28.47	40.00	-11.53	45.36	13.84	1.30	32.10	0.07	--	--	Peak
2	119.24	36.97	43.50	-6.53	49.99	17.51	1.51	32.11	0.07	--	--	Peak
3	264.74	27.86	46.00	-18.14	37.59	19.84	2.28	31.97	0.12	--	--	Peak
4	501.42	29.92	46.00	-16.08	34.67	24.09	3.07	32.03	0.12	--	--	Peak
5	718.70	33.76	46.00	-12.24	34.79	27.08	3.71	31.96	0.14	--	--	Peak
6	859.35	38.63	46.00	-7.37	36.76	29.19	4.03	31.52	0.17	--	--	Peak

Vertical:

	Freq	Level	Limit Line	Margin	Read Level	Ant Factor	Cable Loss	Preamp Factor	Aux Factor	APos	TPos	Remark
	MHz	dBuV/m	dBuV/m	dB	dBuV	dB/m	dB	dB	dB	cm	deg	
1	87.23	33.07	40.00	-6.93	49.23	14.53	1.34	32.11	0.08	--	--	Peak
2	113.42	35.52	43.50	-7.98	48.87	17.21	1.48	32.11	0.07	100	196	QP
3	251.16	27.40	46.00	-18.60	38.42	18.60	2.23	31.97	0.12	--	--	Peak
4	429.64	37.00	46.00	-9.00	43.50	22.45	2.87	31.92	0.10	--	--	Peak
5	730.34	39.62	46.00	-6.38	40.03	27.65	3.73	31.93	0.14	--	--	Peak
6	859.35	36.97	46.00	-9.03	35.10	29.19	4.03	31.52	0.17	--	--	Peak