Shenzhen Lxc Electronics Technology Co ., Ltd

深圳市连兴创电子科技有限公司

APPROVAL SHEET

承认书

客户（Customer）:_____华拓_____

产品（Product）:_2.4G/5.8G/小 L 天线(L=260MM)

型号（Model）:_____WIFI 天线_____

料号（Part Number）:__LXC1GL260202603070001__

制作人（Written By）:_____唐红交_____

签发时间（Issued Date）:___2026-03-07_____

客户 CUSTOMER

频率范围 **Frequency range**	WIFI:(2.4/5.8)（MHz）
驻波比系数 **VSWR**	<2.0
输入阻抗 **Input Impedance**	50（Ω）
极化方式 **Polarization**	垂直极化 Vertical Polarization
半功率波束（**3dB**）**HPW**	180° H-plane 120° E-plane

RF by		**Checked by**	
ME by		**Date**	
Customer Confirm			

8Project:		Author:Wang	**WIFI 天线**
Date: 2026-03-07			
TEST:	Language:	Check: Zhong	
A	English		

地址：深圳市龙华区大浪街道华芳路 12 号金瑞华工业园 C 栋 4 楼
Address: 4th Floor, Building C, Jinruihua Industrial Park, No. 12 Huafang Road, Daliang Subdistrict, Longhua District, Shenzhen
电话：0755-29195258 传真：0755-29590286

Revision History

Date	Revision	Description of Changes
2026-03-07	RA	Measured with SUS301 sample.

深圳市连兴创电子科技有限公司 1

PROJECT 2

ANTENNA COMPONENTST 3

1 TECHNICAL SUMMARY 3

2 GENERAL DESCRIPTION 3

2.1 Components/Part revisions 3

3 MECHANICAL DESCRIPTION 3

4 ELECTRICAL PERFORMANCE 3

4.1 Set-up 3
4.1.1 VSWR 3
4.1.2 Gain & Radiation Patterns 3
4.1.3 Matching Circuit Description 3

4.2 Measurement Data 3
4.2.1 Active result（GSM） 3

6 Mechanical drawing 5

7 RELIABILITY TESTS 10

7.1 Test content 10

7.2 Test results 10

8 CONCLUSION 9

地址：深圳市龙华区大浪街道华芳路 12 号金瑞华工业园 C 栋 4 楼
电话：0755-29195258 传真：0755-29590286
Shenzhen Lxc Electronics Technology Co ., Ltd

1 Technical Summary

This report summarizes the electrical results of the proposed antenna to support the program. We test the antenna with the latest version handset. And it seems to be acceptable.

2 General Description

2.1 Components/Part revisions

VSWR: Voltage Standing Wave Rate.

3 Mechanical Description

4 Electrical Performance

4.1 Set-up

4.1.1 VSWR

VSWR measurements (S11) were performed using an Agilent 8753D Network Analyzer and the previously described test fixture. Coaxial chokes were used to mitigate surface currents on the outside of the cabling. The testing was performed in free space.

4.1.2 Gain & Radiation Patterns

The gain of the antenna was measured in the Lxc's anechoic chamber. Coaxial chokes on the feed cable were used to mitigate surface currents. The chamber provides less than –30 dB reflectivity from 800 MHz through 3 GHz and an 18" diameter spherical quite zone. The measurement results are calibrated using both dipole and leaky wave horn standards.

4.1.3 Matching Circuit Description

4.2 Measurement Data

4.2.1 Active result（WIFI）

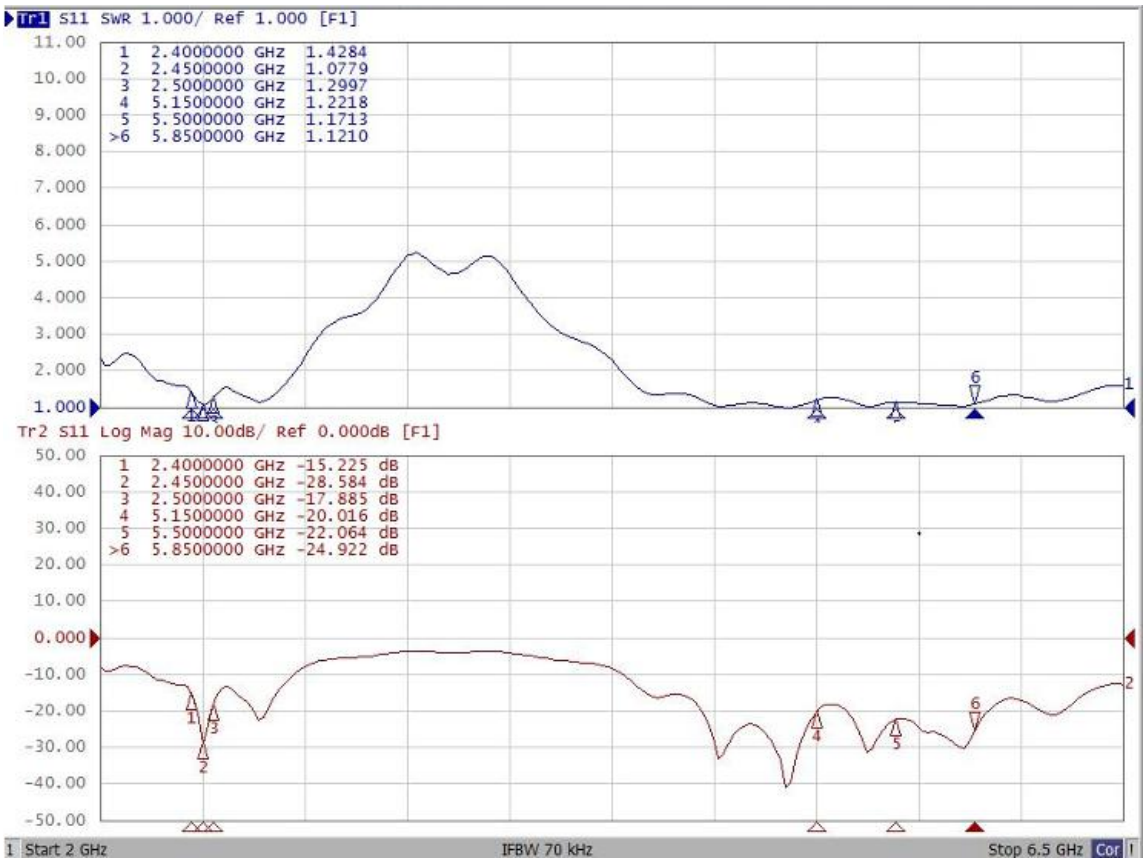

Freq	Effi	Gain
(MHz)	(%)	(dBi)
2400	51. 34	2. 81
2410	50. 3	2. 53
2420	50. 0	2. 35
2430	50. 1	2. 31
2440	55. 3	2. 74
2450	60. 38	3. 07
2460	63. 82	3. 19
2470	62. 92	2. 91
2480	64. 11	2. 96
2490	65. 43	2. 90
2500	65. 83	2. 75

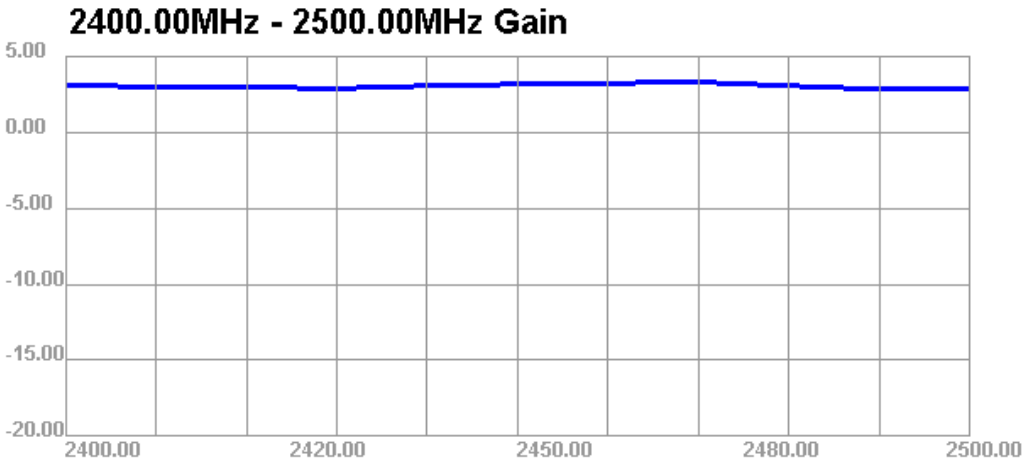

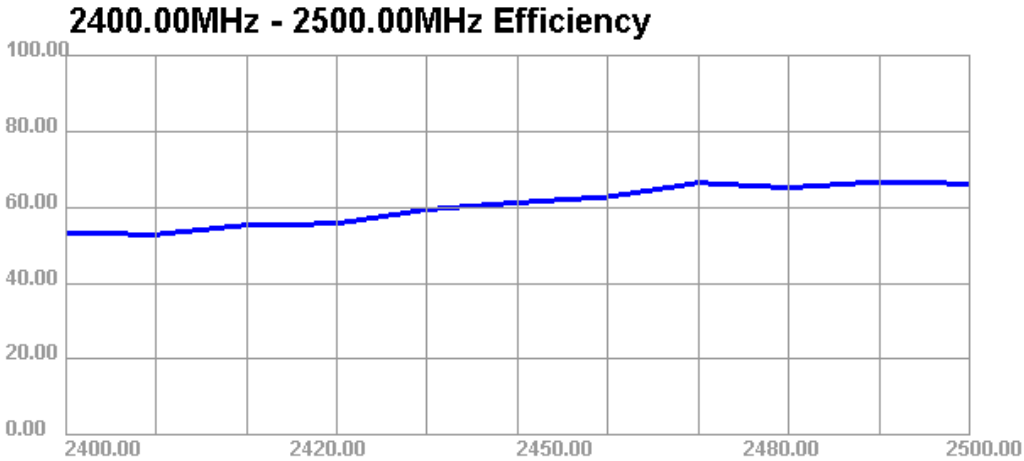

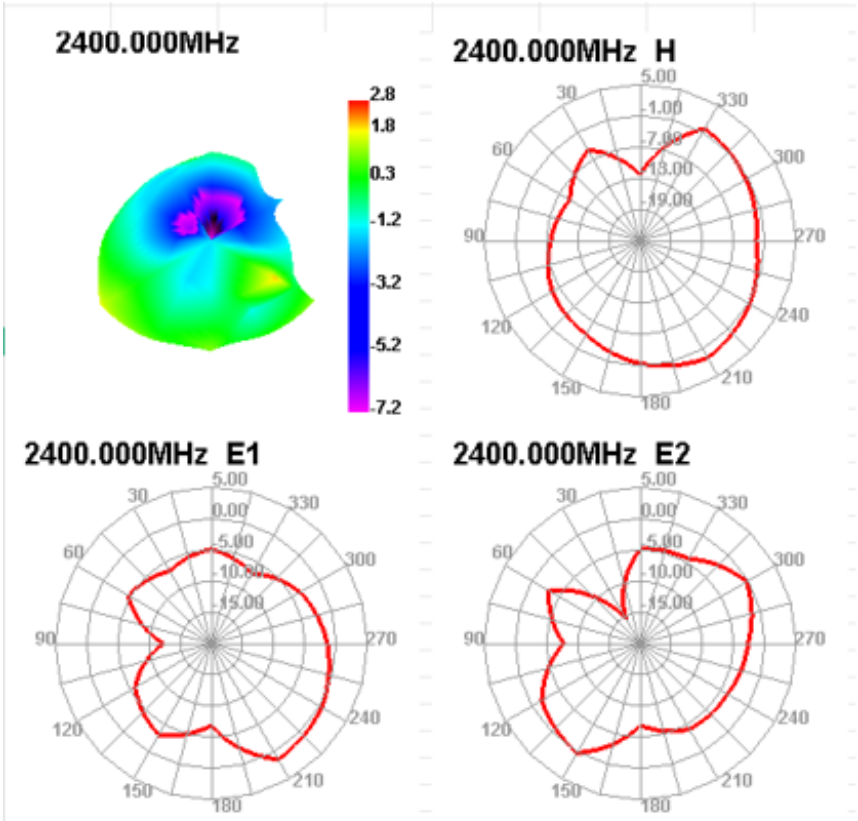

8Project:		Author:Wang	**WIFI 天线**
Date: 2026-03-07			
TEST:	Language:	Check: Zhong	
A	English		

地址：深圳市龙华区大浪街道华芳路 12 号金瑞华工业园 C 栋 4 楼
电话：0755-29195258　　传真：0755-29590286
Shenzhen Lxc Electronics Technology Co ., Ltd

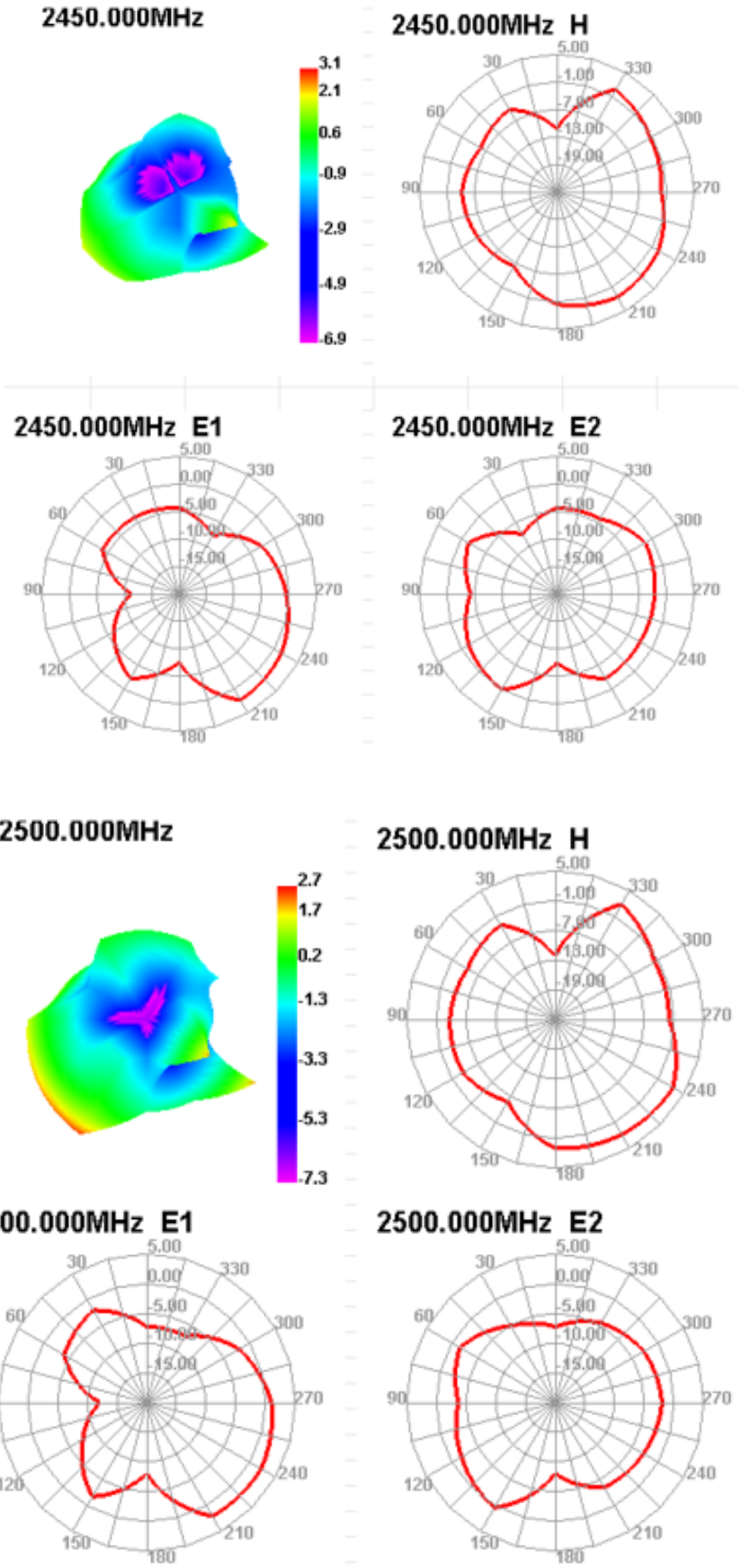

8Project:		Author:Wang	**WIFI 天线**
Date: 2026-03-07			
TEST:	Language:	Check: Zhong	
A	English		

地址：深圳市龙华区大浪街道华芳路 12 号金瑞华工业园 C 栋 4 楼
电话：0755-29195258　传真：0755-29590286
Shenzhen Lxc Electronics Technology Co ., Ltd

Freq (MHz)	Effi (%)	Gain (dBi)
5150	63. 3	2. 52
5350	66. 31	3. 46
5550	55. 09	2. 81
5650	55. 48	2. 76
5850	54. 62	3. 75

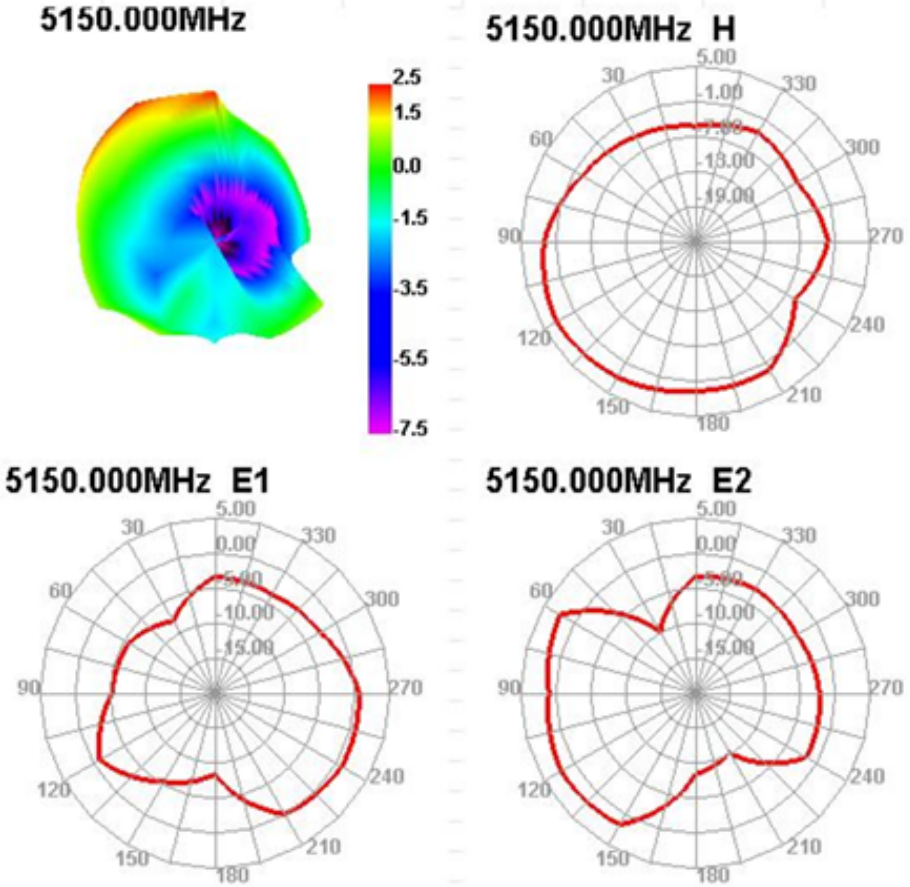

8Project:		Author:Wang	**WIFI 天线**
Date: 2026-03-07			
TEST:	Language:	Check: Zhong	
A	English		

地址：深圳市龙华区大浪街道华芳路 12 号金瑞华工业园 C 栋 4 楼
电话：0755-29195258 传真：0755-29590286
Shenzhen Lxc Electronics Technology Co ., Ltd

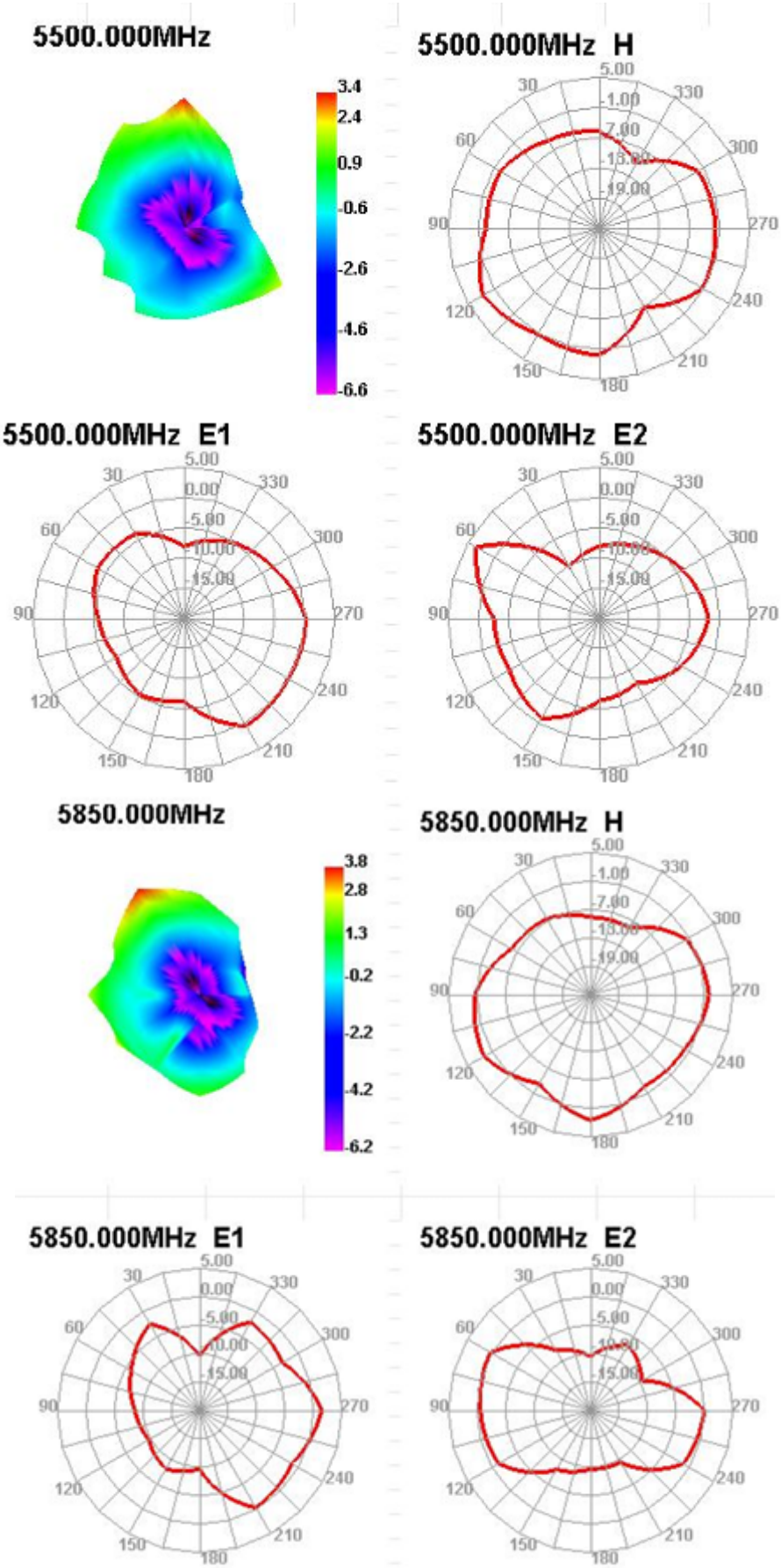

8Project:		Author:Wang	**WIFI 天线**
Date: 2026-03-07			
TEST:	Language:	Check: Zhong	
A	English		

地址：深圳市龙华区大浪街道华芳路 12 号金瑞华工业园 C 栋 4 楼
电话：0755-29195258　传真：0755-29590286
Shenzhen Lxc Electronics Technology Co ., Ltd

6 Mechanical drawing

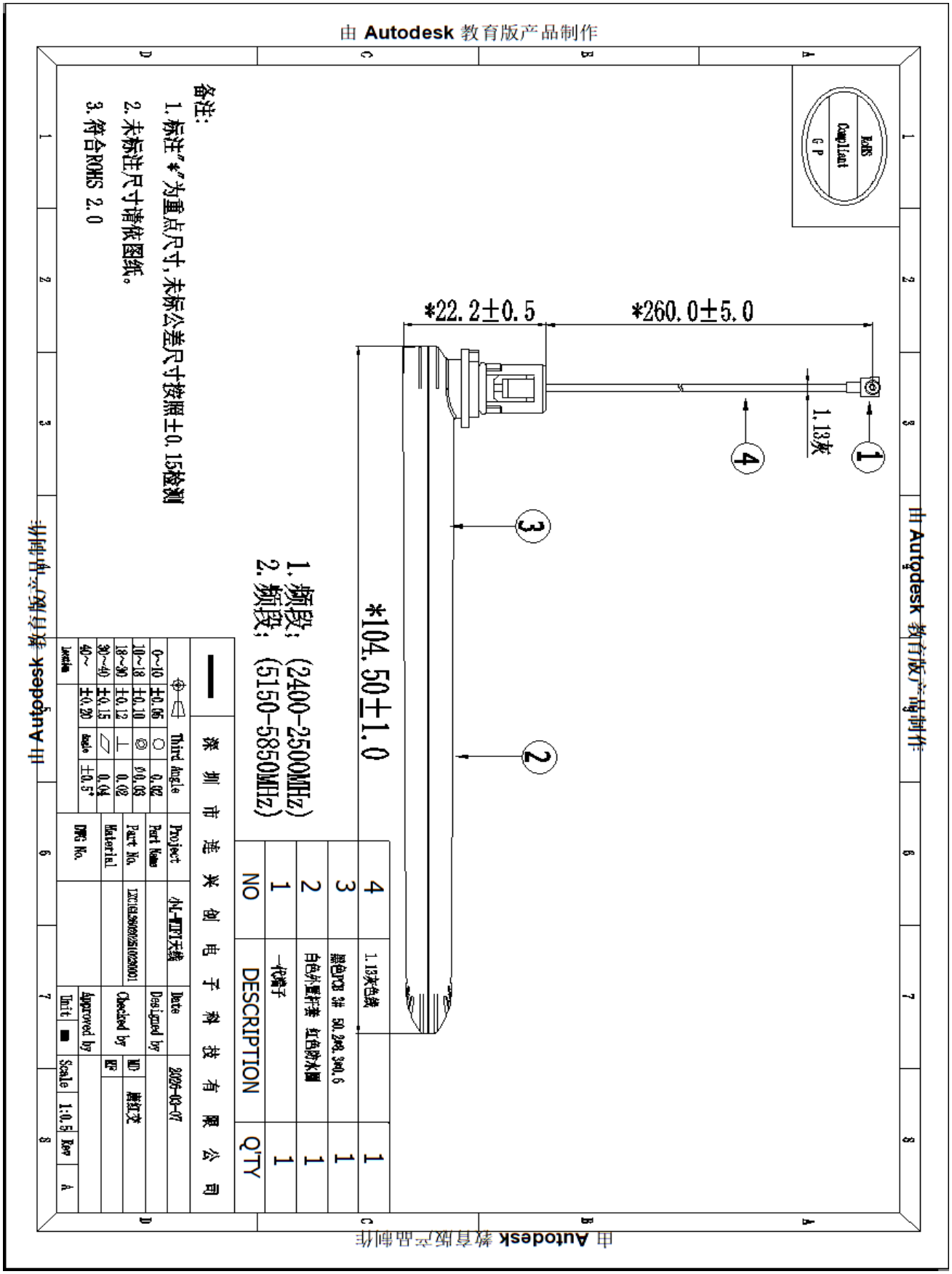

8Project:		Author:Wang	**WIFI 天线**
Date: 2026-03-07			
TEST:	Language:	Check: Zhong	
A	English		

地址：深圳市龙华区大浪街道华芳路 12 号金瑞华工业园 C 栋 4 楼
电话：0755-29195258　　传真：0755-29590286
Shenzhen Lxc Electronics Technology Co ., Ltd

7 Reliability tests

7.1 Test content

No	试验项目	试验方法	判定基准
1	盐水喷雾试验	把盐浓度 5%的溶液喷雾 48HR	不能有变色，歪（变形）脱落等的缺点 腐蚀面积不能过大

7.2 Test results

NO	样品数	试验期间	实验结果	备注
1	50	24 小时	**OK**	技术等级为 9 级 腐蚀<0.4mm
2	50	48 小时	**OK**	技术等级为 9 级 腐蚀<0.4mm

8Conclusion

From the above test results, we can know the electrical performance of the antenna is seems good.

Shenzhen Lxc Electronics Technology Co ., Ltd ,look forward to your confirmation, thank you for your cooperation！

8Project:		Author:Wang	**WIFI 天线**
Date: 2026-03-07			
TEST:	Language:	Check: Zhong	
A	English		

地址：深圳市龙华区大浪街道华芳路 12 号金瑞华工业园 C 栋 4 楼
电话：0755-29195258 传真：0755-29590286
Shenzhen Lxc Electronics Technology Co ., Ltd