Test Photographs
Spurious Radiated Emissions, 30 MHz to 25 GHz



EUT Configuration

Test Photographs
Spurious Radiated Emissions, 30 MHz to 25 GHz

Horizontal Polarization, 30 to 200 MHz

Vertical Polarization, 30 to 200 MHz

Test Photographs
Spurious Radiated Emissions, 30 MHz to 25 GHz

Horizontal Polarization, 200 MHz to 1 GHz



Vertical Polarization, 200 MHz to 1 GHz

Test Photographs
Spurious Radiated Emissions, 30 MHz to 25 GHz

Horizontal Polarization, 1 to 18 GHz

Vertical Polarization, 1 to 18 GHz

Test Photographs
Spurious Radiated Emissions, 30 MHz to 25 GHz

Horizontal Polarization, 18 to 25 GHz



Vertical Polarization, 18 to 25 GHz

FCC Part 15, Subpart B, Section 15.209(a)
Spurious Radiated Emissions, 30 MHz to 25 GHz
Test Data

RETLIF TESTING LABORATORIES

EMISSIONS TEST DATA SHEET

Test Method	Unwanted Emissions into Restricted Frequency Bands	
Customer	Immedia Semiconductor LLC	
Job Number	R-6483N-1	
Test Sample	Blink Mini Indoor Plug-In HD Smart Security Camera	
Model Number	BCM00300U	
Serial Number	G8T1-9000-9514-012C	
Test Specification	FCC Part 15 Subpart C	Paragraph: 15.247(d)
Operating Mode	Streaming video to tablet	
Technician	M. Seamans	
Date	February 20th, 2020	

Notes: Antenna Test Distance: 3 meters Detector: Quasi-Peak <1GHz, Average >1GHz

TEST PARAMETERS

Restricted Band	Measured Frequency	Meter Reading	Correction Factor	Corrected Reading			Converted Reading	Limit at 3M
MHz	MHz	dBuV	dB	dBuV/m			uV/m	uV/m
37.50	-	-	-	-			-	100.00
|	38.00	7.05	12.35	19.40	*		9.33	|
38.25	-	-	-	-			-	100.00
73.00	-	-	-	-			-	100.00
|	74.00	14.27	8.63	22.90	*		13.96	|
74.60	-	-	-	-			-	100.00
74.80	-	-	-	-			-	100.00
|	75.00	11.40	8.60	20.00	*		10.00	|
75.20	-	-	-	-			-	100.00
108.00	-	-	-	-			-	150.00
|	115.00	5.34	14.56	19.90	*		9.89	|
|	-	-	-	-			-	|
121.94	-	-	-	-			-	150.00
123.00	-	-	-	-			-	150.00
|	130.00	6.53	14.67	21.20	*		11.48	|
|	-	-	-	-			-	|
138.00	-	-	-	-			-	150.00

No EUT emissions within 10 dB of the specified test limit were observed at the specified test distance throughout the given frequency spectrum. * This emission is not from the EUT. It is a measurement of minimum measurement system sensitivity (Noise Floor).

RETLIF TESTING LABORATORIES

EMISSIONS TEST DATA SHEET

Test Method	Unwanted Emissions into Restricted Frequency Bands	
Customer	Immedia Semiconductor LLC	
Job Number	R-6483N-1	
Test Sample	Blink Mini Indoor Plug-In HD Smart Security Camera	
Model Number	BCM00300U	
Serial Number	G8T1-9000-9514-012C	
Test Specification	FCC Part 15 Subpart C	Paragraph: 15.247(d)
Operating Mode	Streaming video to tablet	
Technician	M. Seamans	
Date	February 20th, 2020	

Notes: Antenna Test Distance: 3 meters Detector: Quasi-Peak <1GHz, Average >1GHz

TEST PARAMETERS

Restricted Band	Measured Frequency	Meter Reading	Correction Factor	Corrected Reading			Converted Reading	Limit at 3M
MHz	MHz	dBuV	dB	dBuV/m			uV/m	uV/m
149.90	-	-	-	-			-	150.00
|	150.00	8.03	14.37	22.40	*		13.18	|
150.05	-	-	-	-			-	150.00
156.52	-	-	-	-			-	150.00
|	156.52	7.53	15.27	22.80	*		13.80	|
156.52	-	-	-	-			-	150.00
156.70	-	-	-	-			-	150.00
|	156.80	7.59	15.31	22.90	*		13.96	|
156.90	-	-	-	-			-	150.00
162.01	-	-	-	-			-	150.00
|	165.00	6.70	16.50	23.20	*		14.45	|
167.17	-	-	-	-			-	150.00
167.72	-	-	-	-			-	150.00
|	170.00	6.14	17.26	23.40	*		14.79	|
173.20	-	-	-	-			-	150.00

No EUT emissions within 10 dB of the specified test limit were observed at the specified test distance throughout the given frequency spectrum. * This emission is not from the EUT. It is a measurement of minimum measurement system sensitivity (Noise Floor).

RETLIF TESTING LABORATORIES

EMISSIONS TEST DATA SHEET

Test Method	Unwanted Emissions into Restricted Frequency Bands	
Customer	Immedia Semiconductor LLC	
Job Number	R-6483N-1	
Test Sample	Blink Mini Indoor Plug-In HD Smart Security Camera	
Model Number	BCM00300U	
Serial Number	G8T1-9000-9514-012C	
Test Specification	FCC Part 15 Subpart C	Paragraph: 15.247(d)
Operating Mode	Streaming video to tablet	
Technician	M. Seamans	
Date	February 20th, 2020	

Notes: Antenna Test Distance: 3 meters Detector: Quasi-Peak <1GHz, Average >1GHz

TEST PARAMETERS

Restricted Band	Measured Frequency	Meter Reading	Correction Factor	Corrected Reading			Converted Reading	Limit at 3M
MHz	MHz	dBuV	dB	dBuV/m			uV/m	uV/m
240.00	-	-	-	-			-	200.00
|	260.00	9.18	15.42	24.60	*		16.98	|
285.00	-	-	-	-			-	200.00
322.80	-	-	-	-			-	200.00
|	330.00	6.77	17.63	24.40	*		16.60	|
335.40	-	-	-	-			-	200.00
399.90	-	-	-	-			-	200.00
|	405.00	7.30	19.20	26.50	*		21.13	|
410.00	-	-	-	-			-	200.00
608.00	-	-	-	-			-	200.00
|	611.00	8.05	23.65	31.70	*		38.46	|
614.00	-	-	-	-			-	200.00
960.00	-	-	-	-			-	500.00
|	975.00	8.27	29.83	38.10	*		80.35	|
1240.00	-	-	-	-			-	500.00
1300.00	-	-	-	-			-	500.00
|	1350.00	31.25	-9.14	22.11	*		12.75	|
1427.00	-	-	-	-			-	500.00

No EUT emissions within 10 dB of the specified test limit were observed at the specified test distance throughout the given frequency spectrum. * This emission is not from the EUT. It is a measurement of minimum measurement system sensitivity (Noise Floor).

RETLIF TESTING LABORATORIES

EMISSIONS TEST DATA SHEET

Test Method	Unwanted Emissions into Restricted Frequency Bands	
Customer	Immedia Semiconductor LLC	
Job Number	R-6483N-1	
Test Sample	Blink Mini Indoor Plug-In HD Smart Security Camera	
Model Number	BCM00300U	
Serial Number	G8T1-9000-9514-012C	
Test Specification	FCC Part 15 Subpart C	Paragraph: 15.247(d)
Operating Mode	Streaming video to tablet	
Technician	M. Seamans	
Date	February 20th, 2020	

Notes: Antenna Test Distance: 3 meters Detector: Quasi-Peak <1GHz, Average >1GHz

TEST PARAMETERS

Restricted Band	Measured Frequency	Meter Reading	Correction Factor	Corrected Reading			Converted Reading	Limit at 3M
MHz	MHz	dBuV	dB	dBuV/m			uV/m	uV/m
1435.00	-	-	-	-			-	500.00
|	1500.00	30.74	-8.36	22.38	*		13.15	|
1646.50	-	-	-	-			-	500.00
1660.00	-	-	-	-			-	500.00
|	1680.00	32.19	-7.51	24.68	*		17.14	|
1710.00	-	-	-	-			-	500.00
1718.80	-	-	-	-			-	500.00
|	1720.00	31.70	-7.33	24.37	*		16.54	|
1722.20	-	-	-	-			-	500.00
2200.00	-	-	-	-			-	500.00
|	2250.00	30.81	-5.45	25.36	*		18.54	|
2300.00	-	-	-	-			-	500.00
2310.00	-	-	-	-			-	500.00
|	2390.00	30.76	-5.05	25.71	*		19.30	|
2390.00	-	-	-	-			-	500.00
2483.50	-	-	-	-			-	500.00
|	2483.50	32.06	-4.81	27.25	*		23.04	|
2500.00	-	-	-	-			-	500.00

No EUT emissions within 10 dB of the specified test limit were observed at the specified test distance throughout the given frequency spectrum. * This emission is not from the EUT. It is a measurement of minimum measurement system sensitivity (Noise Floor).

RETLIF TESTING LABORATORIES

EMISSIONS TEST DATA SHEET

Test Method	Unwanted Emissions into Restricted Frequency Bands	
Customer	Immedia Semiconductor LLC	
Job Number	R-6483N-1	
Test Sample	Blink Mini Indoor Plug-In HD Smart Security Camera	
Model Number	BCM00300U	
Serial Number	G8T1-9000-9514-012C	
Test Specification	FCC Part 15 Subpart C	Paragraph: 15.247(d)
Operating Mode	Streaming video to tablet	
Technician	M. Seamans	
Date	February 20th, 2020	

Notes: Antenna Test Distance: 3 meters Detector: Quasi-Peak <1GHz, Average >1GHz

TEST PARAMETERS

Restricted Band	Measured Frequency	Meter Reading	Correction Factor	Corrected Reading			Converted Reading	Limit at 3M
MHz	MHz	dBuV	dB	dBuV/m			uV/m	uV/m
2690.00	-	-	-	-			-	500.00
|	-	-	-	-			-	|
|	2750.00	32.05	-4.14	27.91	*		24.86	|
|	-	-	-	-			-	|
2900.00	-	-	-	-			-	500.00
3260.00	-	-	-	-			-	500.00
|	3263.00	30.60	-2.59	28.01	*		25.15	|
3267.00	-	-	-	-			-	500.00
3332.00	-	-	-	-			-	500.00
|	3336.00	30.75	-2.33	28.42	*		26.36	|
3339.00	-	-	-	-			-	500.00
3345.00	-	-	-	-			-	500.00
|	3350.00	30.89	-2.28	28.61	*		26.95	|
3358.00	-	-	-	-			-	500.00
3600.00	-	-	-	-			-	500.00
|	-	-	-	-			-	|
|	3700.00	30.98	-1.10	29.88	*		31.19	|
|	-	-	-	-			-	|

No EUT emissions within 10 dB of the specified test limit were observed at the specified test distance throughout the given frequency spectrum. * This emission is not from the EUT. It is a measurement of minimum measurement system sensitivity (Noise Floor).

RETLIF TESTING LABORATORIES

EMISSIONS TEST DATA SHEET

Test Method	Unwanted Emissions into Restricted Frequency Bands	
Customer	Immedia Semiconductor LLC	
Job Number	R-6483N-1	
Test Sample	Blink Mini Indoor Plug-In HD Smart Security Camera	
Model Number	BCM00300U	
Serial Number	G8T1-9000-9514-012C	
Test Specification	FCC Part 15 Subpart C	Paragraph: 15.247(d)
Operating Mode	Streaming video to tablet	
Technician	M. Seamans	
Date	February 20th, 2020	

Notes: Antenna Test Distance: 3 meters Detector: Quasi-Peak <1GHz, Average >1GHz

TEST PARAMETERS

Restricted Band	Measured Frequency	Meter Reading	Correction Factor	Corrected Reading			Converted Reading	Limit at 3M
MHz	MHz	dBuV	dB	dBuV/m			uV/m	uV/m
|	-	-	-	-			-	|
4400.00	-	-	-	-			-	500.00
4500.00	-	-	-	-			-	500.00
|	4884.00	31.45	0.71	32.16	*		40.55	|
5150.00	-	-	-	-			-	500.00
5350.00	-	-	-	-			-	500.00
|	5400.00	32.19	1.35	33.54	*		47.53	|
5460.00	-	-	-	-			-	500.00
7250.00	-	-	-	-			-	500.00
|	7440.00	30.79	3.60	34.39	*		52.42	|
7750.00	-	-	-	-			-	500.00
8025.00	-	-	-	-			-	500.00
|	8300.00	31.10	4.51	35.61	*		60.33	|
8500.00	-	-	-	-			-	500.00
9000.00	-	-	-	-			-	500.00
|	9100.00	31.54	5.35	36.89	*		69.90	|
9200.00	-	-	-	-			-	500.00

No EUT emissions within 10 dB of the specified test limit were observed at the specified test distance throughout the given frequency spectrum. * This emission is not from the EUT. It is a measurement of minimum measurement system sensitivity (Noise Floor).

RETLIF TESTING LABORATORIES

EMISSIONS TEST DATA SHEET

Test Method	Unwanted Emissions into Restricted Frequency Bands	
Customer	Immedia Semiconductor LLC	
Job Number	R-6483N-1	
Test Sample	Blink Mini Indoor Plug-In HD Smart Security Camera	
Model Number	BCM00300U	
Serial Number	G8T1-9000-9514-012C	
Test Specification	FCC Part 15 Subpart C	Paragraph: 15.247(d)
Operating Mode	Streaming video to tablet	
Technician	M. Seamans	
Date	February 20th, 2020	

Notes: Antenna Test Distance: 3 meters Detector: Quasi-Peak <1GHz, Average >1GHz

TEST PARAMETERS

Restricted Band	Measured Frequency	Meter Reading	Correction Factor	Corrected Reading			Converted Reading	Limit at 3M
MHz	MHz	dBuV	dB	dBuV/m			uV/m	uV/m
9300.00	-	-	-	-			-	500.00
|	9400.00	31.81	5.58	37.39	*		74.05	|
9500.00	-	-	-	-			-	500.00
10600.00	-	-	-	-			-	500.00
|	12200.00	32.05	8.97	41.02	*		112.46	|
12700.00	-	-	-	-			-	500.00
13250.00	-	-	-	-			-	500.00
|	13300.00	31.50	10.77	42.27	*		129.87	|
13400.00	-	-	-	-			-	500.00
14470.00	-	-	-	-			-	500.00
|	14490.00	31.72	11.44	43.16	*		143.88	|
14500.00	-	-	-	-			-	500.00
15350.00	-	-	-	-			-	500.00
|	15800.00	31.81	8.03	39.84	*		98.17	|
16200.00	-	-	-	-			-	500.00
17700.00	-	-	-	-			-	500.00
|	19240.00	34.07	-4.05	30.02	*		31.70	|
21400.00	-	-	-	-			-	500.00

No EUT emissions within 10 dB of the specified test limit were observed at the specified test distance throughout the given frequency spectrum. * This emission is not from the EUT. It is a measurement of minimum measurement system sensitivity (Noise Floor).

RETLIF TESTING LABORATORIES

EMISSIONS TEST DATA SHEET

Test Method	Unwanted Emissions into Restricted Frequency Bands	
Customer	Immedia Semiconductor LLC	
Job Number	R-6483N-1	
Test Sample	Blink Mini Indoor Plug-In HD Smart Security Camera	
Model Number	BCM00300U	
Serial Number	G8T1-9000-9514-012C	
Test Specification	FCC Part 15 Subpart C	Paragraph: 15.247(d)
Operating Mode	Streaming video to tablet	
Technician	M. Seamans	
Date	February 20th, 2020	

Notes: Antenna Test Distance: 3 meters Detector: Quasi-Peak <1GHz, Average >1GHz

TEST PARAMETERS

Restricted Band	Measured Frequency	Meter Reading	Correction Factor	Corrected Reading			Converted Reading	Limit at 3M
MHz	MHz	dBuV	dB	dBuV/m			uV/m	uV/m
22010.00	-	-	-	-			-	500.00
|	22500.00	33.56	-3.38	30.18	*		32.28	|
23120.00	-	-	-	-			-	500.00
23600.00	-	-	-	-			-	500.00
|	23800.00	34.19	-2.97	31.22	*		36.39	|
25000.00	-	-	-	-			-	500.00

No EUT emissions within 10 dB of the specified test limit were observed at the specified test distance throughout the given frequency spectrum. * This emission is not from the EUT. It is a measurement of minimum measurement system sensitivity (Noise Floor).

Test Photographs
Conducted Emissions, Power Leads, 150 kHz to 30 MHz



EUT Configuration



Test Setup

FCC Part 15, Subpart B, Section 15.207(a)
Conducted Emissions, Power Leads, 150 kHz to 30 MHz
Test Data

EMISSIONS TEST DATA SHEET	
Test Specification:	FCC Part 15, Subpart B, Section 15.207(a), Conducted Emissions
Method:	ANSI C63.4, Section 7., AC power-line conducted emission measurements
Job Number/Customer:	R-6483N-1 / Immedia Semiconductor LLC
Test Sample:	Blink Mini Indoor Plug-In HD Smart Security Camera
Model Number:	BCM00300U
Serial Number:	G8T1-9000-9514-00K4
Operating Mode:	Streaming video to tablet
Technician:	M. Seamans
Date(s):	January 29th, 2020
Temp/ Relative Humidity:	22.3 °C / 24.0 %
Lead Tested:	120 VAC 60 Hz

Frequency	Lead Tested	Peak Meter Reading	Quasi-Peak Meter Reading	Average Meter Reading	Quasi-Peak Limit	Average Limit
MHz		**dBuV**	**dBuv**	**dBuV**	**dBuV**	**dBuV**
0.151	Hot	53.41	48.90	28.40	65.94	55.94
0.150	Neutral	51.40	46.10	28.00	66.00	56.00
0.173	Hot	52.82	45.30	27.10	64.82	54.82
0.201	Neutral	47.99	41.40	25.60	63.57	53.57
0.200	Hot	53.11	42.80	25.60	63.61	53.61
0.487	Neutral	39.00	35.00	28.70	56.22	46.22
0.494	Hot	39.95	38.30	32.60	56.10	46.10
0.545	Neutral	32.96	29.10	14.10	56	46
1.382	Hot	34.88	28.80	17.20	56	46
22.690	Neutral	28.06	16.50	8.90	60	50
22.618	Hot	36.25	24.30	14.20	60	50
27.140	Neutral	25.94	21.10	11.80	60	50

The frequency range was scanned from 0.15 MHz to 30 MHz.
The six highest emissions relative to the limit are presented.
The emissions observed from the EUT do not exceed the specified limits.