RETLIF TESTING LABORATORIES | Put Us To The Test℠
101 New Boston Road
Goffstown, NH 03045 USA
Tel: (603) 497-4600 • Fax: (603) 497-5281 • www.retlif.com

FCC Part 15, Subpart C, Section 15.247
Test Report

On

Blink Indoor/Outdoor Camera
FCC ID: 2AF77-H2041670

Customer Name:	Immedia Semiconductor, LLC
Customer P.O:	2D-03171628
Date of Report:	July 16, 2020
Test Report No:	R-6512H-3
Test Start Date:	June 25, 2020
Test Finish Date:	June 30, 2020
Test Engineer:	T. Hannemann
Test Technician:	M. Seamans
Approved By:	S. Wentworth
Report Prepared By:	D. Hull

Our letters, procedures and reports are for the exclusive use of the customer to whom they are addressed and their communication or the use of the name of Retlif Testing Laboratories must receive our prior written approval. Our letters, procedures and reports apply only to the sample tested and are not necessarily indicative of the qualities of apparently identical or similar products. The letters, procedures and reports and the name of Retlif Testing Laboratories or insignia are not to be used under any circumstances in advertising to the general public. This test report shall not be reproduced, except in full, without the written approval of Retlif Testing Laboratories.

Technical Information

Report Number:	R-6512H-3
Customer:	Immedia Semiconductor, LLC
Address:	100 Riverpark Drive
	North Reading, MA 01864
Manufacturer:	Immedia Semiconductor, LLC
Manufacturer Address:	100 Riverpark Drive
	North Reading, MA 01864
Test Sample:	Blink Indoor/Outdoor Camera
Model Number:	BCM00400U*
Serial Number:	G8T1-GH00-0205-00CA (Conducted Testing) G8T1-GH00-0205-0089 (Radiated Testing)
FCC ID:	2AF77-H2041670
Type:	Digital Transmission - Direct Sequence Spread Spectrum Transmitter
Power Requirements:	5 VDC via External 120 VAC power adapter or 3 VDC via internal batteries
Frequency of Operation:	2412 MHz to 2462 MHz
Equipment Class:	DTS
Antenna Type:	Internal PCB Antenna – 2.0 dBi Gain
Equipment Use:	Used in a Home Monitoring System

*Note: The testing included in this test report is representative of Model Number: BCM00400U and Model Number: BCM00410U. The two models are electrically identical. The differences between these two models is the plastic external enclosure.

Test Specification:
FCC Rules and Regulations Part 15, Subpart C, Section 15.247

Test Procedure:
ANSI C63.4:2014
ANSI C63.10:2013
FCC 558074 D01 15.247 Meas Guidance v05r02, April 2, 2019

Test Facility:
Retlif Testing Laboratories
101 New Boston Road
Goffstown, NH 03045

FCC Designation Number: US5327

Tests Performed

FCC Part 15, Subpart C	Test Method
15.247(a)(2)	Occupied Bandwidth (6dB Bandwidth)
15.247(b)(3)	Power Output
15.247(d)	Antenna Port, Conducted Emissions
15.247(e)	Antenna Port, Power Density
15.247(d)	Spurious Radiated Emissions, 30 MHz to 25 GHz
15.207(a)	Conducted Emissions, Power Leads, 150 kHz to 30 MHz

EUT Operation:
The EUT is an outdoor Wi-Fi connected home security camera. The camera has a passive infrared motion sensor that can be used to trigger recording of video clips that are sent by Wi-Fi to internet based servers that relay the clips to the users mobile device. The EUT can also receive commands from the user to start transmissions of video or update status via the 915 MHz FHSS radio.

Table 1 – Support Equipment

Description	Manufacturer	Model Number	Serial Number
Radiated Testing and Conducted Emissions			
Blink Sync Module	Immedia Semiconductor	BSM00201U	244-148-306
iPad Tablet	Apple, Inc.	A1B22	FNVX7010HLF9
Conducted Testing			
Laptop PC	HP	Probook 450 G5	5CD8390C8N
Sync Module	Immedia Semiconductor	BSM002000	280-885-766

Certification and Signatures

We certify that this report is a true representation of the results obtained from the tests of the equipment stated. We further certify that the measurements shown in this report were made in accordance with the procedures indicated and vouch for the qualifications of all Retlif Testing Laboratories personnel taking them.

Scott Wentworth
Branch Manager

Todd Hannemann
EMC Test Engineer
iNARTE Certified Technician ATL-0255-T

Non-Warranty Provision
The testing services have been performed, findings obtained and reports prepared in accordance with generally accepted laboratory principles and practices. This warranty is in lieu of all others, either expressed or implied.

Non-Endorsement
This test report contains only findings and results arrived at after employing the specific test procedures and standards listed herein. It is not intended to constitute a recommendation, endorsement or certification of the product or material tested. This report must not be used by the client to claim product endorsement by ANSI National Accreditation Board (ANAB).

Revision History

Revisions to this document are listed below; the latest revised document supersedes all previous issues of this document:

Revision	Date	Pages Affected
-	July 16, 2020	Original Release

Requirements and Test Results

Requirement:
FCC Section 15.247(a)(2)
Operation within the bands 902 - 928 MHz, 2400 - 2483.5 MHz and 5725 - 5850 MHz
Systems using digital modulation techniques may operate in the 902 - 928 MHz, 2400 - 2483.5 MHz and 5725 - 5850 MHz bands. The minimum 6 dB bandwidths shall be at least 500 kHz.

- **Results**:
  The minimum 6 dB bandwidth measured 9,068 kHz which complies with the requirement that the Bandwidth be no less than 500 kHz.

Conducted Emissions, Duty Cycle
The EUT's on time was measured over a multiple measurement interval of 10 mS, the duty cycle was for each measurement interval

- **Results**:
- The Duty cycle was measured to be <98% with a variation of <2% between measurements. Requiring the use of power output method AVGSA-3, per ANSI C63-10:2013

Requirement:
FCC Sections 15.247(b)(3)
Operation within the bands 902 - 928 MHz, 2400 - 2483.5 MHz and 5725 - 5850 MHz
The maximum peak conducted output power of the intentional radiator shall not exceed the following:

For systems using digital modulation in the 902 - 928 MHz, 2400 - 2483.5 MHz and 5725 - 5850 MHz bands: 1 Watt. As an alternative to a peak power measurement, compliance with the one Watt limit can be based on a measurement of the maximum conducted output power. Maximum Conducted Output Power is defined as the total transmit power delivered to all antenna and antenna elements averaged across all symbols in the signaling alphabet when the transmitter is operating at its maximum power control level. Power must be summed across all antenna and antenna elements. The average must not include any time intervals during which the transmitter is off or is transmitting at a reduced power level. If multiple modes of operation are possible (e.g., alternative modulation methods), the maximum conducted output power is the highest total transmit power occurring in any mode.

- **Results**:
  The maximum measured peak conducted output power was 115.35 mW. The maximum antenna gain of the PCB antenna is 2.0 dBi. The device was found to meet the power output requirements of 15.247 (b)(3) including de facto EIRP.

Requirements and Test Results (con't)

Requirement:
FCC Section 15.247(d):
Operation within the bands 902 - 928 MHz, 2400 - 2483.5 MHz and 5725 - 5850 MHz
In any 100 kHz bandwidth outside the frequency band in which the spread spectrum or digitally modulated intentional radiator is operating, the radio frequency power that is produced by the intentional radiator shall be at least 20 dB below that in the 100 kHz bandwidth within the band that contains the highest level of the desired power, based on either an RF conducted or a radiated measurement, provided the transmitter demonstrates compliance with the peak conducted power limits. If the transmitter complies with the conducted power limits based on the use of RMS averaging over a time interval, as permitted under paragraph (b)(3) of this section, the attenuation required under this paragraph shall be 30 dB instead of 20 dB. Attenuation below the general limits specified in Section 15.209(a) is not required. In addition, radiated emissions which fall in the restricted bands, as defined in Section 15.205(a) must also comply with the radiated emissions limits specified in Section 15.209(a) (see Section 15.205(c)).

- **Results**:
  In any 100 kHz bandwidth outside the frequency band in which the Spread spectrum intentional radiator was operating, the radio frequency power that was produced by the intentional radiator was at least 20 dB below that in the 100 kHz bandwidth within the band that contained the highest level of the desired power. All emissions, which fell within the restricted bands specified in 15.205(a), were measured and found to be in compliance with the limits specified in 15.209(a).

Requirements and Test Results (con't)

Requirement:
FCC Section 15.247(e):
Operation within the bands 902 - 928 MHz, 2400 - 2483.5 MHz and 5725 - 5850 MHz
For digitally modulated systems, the power spectral density conducted from the intentional radiator to the antenna shall not be greater than 8 dBm in any 3 kHz band during any time interval of continuous transmission. This power spectral density shall be determined in accordance with the provisions of paragraph (b) of this section. The same method of determining the conducted output power shall be used to determine the power spectral density.

- **Results**:
  The power spectral density conducted from the intentional radiator to the antenna was not greater than 8 dBm in any 3 kHz band during any time interval of continuous transmission. This power spectral density was determined in accordance with Section 15.247(b)(3), herein.

Requirement:
FCC Section 15.209(a) - Radiated Emission Limits, General Requirements
Except as provided elsewhere in this subpart, the emissions from an intentional radiator shall not exceed the field strength levels specified in Table 2.

Table 2 - Radiated Emission Limits

Frequency of Emission (MHz)	Field Strength (microvolts/meter)	Measurement Distance (meters)
30 to 88	100	3
88 to 216	150	3
216 to 960	200	3
Above 960	500	3

- **Results**:
  The field strength of spurious radiated emissions did not exceed the limits specified in Table 2.

Requirements and Test Results (con't)

Requirement:
FCC Section 15.207(a) - Conducted Limits
For an intentional radiator that is designed to be connected to the public utility (AC) power line, the radio frequency voltage that is conducted back onto the AC power line on any frequency or frequencies within the band 150 kHz to 30 MHz shall not exceed the limits shown in Table 3, as measured using a 50 µH/50 ohms line impedance stabilization network (LISN). Compliance with the provisions of the paragraph shall be based on the measurement of the radio frequency voltage between each power line and ground at the power terminal. The lower limit applies at the boundary between the frequency ranges.

Table 3 - Conducted Emission Limits

Frequency of Emission (MHz)	**Conducted Limit (dBµV)**	
	Quasi-Peak	Average
0.15 to 0.5	66 to 56*	56 to 46*
0.5 to 5	56	46
5 to 30	60	50
*Decreases due to logarithm of the frequency		

- **Results**:
  The conducted emissions observed did not exceed the limits specified in Table 3.

Requirements and Test Results (con't)

Field Strength Calculation/Conversion:

The maximized field strength of the emission was obtained as follows:

$C_R = M_R + C_F$

Where:
C_R = Corrected Reading in dBµV/m
M_R = Uncorrected Meter Reading in dBµV
C_F = Correction Factor in dB (Antenna Factor, Pre-amp + Cable Loss)

Example:

M_R = 15.35 dBµV
C_F = 16.85 dB
C_R = 15.35 dBuV + 16.85 = 32.2 dBµV/m

dBµV/M is converted to uV/M for comparison to the specified limit using the formula:

invLog dBµV/M/20

32.2 dBuV/m = 40.74 uV/m

RF Power Conversion:

Power readings in dBm may be converted to mW using the formula:

InvLog dBm/10

Example: 20dBm = 100mW

Requirements and Test Results (con't)

FCC Section 15.247 (i)
RF Exposure Limits

Spread Spectrum Transmitters operating under 15.247 must be operated in a manner that ensures the public is not exposed to RF energy levels in access of the commission's guidelines. Based on the transmitter power and maximum antenna gain (see calculation below) the minimum separation distance was calculated to determine the distance for acceptable MPE power density levels to meet both the Occupational/Controlled Exposure and the General Population/Uncontrolled Exposure requirements of FCC Part 1.1310. The calculation below uses the more stringent General Population MPE Limits.

$$S = \frac{PG}{4\prod Dsq}$$

D = Minimum Separation Distance in cm

S = Max allowed Power Density in mW/cmsq

Per 1.1310 For the Frequency of 2480 MHz S = 1 mW/cmsq

Power = Max Power Input to Antenna = 115.35mW

Gain = Max Power Gain of Antenna = 2 dBi = 1.58 numeric

$$1 \text{ mW/cmsq} = \frac{115.35 \times 1.58}{4 \times (3.14) \times D^2} = \frac{182.25}{12.56 \times D^2}$$

$$D^2 = \frac{182.25}{12.56 \text{ X } 1}$$

$$D = \sqrt{14.51} = 3.81 \text{ cm}$$

The test sample has an internal antenna and the minimum separation distance will always be maintained.

Equipment List

FCC Section 15.247(a)(2)
Occupied Bandwidth (6 dB Bandwidth)

EN	Manufacturer	Description	Range	Model No.	Cal Date	Due Date
5070	ROHDE & SCHWARZ	RECEIVER, EMI	20 Hz - 40 GHz	ESIB40	1/23/2020	1/31/2021
5134	NARDA MICROWAVE	ATTENUATOR, COAXIAL	10 dB, DC - 12.4 GHz, 2 W	757C-10	12/13/2019	12/31/2020
5229	FLORIDA RS TECHNOLOGY	CABLE, COAXIAL	DC - 40 GHz	FLRST-2.92 (102ö)	11/1/2019	11/30/2020
5250	DIGI-SENSE	HYGROMETER	0 - 50 deg. c, 10 - 90 % RH	20250-30	10/7/2019	10/31/2020

FCC Section 15.247(b)(3)
Power Output

EN	Manufacturer	Description	Range	Model No.	Cal Date	Due Date
5070	ROHDE & SCHWARZ	RECEIVER, EMI	20 Hz - 40 GHz	ESIB40	1/23/2020	1/31/2021
5134	NARDA MICROWAVE	ATTENUATOR, COAXIAL	10 dB, DC - 12.4 GHz, 2 W	757C-10	12/13/2019	12/31/2020
5229	FLORIDA RS TECHNOLOGY	CABLE, COAXIAL	DC - 40 GHz	FLRST-2.92 (102ö)	11/1/2019	11/30/2020
5250	DIGI-SENSE	HYGROMETER	0 - 50 deg. c, 10 - 90 % RH	20250-30	10/7/2019	10/31/2020

FCC Section 15.247(d)
Antenna Port, Conducted Emissions

EN	Manufacturer	Description	Range	Model No.	Cal Date	Due Date
5070	ROHDE & SCHWARZ	RECEIVER, EMI	20 Hz - 40 GHz	ESIB40	1/23/2020	1/31/2021
5134	NARDA MICROWAVE	ATTENUATOR, COAXIAL	10 dB, DC - 12.4 GHz, 2 W	757C-10	12/13/2019	12/31/2020
5229	FLORIDA RS TECHNOLOGY	CABLE, COAXIAL	DC - 40 GHz	FLRST-2.92 (102ö)	11/1/2019	11/30/2020
5250	DIGI-SENSE	HYGROMETER	0 - 50 deg. c, 10 - 90 % RH	20250-30	10/7/2019	10/31/2020

FCC Section 15.247(e)
Antenna Port, Power Density

EN	Manufacturer	Description	Range	Model No.	Cal Date	Due Date
5070	ROHDE & SCHWARZ	RECEIVER, EMI	20 Hz - 40 GHz	ESIB40	1/23/2020	1/31/2021
5134	NARDA MICROWAVE	ATTENUATOR, COAXIAL	10 dB, DC - 12.4 GHz, 2 W	757C-10	12/13/2019	12/31/2020
5229	FLORIDA RS TECHNOLOGY	CABLE, COAXIAL	DC - 40 GHz	FLRST-2.92 (102ö)	11/1/2019	11/30/2020
5250	DIGI-SENSE	HYGROMETER	0 - 50 deg. c, 10 - 90 % RH	20250-30	10/7/2019	10/31/2020

FCC Section 15.247(d)
Spurious Radiated Emissions, 30 MHz to 25 GHz

EN	Manufacturer	Description	Range	Model No.	Cal Date	Due Date
1232	AGILENT / HP	PRE-AMPLIFIER	1 - 26.5 GHz	8449B	5/8/2020	5/31/2021
3258	ETS / EMCO	ANTENNA, DOUBLE RIDGED GUIDE	1 - 18 GHz	3115	12/2/2019	6/30/2021
3427B	ETS / EMCO	ANTENNA, BICONICAL	20 - 200 MHz	3104	4/25/2019	10/31/2020
3430	MCS	ANTENNA, HORN	18 - 26.5 GHz	K-5039	No Calibration Required	
4029B	RETLIF	OPEN AREA TEST SITE, ATTENUATION	3 / 10 Meters	RNH	9/30/2019	9/30/2021
443	ELECTRO-METRICS	ANTENNA, LOG PERIODIC	200 MHz - 1000 MHz	LPA-25	12/13/2019	6/29/2021
5070	ROHDE & SCHWARZ	RECEIVER, EMI	20 Hz - 40 GHz	ESIB40	1/23/2020	1/31/2021
5144	MINI-CIRCUITS	FILTER, HIGH PASS	3400 - 9900 MHz	VHF-3100+	10/9/2019	10/31/2020
5179B	MICRO-COAX	CABLE, COAXIAL	10 kHz - 18 GHz	UFB311A-1-036050U50U	11/6/2019	11/30/2020
5188	Cybertron	COMPUTER, CONTROL	N/A	TSVQJA2221	No Calibration Required	
5211	COM-POWER	GENERATOR, COMB	1 MHz - 1 GHz	CGO-501	5/22/2020	5/31/2021
5229	FLORIDA RS TECHNOLOGY	CABLE, COAXIAL	DC - 40 GHz	FLRST-2.92 (102ö)	11/1/2019	11/30/2020
5234	PASTERNACK	CABLE, COAXIAL	10 kHz - 18 GHz	PE302-230	8/14/2019	8/31/2020
5242	TELEDYNE MICROWAVE	CABLE, COAXIAL	10 kHz - 6 GHz	PR90-195-1275, 106'	9/12/2019	9/30/2020

FCC Section 15.207(b)
Conducted Emissions, Power Leads, 150 kHz to 30 MHz

EN	Manufacturer	Description	Range	Model No.	Cal Date	Due Date
5070	ROHDE & SCHWARZ	RECEIVER, EMI	20 Hz - 40 GHz	ESIB40	1/23/2020	1/31/2021
5133	NARDA MICROWAVE	ATTENUATOR, COAXIAL	10 dB, DC - 12.4 GHz, 2 W	757C-10	11/8/2019	11/30/2020
5188	Cybertron	COMPUTER, CONTROL	N/A	TSVQJA2221	No Calibration Required	
5209	SOLAR ELECTRONICS	LISN	50 uH, 150 kHz - 30 MHz	21106-50-BP-25-BNC	5/26/2020	5/31/2021
5210	SOLAR ELECTRONICS	LISN	50 uH, 150 kHz - 30 MHz	21106-50-BP-25-BNC	5/26/2020	5/31/2021
5218	COM-POWER	GENERATOR, COMB	100 kHz - 400 MHz	CGC-510E	8/20/2019	8/31/2020
5250	DIGI-SENSE	HYGROMETER	0 - 50 deg. c, 10 - 90 % RH	20250-30	10/7/2019	10/31/2020

Duty Cycle

EN	Manufacturer	Description	Range	Model No.	Cal Date	Due Date
5070	ROHDE & SCHWARZ	RECEIVER, EMI	20 Hz - 40 GHz	ESIB40	1/23/2020	1/31/2021
5134	NARDA MICROWAVE	ATTENUATOR, COAXIAL	10 dB, DC - 12.4 GHz, 2 W	757C-10	12/13/2019	12/31/2020
5229	FLORIDA RS TECHNOLOGY	CABLE, COAXIAL	DC - 40 GHz	FLRST-2.92 (102ö)	11/1/2019	11/30/2020
5250	DIGI-SENSE	HYGROMETER	0 - 50 deg. c, 10 - 90 % RH	20250-30	10/7/2019	10/31/2020

Test Photographs
Occupied Bandwidth (6dB Bandwidth)



EUT Configuration

FCC Part 15, Subpart C, Section 15.247(a)(2)
Occupied Bandwidth (6 dB Bandwidth)
Test Data

EMISSIONS TEST DATA SHEET	
Method:	**DTS Bandwidth**
Test Specification:	FCC Part 15, Subpart C Paragraph: 15.247 (a)(2)
Job Number:	R-6521H-3
Customer:	Immedia Semiconductor LLC.
Test Sample:	Blink Indoor/Outdoor Camera
Model Number:	BCM00400U
Serial Number:	G8T1-GH00-0205-00CA
Operating Mode:	Transmitting modulated signal (OFDM) at 2412 MHz
Technician:	M. Seamans
Date(s):	June 25th, 2020
Temp/ Relative Humidity:	24.3 °C / 47.0 %
Notes:	6dB Bandwidth: 15.130 MHz

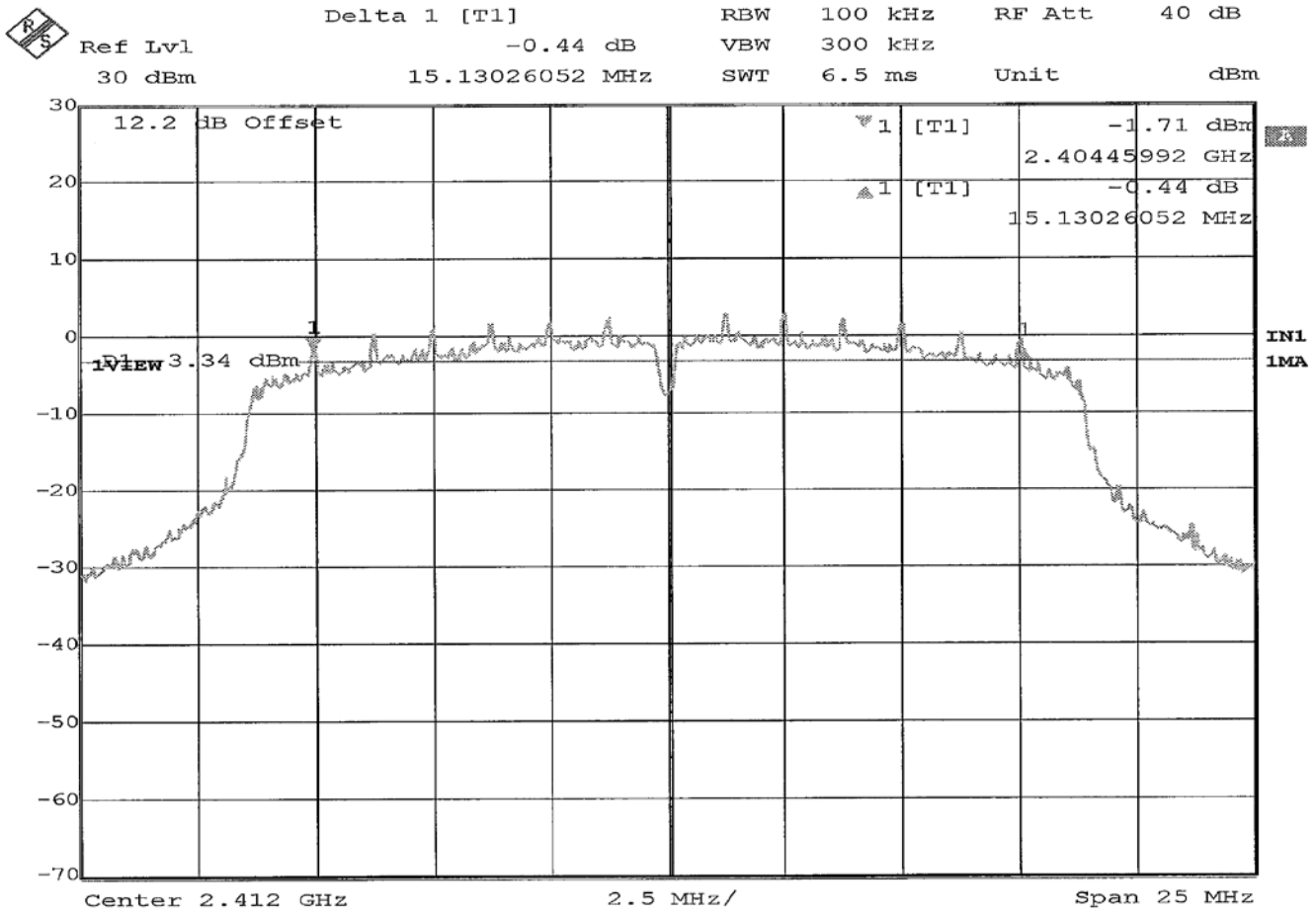

Retlif Testing Laboratories

Report No. R-6521H-3

EMISSIONS TEST DATA SHEET	
Method:	**DTS Bandwidth**
Test Specification:	FCC Part 15, Subpart C Paragraph: 15.247 (a)(2)
Job Number:	R-6521H-3
Customer:	Immedia Semiconductor LLC.
Test Sample:	Blink Indoor/Outdoor Camera
Model Number:	BCM00400U
Serial Number:	G8T1-GH00-0205-00CA
Operating Mode:	Transmitting modulated signal (OFDM) at 2437 MHz
Technician:	M. Seamans
Date(s):	June 25th, 2020
Temp/ Relative Humidity:	24.3 °C / 47.0 %
Notes:	6dB Bandwidth: 15.130 MHz

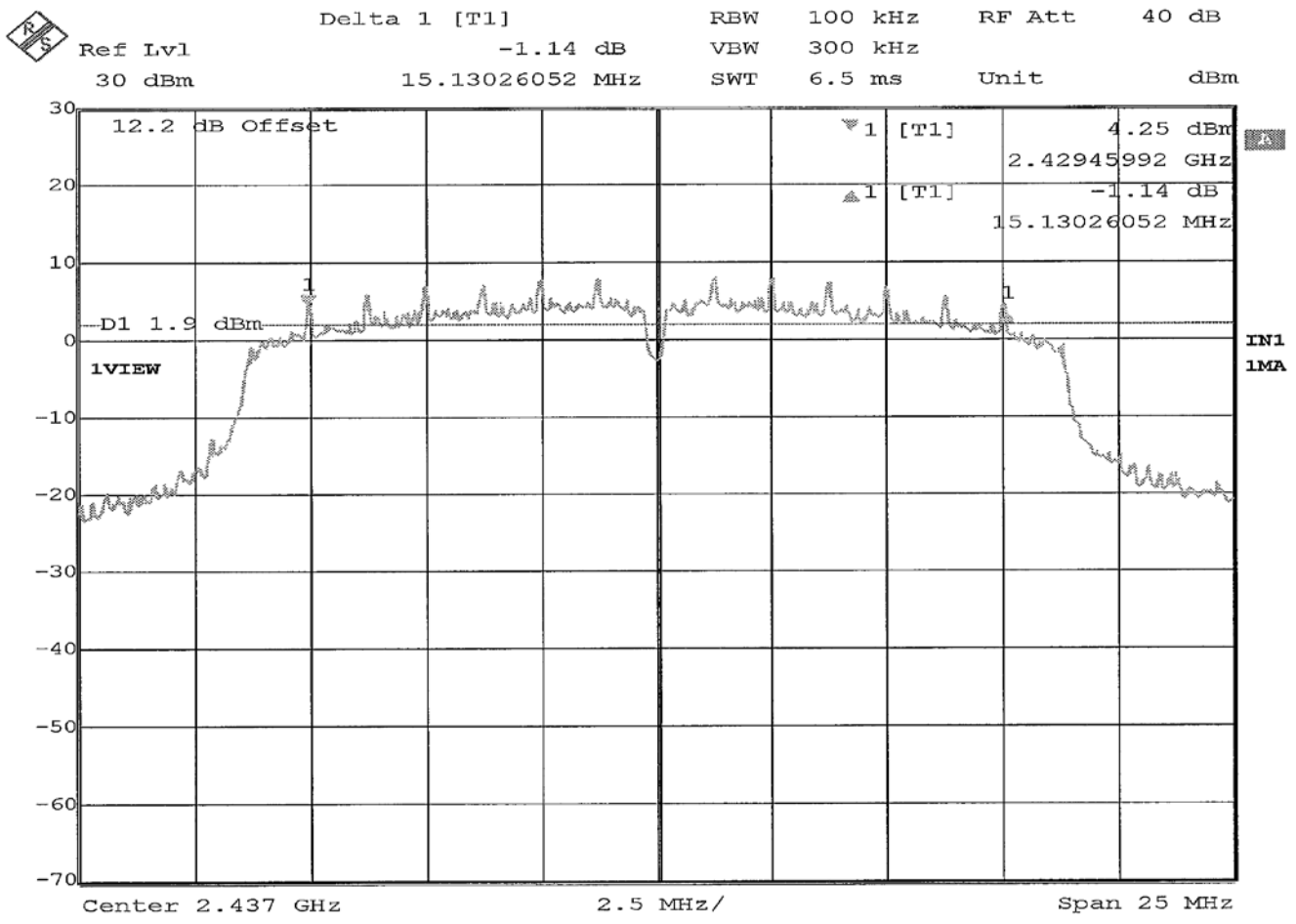

Retlif Testing Laboratories

Report No. R-6521H-3

EMISSIONS TEST DATA SHEET	
Method:	**DTS Bandwidth**
Test Specification:	FCC Part 15, Subpart C Paragraph: 15.247 (a)(2)
Job Number:	R-6521H-3
Customer:	Immedia Semiconductor LLC.
Test Sample:	Blink Indoor/Outdoor Camera
Model Number:	BCM00400U
Serial Number:	G8T1-GH00-0205-00CA
Operating Mode:	Transmitting modulated signal (OFDM) at 2462 MHz
Technician:	M. Seamans
Date(s):	June 25th, 2020
Temp/ Relative Humidity:	24.3 °C / 47.0 %
Notes:	6dB Bandwidth: 15.130 MHz

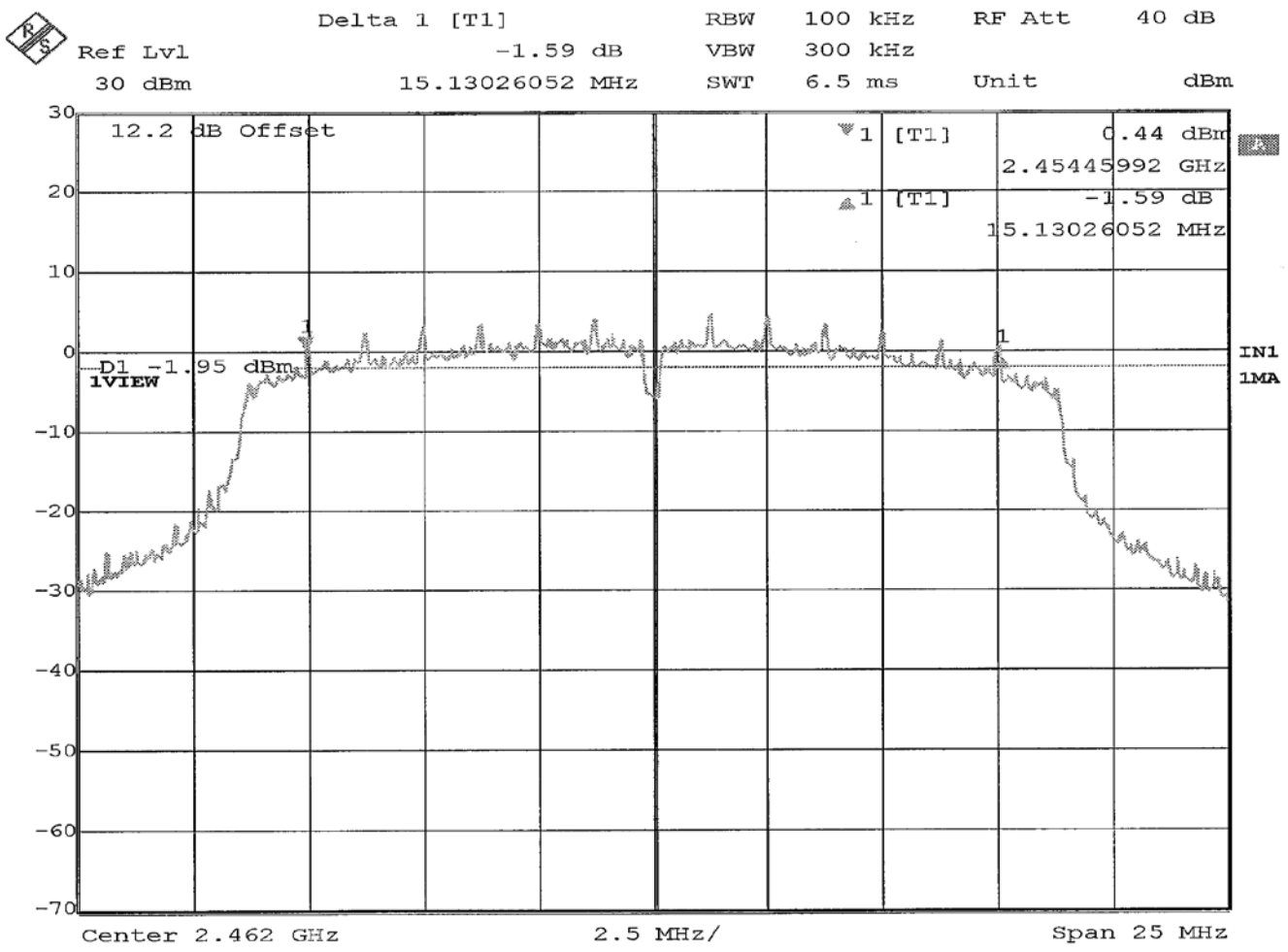

EMISSIONS TEST DATA SHEET	
Method:	**DTS Bandwidth**
Test Specification:	FCC Part 15, Subpart C Paragraph: 15.247 (a)(2)
Job Number:	R-6521H-3
Customer:	Immedia Semiconductor LLC.
Test Sample:	Blink Indoor/Outdoor Camera
Model Number:	BCM00400U
Serial Number:	G8T1-GH00-0205-00CA
Operating Mode:	Transmitting modulated signal (DSSS) at 2412 MHz
Technician:	M. Seamans
Date(s):	June 25th, 2020
Temp/ Relative Humidity:	24.3 °C / 47.0 %
Notes:	6dB Bandwidth: 9.569 MHz

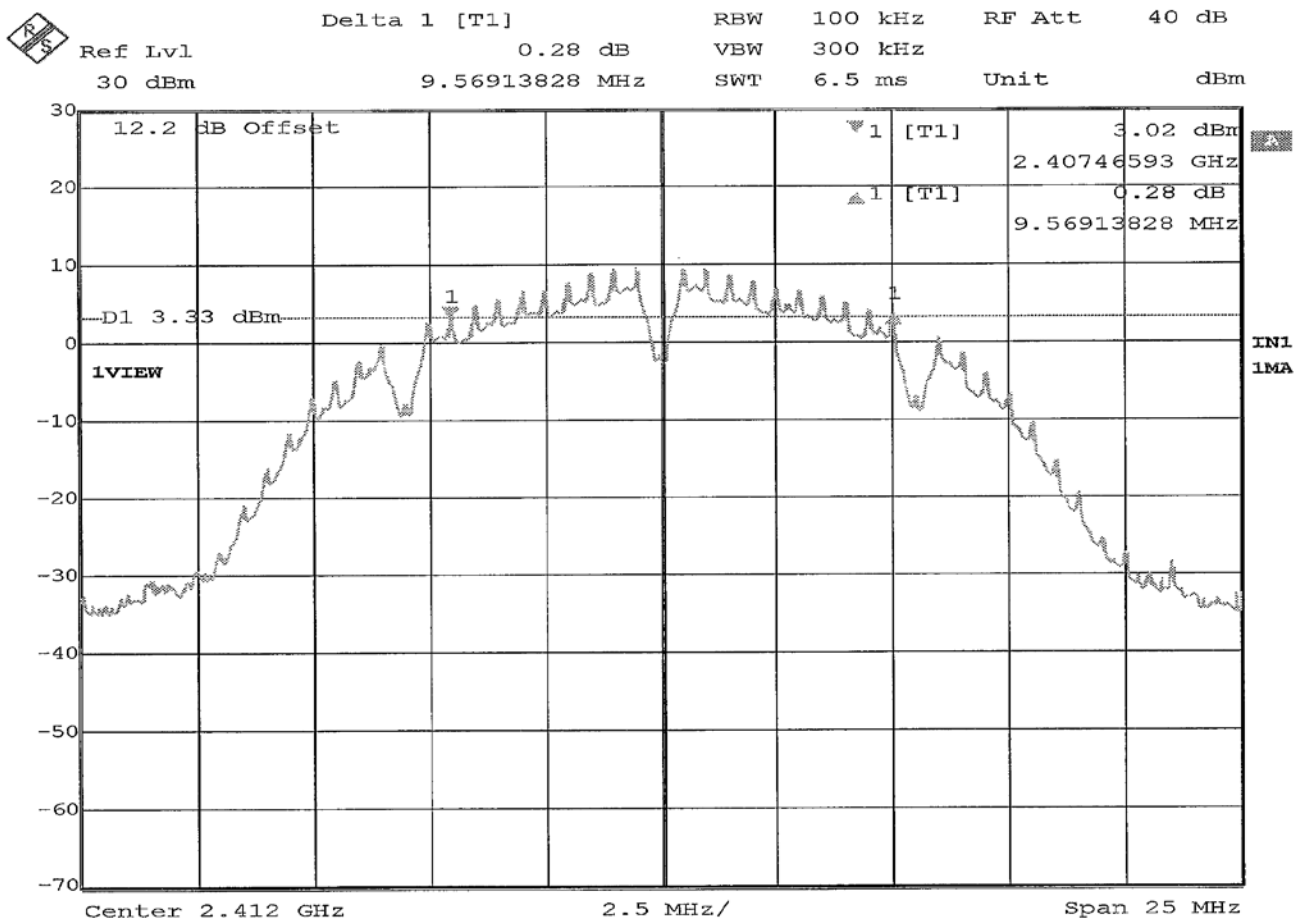

EMISSIONS TEST DATA SHEET	
Method:	**DTS Bandwidth**
Test Specification:	FCC Part 15, Subpart C Paragraph: 15.247 (a)(2)
Job Number:	R-6521H-3
Customer:	Immedia Semiconductor LLC.
Test Sample:	Blink Indoor/Outdoor Camera
Model Number:	BCM00400U
Serial Number:	G8T1-GH00-0205-00CA
Operating Mode:	Transmitting modulated signal (DSSS) at 2437 MHz
Technician:	M. Seamans
Date(s):	June 25th, 2020
Temp/ Relative Humidity:	24.3 °C / 47.0 %
Notes:	6dB Bandwidth: 9.468 MHz

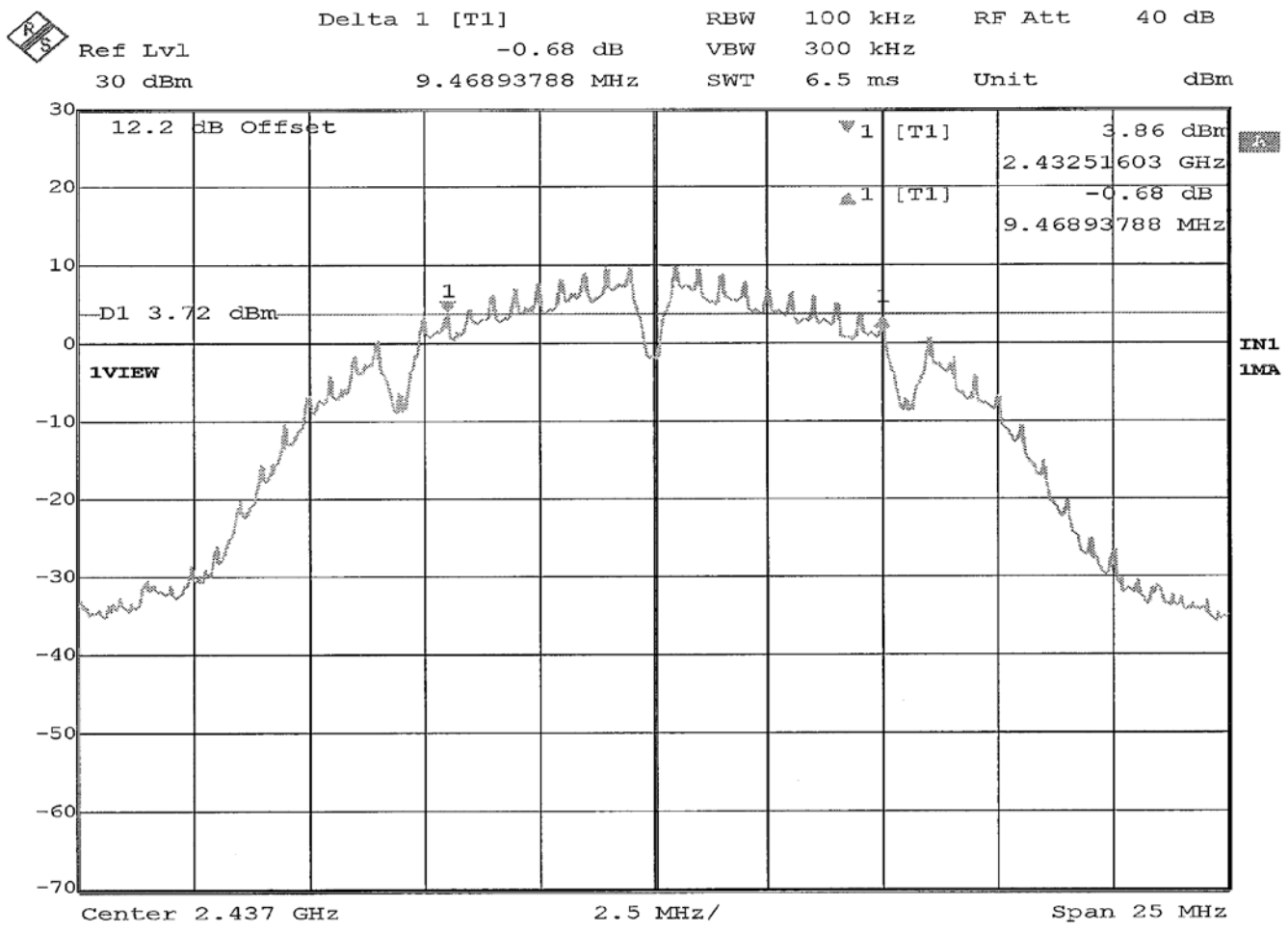

EMISSIONS TEST DATA SHEET	
Method:	**DTS Bandwidth**
Test Specification:	FCC Part 15, Subpart C Paragraph: 15.247 (a)(2)
Job Number:	R-6521H-3
Customer:	Immedia Semiconductor LLC.
Test Sample:	Blink Indoor/Outdoor Camera
Model Number:	BCM00400U
Serial Number:	G8T1-GH00-0205-00CA
Operating Mode:	Transmitting modulated signal (DSSS) at 2462 MHz
Technician:	M. Seamans
Date(s):	June 25th, 2020
Temp/ Relative Humidity:	24.3 °C / 47.0 %
Notes:	6dB Bandwidth: 9.068 MHz

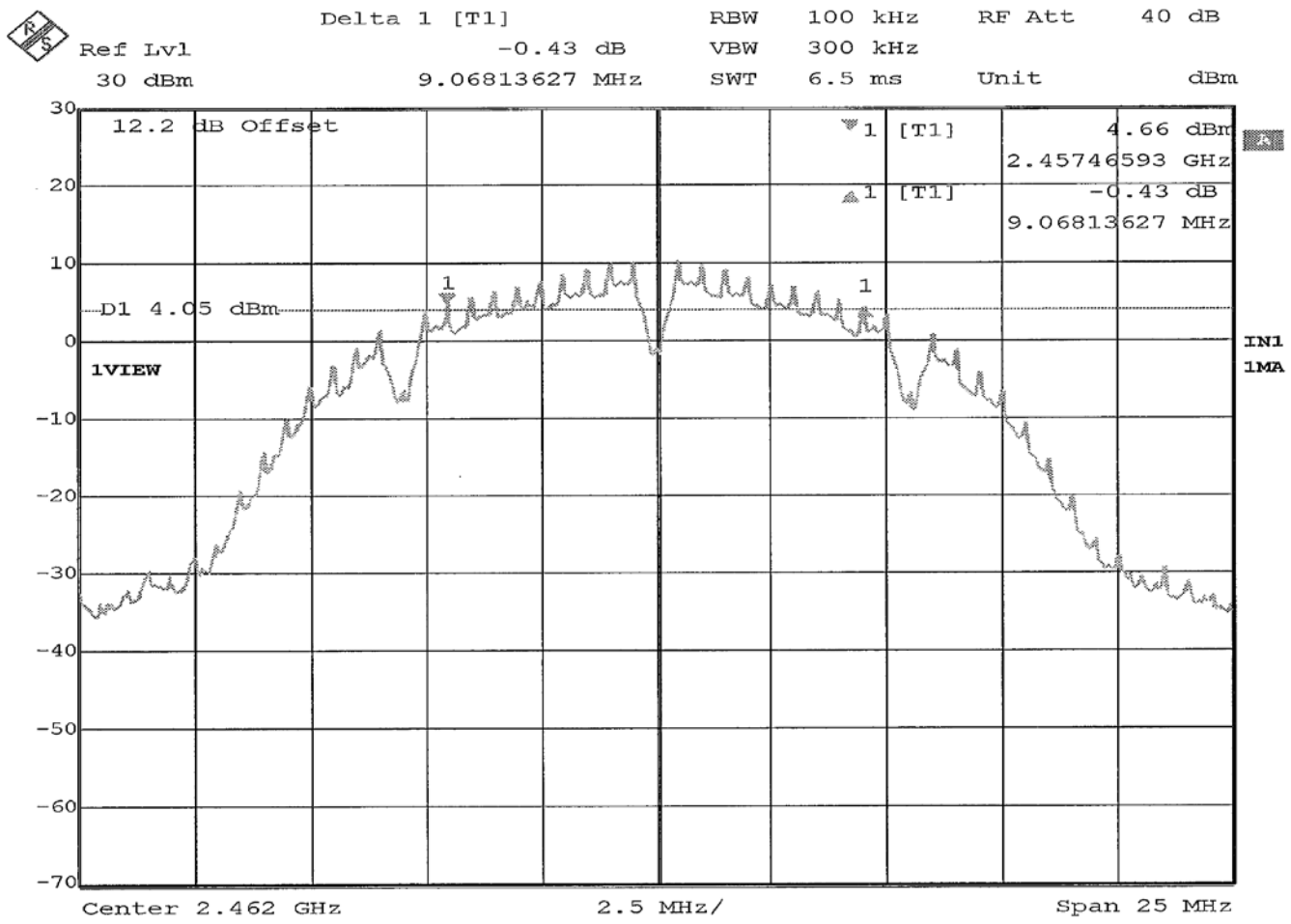

EMISSIONS TEST DATA SHEET	
Method:	**DTS Bandwidth**
Test Specification:	FCC Part 15, Subpart C Paragraph: 15.247 (a)(2)
Job Number:	R-6521H-3
Customer:	Immedia Semiconductor LLC.
Test Sample:	Blink Indoor/Outdoor Camera
Model Number:	BCM00400U
Serial Number:	G8T1-GH00-0205-00CA
Operating Mode:	Transmitting modulated signal (Non11) at 2412 MHz
Technician:	M. Seamans
Date(s):	June 25th, 2020
Temp/ Relative Humidity:	24.3 °C / 47.0 %
Notes:	6dB Bandwidth: 15.130 MHz

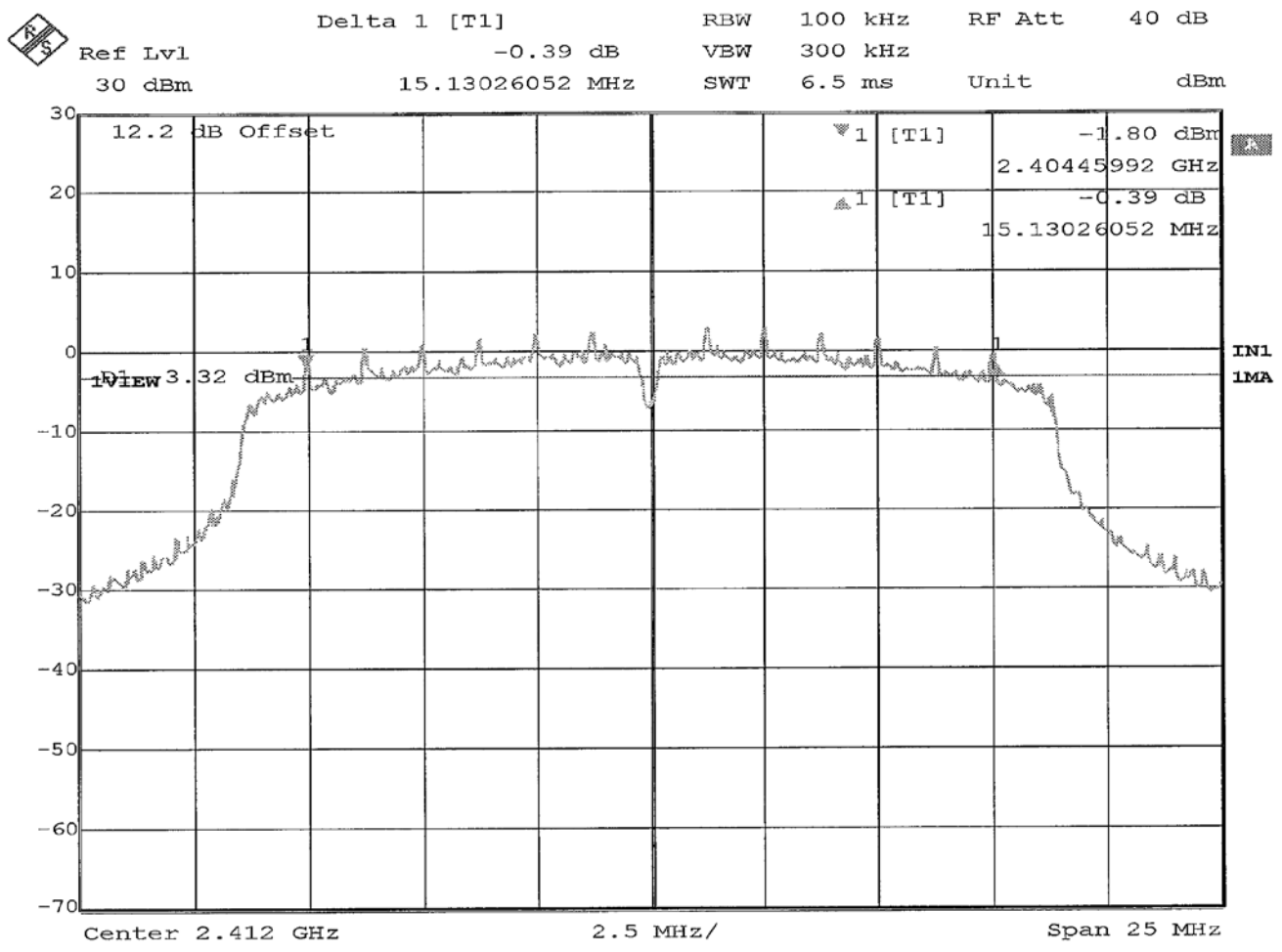

Retlif Testing Laboratories

Report No. R-6521H-3

EMISSIONS TEST DATA SHEET	
Method:	**DTS Bandwidth**
Test Specification:	FCC Part 15, Subpart C Paragraph: 15.247 (a)(2)
Job Number:	R-6521H-3
Customer:	Immedia Semiconductor LLC.
Test Sample:	Blink Indoor/Outdoor Camera
Model Number:	BCM00400U
Serial Number:	G8T1-GH00-0205-00CA
Operating Mode:	Transmitting modulated signal (Non11) at 2437 MHz
Technician:	M. Seamans
Date(s):	June 25th, 2020
Temp/ Relative Humidity:	24.3 °C / 47.0 %
Notes:	6dB Bandwidth: 15.130 MHz

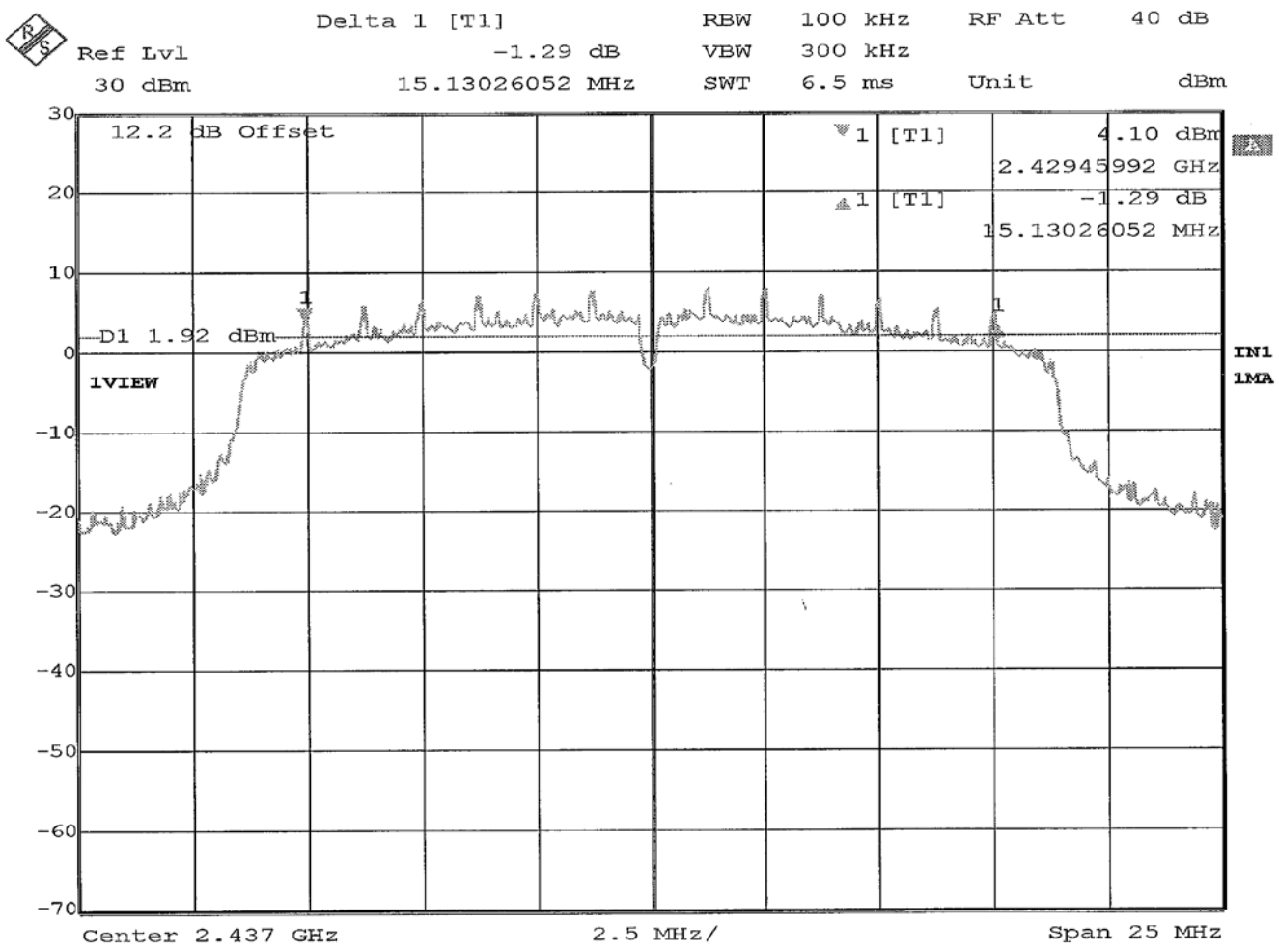

EMISSIONS TEST DATA SHEET	
Method:	**DTS Bandwidth**
Test Specification:	FCC Part 15, Subpart C Paragraph: 15.247 (a)(2)
Job Number:	R-6521H-3
Customer:	Immedia Semiconductor LLC.
Test Sample:	Blink Indoor/Outdoor Camera
Model Number:	BCM00400U
Serial Number:	G8T1-GH00-0205-00CA
Operating Mode:	Transmitting modulated signal (Non11) at 2462 MHz
Technician:	M. Seamans
Date(s):	June 25th, 2020
Temp/ Relative Humidity:	24.3 °C / 47.0 %
Notes:	6dB Bandwidth: 15.130 MHz

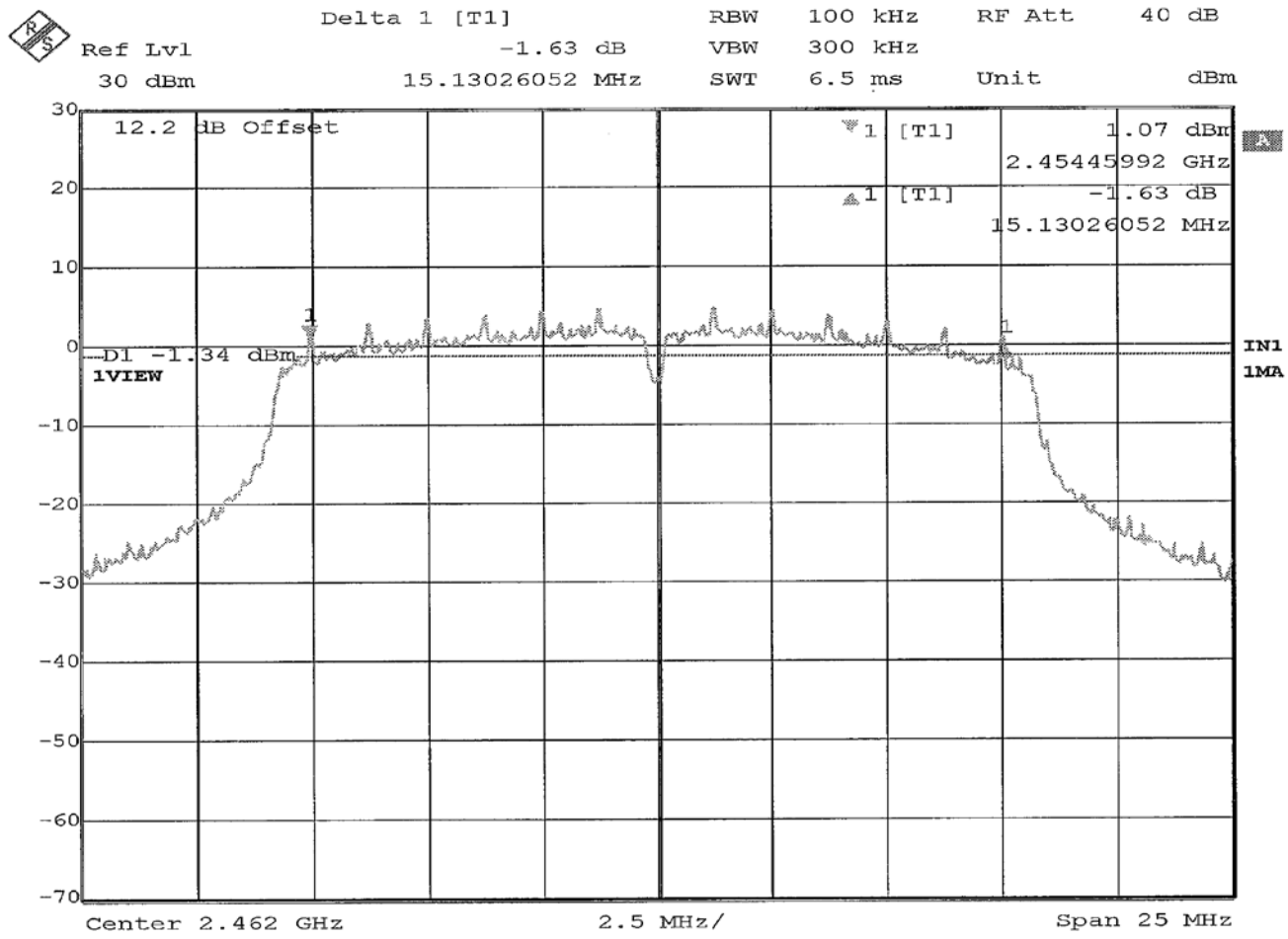

Test Photographs
Conducted Emissions, Power Output



EUT Configuration

FCC Part 15, Subpart C, Section 15.247(b)(3)
Conducted Emissions, Power Output
Test Data

RETLIF TESTING LABORATORIES

EMISSIONS TEST DATA SHEET

Test Method	**Peak Power Output**
Customer	Immedia Semiconductor, LLC.
Job Number	R-6521H-3
Test Sample	Blink Indoor/Outdoor Camera
Model Number	BCM00400U
Serial Number	G8T1-GH00-0205-00CA
Test Specification	FCC Part 15, Subpart C Paragraph 15.247 (b)(3)
Operating Mode	Transmitting modulated signal (OFDM) at 2412 MHz
Technician	M. Seamans
Date	June 25th, 2020

Notes: Measurement method: AVGSA-3

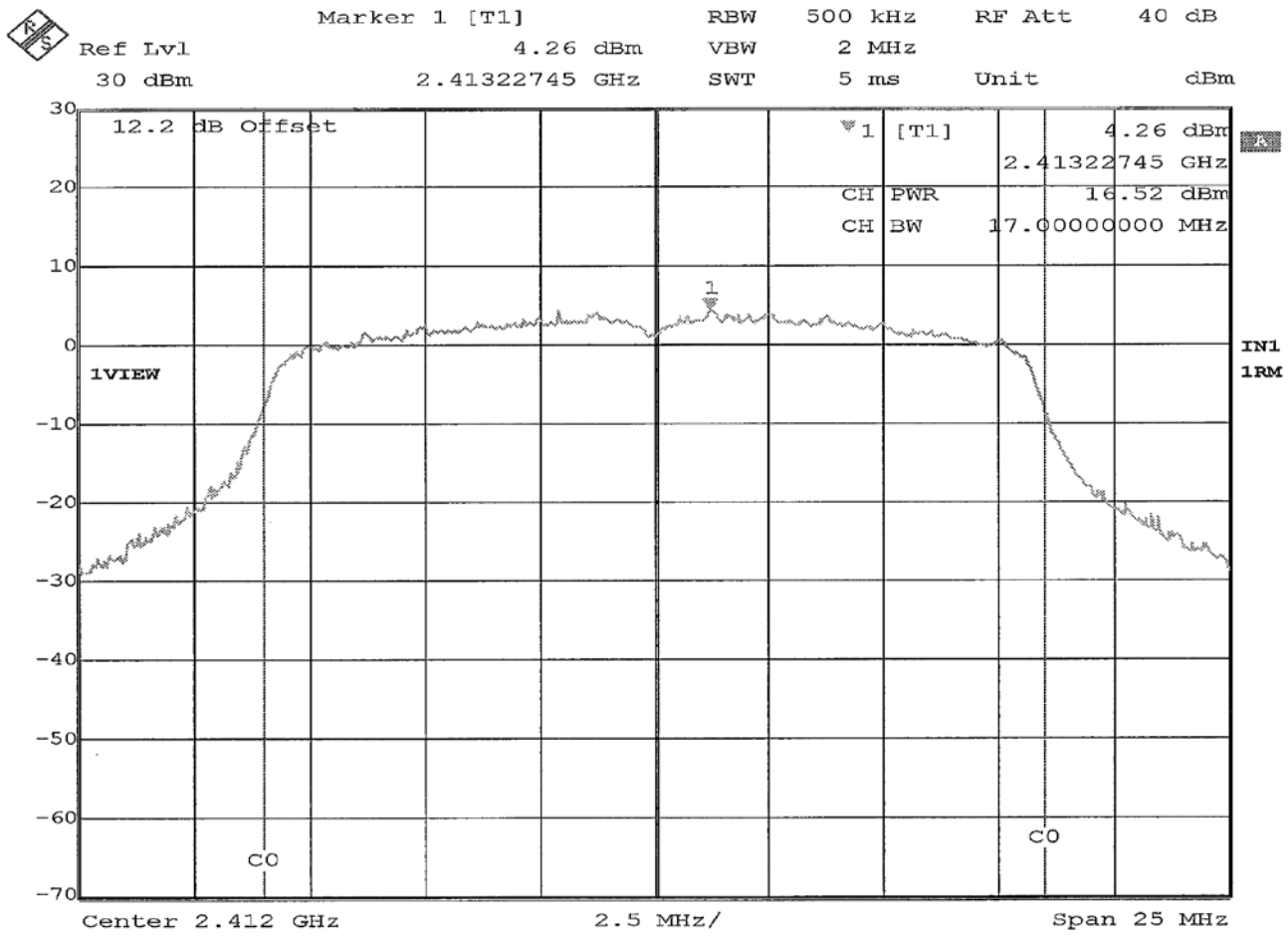

Power Output: 16.52 dBm

RETLIF TESTING LABORATORIES

EMISSIONS TEST DATA SHEET

Test Method	**Peak Power Output**
Customer	Immedia Semiconductor, LLC.
Job Number	R-6521H-3
Test Sample	Blink Indoor/Outdoor Camera
Model Number	BCM00400U
Serial Number	G8T1-GH00-0205-00CA
Test Specification	FCC Part 15, Subpart C Paragraph 15.247 (b)(3)
Operating Mode	Transmitting modulated signal (OFDM) at 2437 MHz
Technician	M. Seamans
Date	June 25th, 2020

Notes: Measurement method: AVGSA-3

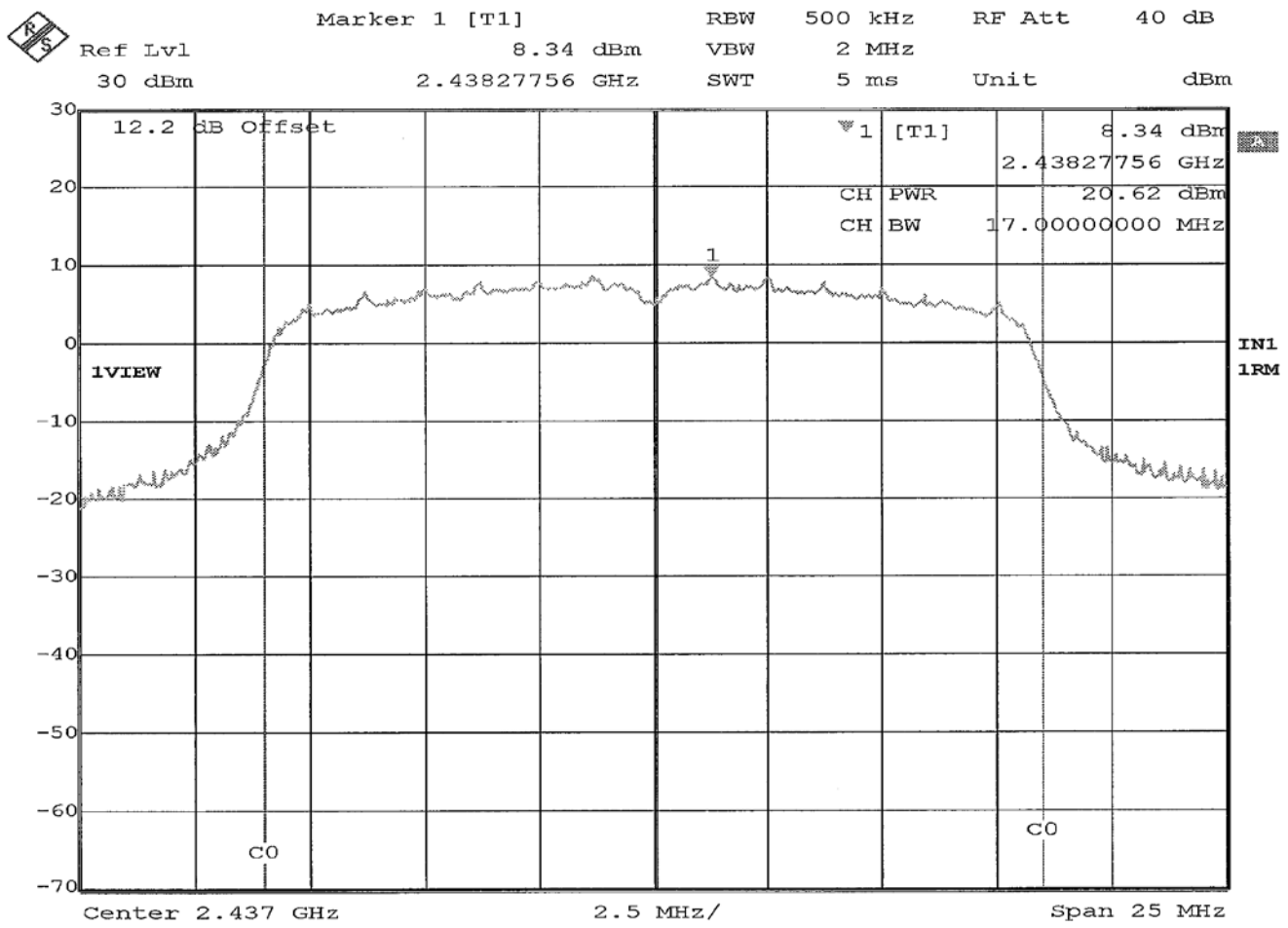

Power Output: 20.62 dBm

RETLIF TESTING LABORATORIES

EMISSIONS TEST DATA SHEET

Test Method	**Peak Power Output**
Customer	Immedia Semiconductor, LLC.
Job Number	R-6521H-3
Test Sample	Blink Indoor/Outdoor Camera
Model Number	BCM00400U
Serial Number	G8T1-GH00-0205-00CA
Test Specification	FCC Part 15, Subpart C Paragraph 15.247 (b)(3)
Operating Mode	Transmitting modulated signal (OFDM) at 2462 MHz
Technician	M. Seamans
Date	June 25th, 2020

Notes: Measurement method: AVGSA-3

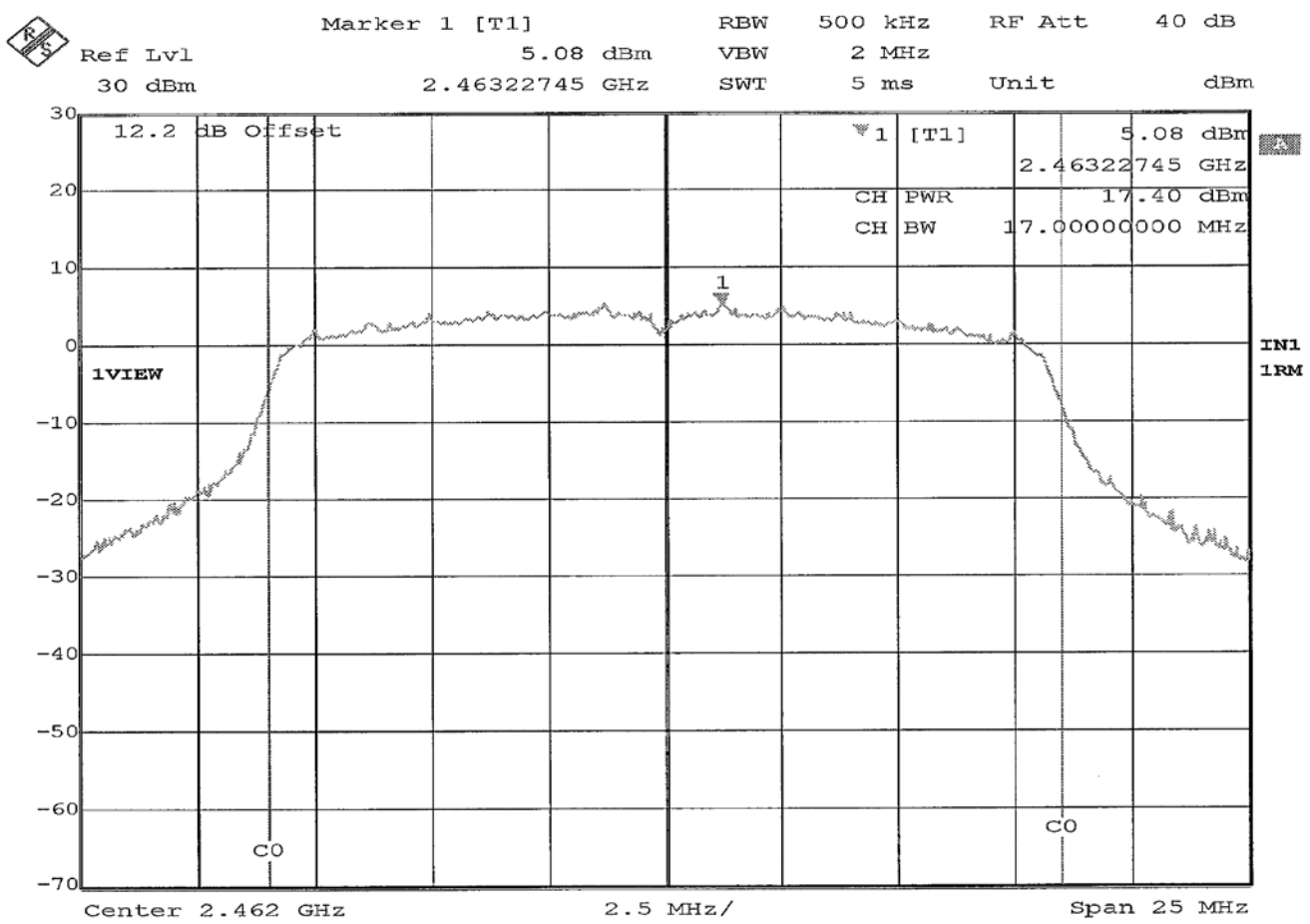

Power Output: 17.40 dBm

RETLIF TESTING LABORATORIES

EMISSIONS TEST DATA SHEET

Test Method	**Peak Power Output**
Customer	Immedia Semiconductor, LLC.
Job Number	R-6521H-3
Test Sample	Blink Indoor/Outdoor Camera
Model Number	BCM00400U
Serial Number	G8T1-GH00-0205-00CA
Test Specification	FCC Part 15, Subpart C Paragraph 15.247 (b)(3)
Operating Mode	Transmitting modulated signal (DSSS) at 2412 MHz
Technician	M. Seamans
Date	June 25th, 2020

Notes: Measurement method: AVGSA-3

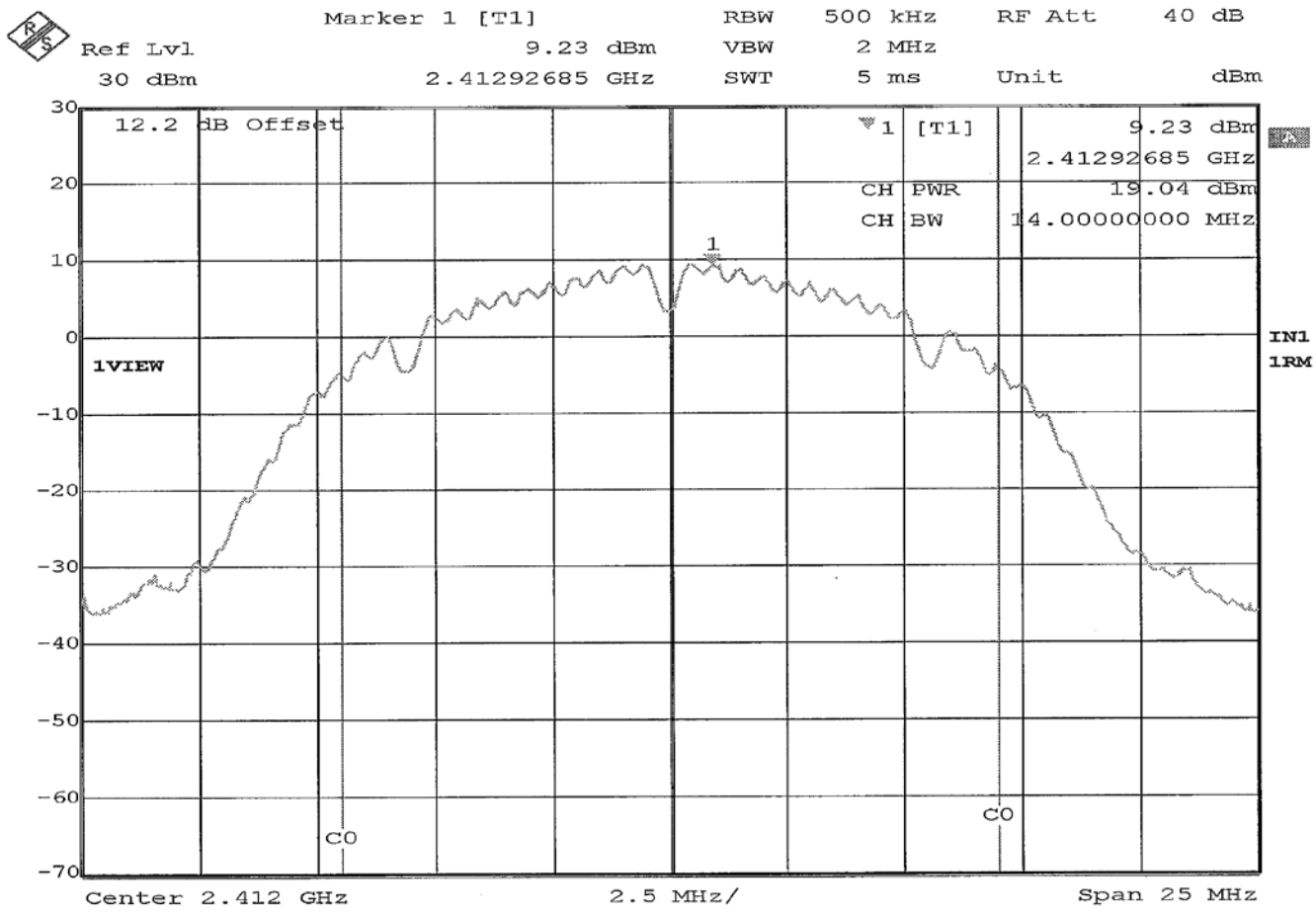

Power Output: 19.04 dBm

RETLIF TESTING LABORATORIES

EMISSIONS TEST DATA SHEET

Test Method	**Peak Power Output**
Customer	Immedia Semiconductor, LLC.
Job Number	R-6521H-3
Test Sample	Blink Indoor/Outdoor Camera
Model Number	BCM00400U
Serial Number	G8T1-GH00-0205-00CA
Test Specification	FCC Part 15, Subpart C Paragraph 15.247 (b)(3)
Operating Mode	Transmitting modulated signal (DSSS) at 2437 MHz
Technician	M. Seamans
Date	June 25th, 2020

Notes: Measurement method: AVGSA-3

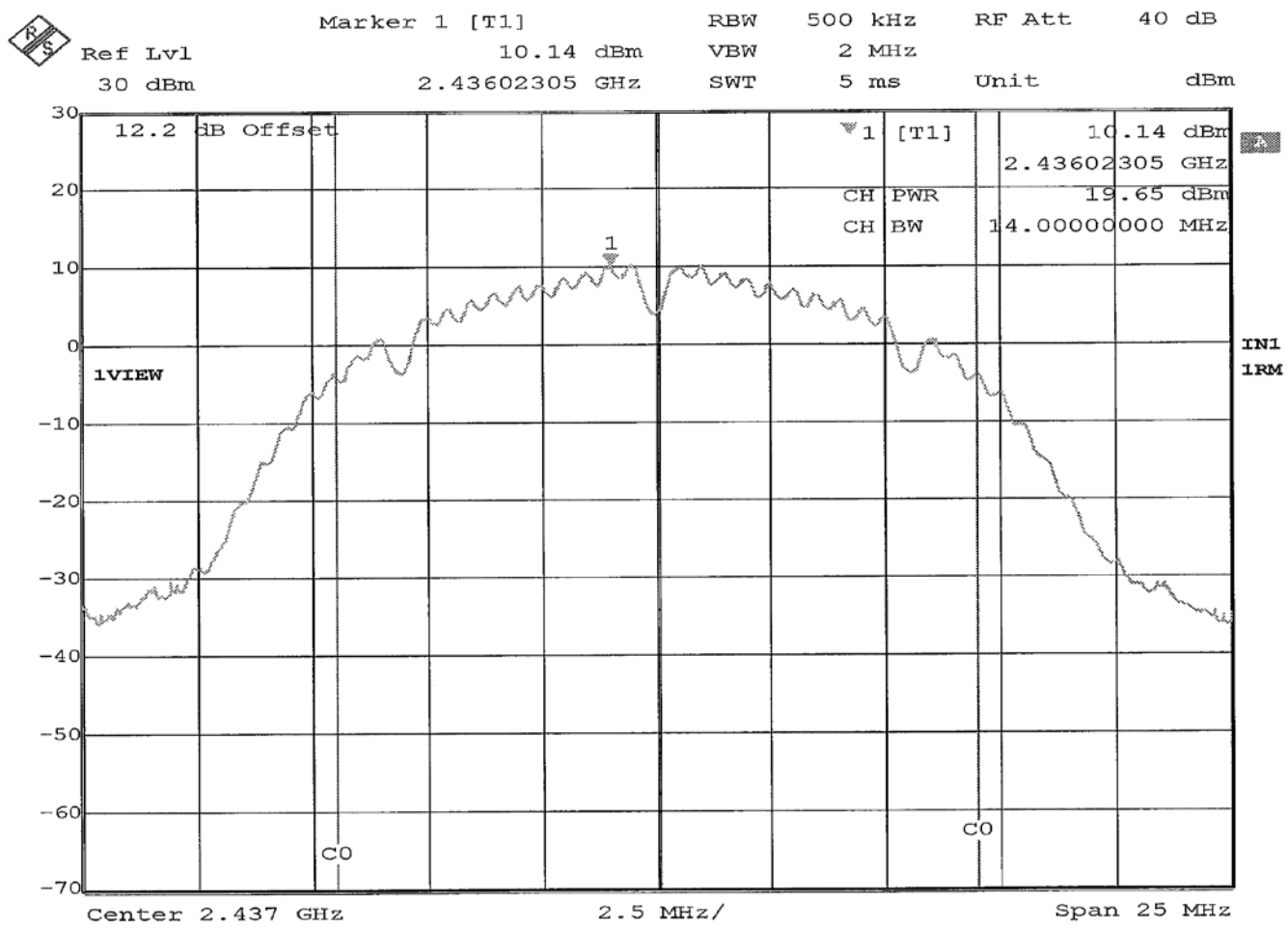

Power Output: 19.65 dBm

RETLIF TESTING LABORATORIES

EMISSIONS TEST DATA SHEET	
Test Method	**Peak Power Output**
Customer	Immedia Semiconductor, LLC.
Job Number	R-6521H-3
Test Sample	Blink Indoor/Outdoor Camera
Model Number	BCM00400U
Serial Number	G8T1-GH00-0205-00CA
Test Specification	FCC Part 15, Subpart C Paragraph 15.247 (b)(3)
Operating Mode	Transmitting modulated signal (DSSS) at 2462 MHz
Technician	M. Seamans
Date	June 25th, 2020

Notes: Measurement method: AVGSA-3

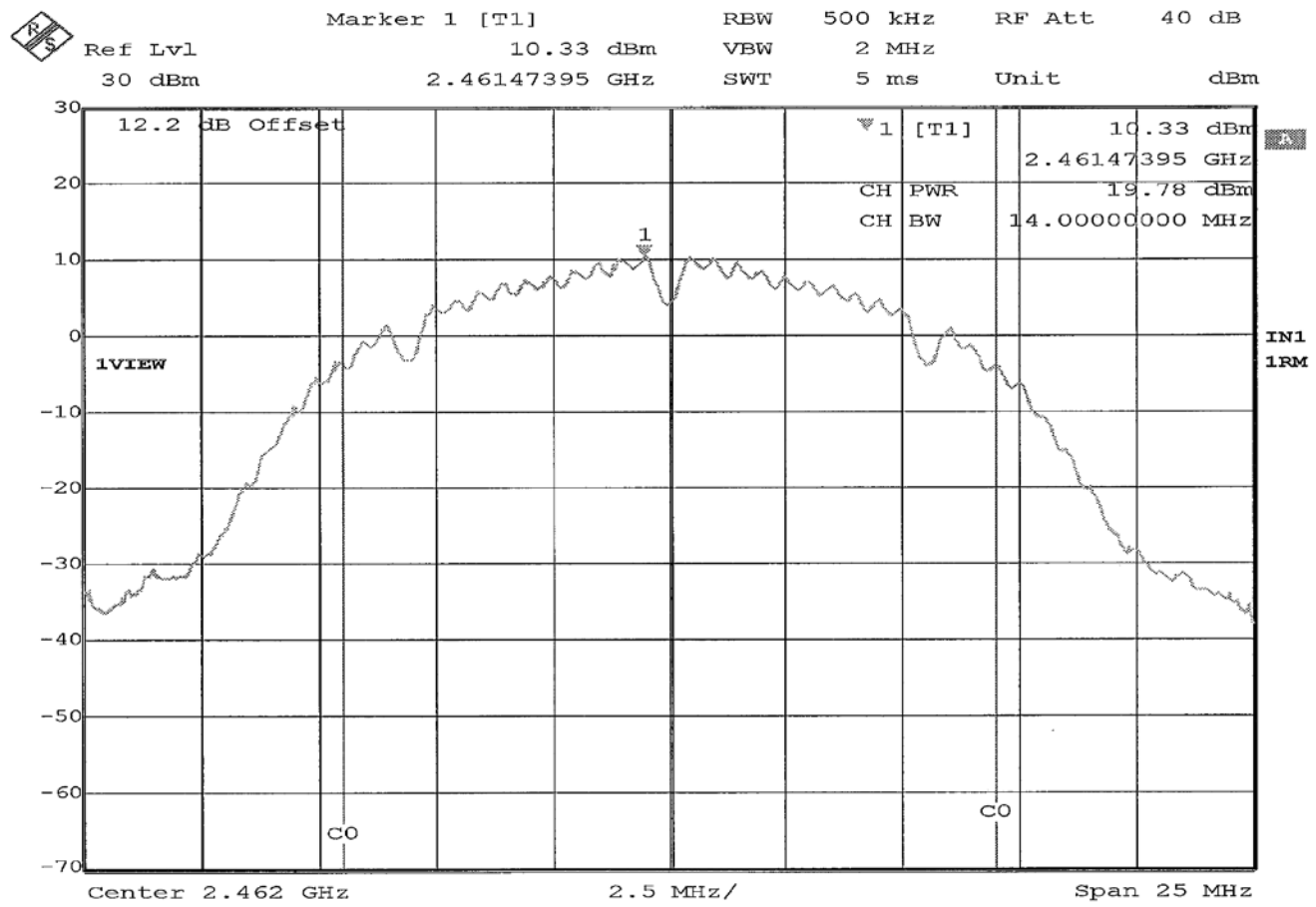

Power Output: 19.78 dBm

RETLIF TESTING LABORATORIES

EMISSIONS TEST DATA SHEET

Test Method	**Peak Power Output**
Customer	Immedia Semiconductor, LLC.
Job Number	R-6521H-3
Test Sample	Blink Indoor/Outdoor Camera
Model Number	BCM00400U
Serial Number	G8T1-GH00-0205-00CA
Test Specification	FCC Part 15, Subpart C Paragraph 15.247 (b)(3)
Operating Mode	Transmitting modulated signal (Non11) at 2412 MHz
Technician	M. Seamans
Date	June 25th, 2020

Notes: Measurement method: AVGSA-3

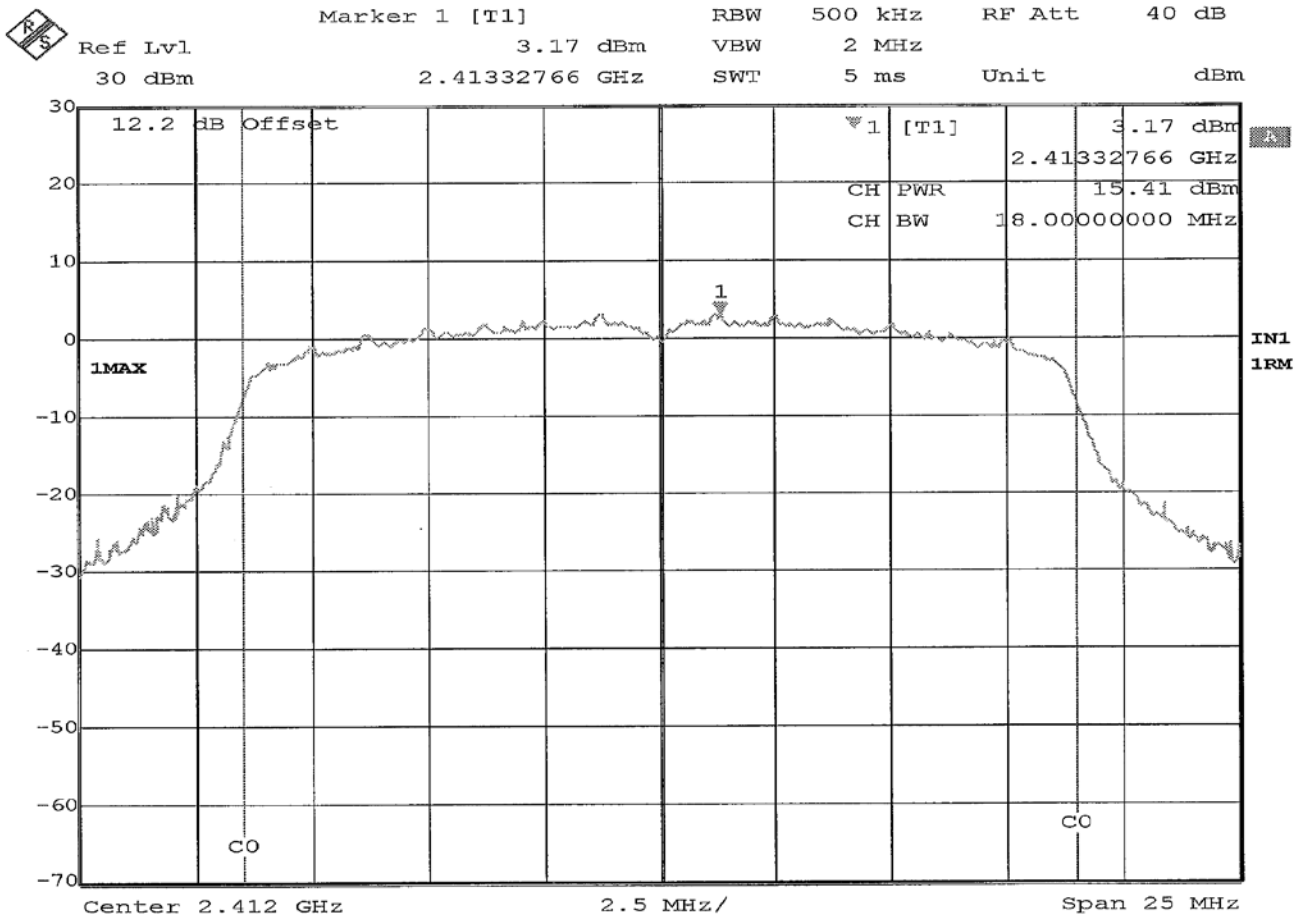

Power Output: 15.41 dBm

RETLIF TESTING LABORATORIES

EMISSIONS TEST DATA SHEET

Test Method	**Peak Power Output**
Customer	Immedia Semiconductor, LLC.
Job Number	R-6521H-3
Test Sample	Blink Indoor/Outdoor Camera
Model Number	BCM00400U
Serial Number	G8T1-GH00-0205-00CA
Test Specification	FCC Part 15, Subpart C Paragraph 15.247 (b)(3)
Operating Mode	Transmitting modulated signal (Non11) at 2437 MHz
Technician	M. Seamans
Date	June 25th, 2020

Notes: Measurement method: AVGSA-3

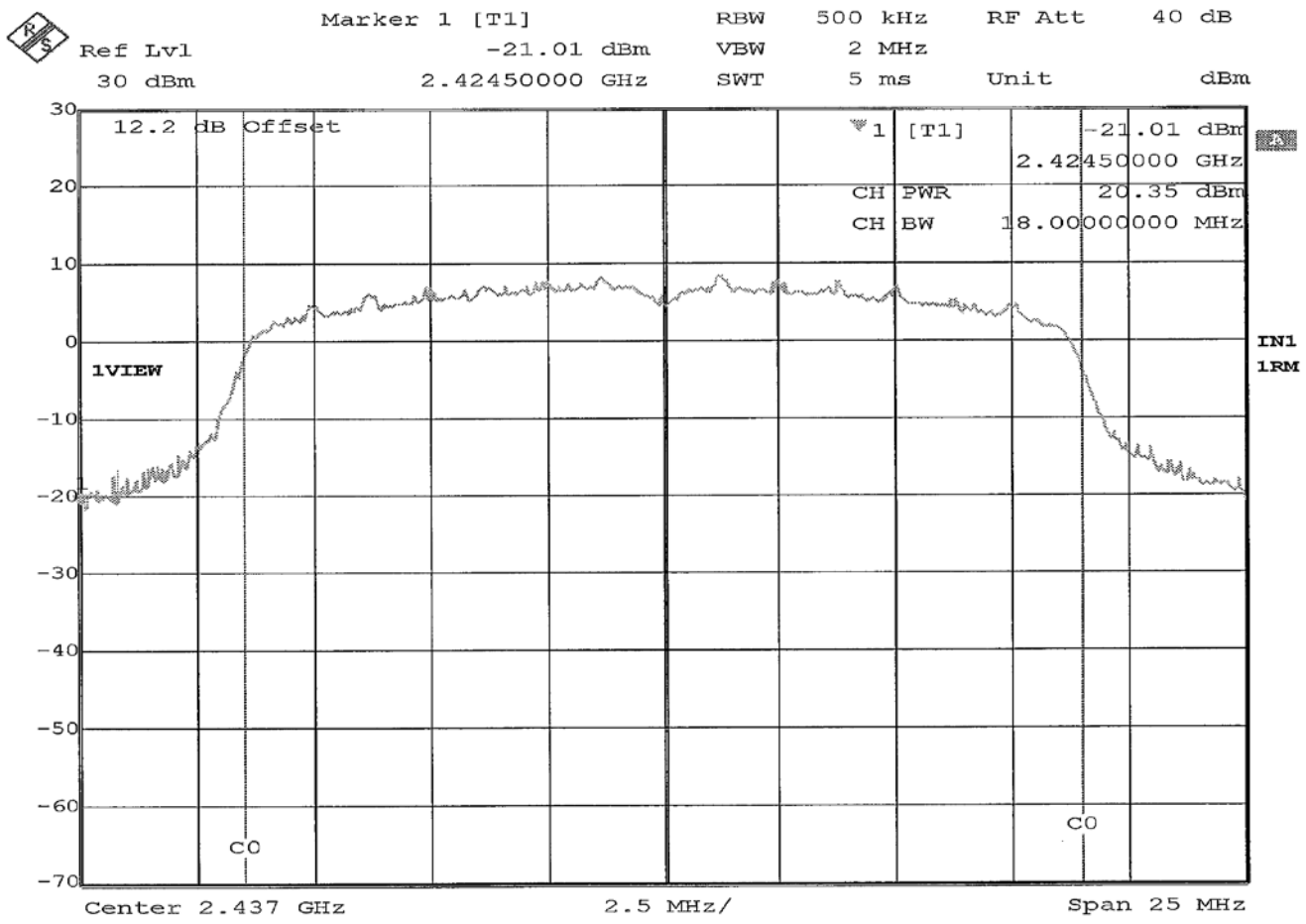

Power Output: 20.53 dBm

RETLIF TESTING LABORATORIES

EMISSIONS TEST DATA SHEET

Test Method	**Peak Power Output**
Customer	Immedia Semiconductor, LLC.
Job Number	R-6521H-3
Test Sample	Blink Indoor/Outdoor Camera
Model Number	BCM00400U
Serial Number	G8T1-GH00-0205-00CA
Test Specification	FCC Part 15, Subpart C Paragraph 15.247 (b)(3)
Operating Mode	Transmitting modulated signal (Non11) at 2462 MHz
Technician	M. Seamans
Date	June 25th, 2020

Notes: Measurement method: AVGSA-3

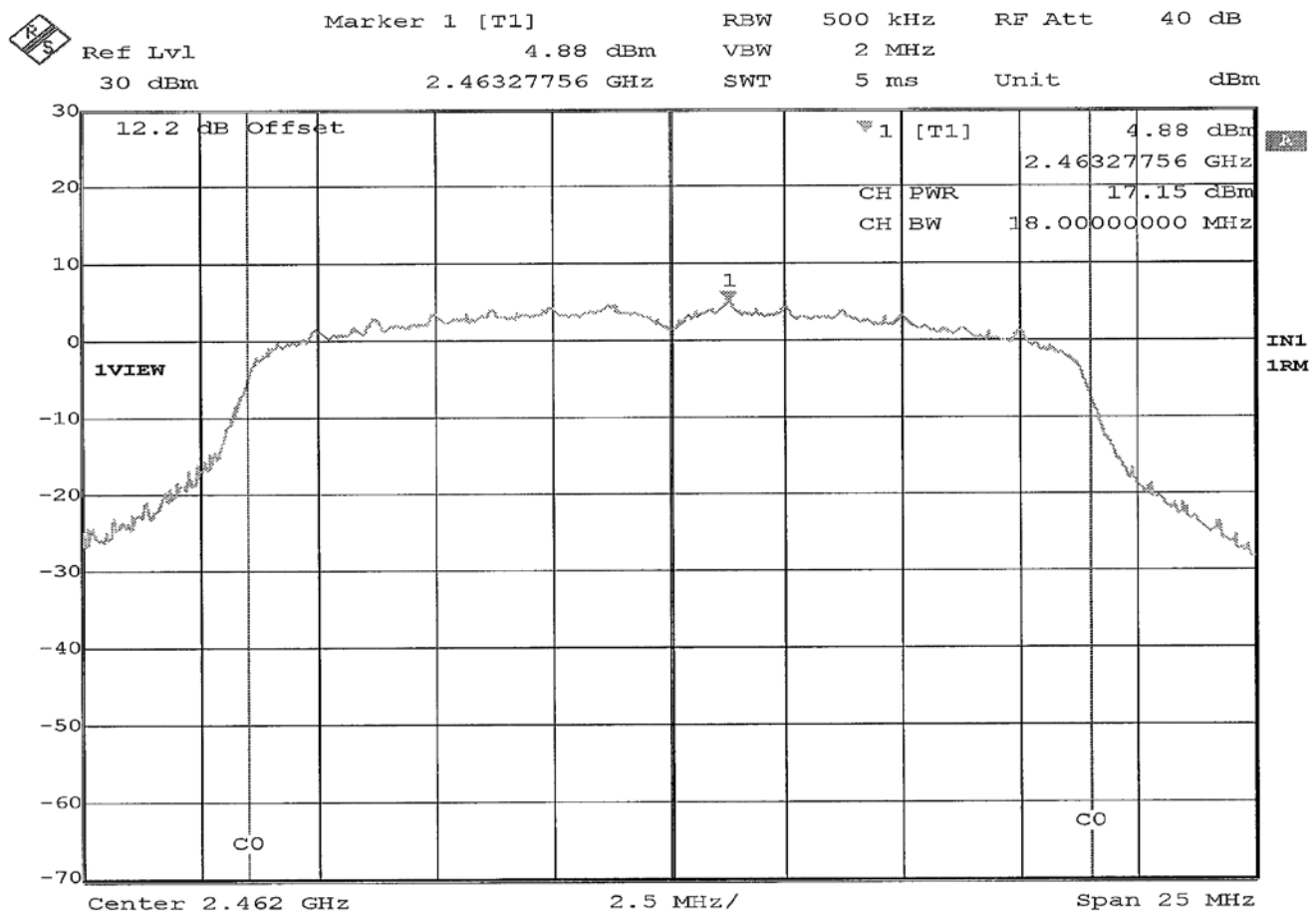

Power Output: 17.15 dBm

Test Photographs
Antenna Port, Conducted Emissions



EUT Configuration

FCC Part 15, Subpart C, Section 15.247(d)
Antenna Port, Conducted Emissions
Band Edge Test Data

EMISSIONS TEST DATA SHEET	
Method:	**Band Edge**
Test Specification:	FCC Part 15, Subpart C Paragraph: 15.247 (d)
Job Number:	R-6521H-3
Customer:	Immedia Semiconductor, LLC.
Test Sample:	Blink Indoor/Outdoor Camera
Model Number:	BCM00400U
Serial Number:	G8T1-GH00-0205-00CA
Operating Mode:	Transmitting modulated signal (OFDM) at 2412 MHz
Technician:	M. Seamans
Date(s):	June 26th, 2020
Temp/ Relative Humidity:	23.2 °C / 53.0 %
Notes:	Peak Detector, Reading: -29.97 dBm Limit: -22.10 dBm

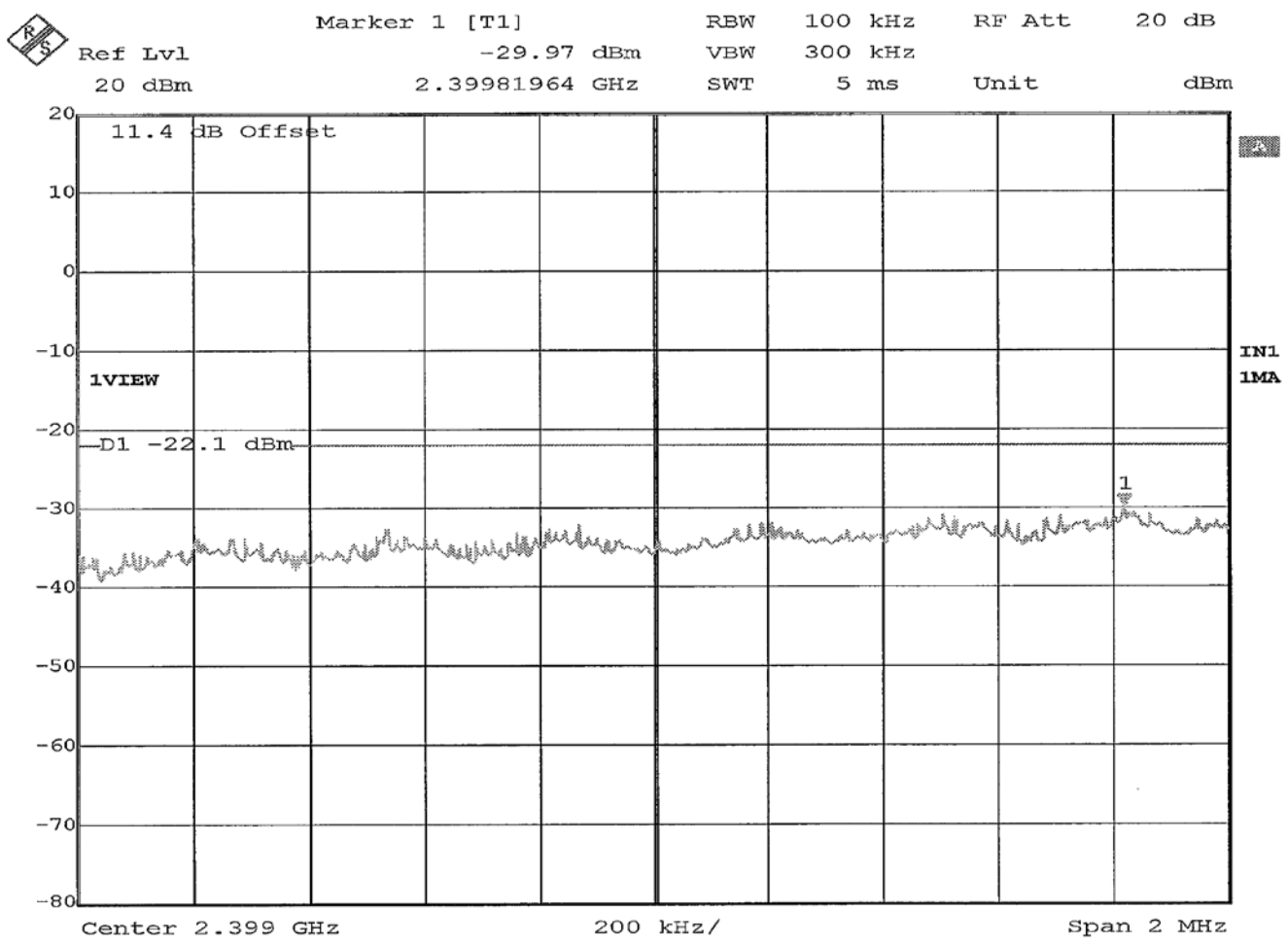

Band Edge Low

EMISSIONS TEST DATA SHEET	
Method:	**Band Edge**
Test Specification:	FCC Part 15, Subpart C Paragraph: 15.247 (d)
Job Number:	R-6521H-3
Customer:	Immedia Semiconductor, LLC.
Test Sample:	Blink Indoor/Outdoor Camera
Model Number:	BCM00400U
Serial Number:	G8T1-GH00-0205-00CA
Operating Mode:	Transmitting modulated signal (OFDM) at 2462 MHz
Technician:	M. Seamans
Date(s):	June 26th, 2020
Temp/ Relative Humidity:	23.2 °C / 53.0 %
Notes:	Peak Detector, Reading: -50.15 dBm Limit: -22.10 dBm

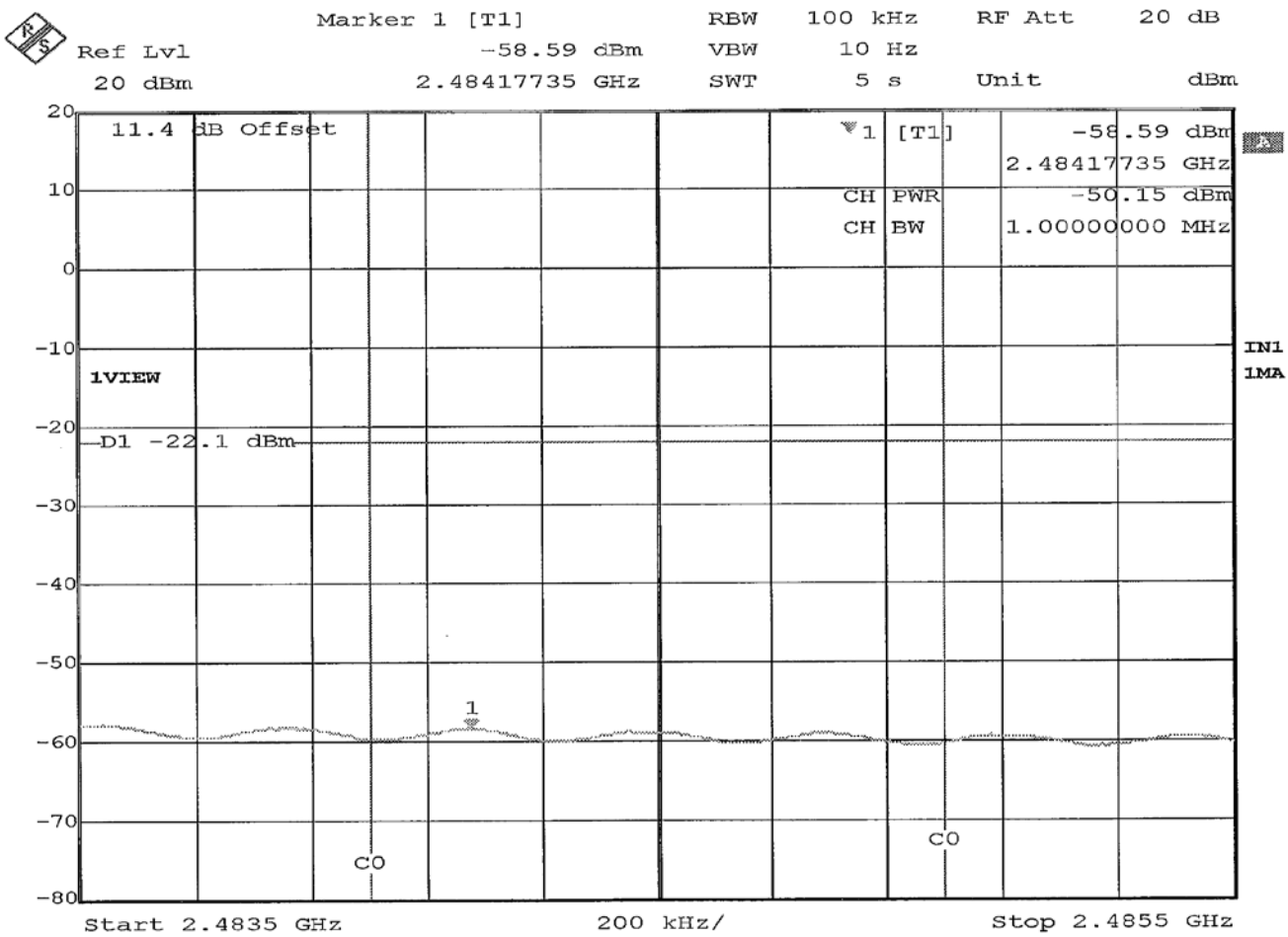

Band Edge High

EMISSIONS TEST DATA SHEET	
Method:	**Band Edge**
Test Specification:	FCC Part 15, Subpart C Paragraph: 15.247 (d)
Job Number:	R-6521H-3
Customer:	Immedia Semiconductor, LLC.
Test Sample:	Blink Indoor/Outdoor Camera
Model Number:	BCM00400U
Serial Number:	G8T1-GH00-0205-00CA
Operating Mode:	Transmitting modulated signal (DSSS) at 2412 MHz
Technician:	M. Seamans
Date(s):	June 26th, 2020
Temp/ Relative Humidity:	23.2 °C / 53.0 %
Notes:	Peak Detector, Reading: -39.49 dBm Limit: -19.05 dBm

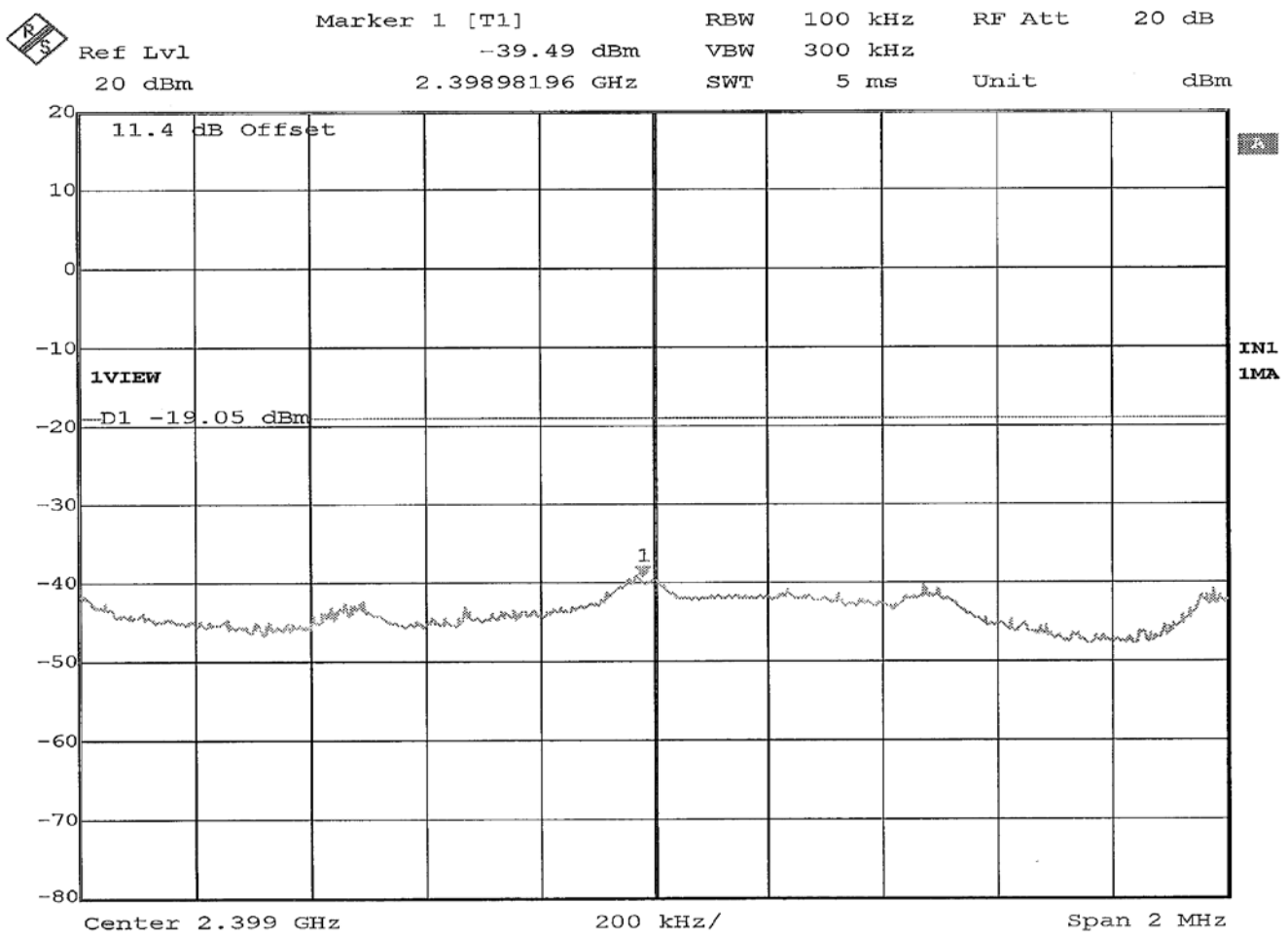

Band Edge Low

EMISSIONS TEST DATA SHEET	
Method:	**Band Edge**
Test Specification:	FCC Part 15, Subpart C Paragraph: 15.247 (d)
Job Number:	R-6521H-3
Customer:	Immedia Semiconductor, LLC.
Test Sample:	Blink Indoor/Outdoor Camera
Model Number:	BCM00400U
Serial Number:	G8T1-GH00-0205-00CA
Operating Mode:	Transmitting modulated signal (DSSS) at 2462 MHz
Technician:	M. Seamans
Date(s):	June 26th, 2020
Temp/ Relative Humidity:	23.2 °C / 53.0 %
Notes:	Peak Detector, Reading: -53.26 dBm Limit: -19.05 dBm

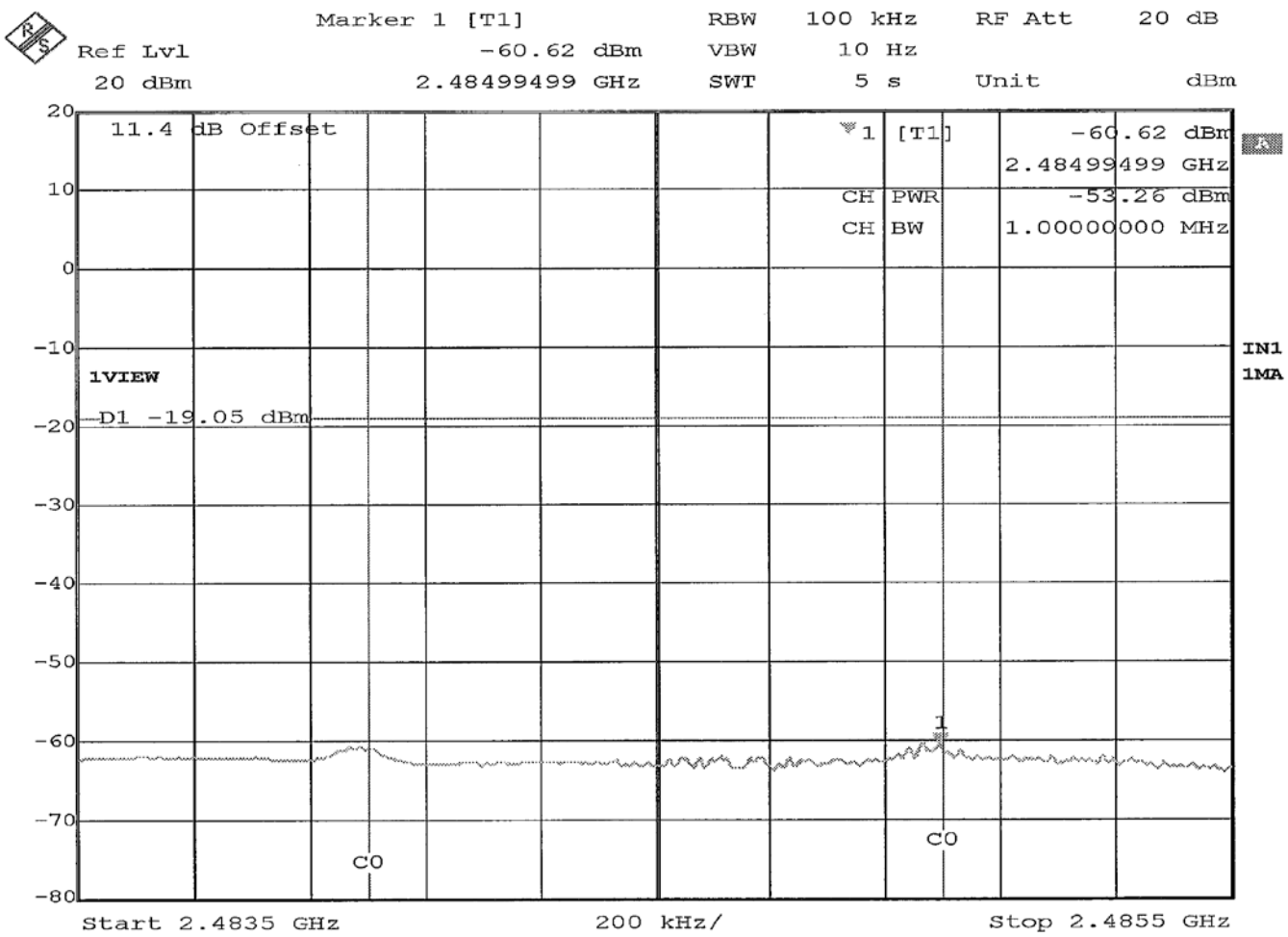

Band Edge High

EMISSIONS TEST DATA SHEET	
Method:	**Band Edge**
Test Specification:	FCC Part 15, Subpart C Paragraph: 15.247 (d)
Job Number:	R-6521H-3
Customer:	Immedia Semiconductor, LLC.
Test Sample:	Blink Indoor/Outdoor Camera
Model Number:	BCM00400U
Serial Number:	G8T1-GH00-0205-00CA
Operating Mode:	Transmitting modulated signal (Non11) at 2412 MHz
Technician:	M. Seamans
Date(s):	June 26th, 2020
Temp/ Relative Humidity:	23.2 °C / 53.0 %
Notes:	Peak Detector, Reading: -31.52 dBm Limit: -22.08 dBm

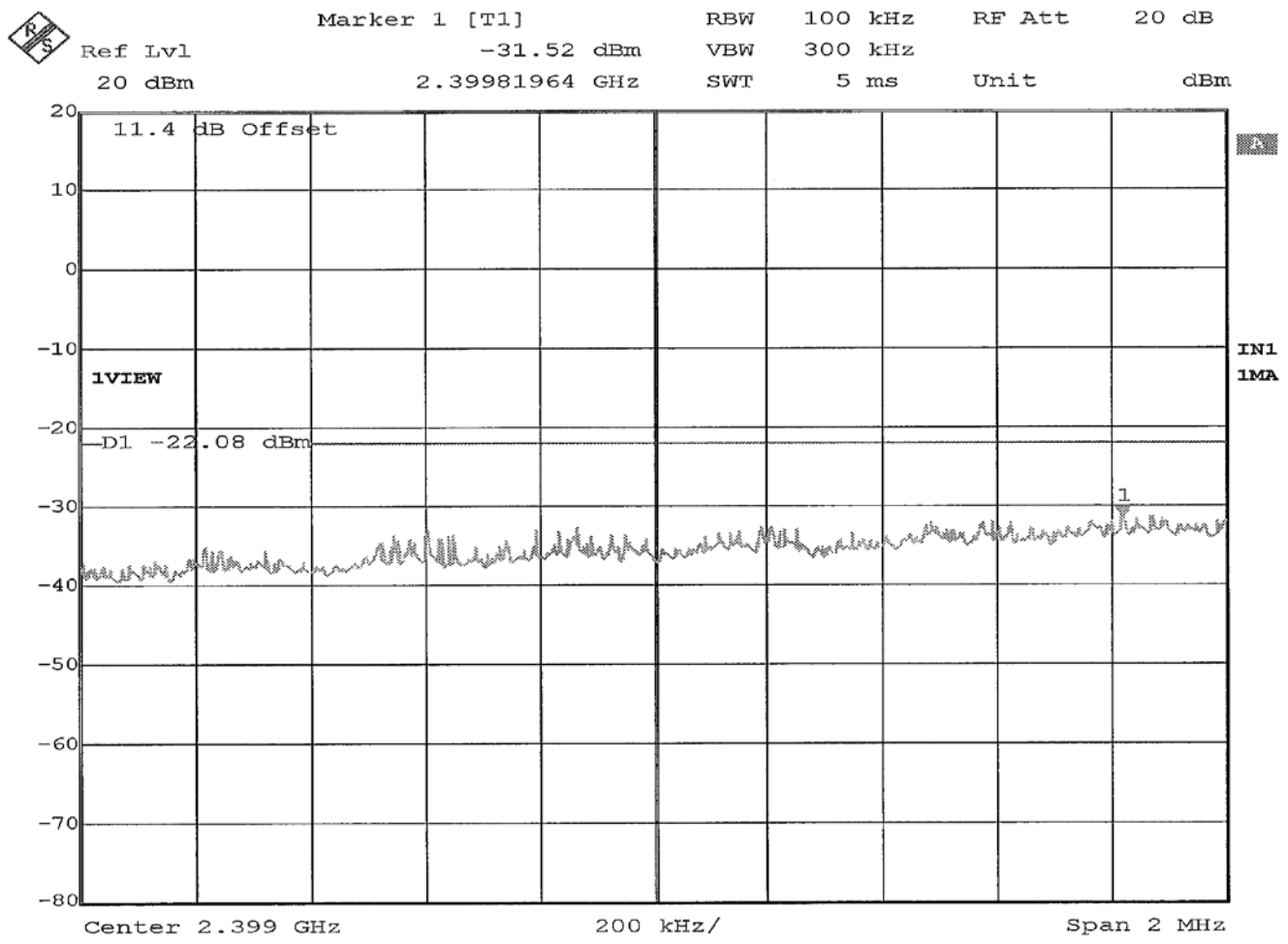

Band Edge Low

EMISSIONS TEST DATA SHEET	
Method:	**Band Edge**
Test Specification:	FCC Part 15, Subpart C Paragraph: 15.247 (d)
Job Number:	R-6521H-3
Customer:	Immedia Semiconductor, LLC.
Test Sample:	Blink Indoor/Outdoor Camera
Model Number:	BCM00400U
Serial Number:	G8T1-GH00-0205-00CA
Operating Mode:	Transmitting modulated signal (Non11) at 2462 MHz
Technician:	M. Seamans
Date(s):	June 26th, 2020
Temp/ Relative Humidity:	23.2 °C / 53.0 %
Notes:	Peak Detector, Reading: -45.92 dBm Limit: -22.08 dBm

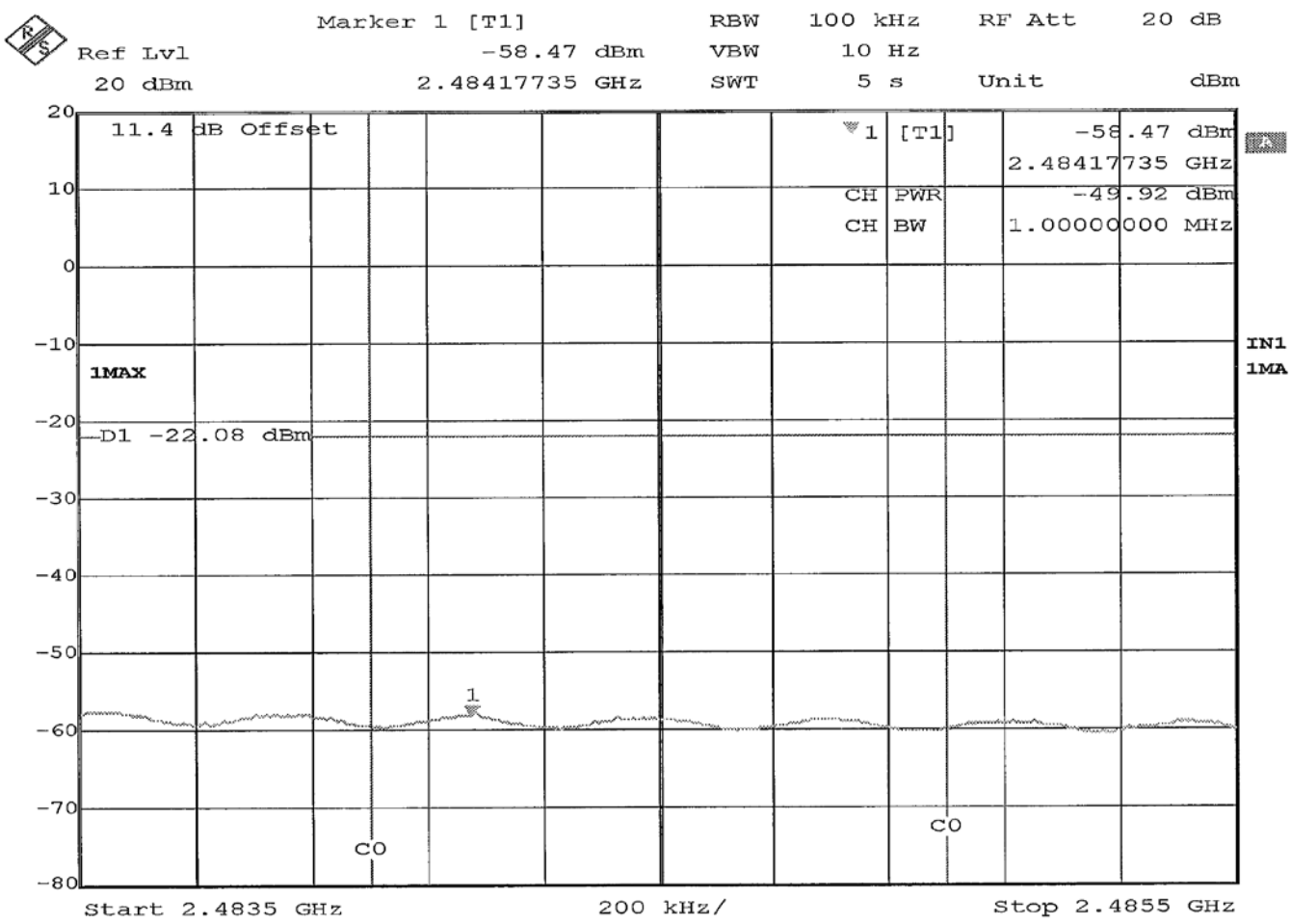

Band Edge High

FCC Part 15, Subpart C, Section 15.247(d)
Antenna Port Conducted Emissions
Out of Band Test Data

EMISSIONS TEST DATA SHEET	
Method:	**Conducted Out of Band**
Test Specification:	FCC Part 15, Subpart C Paragraph: 15.247 (d)
Job Number:	R-6521H-3
Customer:	Immedia Semiconductor, LLC.
Test Sample:	Blink Indoor/Outdoor Camera
Model Number:	BCM00400U
Serial Number:	G8T1-GH00-0205-00CA
Operating Mode:	Transmitting modulated signal (OFDM) at 2412 MHz
Technician:	M. Seamans
Date(s):	June 26th, 2020
Temp/ Relative Humidity:	23.2 °C / 53.0 %
Notes:	Limit: -22.10 dBm

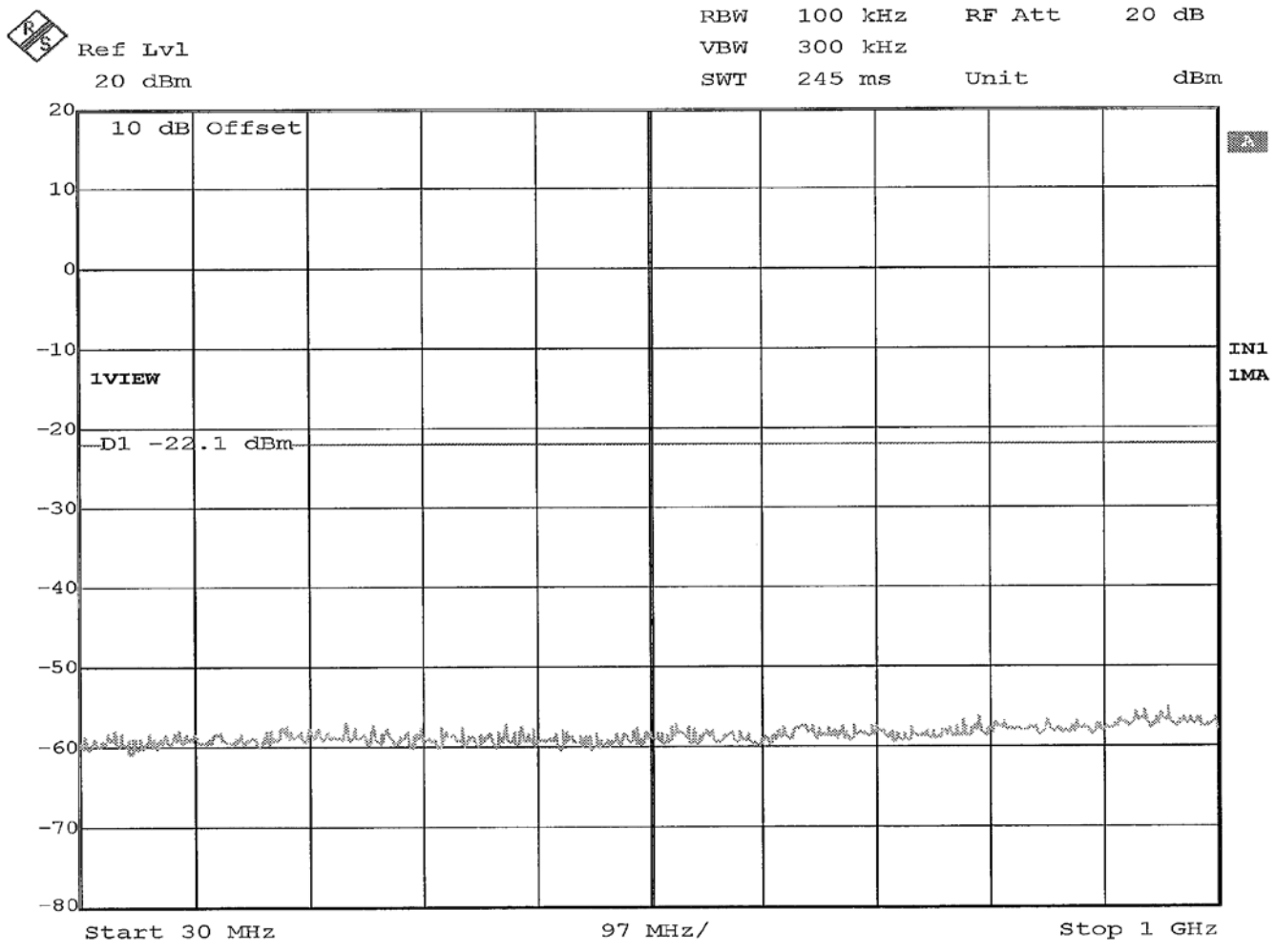

30MHz to 1GHz

EMISSIONS TEST DATA SHEET	
Method:	**Conducted Out of Band**
Test Specification:	FCC Part 15, Subpart C Paragraph: 15.247 (d)
Job Number:	R-6521H-3
Customer:	Immedia Semiconductor, LLC.
Test Sample:	Blink Indoor/Outdoor Camera
Model Number:	BCM00400U
Serial Number:	G8T1-GH00-0205-00CA
Operating Mode:	Transmitting modulated signal (OFDM) at 2412 MHz
Technician:	M. Seamans
Date(s):	June 26th, 2020
Temp/ Relative Humidity:	23.2 °C / 53.0 %
Notes:	Limit: -22.10 dBm

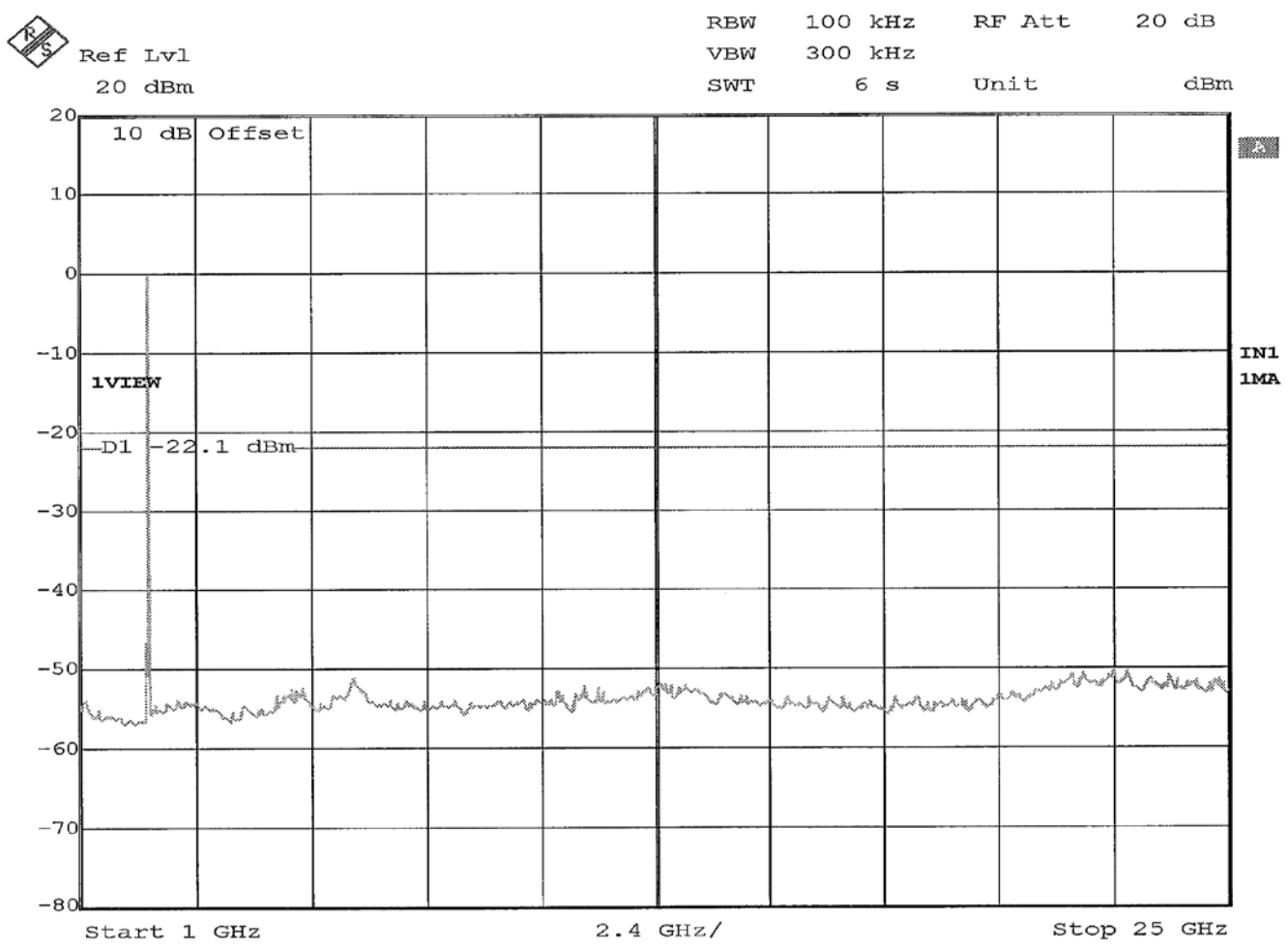

1GHz to 25GHz

EMISSIONS TEST DATA SHEET	
Method:	**Conducted Out of Band**
Test Specification:	FCC Part 15, Subpart C Paragraph: 15.247 (d)
Job Number:	R-6521H-3
Customer:	Immedia Semiconductor, LLC.
Test Sample:	Blink Indoor/Outdoor Camera
Model Number:	BCM00400U
Serial Number:	G8T1-GH00-0205-00CA
Operating Mode:	Transmitting modulated signal (OFDM) at 2437 MHz
Technician:	M. Seamans
Date(s):	June 26th, 2020
Temp/ Relative Humidity:	23.2 °C / 53.0 %
Notes:	Limit: -22.10 dBm

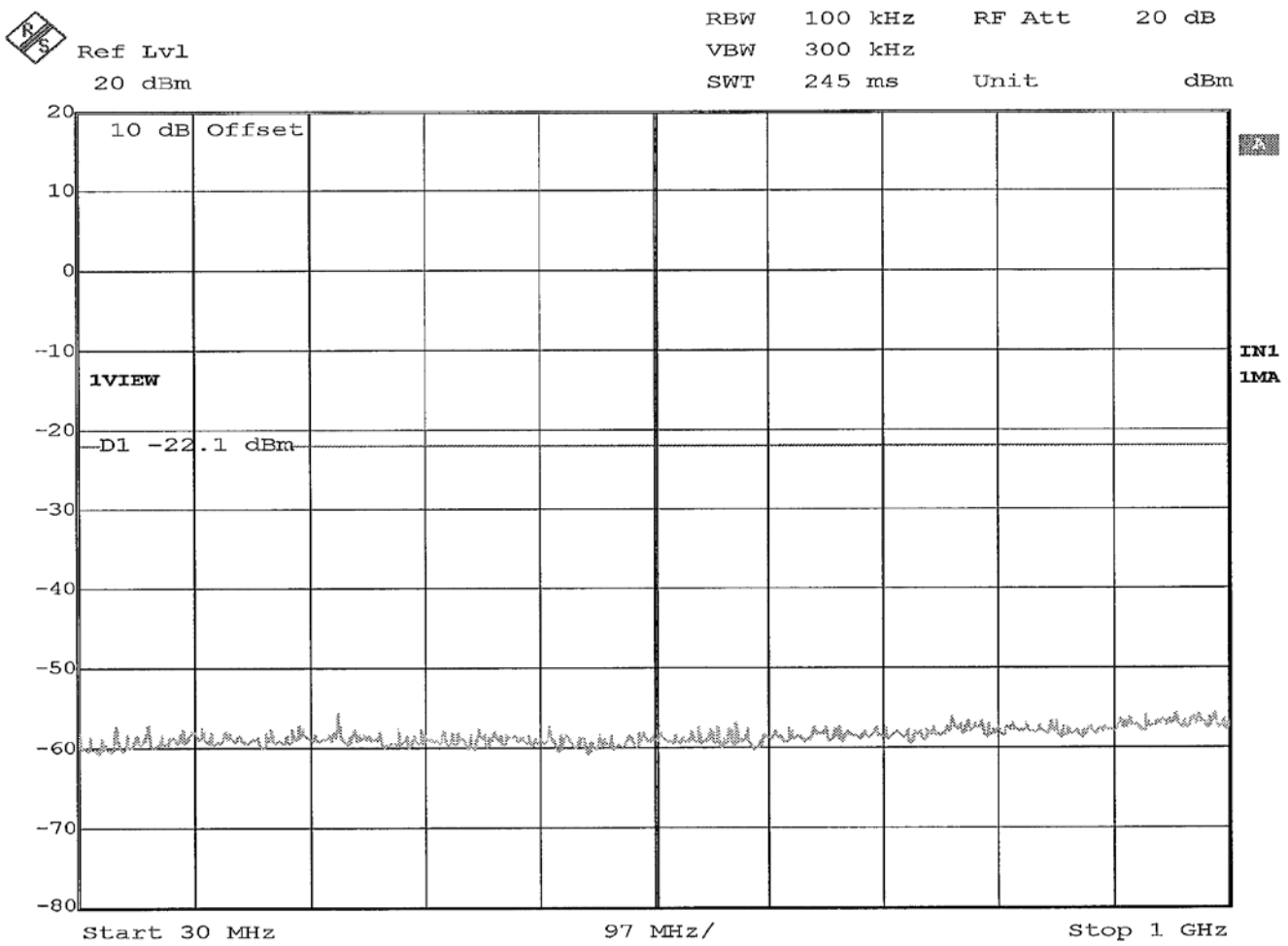

30MHz to 1GHz

EMISSIONS TEST DATA SHEET	
Method:	**Conducted Out of Band**
Test Specification:	FCC Part 15, Subpart C Paragraph: 15.247 (d)
Job Number:	R-6521H-3
Customer:	Immedia Semiconductor, LLC.
Test Sample:	Blink Indoor/Outdoor Camera
Model Number:	BCM00400U
Serial Number:	G8T1-GH00-0205-00CA
Operating Mode:	Transmitting modulated signal (OFDM) at 2437 MHz
Technician:	M. Seamans
Date(s):	June 26th, 2020
Temp/ Relative Humidity:	23.2 °C / 53.0 %
Notes:	Limit: -22.10 dBm

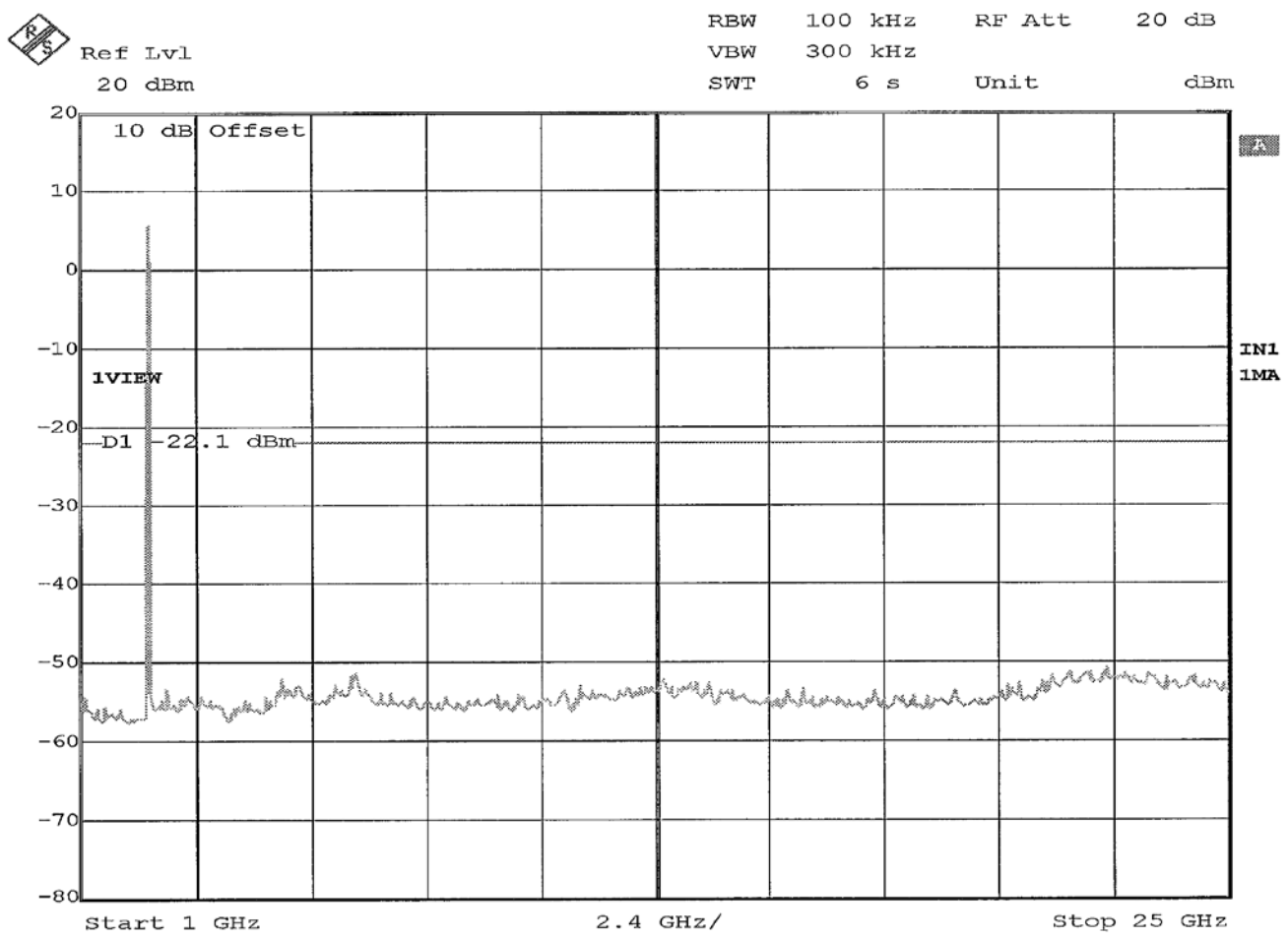

1GHz to 25GHz

EMISSIONS TEST DATA SHEET	
Method:	**Conducted Out of Band**
Test Specification:	FCC Part 15, Subpart C Paragraph: 15.247 (d)
Job Number:	R-6521H-3
Customer:	Immedia Semiconductor, LLC.
Test Sample:	Blink Indoor/Outdoor Camera
Model Number:	BCM00400U
Serial Number:	G8T1-GH00-0205-00CA
Operating Mode:	Transmitting modulated signal (OFDM) at 2462 MHz
Technician:	M. Seamans
Date(s):	June 26th, 2020
Temp/ Relative Humidity:	23.2 °C / 53.0 %
Notes:	Limit: -22.10 dBm

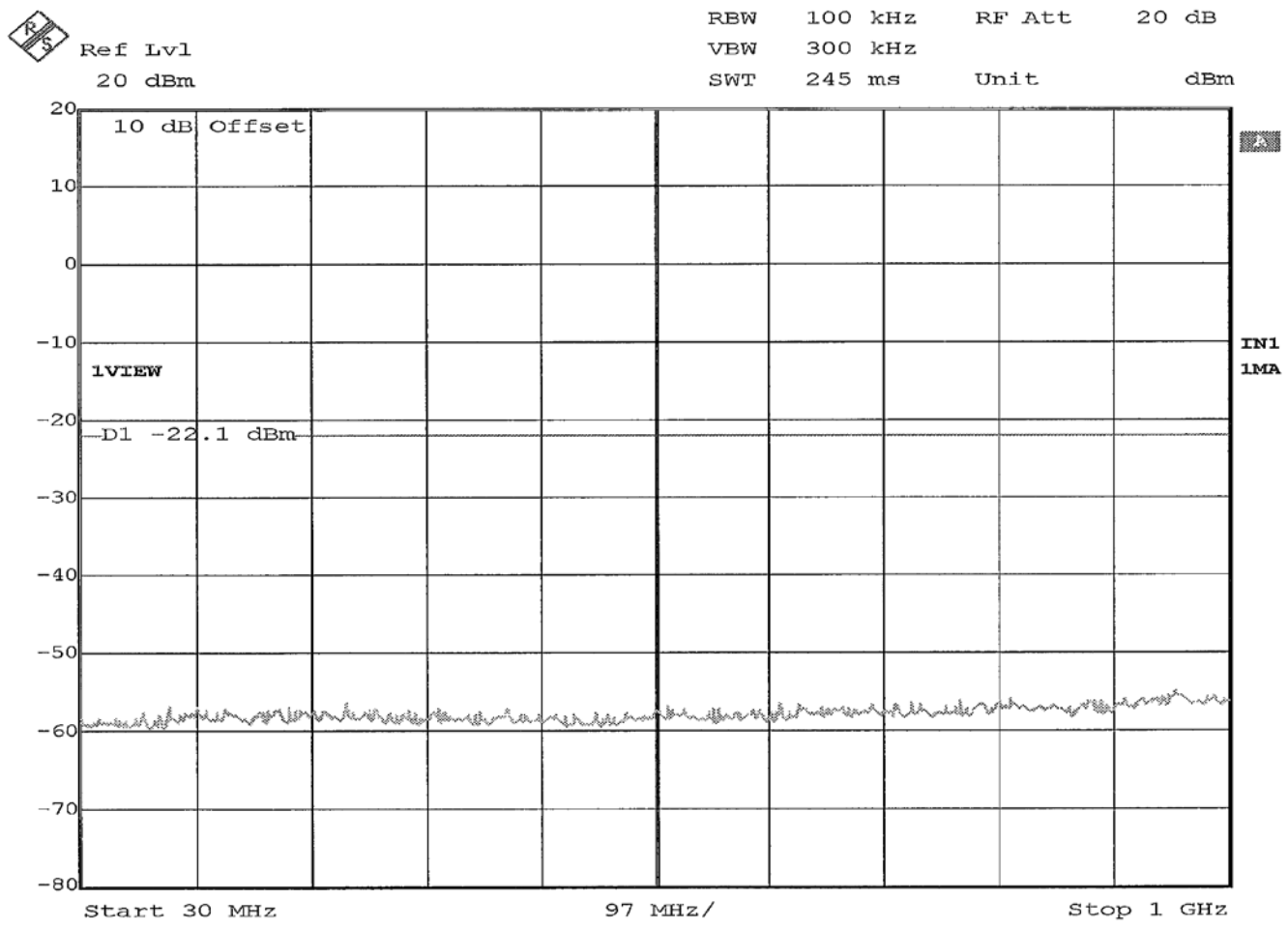

30MHz to 1GHz

EMISSIONS TEST DATA SHEET	
Method:	**Conducted Out of Band**
Test Specification:	FCC Part 15, Subpart C Paragraph: 15.247 (d)
Job Number:	R-6521H-3
Customer:	Immedia Semiconductor, LLC.
Test Sample:	Blink Indoor/Outdoor Camera
Model Number:	BCM00400U
Serial Number:	G8T1-GH00-0205-00CA
Operating Mode:	Transmitting modulated signal (OFDM) at 2462 MHz
Technician:	M. Seamans
Date(s):	June 26th, 2020
Temp/ Relative Humidity:	23.2 °C / 53.0 %
Notes:	Limit: -22.10 dBm

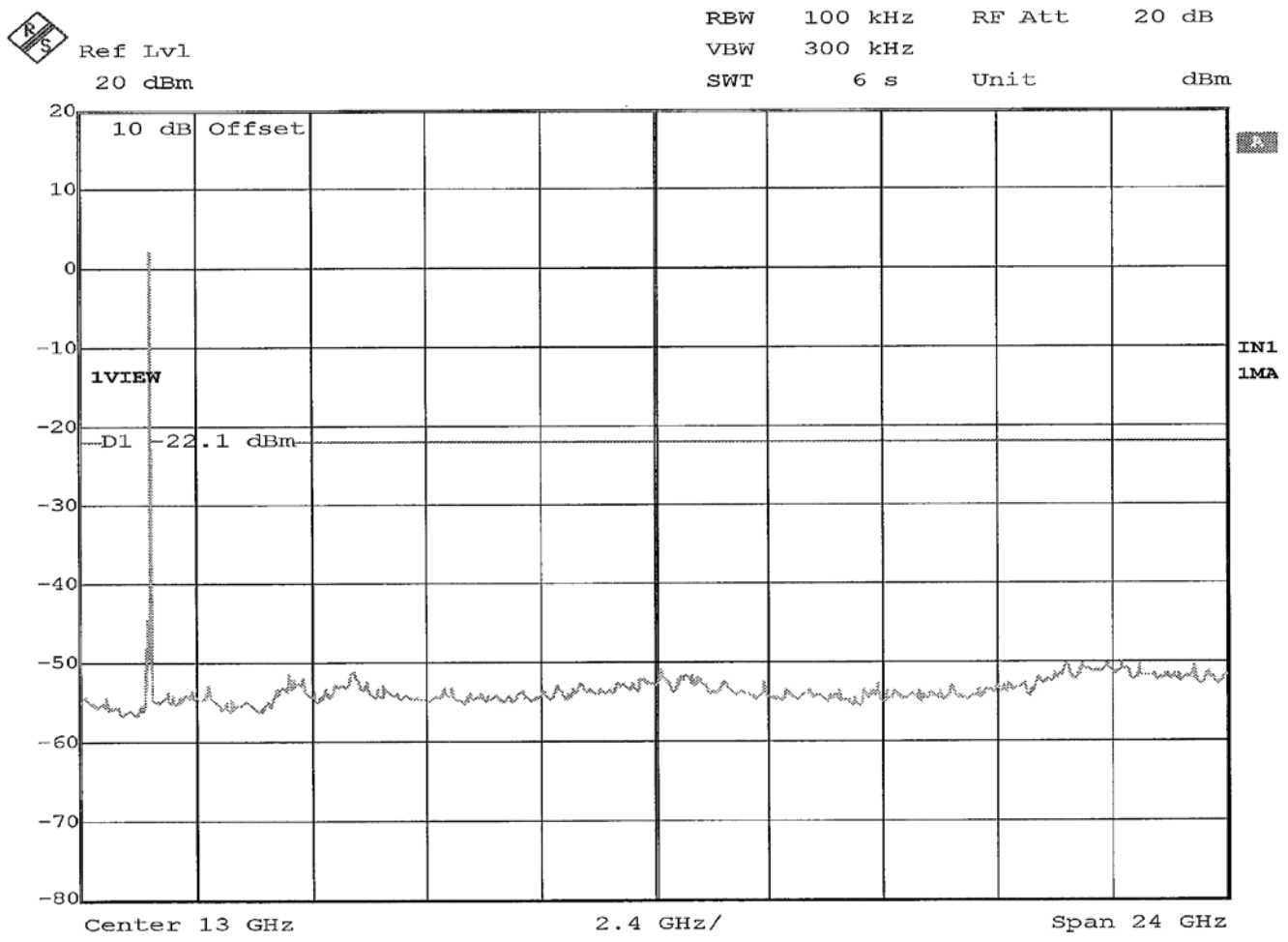

1GHz to 25GHz

EMISSIONS TEST DATA SHEET	
Method:	**Conducted Out of Band**
Test Specification:	FCC Part 15, Subpart C Paragraph: 15.247 (d)
Job Number:	R-6521H-3
Customer:	Immedia Semiconductor, LLC.
Test Sample:	Blink Indoor/Outdoor Camera
Model Number:	BCM00400U
Serial Number:	G8T1-GH00-0205-00CA
Operating Mode:	Transmitting modulated signal (DSSS) at 2412 MHz
Technician:	M. Seamans
Date(s):	June 26th, 2020
Temp/ Relative Humidity:	23.2 °C / 53.0 %
Notes:	Limit: -19.05 dBm

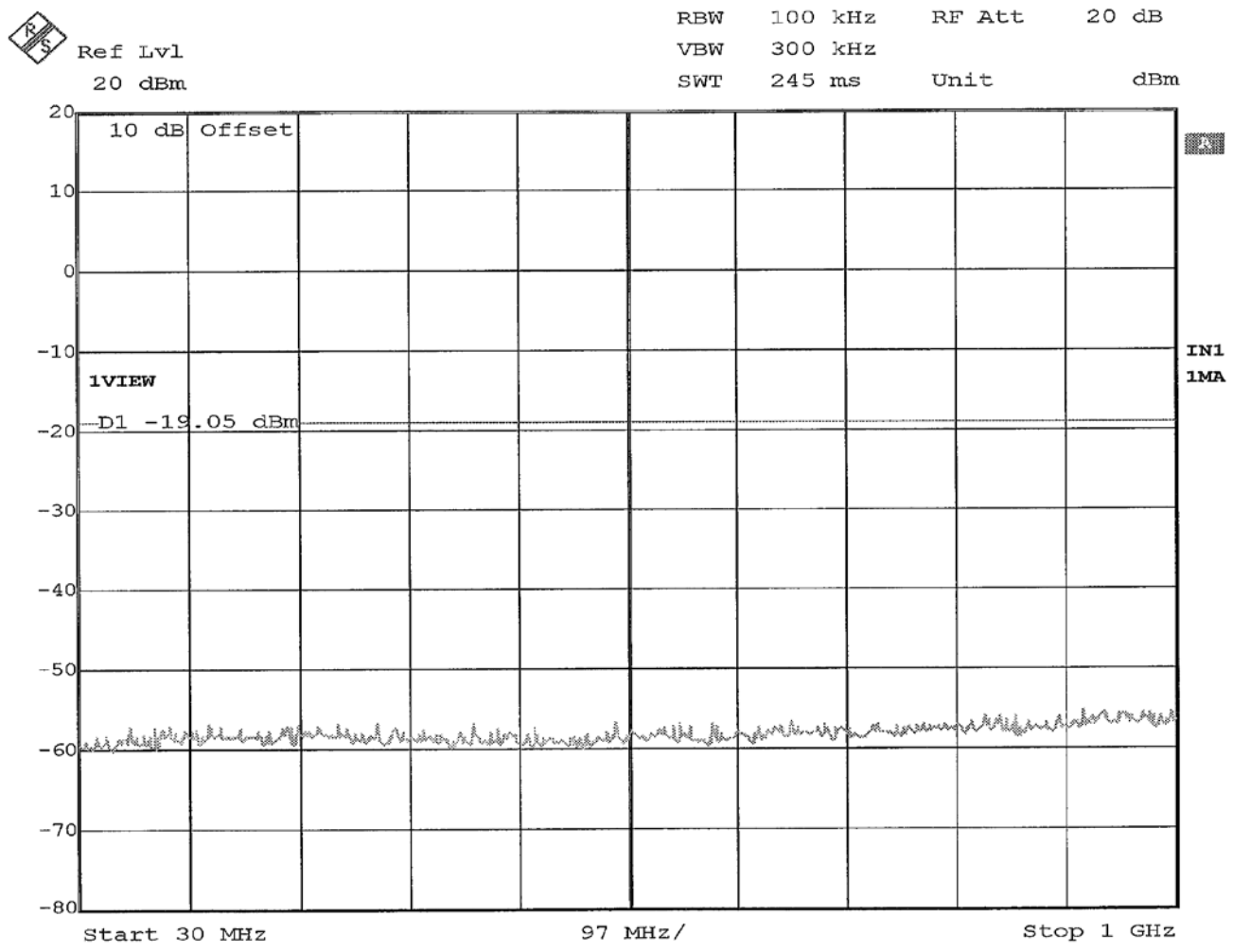

30MHz to 1GHz

EMISSIONS TEST DATA SHEET	
Method:	**Conducted Out of Band**
Test Specification:	FCC Part 15, Subpart C Paragraph: 15.247 (d)
Job Number:	R-6521H-3
Customer:	Immedia Semiconductor, LLC.
Test Sample:	Blink Indoor/Outdoor Camera
Model Number:	BCM00400U
Serial Number:	G8T1-GH00-0205-00CA
Operating Mode:	Transmitting modulated signal (DSSS) at 2412 MHz
Technician:	M. Seamans
Date(s):	June 26th, 2020
Temp/ Relative Humidity:	23.2 °C / 53.0 %
Notes:	Limit: -19.05 dBm

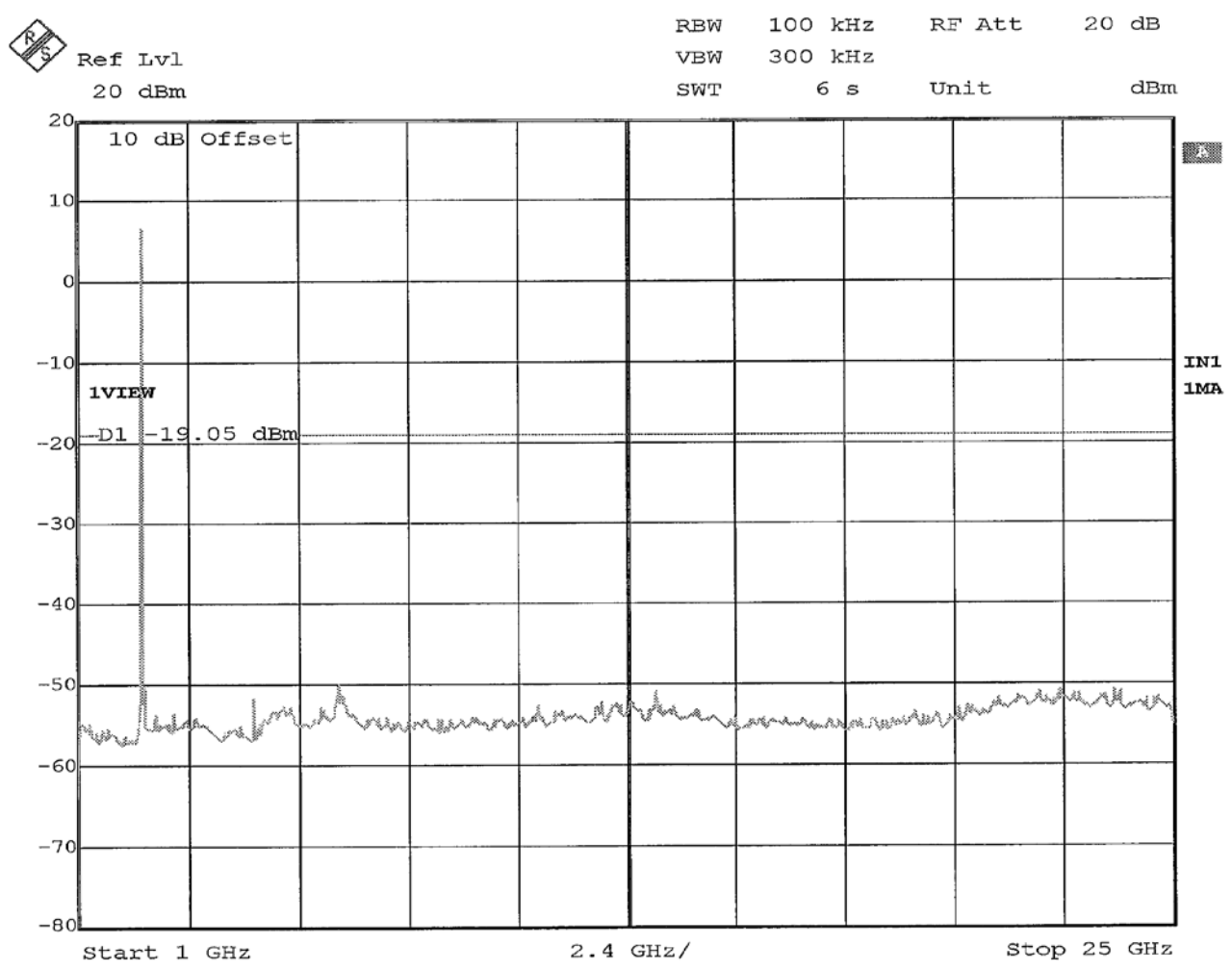

1GHz to 25GHz

EMISSIONS TEST DATA SHEET	
Method:	**Conducted Out of Band**
Test Specification:	FCC Part 15, Subpart C Paragraph: 15.247 (d)
Job Number:	R-6521H-3
Customer:	Immedia Semiconductor, LLC.
Test Sample:	Blink Indoor/Outdoor Camera
Model Number:	BCM00400U
Serial Number:	G8T1-GH00-0205-00CA
Operating Mode:	Transmitting modulated signal (DSSS) at 2437 MHz
Technician:	M. Seamans
Date(s):	June 26th, 2020
Temp/ Relative Humidity:	23.2 °C / 53.0 %
Notes:	Limit: -19.05 dBm

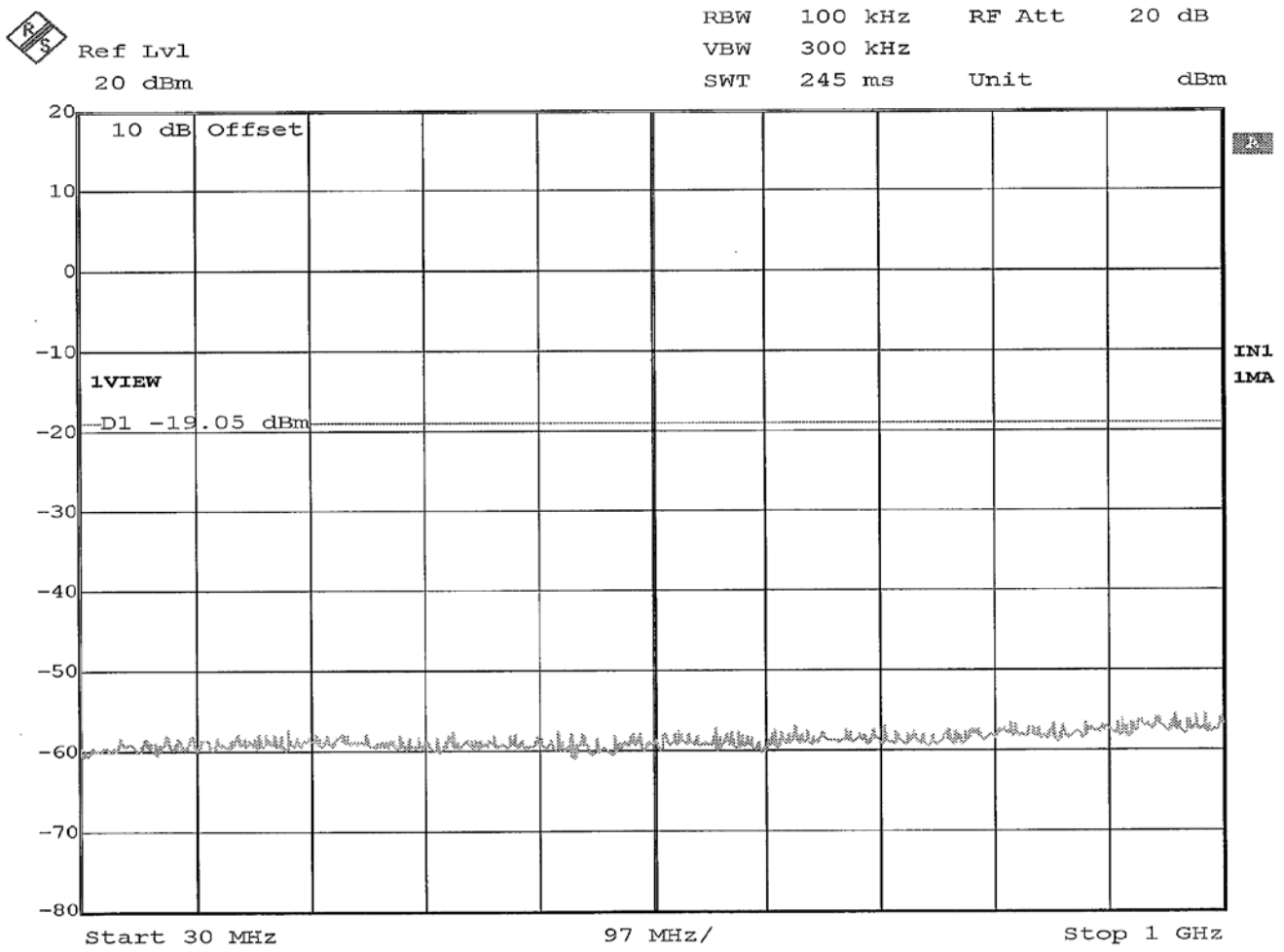

30MHz to 1GHz

EMISSIONS TEST DATA SHEET	
Method:	**Conducted Out of Band**
Test Specification:	FCC Part 15, Subpart C Paragraph: 15.247 (d)
Job Number:	R-6521H-3
Customer:	Immedia Semiconductor, LLC.
Test Sample:	Blink Indoor/Outdoor Camera
Model Number:	BCM00400U
Serial Number:	G8T1-GH00-0205-00CA
Operating Mode:	Transmitting modulated signal (DSSS) at 2437 MHz
Technician:	M. Seamans
Date(s):	June 26th, 2020
Temp/ Relative Humidity:	23.2 °C / 53.0 %
Notes:	Limit: -19.05 dBm

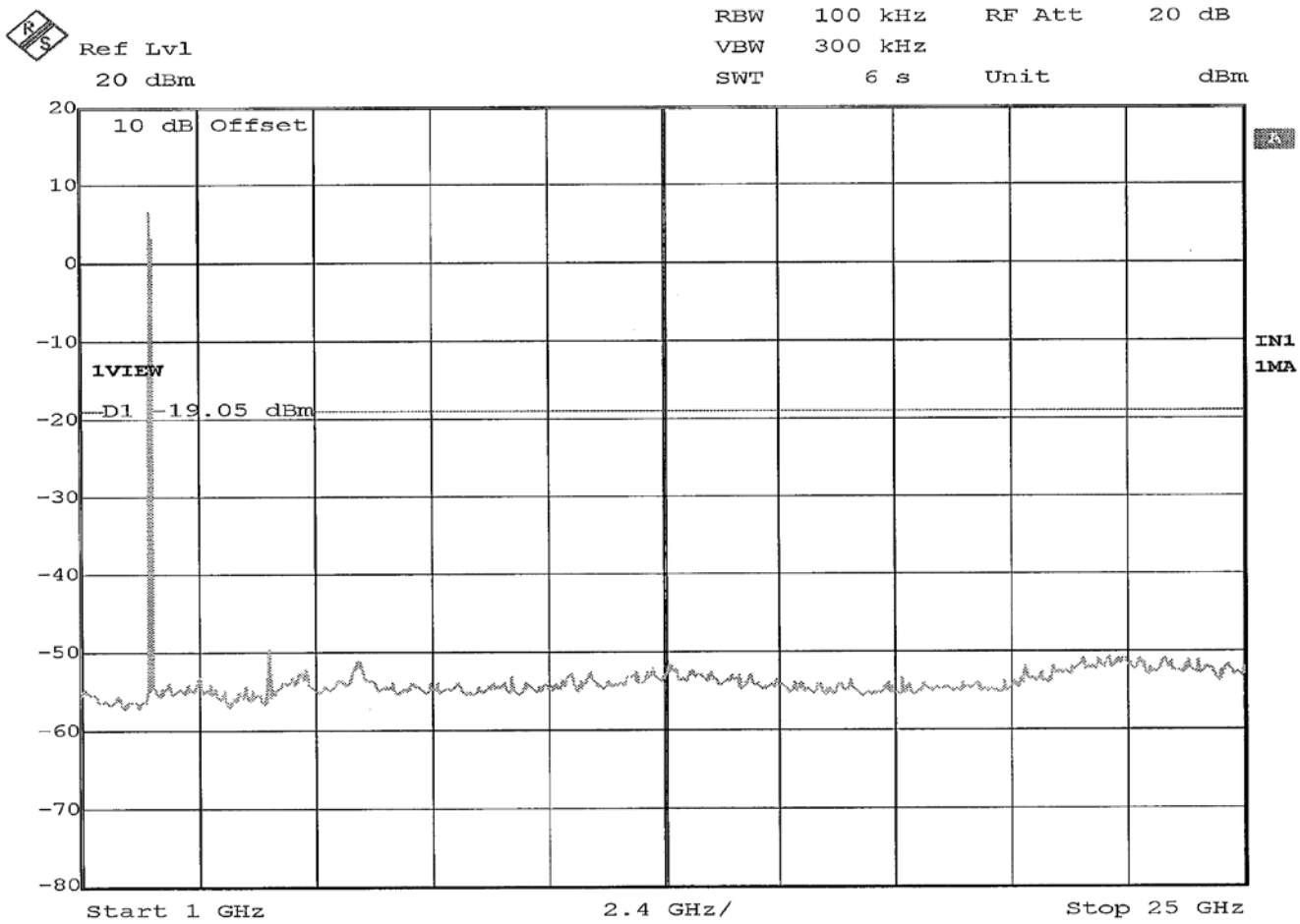

1GHz to 25GHz

EMISSIONS TEST DATA SHEET

Method:	**Conducted Out of Band**
Test Specification:	FCC Part 15, Subpart C Paragraph: 15.247 (d)
Job Number:	R-6521H-3
Customer:	Immedia Semiconductor, LLC.
Test Sample:	Blink Indoor/Outdoor Camera
Model Number:	BCM00400U
Serial Number:	G8T1-GH00-0205-00CA
Operating Mode:	Transmitting modulated signal (DSSS) at 2462 MHz
Technician:	M. Seamans
Date(s):	June 26th, 2020
Temp/ Relative Humidity:	23.2 °C / 53.0 %
Notes:	Limit: -19.05 dBm

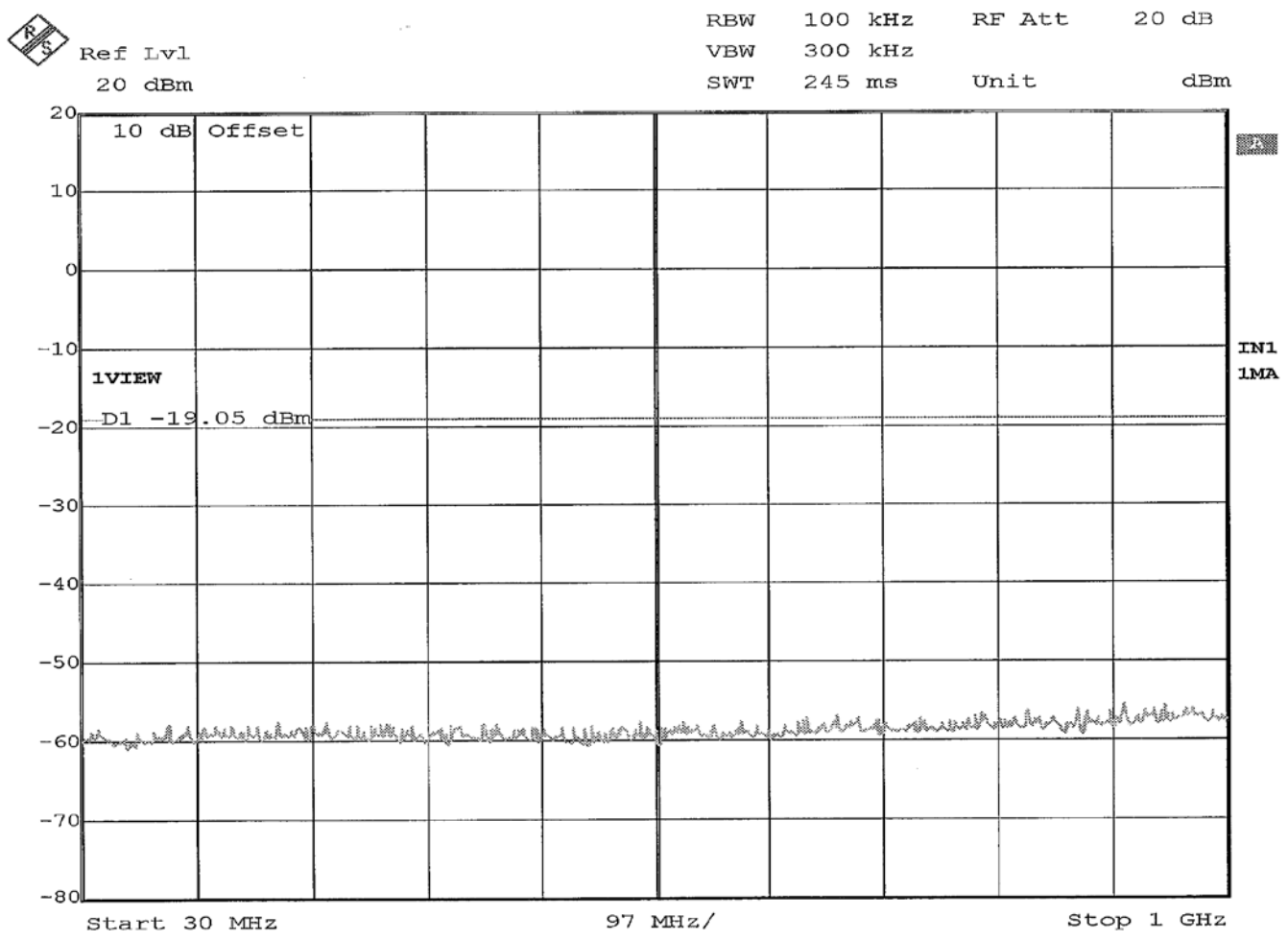

30MHz to 1GHz

EMISSIONS TEST DATA SHEET

Method:	**Conducted Out of Band**
Test Specification:	FCC Part 15, Subpart C Paragraph: 15.247 (d)
Job Number:	R-6521H-3
Customer:	Immedia Semiconductor, LLC.
Test Sample:	Blink Indoor/Outdoor Camera
Model Number:	BCM00400U
Serial Number:	G8T1-GH00-0205-00CA
Operating Mode:	Transmitting modulated signal (DSSS) at 2462 MHz
Technician:	M. Seamans
Date(s):	June 26th, 2020
Temp/ Relative Humidity:	23.2 °C / 53.0 %
Notes:	Limit: -19.05 dBm

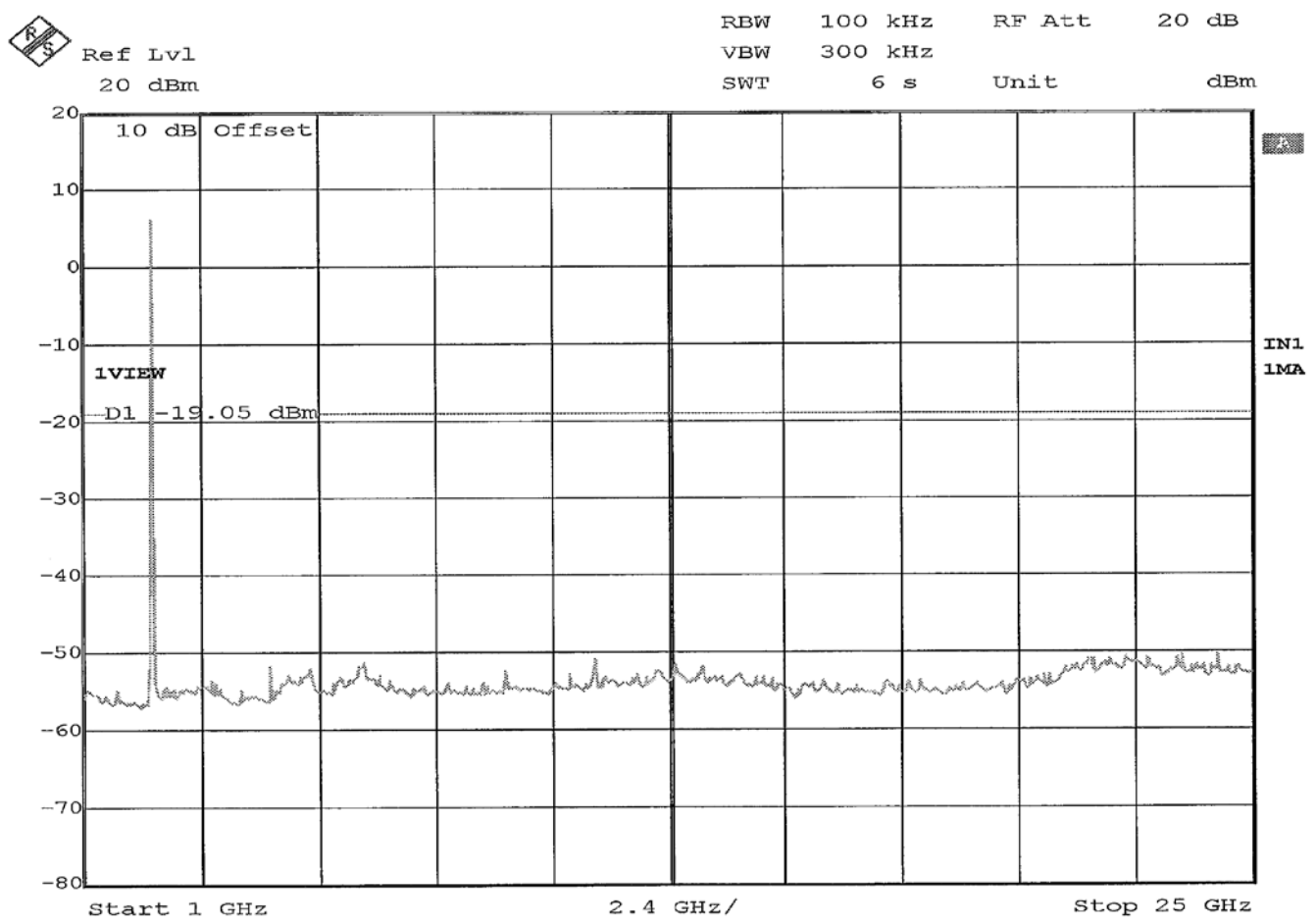

1GHz to 25GHz

EMISSIONS TEST DATA SHEET

Method:	**Conducted Out of Band**
Test Specification:	FCC Part 15, Subpart C Paragraph: 15.247 (d)
Job Number:	R-6521H-3
Customer:	Immedia Semiconductor, LLC.
Test Sample:	Blink Indoor/Outdoor Camera
Model Number:	BCM00400U
Serial Number:	G8T1-GH00-0205-00CA
Operating Mode:	Transmitting modulated signal (Non11) at 2412 MHz
Technician:	M. Seamans
Date(s):	June 26th, 2020
Temp/ Relative Humidity:	23.2 °C / 53.0 %
Notes:	Limit: -22.08 dBm

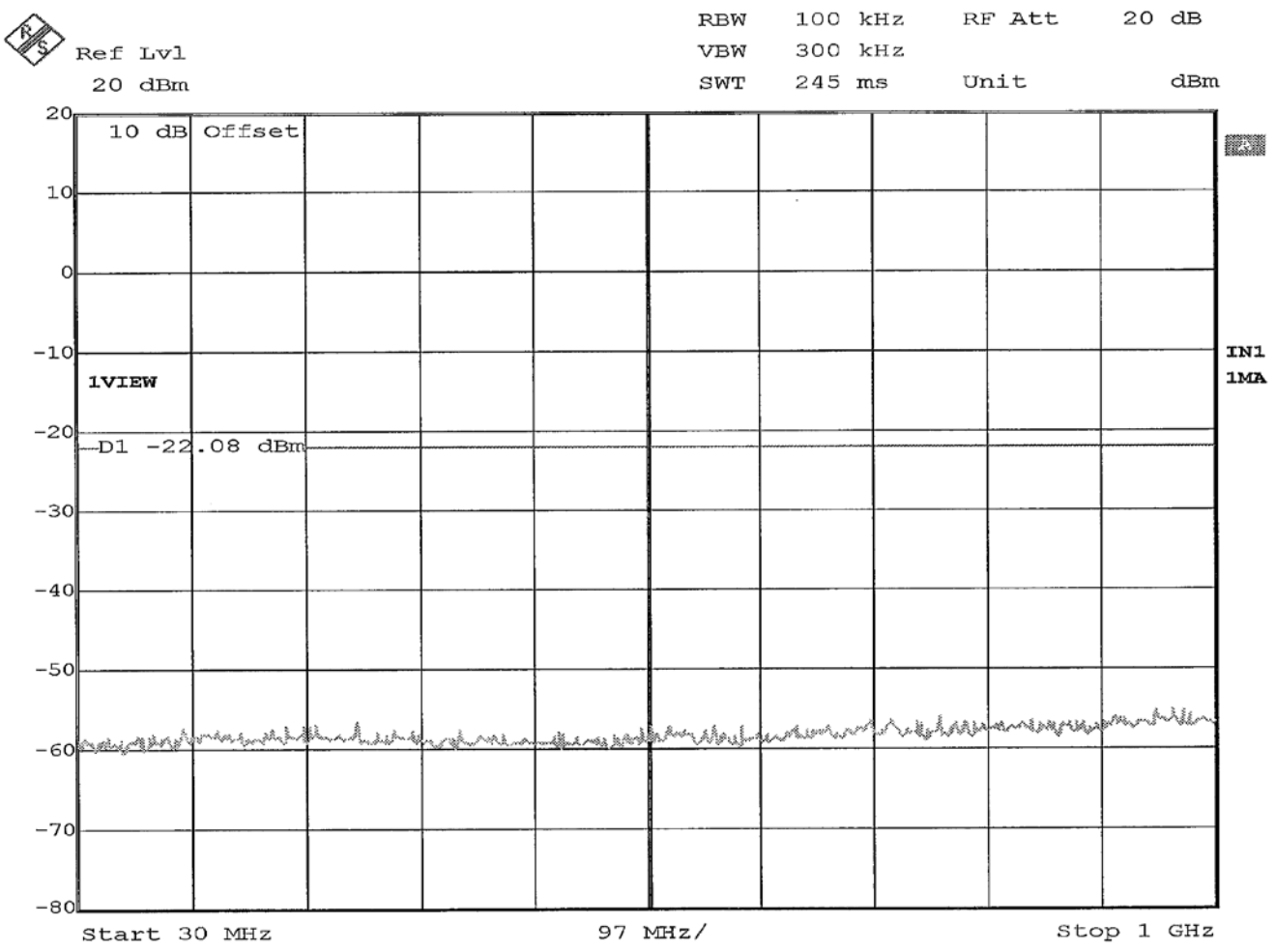

30MHz to 1GHz

EMISSIONS TEST DATA SHEET

Method:	**Conducted Out of Band**
Test Specification:	FCC Part 15, Subpart C Paragraph: 15.247 (d)
Job Number:	R-6521H-3
Customer:	Immedia Semiconductor, LLC.
Test Sample:	Blink Indoor/Outdoor Camera
Model Number:	BCM00400U
Serial Number:	G8T1-GH00-0205-00CA
Operating Mode:	Transmitting modulated signal (Non11) at 2412 MHz
Technician:	M. Seamans
Date(s):	June 26th, 2020
Temp/ Relative Humidity:	23.2 °C / 53.0 %
Notes:	Limit: -22.08 dBm

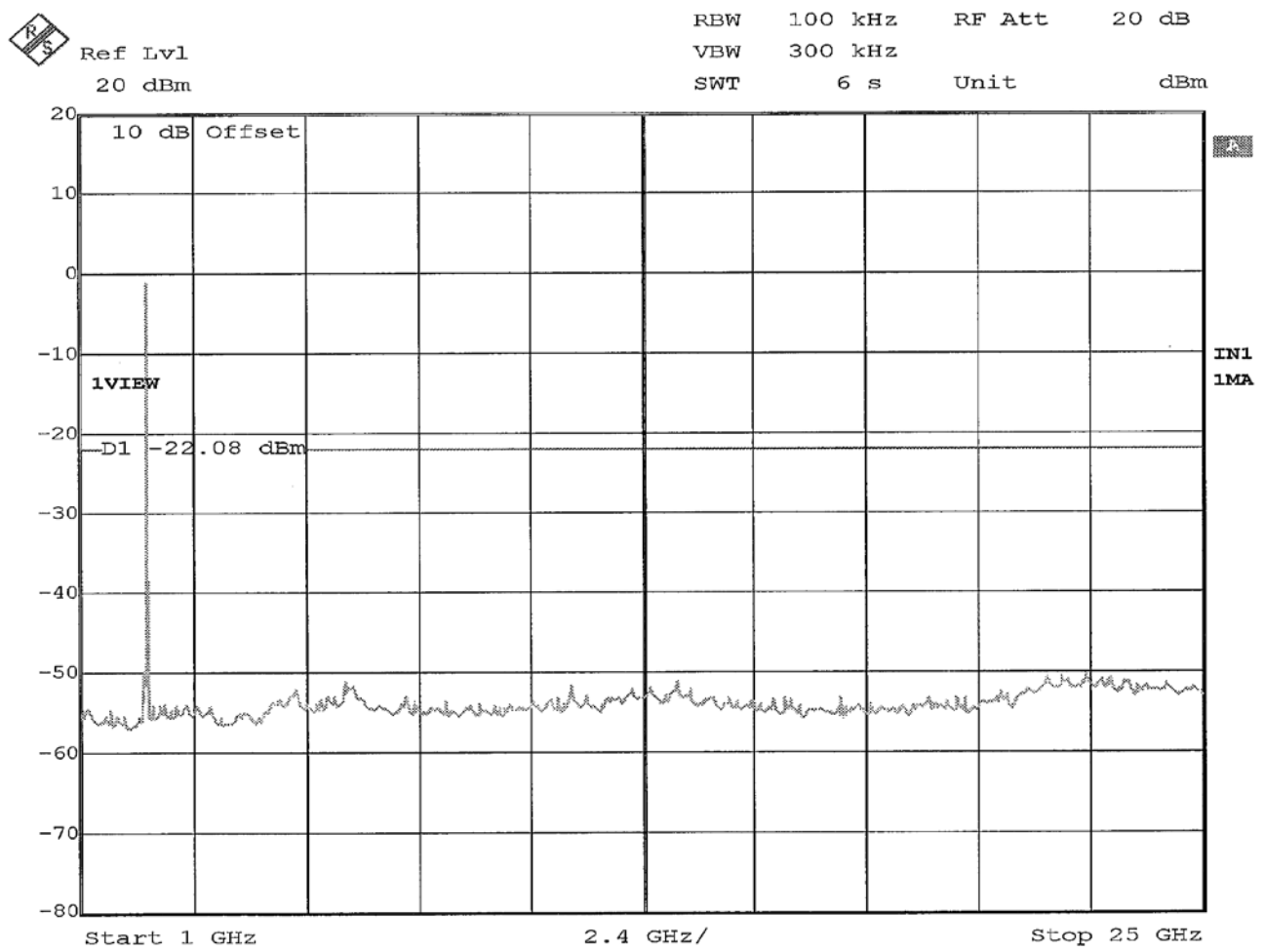

1GHz to 25GHz

EMISSIONS TEST DATA SHEET

Method:	**Conducted Out of Band**
Test Specification:	FCC Part 15, Subpart C Paragraph: 15.247 (d)
Job Number:	R-6521H-3
Customer:	Immedia Semiconductor, LLC.
Test Sample:	Blink Indoor/Outdoor Camera
Model Number:	BCM00400U
Serial Number:	G8T1-GH00-0205-00CA
Operating Mode:	Transmitting modulated signal (Non11) at 2437 MHz
Technician:	M. Seamans
Date(s):	June 26th, 2020
Temp/ Relative Humidity:	23.2 °C / 53.0 %
Notes:	Limit: -22.08 dBm

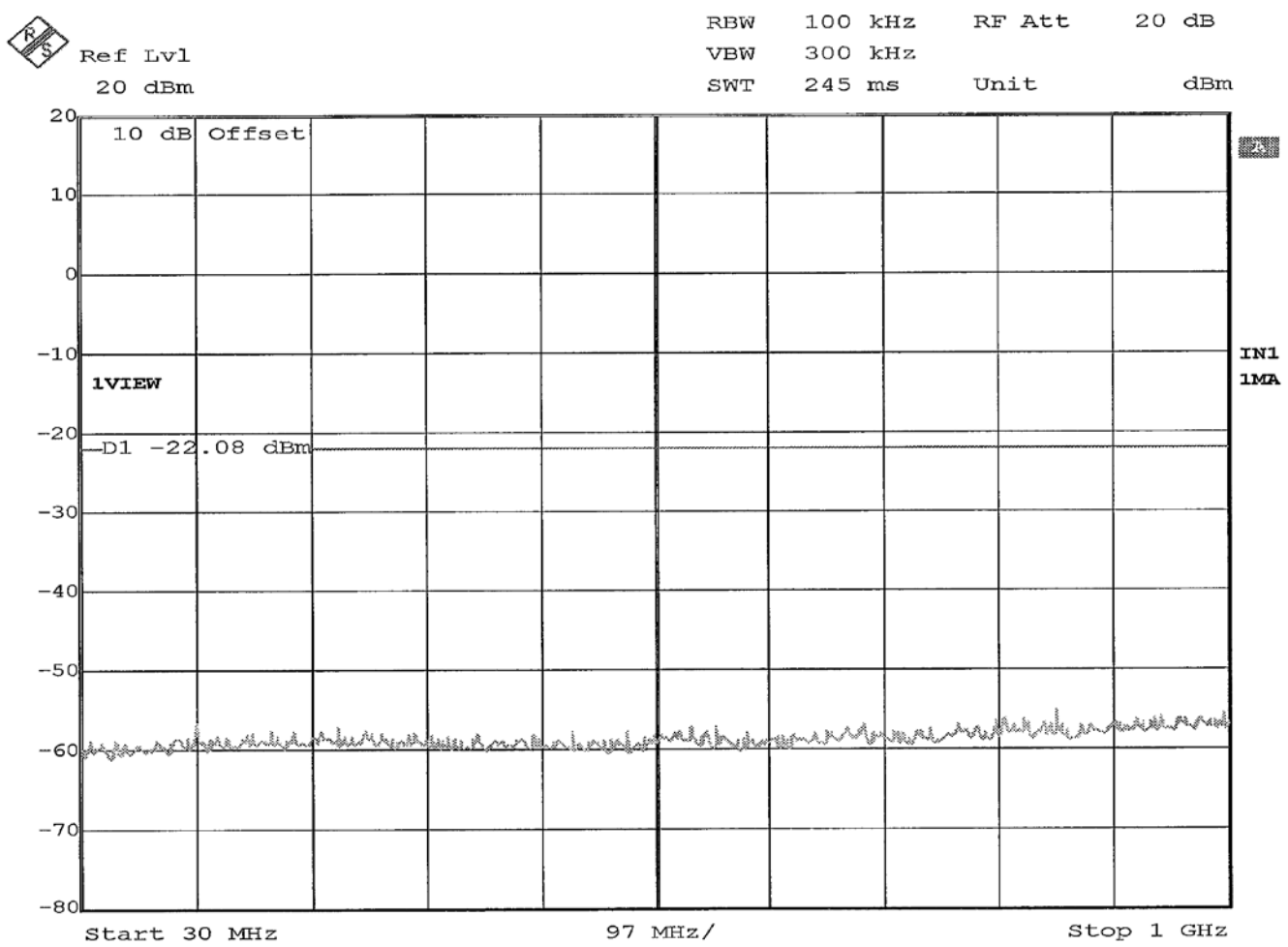

30MHz to 1GHz

EMISSIONS TEST DATA SHEET

Method:	**Conducted Out of Band**
Test Specification:	FCC Part 15, Subpart C Paragraph: 15.247 (d)
Job Number:	R-6521H-3
Customer:	Immedia Semiconductor, LLC.
Test Sample:	Blink Indoor/Outdoor Camera
Model Number:	BCM00400U
Serial Number:	G8T1-GH00-0205-00CA
Operating Mode:	Transmitting modulated signal (Non11) at 2437 MHz
Technician:	M. Seamans
Date(s):	June 26th, 2020
Temp/ Relative Humidity:	23.2 °C / 53.0 %
Notes:	Limit: -22.08 dBm

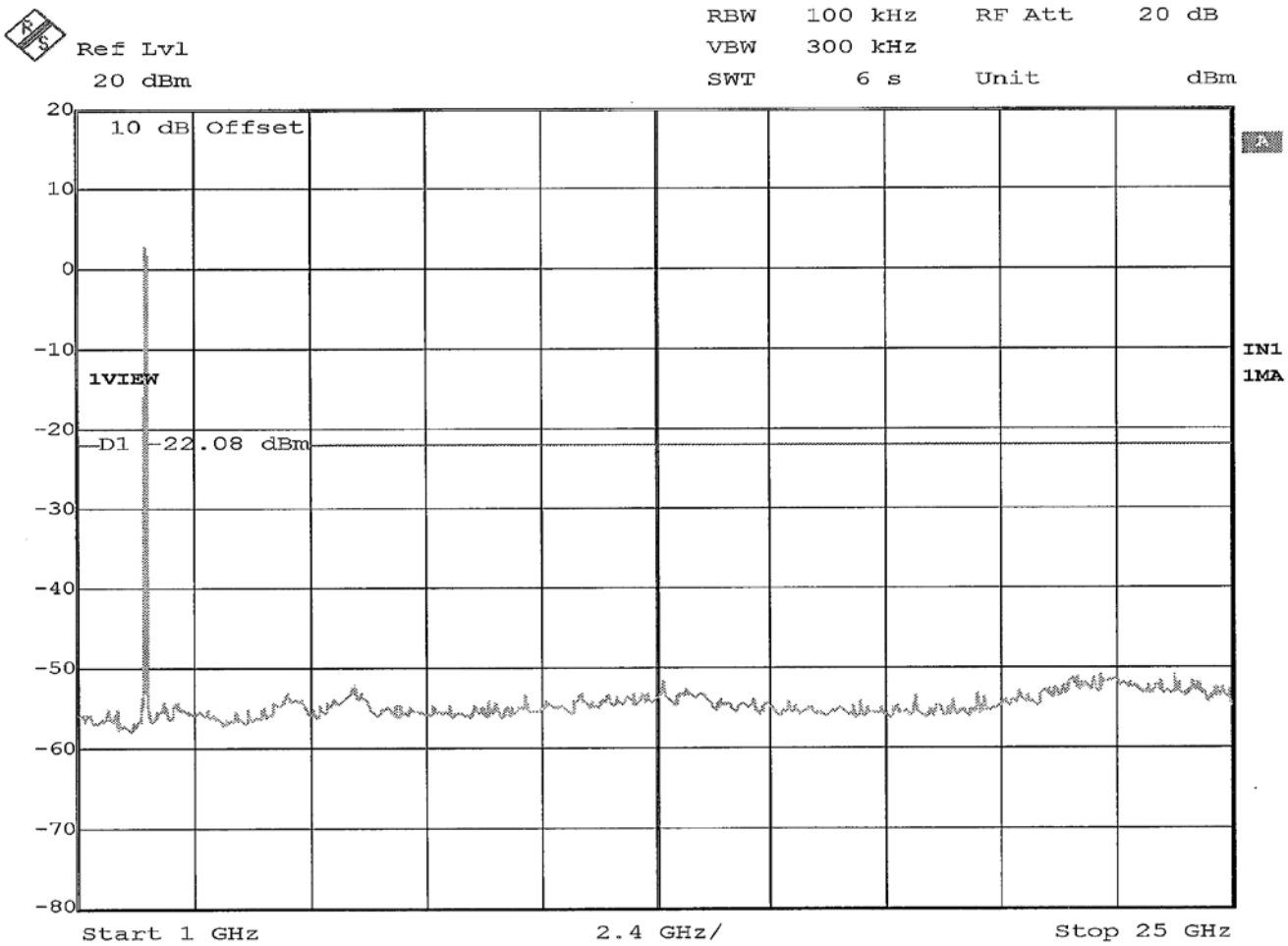

1GHz to 25GHz

EMISSIONS TEST DATA SHEET

Method:	**Conducted Out of Band**
Test Specification:	FCC Part 15, Subpart C Paragraph: 15.247 (d)
Job Number:	R-6521H-3
Customer:	Immedia Semiconductor, LLC.
Test Sample:	Blink Indoor/Outdoor Camera
Model Number:	BCM00400U
Serial Number:	G8T1-GH00-0205-00CA
Operating Mode:	Transmitting modulated signal (Non11) at 2462 MHz
Technician:	M. Seamans
Date(s):	June 26th, 2020
Temp/ Relative Humidity:	23.2 °C / 53.0 %
Notes:	Limit: -22.08 dBm

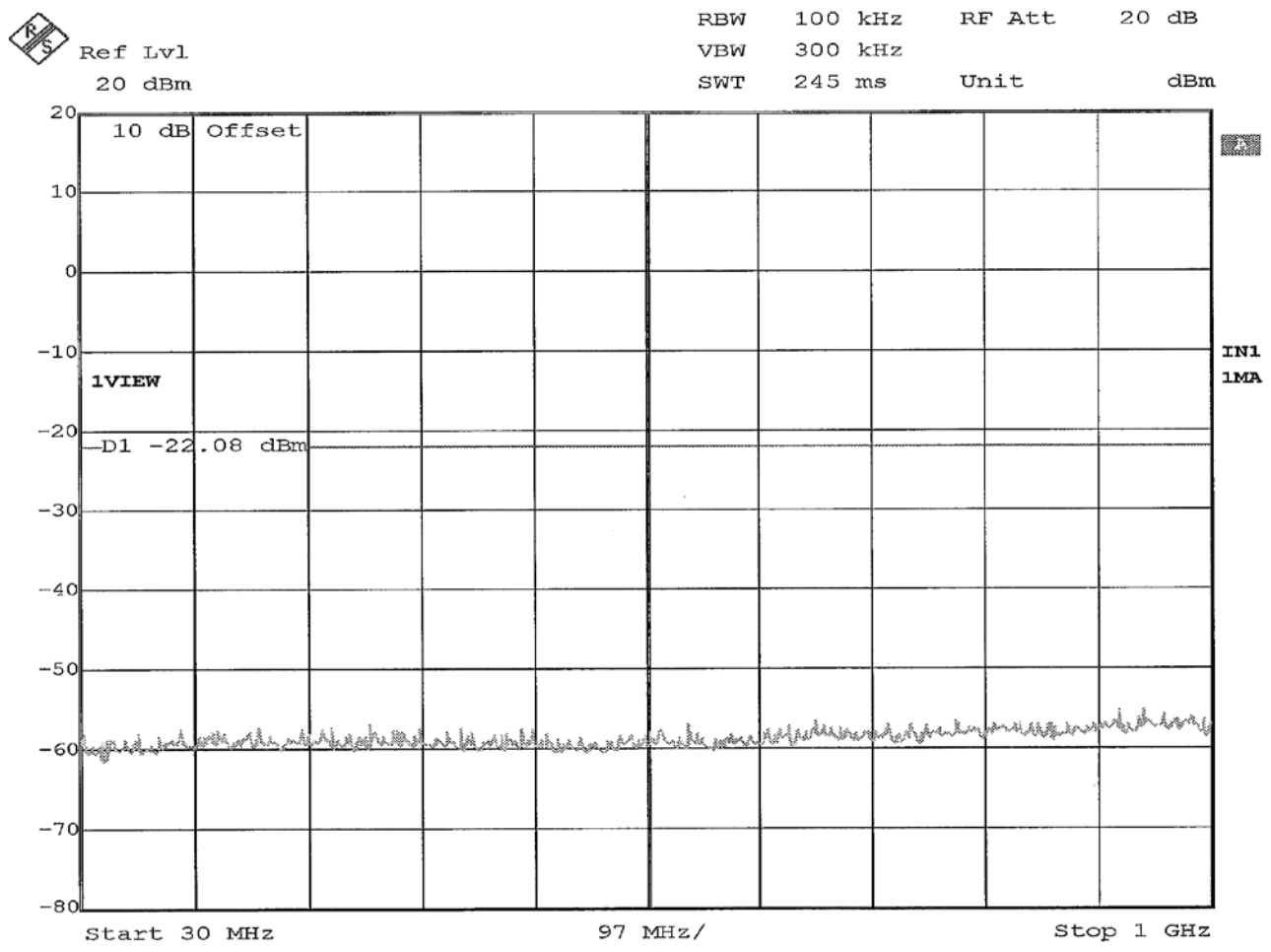

30MHz to 1GHz

EMISSIONS TEST DATA SHEET

Method:	**Conducted Out of Band**
Test Specification:	FCC Part 15, Subpart C Paragraph: 15.247 (d)
Job Number:	R-6521H-3
Customer:	Immedia Semiconductor, LLC.
Test Sample:	Blink Indoor/Outdoor Camera
Model Number:	BCM00400U
Serial Number:	G8T1-GH00-0205-00CA
Operating Mode:	Transmitting modulated signal (Non11) at 2462 MHz
Technician:	M. Seamans
Date(s):	June 26th, 2020
Temp/ Relative Humidity:	23.2 °C / 53.0 %
Notes:	Limit: -22.08 dBm

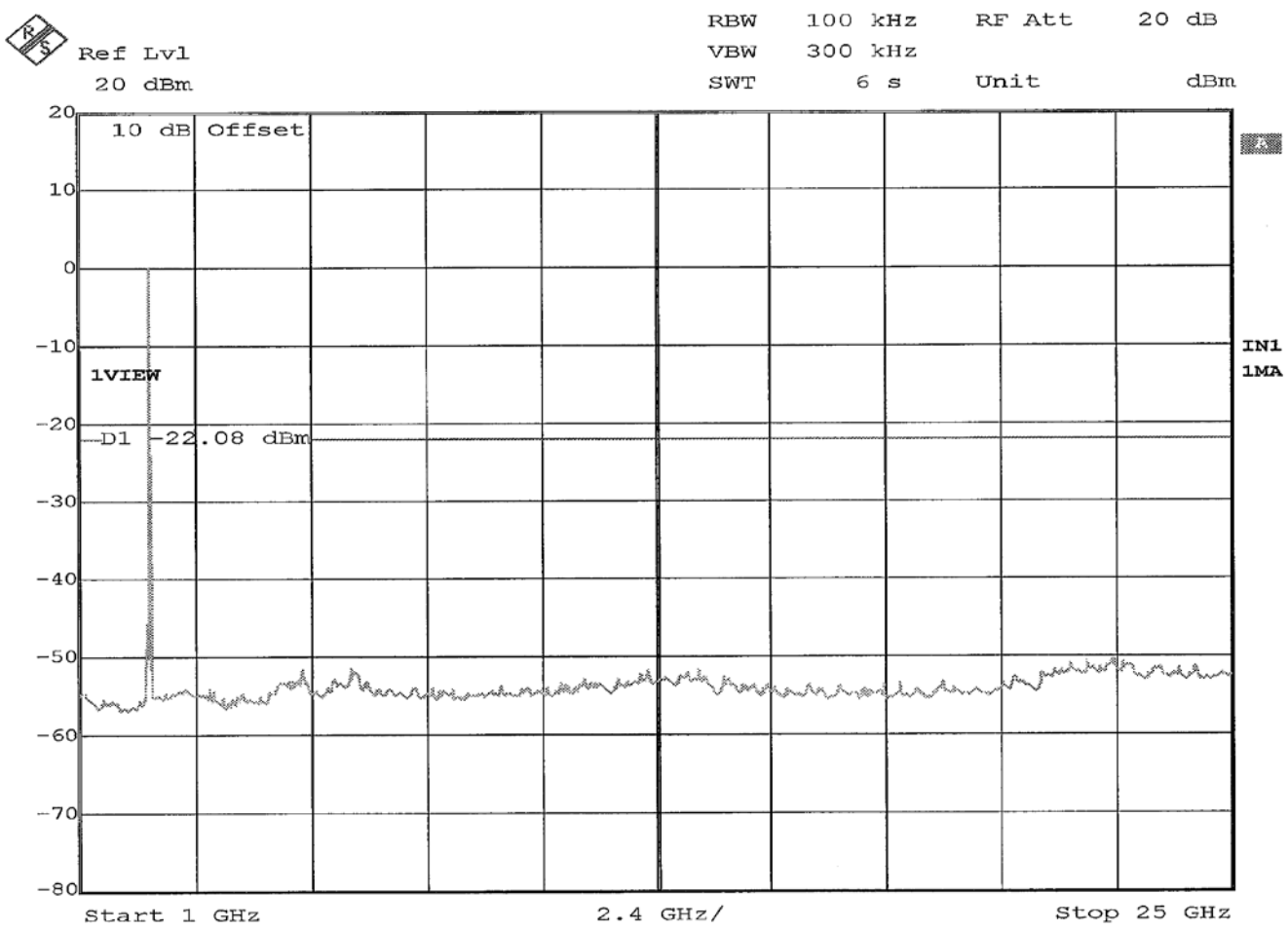

1GHz to 25GHz

Test Photographs
Antenna Port, Power Density



EUT Configuration

FCC Part 15, Subpart C, Section 15.247(e)
Antenna Port, Power Density
Test Data

EMISSIONS TEST DATA SHEET	
Method:	**Power Spectral Density**
Test Specification:	FCC Part 15, Subpart C Paragraph: 15.247 (e)
Job Number:	R-6521H-3
Customer:	Immedia Semiconductor, LLC.
Test Sample:	Blink Indoor/Outdoor Camera
Model Number:	BCM00400U
Serial Number:	G8T1-GH00-0205-00CA
Operating Mode:	Transmitting modulated signal (OFDM) at 2412 MHz
Technician:	M. Seamans
Date(s):	June 25th, 2020
Temp/ Relative Humidity:	24.7 °C / 46.0 %
Notes:	Power Spectral Density: 1.29 dBm

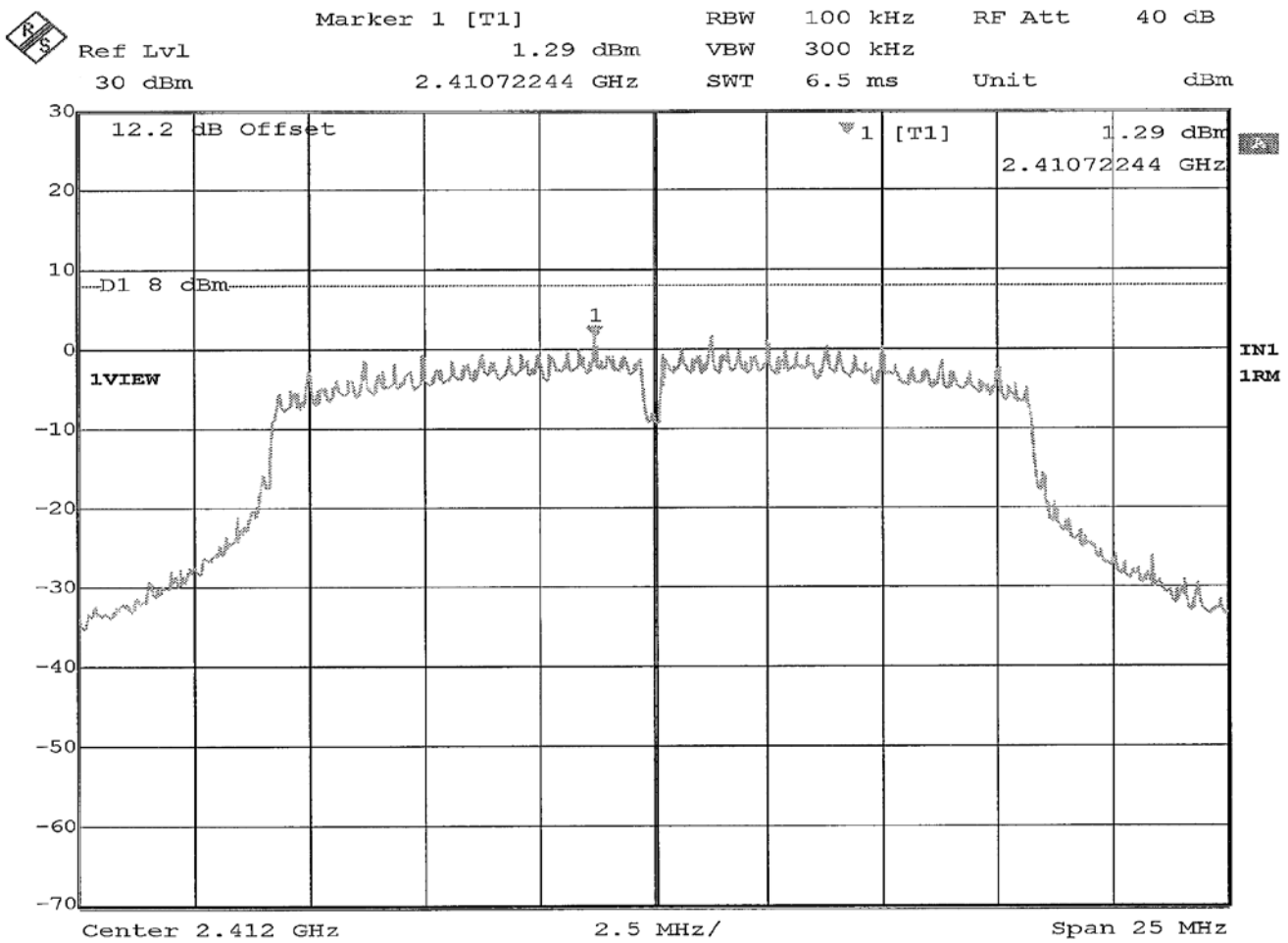

EMISSIONS TEST DATA SHEET	
Method:	**Power Spectral Density**
Test Specification:	FCC Part 15, Subpart C Paragraph: 15.247 (e)
Job Number:	R-6521H-3
Customer:	Immedia Semiconductor, LLC.
Test Sample:	Blink Indoor/Outdoor Camera
Model Number:	BCM00400U
Serial Number:	G8T1-GH00-0205-00CA
Operating Mode:	Transmitting modulated signal (OFDM) at 2437 MHz
Technician:	M. Seamans
Date(s):	June 25th, 2020
Temp/ Relative Humidity:	24.7 °C / 46.0 %
Notes:	Power Spectral Density: 5.52 dBm

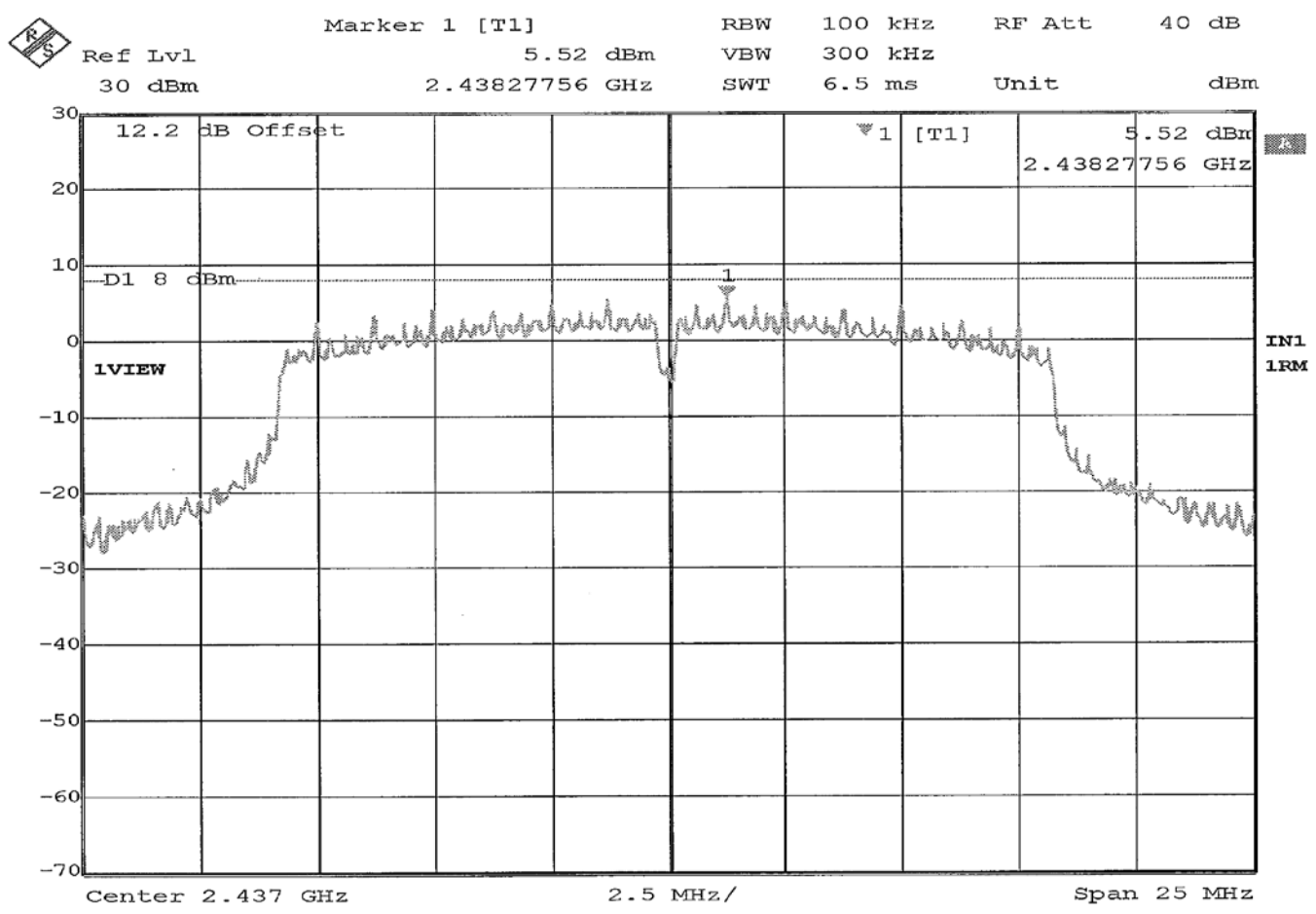

EMISSIONS TEST DATA SHEET	
Method:	**Power Spectral Density**
Test Specification:	FCC Part 15, Subpart C Paragraph: 15.247 (e)
Job Number:	R-6521H-3
Customer:	Immedia Semiconductor, LLC.
Test Sample:	Blink Indoor/Outdoor Camera
Model Number:	BCM00400U
Serial Number:	G8T1-GH00-0205-00CA
Operating Mode:	Transmitting modulated signal (OFDM) at 2462 MHz
Technician:	M. Seamans
Date(s):	June 25th, 2020
Temp/ Relative Humidity:	24.7 °C / 46.0 %
Notes:	Power Spectral Density: 2.36 dBm

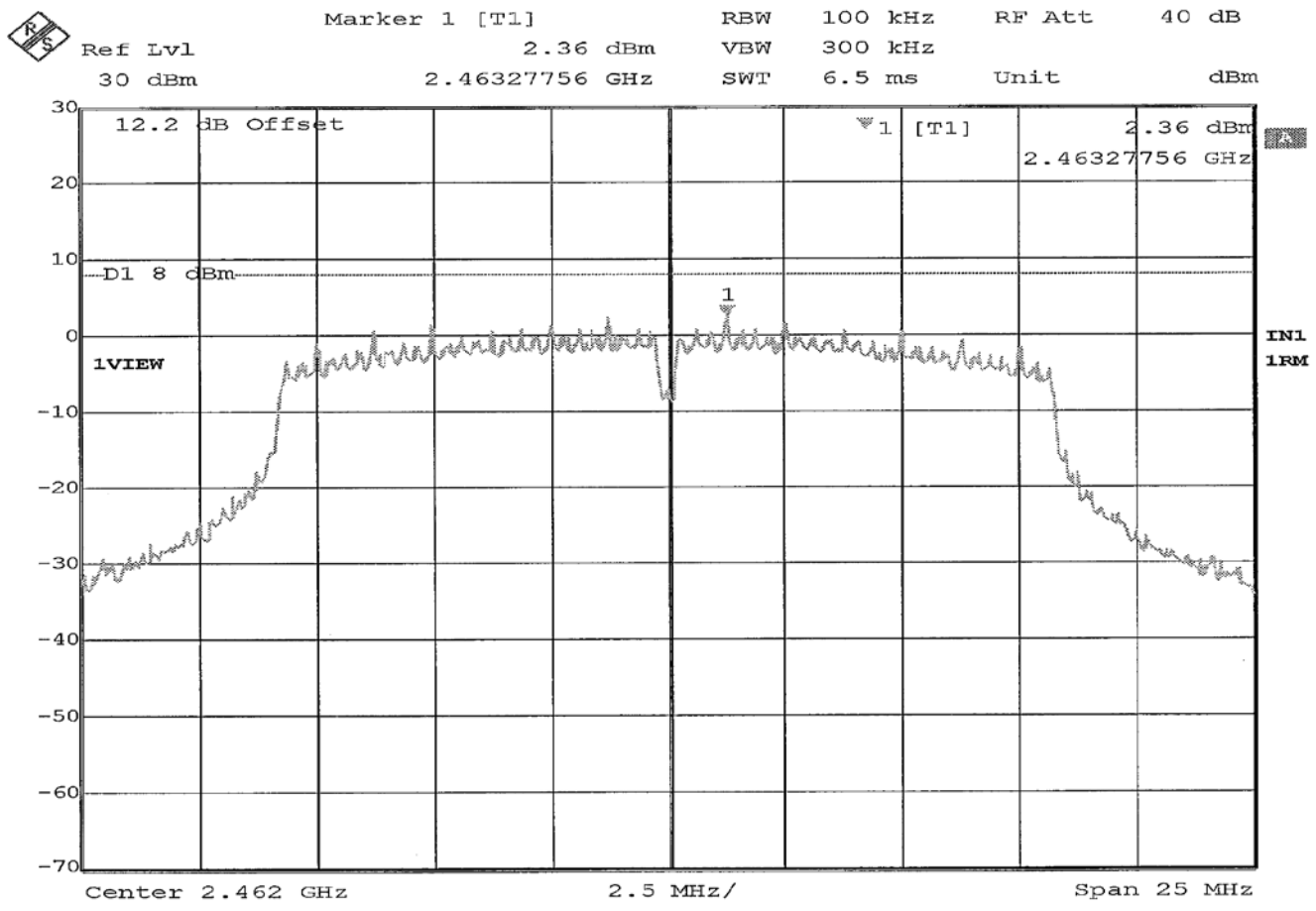

EMISSIONS TEST DATA SHEET	
Method:	**Power Spectral Density**
Test Specification:	FCC Part 15, Subpart C Paragraph: 15.247 (e)
Job Number:	R-6521H-3
Customer:	Immedia Semiconductor, LLC.
Test Sample:	Blink Indoor/Outdoor Camera
Model Number:	BCM00400U
Serial Number:	G8T1-GH00-0205-00CA
Operating Mode:	Transmitting modulated signal (DSSS) at 2412 MHz
Technician:	M. Seamans
Date(s):	June 25th, 2020
Temp/ Relative Humidity:	24.7 °C / 46.0 %
Notes:	Power Spectral Density: 7.64 dBm

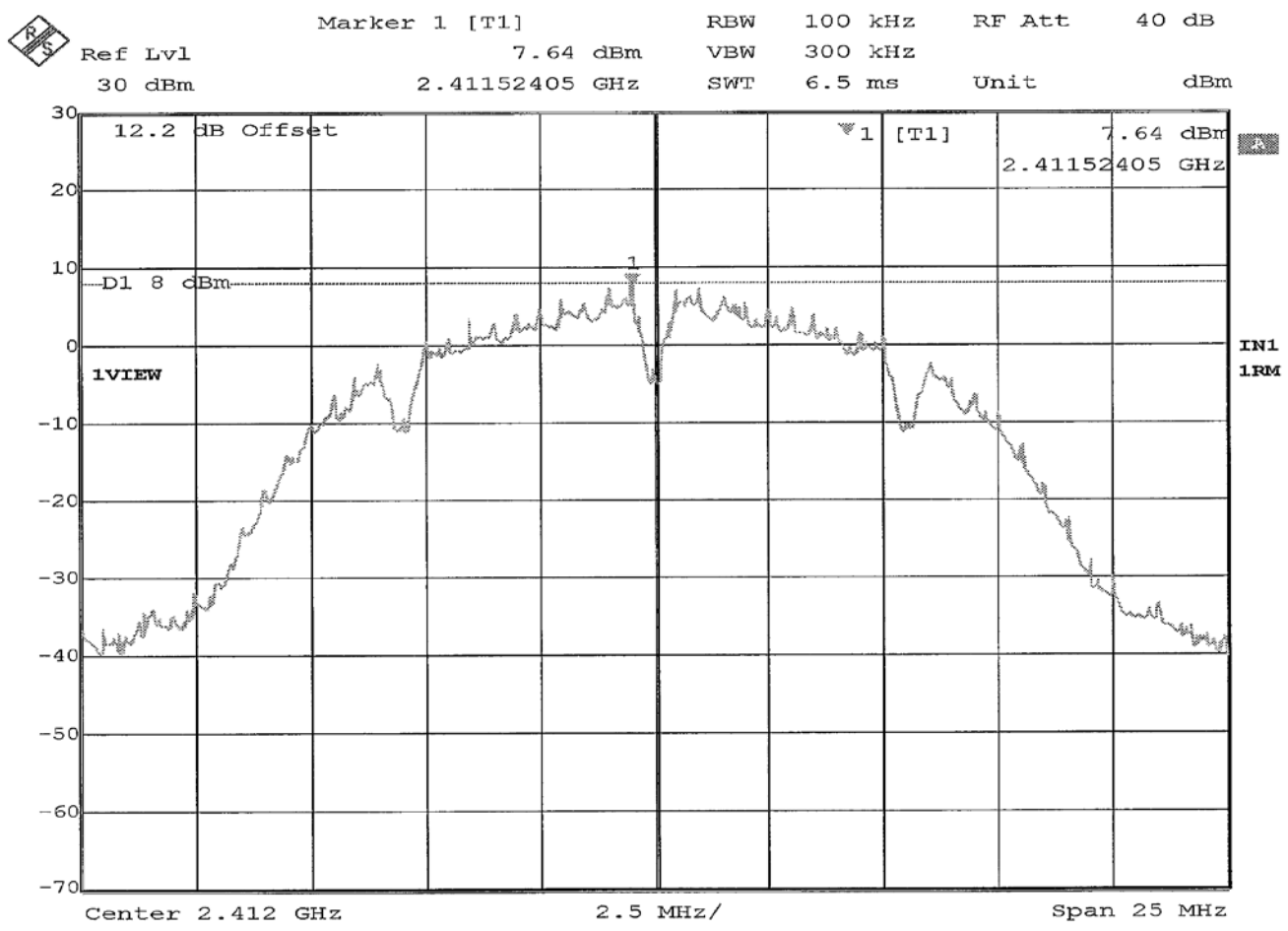

EMISSIONS TEST DATA SHEET	
Method:	**Power Spectral Density**
Test Specification:	FCC Part 15, Subpart C Paragraph: 15.247 (e)
Job Number:	R-6521H-3
Customer:	Immedia Semiconductor, LLC.
Test Sample:	Blink Indoor/Outdoor Camera
Model Number:	BCM00400U
Serial Number:	G8T1-GH00-0205-00CA
Operating Mode:	Transmitting modulated signal (DSSS) at 2437 MHz
Technician:	M. Seamans
Date(s):	June 25th, 2020
Temp/ Relative Humidity:	24.7 °C / 46.0 %
Notes:	Power Spectral Density: 7.29 dBm

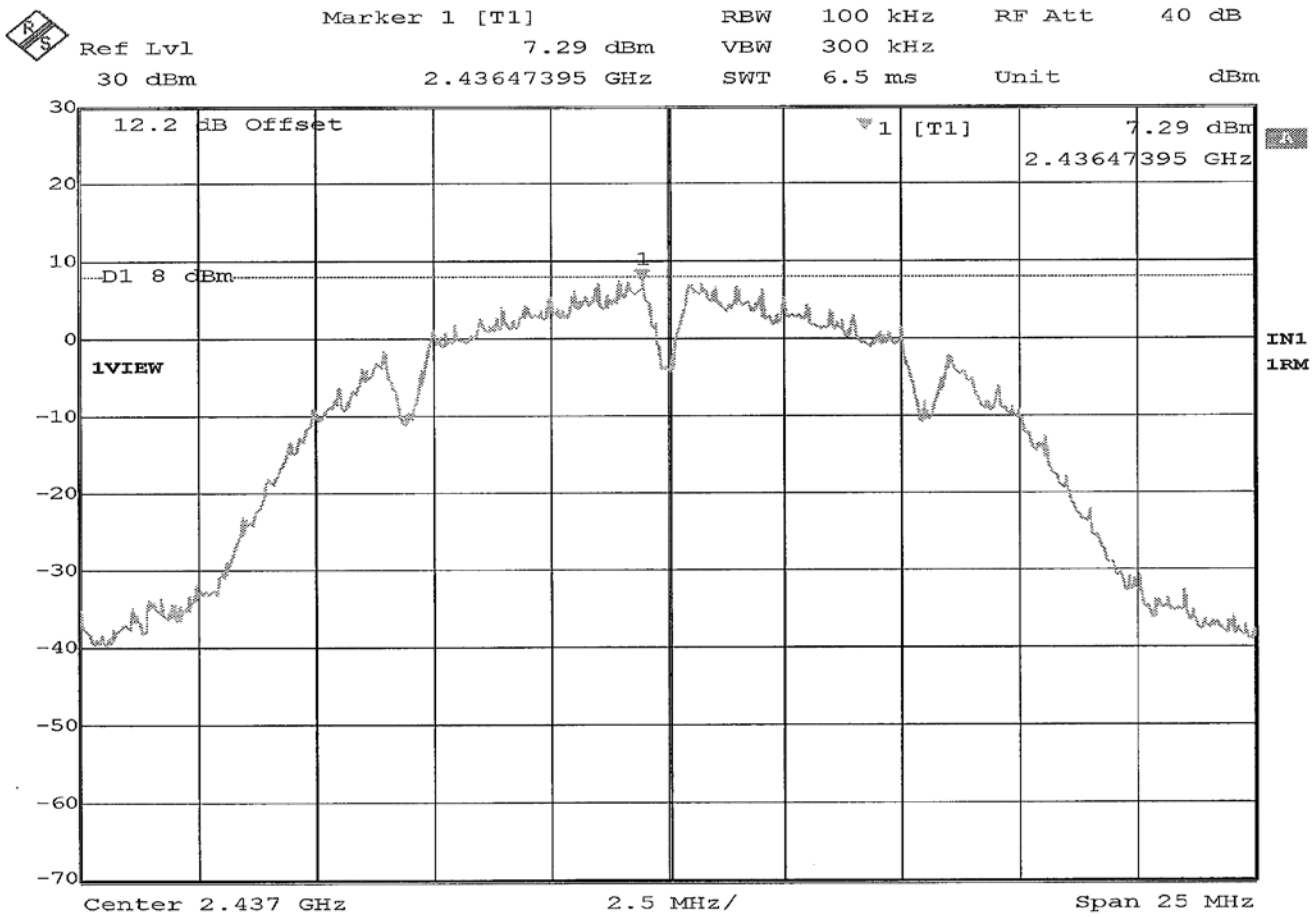

EMISSIONS TEST DATA SHEET	
Method:	**Power Spectral Density**
Test Specification:	FCC Part 15, Subpart C Paragraph: 15.247 (e)
Job Number:	R-6521H-3
Customer:	Immedia Semiconductor, LLC.
Test Sample:	Blink Indoor/Outdoor Camera
Model Number:	BCM00400U
Serial Number:	G8T1-GH00-0205-00CA
Operating Mode:	Transmitting modulated signal (DSSS) at 2462 MHz
Technician:	M. Seamans
Date(s):	June 25th, 2020
Temp/ Relative Humidity:	24.7 °C / 46.0 %
Notes:	Power Spectral Density: 7.39 dBm

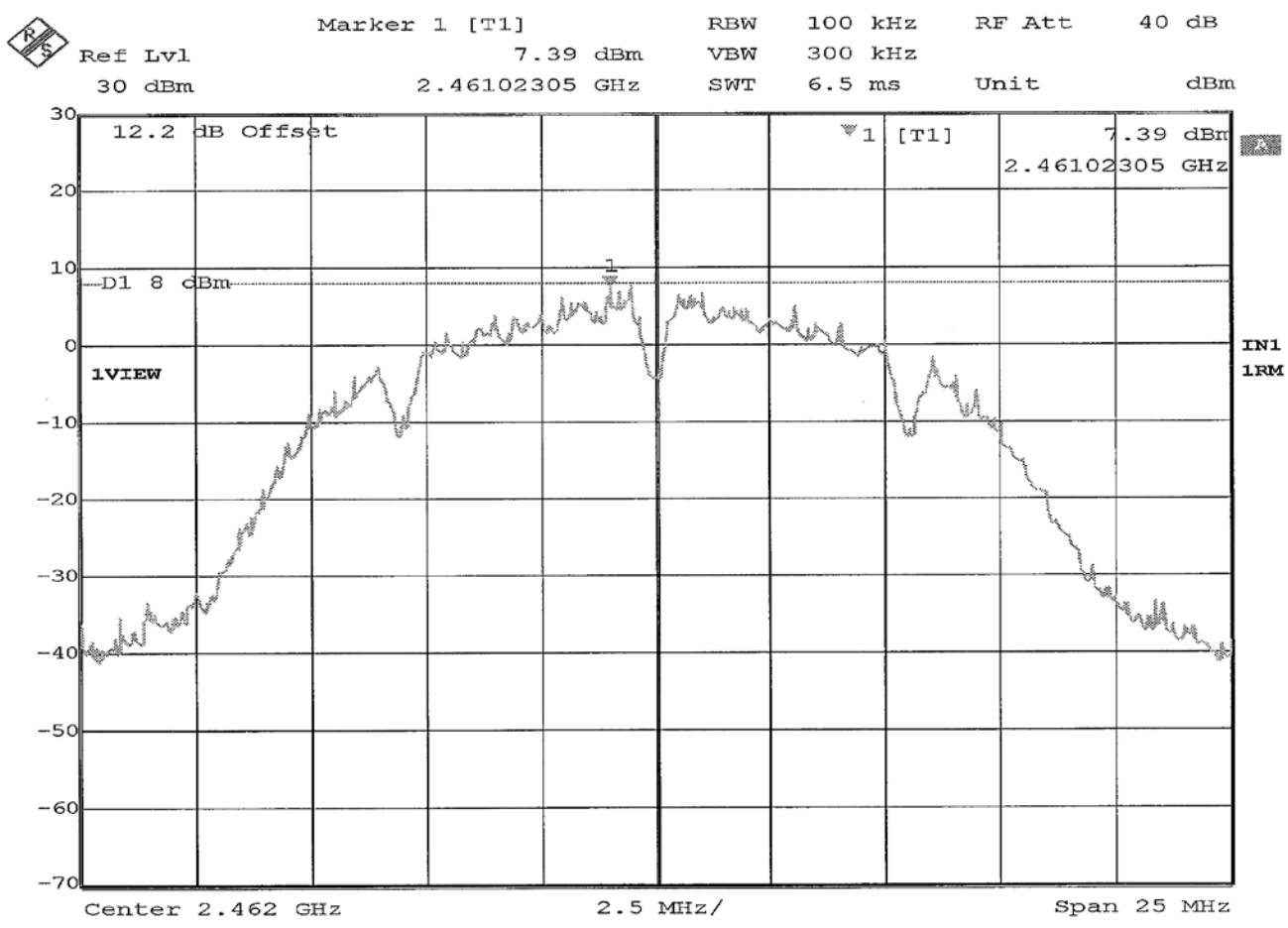

EMISSIONS TEST DATA SHEET	
Method:	**Power Spectral Density**
Test Specification:	FCC Part 15, Subpart C Paragraph: 15.247 (e)
Job Number:	R-6521H-3
Customer:	Immedia Semiconductor, LLC.
Test Sample:	Blink Indoor/Outdoor Camera
Model Number:	BCM00400U
Serial Number:	G8T1-GH00-0205-00CA
Operating Mode:	Transmitting modulated signal (Non11) at 2412 MHz
Technician:	M. Seamans
Date(s):	June 25th, 2020
Temp/ Relative Humidity:	24.7 °C / 46.0 %
Notes:	Power Spectral Density: 0.43 dBm

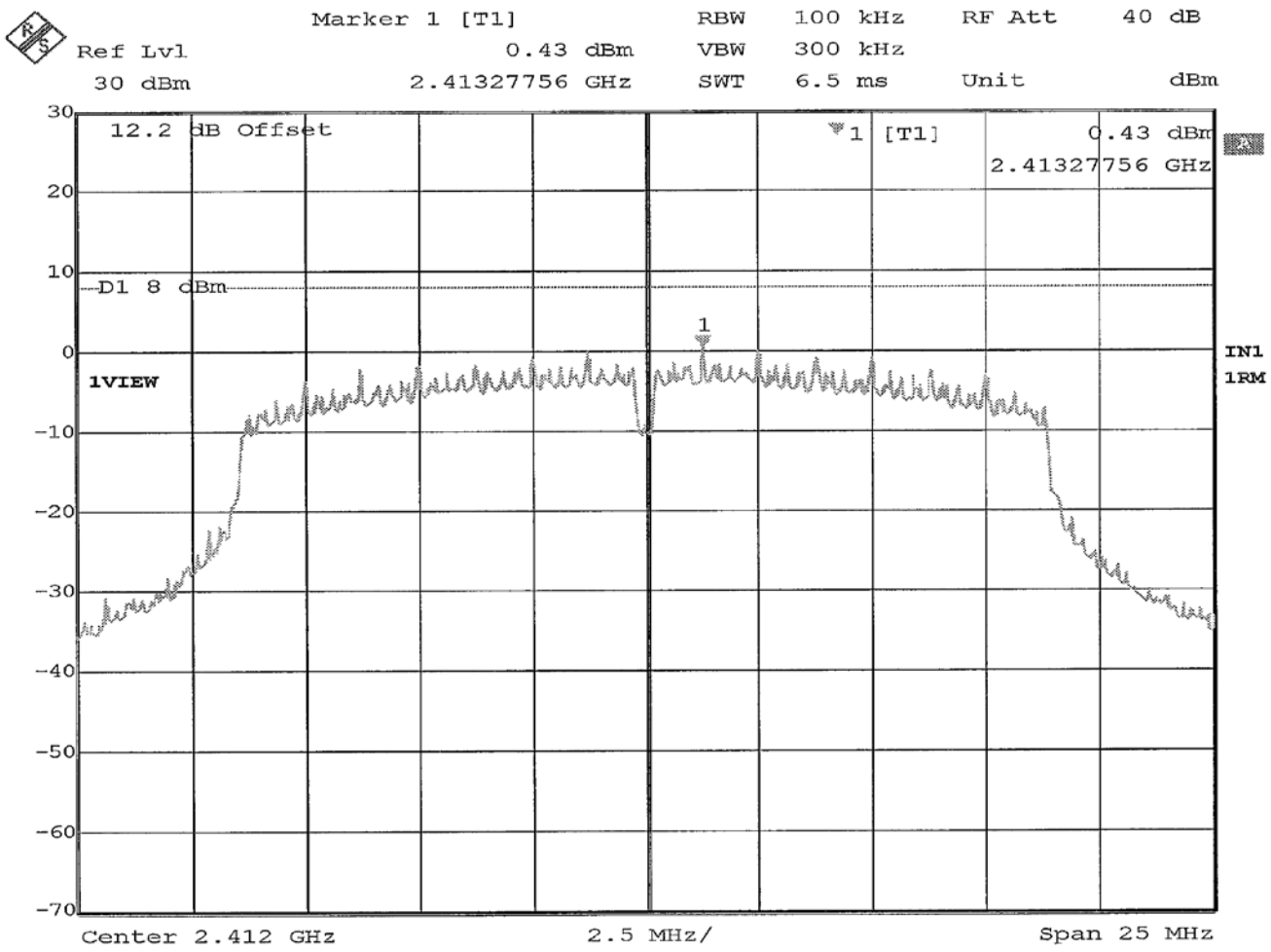

EMISSIONS TEST DATA SHEET	
Method:	**Power Spectral Density**
Test Specification:	FCC Part 15, Subpart C Paragraph: 15.247 (e)
Job Number:	R-6521H-3
Customer:	Immedia Semiconductor, LLC.
Test Sample:	Blink Indoor/Outdoor Camera
Model Number:	BCM00400U
Serial Number:	G8T1-GH00-0205-00CA
Operating Mode:	Transmitting modulated signal (Non11) at 2437 MHz
Technician:	M. Seamans
Date(s):	June 25th, 2020
Temp/ Relative Humidity:	24.7 °C / 46.0 %
Notes:	Power Spectral Density: 5.62 dBm

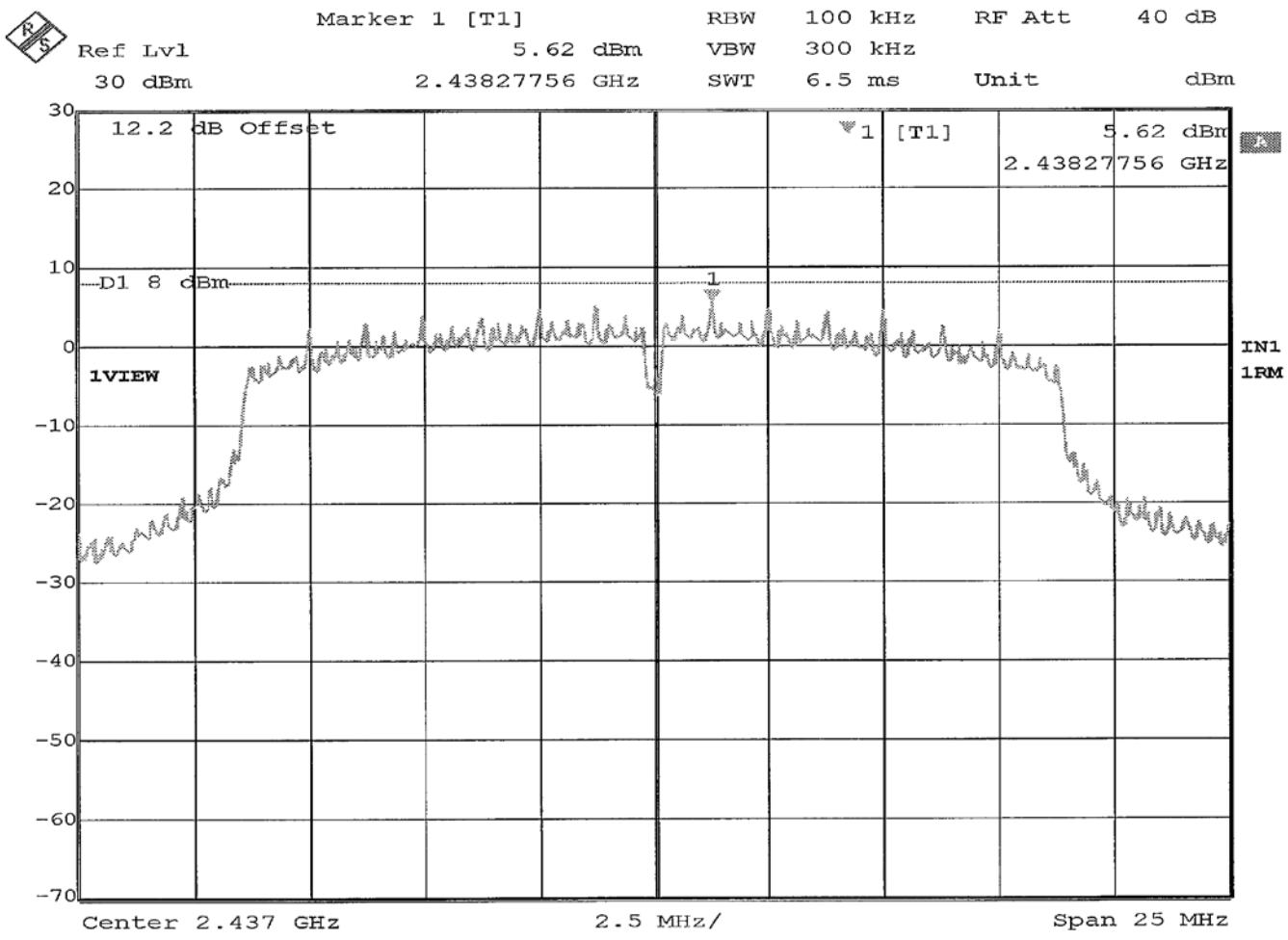
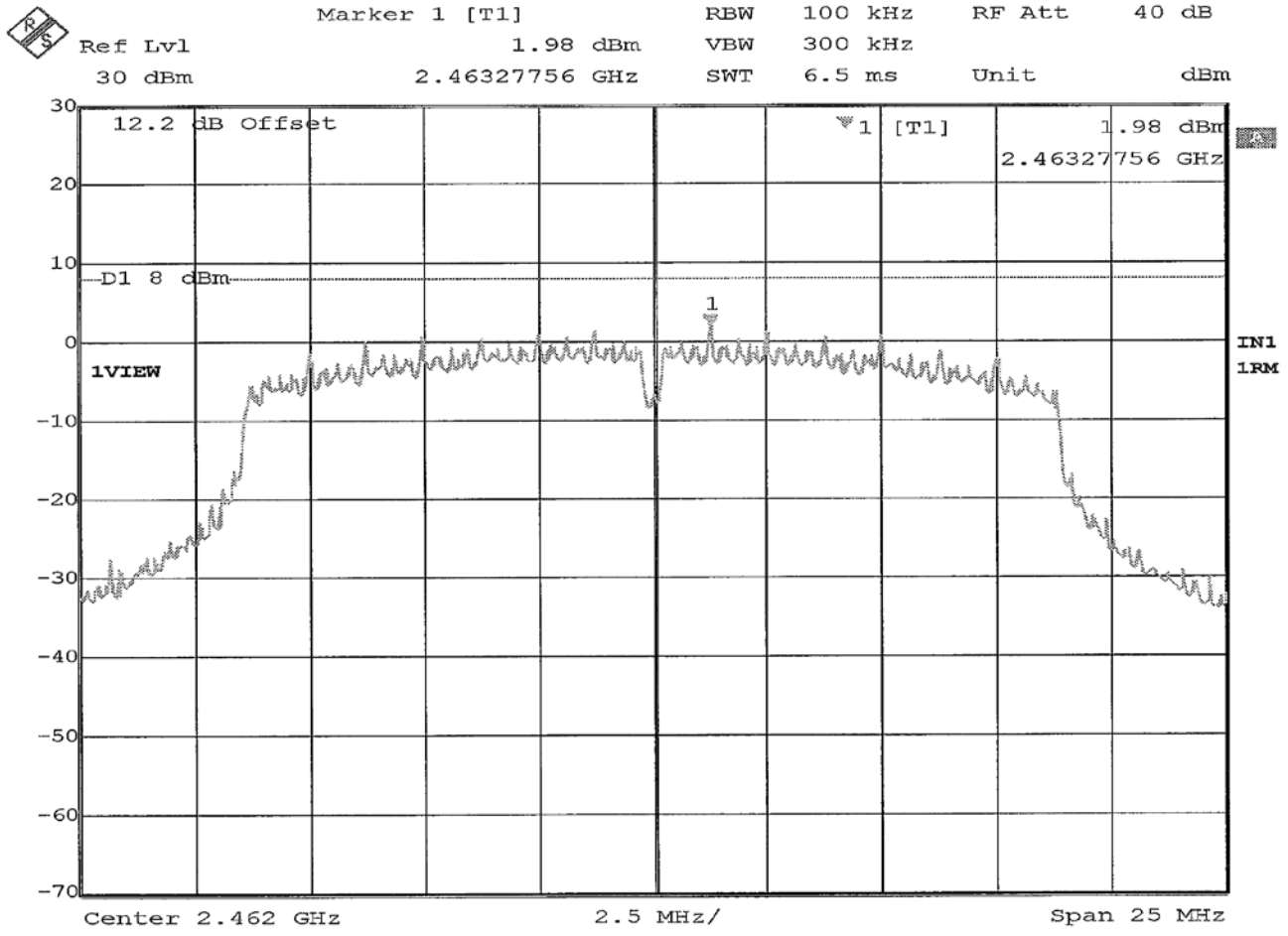
EMISSIONS TEST DATA SHEET	
Method:	**Power Spectral Density**
Test Specification:	FCC Part 15, Subpart C Paragraph: 15.247 (e)
Job Number:	R-6521H-3
Customer:	Immedia Semiconductor, LLC.
Test Sample:	Blink Indoor/Outdoor Camera
Model Number:	BCM00400U
Serial Number:	G8T1-GH00-0205-00CA
Operating Mode:	Transmitting modulated signal (Non11) at 2462 MHz
Technician:	M. Seamans
Date(s):	June 25th, 2020
Temp/ Relative Humidity:	24.7 °C / 46.0 %
Notes:	Power Spectral Density: 1.98 dBm