Test Photographs
Spurious Radiated Emissions, 30 MHz to 25 GHz



Horizontal Polarization, 30 to 200 MHz



Vertical Polarization, 30 to 200 MHz

Test Photographs
Spurious Radiated Emissions, 30 MHz to 25 GHz

Horizontal Polarization, 200 MHz to 1 GHz



Vertical Polarization, 200 MHz to 1 GHz

Test Photographs
Spurious Radiated Emissions, 30 MHz to 25 GHz

Horizontal Polarization, 1 to 18 GHz

Vertical Polarization, 1 to 18 GHz

Test Photographs
Spurious Radiated Emissions, 30 MHz to 25 GHz

Horizontal Polarization, 18 to 25 GHz

Vertical Polarization, 18 to 25 GHz

FCC Part 15, Subpart B, Section 15.209(a)
Spurious Radiated Emissions, 30 MHz to 25 GHz
Test Data

RETLIF TESTING LABORATORIES

EMISSIONS TEST DATA SHEET

Test Method	Unwanted Emissions into Restricted Frequency Bands	
Customer	Immedia Semiconductor LLC	
Job Number	R-6521H-3	
Test Sample	Blink Indoor/Outdoor Camera	
Model Number	BCM00400U	
Serial Number	G8T1-GH00-0205-0089	
Test Specification	FCC Part 15 Subpart C	Paragraph: 15.247(d)
Operating Mode	Streaming video to Tablet	
Technician	M. Seamans	
Date	June 30th, 2020	

Notes: Antenna Test Distance: 3 meters Detector: Quasi-Peak <1GHz, Average >1GHz

TEST PARAMETERS

Restricted Band	Measured Frequency	Meter Reading	Correction Factor	Corrected Reading			Converted Reading	Limit at 3M
MHz	MHz	dBuV	dB	dBuV/m			uV/m	uV/m
37.50	-	-	-	-			-	100.00
|	38.00	6.85	12.35	19.20	*		9.12	|
38.25	-	-	-	-			-	100.00
73.00	-	-	-	-			-	100.00
|	74.00	12.17	8.63	20.80	*		10.96	|
74.60	-	-	-	-			-	100.00
74.80	-	-	-	-			-	100.00
|	75.00	8.01	8.60	16.60	*		6.76	|
75.20	-	-	-	-			-	100.00
108.00	-	-	-	-			-	150.00
|	115.00	7.24	14.56	21.80	*		12.30	|
|	-	-	-	-			-	|
121.94	-	-	-	-			-	150.00
123.00	-	-	-	-			-	150.00
|	130.00	6.83	14.67	21.50	*		11.89	|
|	-	-	-	-			-	|
138.00	-	-	-	-			-	150.00

No EUT emissions within 10 dB of the specified test limit were observed at the specified test distance throughout the given frequency spectrum. * This emission is not from the EUT. It is a measurement of minimum measurement system sensitivity (Noise Floor).

RETLIF TESTING LABORATORIES

EMISSIONS TEST DATA SHEET

Test Method	Unwanted Emissions into Restricted Frequency Bands	
Customer	Immedia Semiconductor LLC	
Job Number	R-6521H-3	
Test Sample	Blink Indoor/Outdoor Camera	
Model Number	BCM00400U	
Serial Number	G8T1-GH00-0205-0089	
Test Specification	FCC Part 15 Subpart C	Paragraph: 15.247(d)
Operating Mode	Streaming video to Tablet	
Technician	M. Seamans	
Date	June 30th, 2020	

Notes: Antenna Test Distance: 3 meters Detector: Quasi-Peak <1GHz, Average >1GHz

TEST PARAMETERS

Restricted Band	Measured Frequency	Meter Reading	Correction Factor	Corrected Reading			Converted Reading	Limit at 3M
MHz	MHz	dBuV	dB	dBuV/m			uV/m	uV/m
149.90	-	-	-	-			-	150.00
|	150.00	8.33	14.37	22.70	*		13.65	|
150.05	-	-	-	-			-	150.00
156.52	-	-	-	-			-	150.00
|	156.52	8.53	15.27	23.80	*		15.49	|
156.52	-	-	-	-			-	150.00
156.70	-	-	-	-			-	150.00
|	156.80	8.49	15.31	23.80	*		15.49	|
156.90	-	-	-	-			-	150.00
162.01	-	-	-	-			-	150.00
|	165.00	8.70	16.50	25.20	*		18.20	|
167.17	-	-	-	-			-	150.00
167.72	-	-	-	-			-	150.00
|	170.00	8.64	17.26	25.90	*		19.72	|
173.20	-	-	-	-			-	150.00

No EUT emissions within 10 dB of the specified test limit were observed at the specified test distance throughout the given frequency spectrum. * This emission is not from the EUT. It is a measurement of minimum measurement system sensitivity (Noise Floor).

RETLIF TESTING LABORATORIES

EMISSIONS TEST DATA SHEET

Test Method	Unwanted Emissions into Restricted Frequency Bands	
Customer	Immedia Semiconductor LLC	
Job Number	R-6521H-3	
Test Sample	Blink Indoor/Outdoor Camera	
Model Number	BCM00400U	
Serial Number	G8T1-GH00-0205-0089	
Test Specification	FCC Part 15 Subpart C	Paragraph: 15.247(d)
Operating Mode	Streaming video to Tablet	
Technician	M. Seamans	
Date	June 30th, 2020	

Notes: Antenna Test Distance: 3 meters Detector: Quasi-Peak <1GHz, Average >1GHz

TEST PARAMETERS

Restricted Band	Measured Frequency	Meter Reading	Correction Factor	Corrected Reading			Converted Reading	Limit at 3M
MHz	MHz	dBuV	dB	dBuV/m			uV/m	uV/m
240.00	-	-	-	-			-	200.00
|	260.00	6.75	15.25	22.00	*		12.59	|
285.00	-	-	-	-			-	200.00
322.80	-	-	-	-			-	200.00
|	330.00	6.53	17.47	24.00	*		15.85	|
335.40	-	-	-	-			-	200.00
399.90	-	-	-	-			-	200.00
|	405.00	6.68	19.22	25.90	*		19.72	|
410.00	-	-	-	-			-	200.00
608.00	-	-	-	-			-	200.00
|	611.00	7.51	23.49	31.00	*		35.48	|
614.00	-	-	-	-			-	200.00
960.00	-	-	-	-			-	500.00
|	975.00	8.49	29.71	38.20	*		81.28	|
1240.00	-	-	-	-			-	500.00
1300.00	-	-	-	-			-	500.00
|	1350.00	32.08	-7.75	24.33	*		16.46	|
1427.00	-	-	-	-			-	500.00

No EUT emissions within 10 dB of the specified test limit were observed at the specified test distance throughout the given frequency spectrum. * This emission is not from the EUT. It is a measurement of minimum measurement system sensitivity (Noise Floor).

RETLIF TESTING LABORATORIES

EMISSIONS TEST DATA SHEET

Test Method	Unwanted Emissions into Restricted Frequency Bands	
Customer	Immedia Semiconductor LLC	
Job Number	R-6521H-3	
Test Sample	Blink Indoor/Outdoor Camera	
Model Number	BCM00400U	
Serial Number	G8T1-GH00-0205-0089	
Test Specification	FCC Part 15 Subpart C	Paragraph: 15.247(d)
Operating Mode	Streaming video to Tablet	
Technician	M. Seamans	
Date	June 30th, 2020	

Notes: Antenna Test Distance: 3 meters Detector: Quasi-Peak <1GHz, Average >1GHz

TEST PARAMETERS

Restricted Band	Measured Frequency	Meter Reading	Correction Factor	Corrected Reading			Converted Reading	Limit at 3M
MHz	MHz	dBuV	dB	dBuV/m			uV/m	uV/m
1435.00	-	-	-	-			-	500.00
|	1500.00	32.20	-6.91	25.79	*		19.48	|
1646.50	-	-	-	-			-	500.00
1660.00	-	-	-	-			-	500.00
|	1680.00	31.89	-6.00	25.89	*		19.70	|
1710.00	-	-	-	-			-	500.00
1718.80	-	-	-	-			-	500.00
|	1720.00	32.44	-5.81	26.63	*		21.45	|
1722.20	-	-	-	-			-	500.00
2200.00	-	-	-	-			-	500.00
|	2250.00	31.42	-3.72	27.70	*		24.47	|
2300.00	-	-	-	-			-	500.00
2310.00	-	-	-	-			-	500.00
|	2390.00	40.32	-3.27	37.05			71.20	|
2390.00	-	-	-	-			-	500.00
2483.50	-	-	-	-			-	500.00
|	2490.00	31.47	-2.96	28.51	*		26.64	|
2500.00	-	-	-	-			-	500.00

EUT emissions within 10 dB of the specified test limit were observed at the specified test distance throughout the given frequency spectrum. * This emission is not from the EUT. It is a measurement of minimum measurement system sensitivity (Noise Floor).

RETLIF TESTING LABORATORIES

EMISSIONS TEST DATA SHEET

Test Method	Unwanted Emissions into Restricted Frequency Bands	
Customer	Immedia Semiconductor LLC	
Job Number	R-6521H-3	
Test Sample	Blink Indoor/Outdoor Camera	
Model Number	BCM00400U	
Serial Number	G8T1-GH00-0205-0089	
Test Specification	FCC Part 15 Subpart C	Paragraph: 15.247(d)
Operating Mode	Streaming video to Tablet	
Technician	M. Seamans	
Date	June 30th, 2020	

Notes: Antenna Test Distance: 3 meters Detector: Quasi-Peak <1GHz, Average >1GHz

TEST PARAMETERS

Restricted Band	Measured Frequency	Meter Reading	Correction Factor	Corrected Reading			Converted Reading	Limit at 3M
MHz	MHz	dBuV	dB	dBuV/m			uV/m	uV/m
2690.00	-	-	-	-			-	500.00
|	-	-	-	-			-	|
|	2750.00	31.62	-2.21	29.41	*		29.55	|
|	-	-	-	-			-	|
2900.00	-	-	-	-			-	500.00
3260.00	-	-	-	-			-	500.00
|	3263.00	31.32	-0.46	30.86	*		34.91	|
3267.00	-	-	-	-			-	500.00
3332.00	-	-	-	-			-	500.00
|	3336.00	31.33	-0.17	31.16	*		36.14	|
3339.00	-	-	-	-			-	500.00
3345.00	-	-	-	-			-	500.00
|	3350.00	31.35	-0.11	31.24	*		36.48	|
3358.00	-	-	-	-			-	500.00
3600.00	-	-	-	-			-	500.00
|	-	-	-	-			-	|
|	3700.00	30.85	1.19	32.04	*		39.99	|
|	-	-	-	-			-	|

No EUT emissions within 10 dB of the specified test limit were observed at the specified test distance throughout the given frequency spectrum. * This emission is not from the EUT. It is a measurement of minimum measurement system sensitivity (Noise Floor).

RETLIF TESTING LABORATORIES

EMISSIONS TEST DATA SHEET

Test Method	Unwanted Emissions into Restricted Frequency Bands	
Customer	Immedia Semiconductor LLC	
Job Number	R-6521H-3	
Test Sample	Blink Indoor/Outdoor Camera	
Model Number	BCM00400U	
Serial Number	G8T1-GH00-0205-0089	
Test Specification	FCC Part 15 Subpart C	Paragraph: 15.247(d)
Operating Mode	Streaming video to Tablet	
Technician	M. Seamans	
Date	June 30th, 2020	

Notes: Antenna Test Distance: 3 meters Detector: Quasi-Peak <1GHz, Average >1GHz

TEST PARAMETERS

Restricted Band	Measured Frequency	Meter Reading	Correction Factor	Corrected Reading			Converted Reading	Limit at 3M
MHz	MHz	dBuV	dB	dBuV/m			uV/m	uV/m
|	-	-	-	-			-	|
4400.00	-	-	-	-			-	500.00
4500.00	-	-	-	-			-	500.00
|	4824.00	31.34	3.33	34.67			54.14	|
5150.00	-	-	-	-			-	500.00
5350.00	-	-	-	-			-	500.00
|	5400.00	30.30	4.30	34.60	*		53.70	|
5460.00	-	-	-	-			-	500.00
7250.00	-	-	-	-			-	500.00
|	7440.00	31.97	7.53	39.50	*		94.41	|
7750.00	-	-	-	-			-	500.00
8025.00	-	-	-	-			-	500.00
|	8300.00	32.19	8.57	40.76	*		109.14	|
8500.00	-	-	-	-			-	500.00
9000.00	-	-	-	-			-	500.00
|	9100.00	32.40	9.55	41.95	*		125.17	|
9200.00	-	-	-	-			-	500.00

EUT emissions within 10 dB of the specified test limit were observed at the specified test distance throughout the given frequency spectrum. * This emission is not from the EUT. It is a measurement of minimum measurement system sensitivity (Noise Floor).

RETLIF TESTING LABORATORIES

EMISSIONS TEST DATA SHEET

Test Method	Unwanted Emissions into Restricted Frequency Bands	
Customer	Immedia Semiconductor LLC	
Job Number	R-6521H-3	
Test Sample	Blink Indoor/Outdoor Camera	
Model Number	BCM00400U	
Serial Number	G8T1-GH00-0205-0089	
Test Specification	FCC Part 15 Subpart C	Paragraph: 15.247(d)
Operating Mode	Streaming video to Tablet	
Technician	M. Seamans	
Date	June 30th, 2020	

Notes: Antenna Test Distance: 3 meters Detector: Quasi-Peak <1GHz, Average >1GHz

TEST PARAMETERS

Restricted Band	Measured Frequency	Meter Reading	Correction Factor	Corrected Reading			Converted Reading	Limit at 3M
MHz	MHz	dBuV	dB	dBuV/m			uV/m	uV/m
9300.00	-	-	-	-			-	500.00
|	9400.00	32.46	9.89	42.35	*		131.07	|
9500.00	-	-	-	-			-	500.00
10600.00	-	-	-	-			-	500.00
|	12200.00	32.80	14.02	46.82	*		219.28	|
12700.00	-	-	-	-			-	500.00
13250.00	-	-	-	-			-	500.00
|	13300.00	31.30	16.13	47.43	*		235.23	|
13400.00	-	-	-	-			-	500.00
14470.00	-	-	-	-			-	500.00
|	14490.00	32.59	17.00	49.59	*		301.65	|
14500.00	-	-	-	-			-	500.00
15350.00	-	-	-	-			-	500.00
|	15800.00	34.05	14.28	48.33	*		260.92	|
16200.00	-	-	-	-			-	500.00
17700.00	-	-	-	-			-	500.00
|	19240.00	34.19	-4.04	30.15	*		32.17	|
21400.00	-	-	-	-			-	500.00

No EUT emissions within 10 dB of the specified test limit were observed at the specified test distance throughout the given frequency spectrum. * This emission is not from the EUT. It is a measurement of minimum measurement system sensitivity (Noise Floor).

RETLIF TESTING LABORATORIES

EMISSIONS TEST DATA SHEET

Test Method	Unwanted Emissions into Restricted Frequency Bands	
Customer	Immedia Semiconductor LLC	
Job Number	R-6521H-3	
Test Sample	Blink Indoor/Outdoor Camera	
Model Number	BCM00400U	
Serial Number	G8T1-GH00-0205-0089	
Test Specification	FCC Part 15 Subpart C	Paragraph: 15.247(d)
Operating Mode	Streaming video to Tablet	
Technician	M. Seamans	
Date	June 30th, 2020	

Notes: Antenna Test Distance: 3 meters Detector: Quasi-Peak <1GHz, Average >1GHz

TEST PARAMETERS

Restricted Band	Measured Frequency	Meter Reading	Correction Factor	Corrected Reading			Converted Reading	Limit at 3M
MHz	MHz	dBuV	dB	dBuV/m			uV/m	uV/m
22010.00	-	-	-	-			-	500.00
|	22500.00	33.78	-3.38	30.40	*		33.11	|
23120.00	-	-	-	-			-	500.00
23600.00	-	-	-	-			-	500.00
|	23800.00	33.59	-2.97	30.62	*		33.96	|
25000.00	-	-	-	-			-	500.00

No EUT emissions within 10 dB of the specified test limit were observed at the specified test distance throughout the given frequency spectrum. * This emission is not from the EUT. It is a measurement of minimum measurement system sensitivity (Noise Floor).

Test Photographs
Conducted Emissions, Power Leads, 150 kHz to 30 MHz

EUT Configuration

Test Setup

FCC Part 15, Subpart B, Section 15.207(a)
Conducted Emissions, Power Leads, 150 kHz to 30 MHz
Test Data

EMISSIONS TEST DATA SHEET	
Test Specification:	FCC Part 15, Subpart B, Section 15.207(a), Conducted Emissions
Method:	ANSI C63.4, Section 7., AC power-line conducted emission measurements
Job Number/Customer:	R-6521H-3 / Immedia Semiconductor LLC
Test Sample:	Blink Indoor/Outdoor Camera
Model Number:	BCM00400U
Serial Number:	G8T1-GH00-0205-0089
Operating Mode:	Streaming video to tablet
Technician:	M. Seamans
Date(s):	June 29th, 2020
Temp/ Relative Humidity:	22.3 °C / 58.0 %
Lead Tested:	120 VAC 60 Hz

Frequency	Lead Tested	Peak Meter Reading	Quasi-Peak Meter Reading	Average Meter Reading	Quasi-Peak Limit	Average Limit
MHz		**dBuV**	**dBuv**	**dBuV**	**dBuV**	**dBuV**
0.150	Hot	61.29	57.30	33.90	66.00	56.00
0.150	Neutral	71.24	58.80	34.50	66.00	56.00
0.229	Hot	67.40	45.90	27.10	62.49	52.49
0.161	Neutral	74.29	54.30	33.90	65.41	55.41
0.406	Hot	62.46	50.60	24.80	57.73	57.73
0.287	Neutral	68.21	59.30	29.60	60.61	50.61
0.496	Hot	59.09	37.50	23.00	56.07	46.07
0.373	Neutral	64.30	51.90	22.50	58.43	48.43
0.912	Hot	50.71	34.10	19.20	56	46
0.484	Neutral	59.72	35.80	21.10		
17.870	Hot	37.47	30.20	15.20	60	50
17.893	Neutral	37.13	29.50	18.60	60	50

The frequency range was scanned from 0.15 MHz to 30 MHz.
The six highest emissions relative to the limit are presented.
The emissions observed from the EUT do not exceed the specified limits.

Test Photographs
Duty Cycle



Test Setup

FCC 15.247 / RSS-247, ANSI C63.10
Duty Cycle
Test Data

EMISSIONS TEST DATA SHEET	
Method:	**Duty Cycle**
Test Specification:	**FCC 15.247, ANSI C63.10**
Job Number:	R-6521H-3
Customer:	Immedia Semiconductor, LLC.
Test Sample:	Blink Indoor/Outdoor Camera
Model Number:	BCM00400U
Serial Number:	G8T1-GH00-0205-00CA
Operating Mode:	Transmitting modulated signal
Technician:	M.Seamans
Date(s):	June 25th, 2020
Temp / Relative Humidity:	24.9 ºC / 48.0 %

TEST PARAMETERS

Channel	Measured on time	Measured time interval	Duty Cycle Calculation	Result
#	msec	msec		
1	9.5791	10	= (9.5791ms/ 10 ms)*100	95.79 %
Worst case Duty Cycle showing <98% Duty Cycle, and >2% variations in multiple transmissions.				

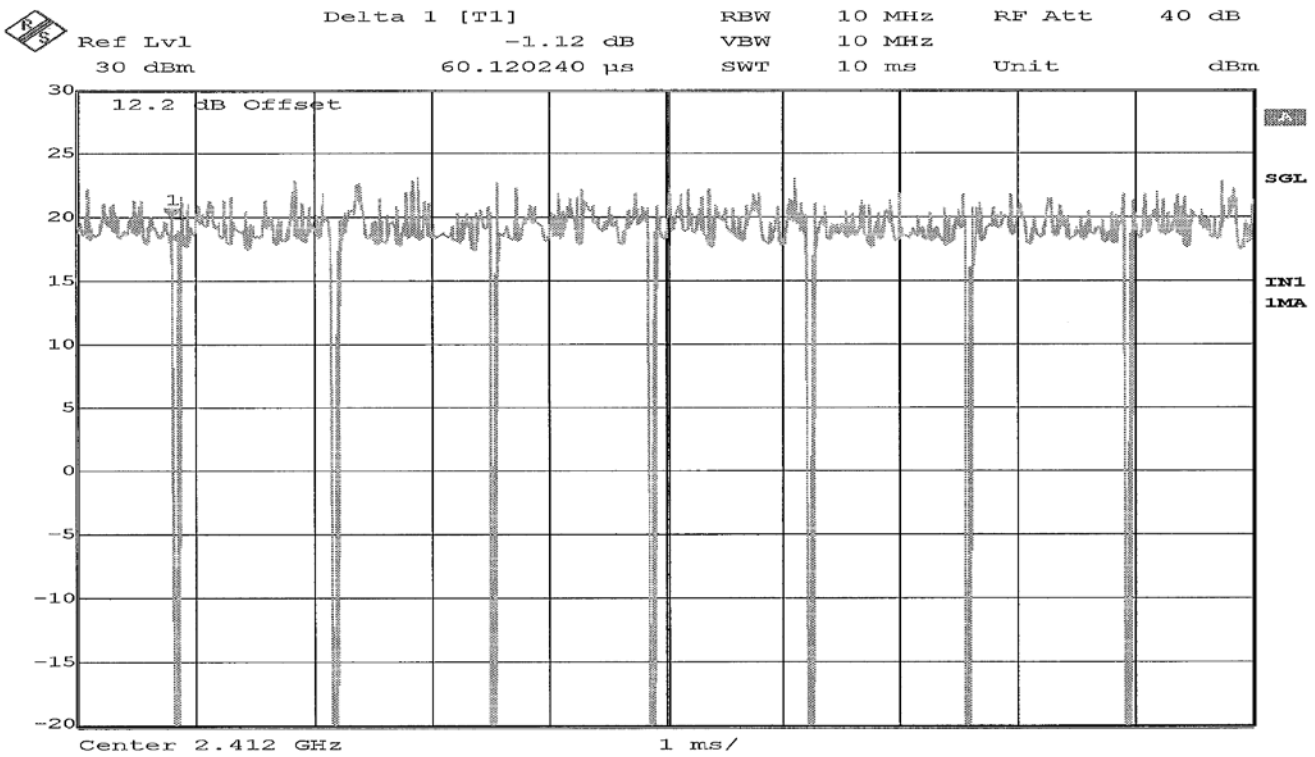

On Time: 9.579158ms

EMISSIONS TEST DATA SHEET	
Method:	**Duty Cycle**
Test Specification:	**FCC 15.247 / RSS-247, ANSI C63.10**
Job Number:	R-6521H-3
Customer:	Immedia Semiconductor, LLC.
Test Sample:	Blink Indoor/Outdoor Camera
Model Number:	BCM00400U
Serial Number:	G8T1-GH00-0205-00CA
Operating Mode:	Transmitting modulated signal
Technician:	M.Seamans
Date(s):	June 25th, 2020
Temp / Relative Humidity:	24.9 ºC / 48.0 %

TEST PARAMETERS

Channel	Measured on time	Measured time interval	Duty Cycle Calculation	Result
#	msec	msec		
1	3.9078	10	= (3.9078ms/ 10 ms)*100	39.08 %

Worst case Duty Cycle showing <98% Duty Cycle, and >2% variations in multiple transmissions.

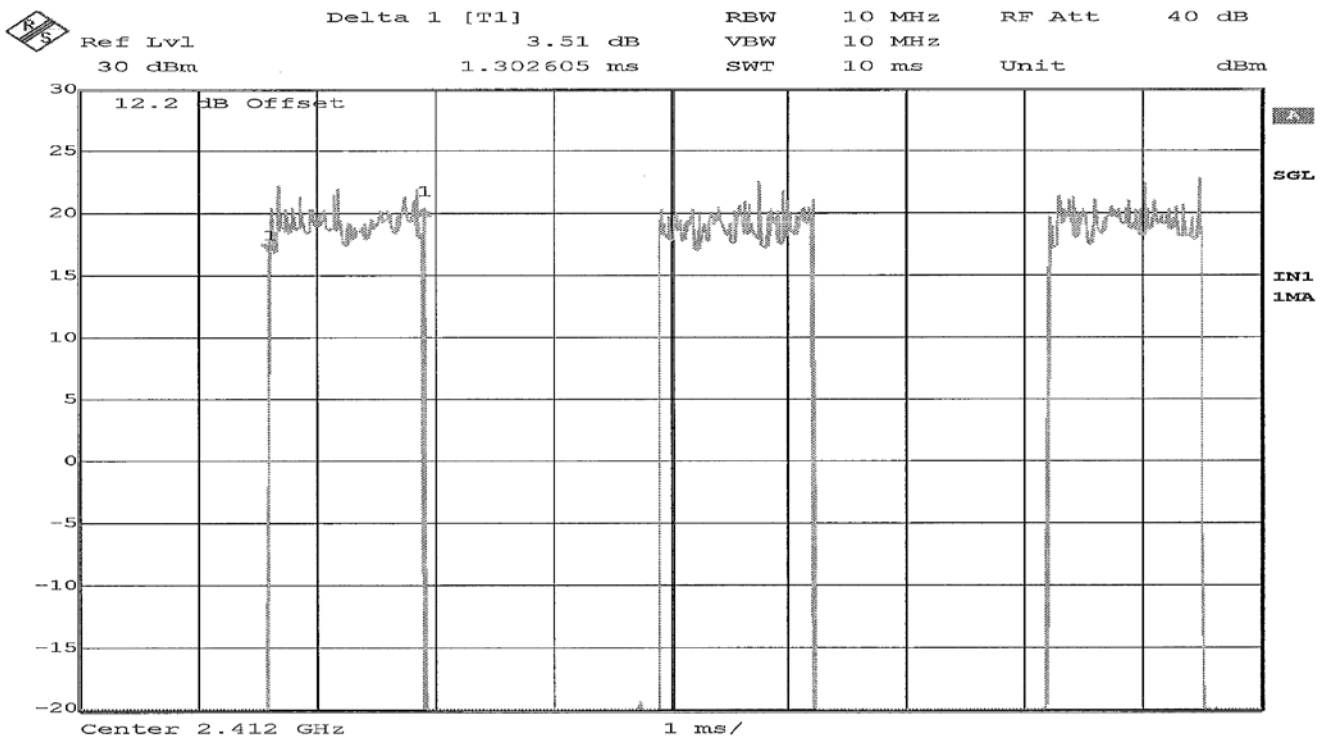

On Time: 1.302605ms * 3 pulses