RETLIF TESTING LABORATORIES | Put Us To The Test℠
101 New Boston Road
Goffstown, NH 03045 USA
Tel: (603) 497-4600 • Fax: (603) 497-5281 • www.retlif.com

# FCC Part 15, Subpart C, Section 15.247
# Test Report

On

Blink Indoor/Outdoor Camera
FCC ID: 2AF77-H2041670

| | |
|---|---|
| **Customer Name:** | Immedia Semiconductor, LLC |
| **Customer P.O:** | 2D-03495230 |
| **Date of Report:** | July 15, 2020 |
| **Test Report No:** | R-6521H-1 |
| **Test Start Date:** | June 23, 2020 |
| **Test Finish Date:** | June 30, 2020 |
| **Test Engineer:** | T. Hannemann |
| **Test Technician:** | M. Seamans |
| **Approved By:** | S. Wentworth |
| **Report Prepared By:** | D. Hull |

Our letters, procedures and reports are for the exclusive use of the customer to whom they are addressed and their communication or the use of the name of Retlif Testing Laboratories must receive our prior written approval. Our letters, procedures and reports apply only to the sample tested and are not necessarily indicative of the qualities of apparently identical or similar products. The letters, procedures and reports and the name of Retlif Testing Laboratories or insignia are not to be used under any circumstances in advertising to the general public. This test report shall not be reproduced, except in full, without the written approval of Retlif Testing Laboratories.

## Technical Information

| | |
|---|---|
| **Report Number:** | R-6521H-1 |
| **Customer:** | Immedia Semiconductor, LLC |
| **Address:** | 100 Riverpark Drive<br>North Reading, MA 01864 |
| **Manufacturer:** | Immedia Semiconductor, LLC |
| **Manufacturer Address:** | 100 Riverpark Drive<br>North Reading, MA 01864 |
| **Test Sample:** | Blink Indoor/Outdoor Camera |
| **Model Number:** | BCM00400U* |
| **Serial Number:** | G8T1-GH00-0205-00KW (Conducted Testing)<br>G8T1-GH00-0205-0089 (Radiated Testing) |
| **FCC ID:** | 2AF77- H2041670 |
| **Type:** | Frequency Hopping Spread Spectrum Transmitter |
| **Power Requirements:** | 5 VDC via External 120 VAC power adapter or 3 VDC via internal batteries |
| **Frequency of Operation:** | 902.4 MHz to 927.6 MHz |
| **Equipment Class:** | DSS |
| **Antenna Type:** | Internal PCB Antenna – 1.5 dBi Gain |
| **Equipment Use:** | Used in a Home Monitoring System |

**Test Specification:**
FCC Rules and Regulations Part 15, Subpart C, Section 15.247

*Note: The testing included in this test report is representative of Model Number: BCM00400U and Model Number: BCM00410U. The two models are electrically identical. The differences between these two models is the plastic external enclosure.

**Test Procedure**:
ANSI C63.4:2014
ANSI C63.10:2013
FCC 558074 D01 15.247 Meas Guidance v05r02, April 2, 2019

**Test Facility:**
Retlif Testing Laboratories
101 New Boston Road
Goffstown, NH 03045
FCC Designation Number: US5327

## Tests Performed

| FCC Part 15, Subpart C | Test Method |
|---|---|
| 15.247(a)(1) | Channel Separation |
| 15.247(a)(1) | 20 dB Bandwidth |
| 15.247(a)(1)(i) | Number of Channels and Occupancy Time |
| 15.247(b)(2) and (4) | Peak Conducted Output Power |
| 15.247(d) | Spurious Emissions, 30 MHz to 10 GHz |
| 15.247(d) | Field Strength of Spurious Emissions |
| Section 15.207 (a) | Conducted Emissions |

**EUT Operation:**
The EUT is an outdoor Wi-Fi connected home security camera. The camera has a passive infrared motion sensor that can be used to trigger recording of video clips that are sent by Wi-Fi to internet based servers that relay the clips to the users' mobile device. The EUT can also receive commands from the user to start transmission of video or update status via 915 MHz FHSS radio.

Table 1 – Support Equipment

| Description | Manufacturer | Model Number | Serial Number |
|---|---|---|---|
| **Radiated Testing** | | | |
| Blink Sync Module | Immedia Semiconductor | BSM00201U | 244-148-306 |
| iPad Tablet | Apple, Inc. | A1B22 | FNVX7010HLF9 |
| **Conducted Testing** | | | |
| Laptop PC | HP | Probook 450G5 | 5CD88466QTY |
| Sync Module | Immedia Semiconductor | BSM00203U | 280-885-766 |

## Certification and Signatures

We certify that this report is a true representation of the results obtained from the tests of the equipment stated. We further certify that the measurements shown in this report were made in accordance with the procedures indicated and vouch for the qualifications of all Retlif Testing Laboratories personnel taking them.

Scott Wentworth
Branch Manager

Todd Hannemann
EMC Test Engineer
iNARTE Certified Technician ATL-0255-T

**Non-Warranty Provision**
The testing services have been performed, findings obtained and reports prepared in accordance with generally accepted laboratory principles and practices. This warranty is in lieu of all others, either expressed or implied.

**Non-Endorsement**
This test report contains only findings and results arrived at after employing the specific test procedures and standards listed herein. It is not intended to constitute a recommendation, endorsement or certification of the product or material tested. This report must not be used by the client to claim product endorsement by ANSI National Accreditation Board (ANAB).

## Revision History

Revisions to this document are listed below; the latest revised document supersedes all previous issues of this document:

| Revision | Date | Pages Affected |
|---|---|---|
| - | July 15, 2020 | Original Release |

## Requirements and Test Results

**Requirement:**
**FCC Section 15.247 (a)(1)**
**Channel Separation and 20 dB Bandwidth**
Frequency hopping systems shall have hopping channel carrier frequencies separated by a minimum of 25 kHz or the 20 dB bandwidth of the hopping channel, whichever is greater. Alternatively, frequency hopping systems operating in the 2400-2483.5 MHz band may have hopping channel carrier frequencies that are separated by 25 kHz or two-thirds of the 20 dB bandwidth of the hopping channel, whichever is greater, provided the systems operate with an output power no greater than 125 mW. The system shall hop to channel frequencies that are selected at the system hopping rate from a pseudo randomly ordered list of hopping frequencies. Each frequency must be used equally on the average by each transmitter. The system receivers shall have input bandwidths that match the hopping channel bandwidths of their corresponding transmitters and shall shift frequencies in synchronization with the transmitted signals.

- **Results**:
  The carrier frequencies were separated by 401.8 kHz which exceeded the maximum 20 dB bandwidth of 115.430 kHz which complies with the requirements specified above.

**FCC Section 15.247 (a)(1)(i)**
**Number of Channels and Occupancy Time**
For frequency hopping systems operating in the 902-928 MHz band: if the 20 dB bandwidth of the hopping channel is less than 250 kHz, the system shall use at least 50 hopping frequencies and the average time of occupancy on any frequency shall not be greater than 0.4 seconds within a 20 second period; if the 20 dB bandwidth of the hopping channel is 250 kHz or greater, the system shall use at least 25 hopping frequencies and the average time of occupancy on any frequency shall not be greater than 0.4 seconds within a 10 second period. The maximum allowed 20 dB bandwidth of the hopping channel is 500 kHz.

- **Results:**
  The number of hopping frequencies used was 64 and the average time of occupancy was 9.619 msec which complied with the above requirements.

**Requirements and Test Results (con't)**

**FCC Section 15.247 (b)(2) and (4)**
**Peak Conducted Output Power**
(1) For frequency hopping systems operating in the 902-928 MHz band employing at least 50 non-overlapping hopping channels: 1 watt. For systems employing less than 50 hopping channels, but at least 25 hopping channels: 0.25 watts.

(4) The conducted output power limit specified in Paragraph (b) of Section 15.247 is based on the use of antenna with directional gains that do not exceed 6 dBi. Except as shown in Paragraph (c) of Section 15.247, if transmitting antennas of directional gain greater than 6 dBi are used, the conducted output power from the intentional radiator shall be reduced below the stated values in Paragraph (b)(1), (b)(2) and (b)(3) of Section 15.247, as appropriate, by the amount in dB that the directional gain of the antenna exceeds 6 dBi.

- **Results:**
  The frequency hopping system utilizes a transmitting antenna with a gain of 1.5 dBi. The maximum peak conducted output power was measured to be 16.98 milliwatts and the EIRP is less than 1W.

**FCC Section 15.247 (d)**
**Spurious Emissions**
In any 100 kHz bandwidth outside the frequency band in which the spread spectrum or digitally modulated intentional radiator is operating, the radio frequency power that is produced by the intentional radiator shall be at least 20 dB below that in the 100 kHz bandwidth within the band that contains the highest level of the desired power, based on either an RF conducted or a radiated measurement, provided the transmitter demonstrates compliance with the peak conducted power limits. If the transmitter complies with the conducted power limits based on the use of RMS averaging over a time interval, as permitted under Paragraph (b)(3) of Section 15.247, the attenuation required under this paragraph shall be 30 dB instead of 20 dB. Attenuation below the general limits specified in Section 15.209(a) is not required. In addition, radiated emissions which fall in the restricted bands, as defined in Section 15.205(a) must also comply with the radiated emission limits specified in Section 15.209(a) (see Section 15.205(c)).

- **Results:**
  The antenna port conducted spurious emissions comply with the requirement that the radio frequency power be at least 20 dB below the highest in band level.

  In addition, Harmonic and Spurious Emissions which were found to be within the restricted bands of operation, as defined in section 15.205 (a) were found to be in compliance with the general limits specified in section 15.209 (a).

**Requirements and Test Results (con't)**

**FCC Section 15.247 (a)**
**Field Strength of Spurious Radiation**
Operation under the provisions of Section 15.247 is limited to frequency hopping and digitally modulated intentional radiators that comply with the provisions stated in Section 15.247(a)(1).

**FCC Section 15.209(a)**
**Radiated Emission Limits, General Requirements**
Except as provided elsewhere in this subpart, the emissions from an intentional radiator shall not exceed the field strength levels specified in Table 3.

Table 2 - Radiated Emission Limits

| Frequency of Emission (MHz) | Field Strength (microvolts/meter) | Measurement Distance (meters) |
|---|---|---|
| 30 to 88 | 100 | 3 |
| 88 to 216 | 150 | 3 |
| 216 to 960 | 200 | 3 |
| Above 960 | 500 | 3 |

- **Results:**
  The field strength of spurious radiated emissions did not exceed the limits specified in Table 3.

Field Strength Calculation/Conversion:

The maximized field strength of the emission was obtained as follows:

$C_R = M_R + C_F$

Where:
$C_R$ = Corrected Reading in dBµV/m
$M_R$ = Uncorrected Meter Reading in dBµV
$C_F$ = Correction Factor in dB (Antenna Factor, Pre-amp + Cable Loss)

Example:

$M_R$ = 15.35 dBµV
$C_F$ = 16.85 dB
$C_R$ = 15.35 dBuV + 16.85 = 32.2 dBµV/m

dBµV/M is converted to uV/M for comparison to the specified limit using the formula:

invLog dBµV/M/20

32.2 dBuV/m = 40.74 uV/m

RF Power Conversion:

Power readings in dBm may be converted to mW using the formula:

InvLog dBm/10

Example: 20dBm = 100mW

## Requirements and Test Results (con't)

**FCC Section 15.247 (i)**
**RF Exposure Limits**

Spread Spectrum Transmitters operating under 15.247 must be operated in a manner that ensures the public is not exposed to RF energy levels in access of the commission's guidelines. Based on the transmitter power and maximum antenna gain (see calculation below) the minimum separation distance was calculated to determine the distance for acceptable MPE power density levels to meet both the Occupational/Controlled Exposure and the General Population/Uncontrolled Exposure requirements of FCC Part 1.1310. The calculation below uses the more stringent General Population MPE Limits.

$$S = \frac{PG}{4\prod Dsq}$$

D = Minimum Separation Distance in cm

S = Max allowed Power Density in mW/cmsq

Per 1.1310 For the Frequency of 915 MHz S = 0.6 mW/cmsq

Power = Max Power Input to Antenna = 16.98mW

Gain = Max Power Gain of Antenna = 1.5 dBi = 1.41 numeric

$$0.61 \text{ mW/cmsq} = \frac{16.98 \times 1.41}{4 \times (3.14) \times D^2} = \frac{23.94}{12.56 \times D^2}$$

$$D^2 = \frac{23.94}{12.56 \text{ X } 0.61}$$

$$D = \sqrt{1.16} = 1.08 \text{ cm}$$

The test sample has an internal antenna and the minimum separation distance will always be maintained.

**Requirement:**
**FCC Section 15.207(a) - Conducted Limits**
For an intentional radiator that is designed to be connected to the public utility (AC) power line, the radio frequency voltage that is conducted back onto the AC power line on any frequency or frequencies within the band 150 kHz to 30 MHz shall not exceed the limits shown in Table 4, as measured using a 50 µH/50 ohms line impedance stabilization network (LISN). Compliance with the provisions of the paragraph shall be based on the measurement of the radio frequency voltage between each power line and ground at the power terminal. The lower limit applies at the boundary between the frequency ranges.

Table 3 - Conducted Emission Limits

| **Frequency of Emission (MHz)** | **Conducted Limit (dBµV)** | |
|---|---|---|
| | Quasi-Peak | Average |
| 0.15 to 0.5 | 66 to 56* | 56 to 46* |
| 0.5 to 5 | 56 | 46 |
| 5 to 30 | 60 | 50 |
| *Decreases due to logarithm of the frequency | | |

- **Results:**
  The conducted emissions observed did not exceed the limits specified in Table 4.

# Equipment List

## FCC Section 15.247(a)(1)
## Channel Separation

| EN | Manufacturer | Description | Range | Model No. | Cal Date | Due Date |
|---|---|---|---|---|---|---|
| 5070 | ROHDE & SCHWARZ | RECEIVER, EMI | 20 Hz - 40 GHz | ESIB40 | 1/23/2020 | 1/31/2021 |
| 5134 | NARDA MICROWAVE | ATTENUATOR, COAXIAL | 10 dB, DC - 12.4 GHz, 2 W | 757C-10 | 12/13/2019 | 12/31/2020 |
| 5229 | FLORIDA RS TECHNOLOGY | CABLE, COAXIAL | DC - 40 GHz | FLRST-2.92 (102ö) | 11/1/2019 | 11/30/2020 |
| 5250 | DIGI-SENSE | HYGROMETER | 0 - 50 deg. c, 10 - 90 % RH | 20250-30 | 10/7/2019 | 10/31/2020 |

## FCC Section 15.247(a)(1)
## 20 dB Bandwidth

| EN | Manufacturer | Description | Range | Model No. | Cal Date | Due Date |
|---|---|---|---|---|---|---|
| 5070 | ROHDE & SCHWARZ | RECEIVER, EMI | 20 Hz - 40 GHz | ESIB40 | 1/23/2020 | 1/31/2021 |
| 5134 | NARDA MICROWAVE | ATTENUATOR, COAXIAL | 10 dB, DC - 12.4 GHz, 2 W | 757C-10 | 12/13/2019 | 12/31/2020 |
| 5229 | FLORIDA RS TECHNOLOGY | CABLE, COAXIAL | DC - 40 GHz | FLRST-2.92 (102ö) | 11/1/2019 | 11/30/2020 |
| 5250 | DIGI-SENSE | HYGROMETER | 0 - 50 deg. c, 10 - 90 % RH | 20250-30 | 10/7/2019 | 10/31/2020 |

## FCC Section 15.247 (a)(1) (iii)
## Number of Channels and Occupancy Time

| EN | Manufacturer | Description | Range | Model No. | Cal Date | Due Date |
|---|---|---|---|---|---|---|
| 5070 | ROHDE & SCHWARZ | RECEIVER, EMI | 20 Hz - 40 GHz | ESIB40 | 1/23/2020 | 1/31/2021 |
| 5134 | NARDA MICROWAVE | ATTENUATOR, COAXIAL | 10 dB, DC - 12.4 GHz, 2 W | 757C-10 | 12/13/2019 | 12/31/2020 |
| 5229 | FLORIDA RS TECHNOLOGY | CABLE, COAXIAL | DC - 40 GHz | FLRST-2.92 (102ö) | 11/1/2019 | 11/30/2020 |
| 5250 | DIGI-SENSE | HYGROMETER | 0 - 50 deg. c, 10 - 90 % RH | 20250-30 | 10/7/2019 | 10/31/2020 |

## FCC Section 15.247 (a)(1)
## Peak Conducted Output Power

| EN | Manufacturer | Description | Range | Model No. | Cal Date | Due Date |
|---|---|---|---|---|---|---|
| 5070 | ROHDE & SCHWARZ | RECEIVER, EMI | 20 Hz - 40 GHz | ESIB40 | 1/23/2020 | 1/31/2021 |
| 5134 | NARDA MICROWAVE | ATTENUATOR, COAXIAL | 10 dB, DC - 12.4 GHz, 2 W | 757C-10 | 12/13/2019 | 12/31/2020 |
| 5229 | FLORIDA RS TECHNOLOGY | CABLE, COAXIAL | DC - 40 GHz | FLRST-2.92 (102ö) | 11/1/2019 | 11/30/2020 |
| 5250 | DIGI-SENSE | HYGROMETER | 0 - 50 deg. c, 10 - 90 % RH | 20250-30 | 10/7/2019 | 10/31/2020 |

## FCC Section 15.247 (d)
## Conducted Spurious Emissions, 30 MHz to 10 GHz

| EN | Manufacturer | Description | Range | Model No. | Cal Date | Due Date |
|---|---|---|---|---|---|---|
| 5070 | ROHDE & SCHWARZ | RECEIVER, EMI | 20 Hz - 40 GHz | ESIB40 | 1/23/2020 | 1/31/2021 |
| 5134 | NARDA MICROWAVE | ATTENUATOR, COAXIAL | 10 dB, DC - 12.4 GHz, 2 W | 757C-10 | 12/13/2019 | 12/31/2020 |
| 5229 | FLORIDA RS TECHNOLOGY | CABLE, COAXIAL | DC - 40 GHz | FLRST-2.92 (102ö) | 11/1/2019 | 11/30/2020 |
| 5250 | DIGI-SENSE | HYGROMETER | 0 - 50 deg. c, 10 - 90 % RH | 20250-30 | 10/7/2019 | 10/31/2020 |

## FCC Section 15.247 (a) / 15.209(a)
## Field Strength of Spurious Radiated Emissions

| EN | Manufacturer | Description | Range | Model No. | Cal Date | Due Date |
|---|---|---|---|---|---|---|
| 1232 | AGILENT / HP | PRE-AMPLIFIER | 1 - 26.5 GHz | 8449B | 5/8/2020 | 5/31/2021 |
| 3258 | ETS / EMCO | ANTENNA, DOUBLE RIDGED GUIDE | 1 - 18 GHz | 3115 | 12/2/2019 | 6/30/2021 |
| 3427B | ETS / EMCO | ANTENNA, BICONICAL | 20 - 200 MHz | 3104 | 4/25/2019 | 10/31/2020 |
| 4029B | RETLIF | OPEN AREA TEST SITE, ATTENUATION | 3 / 10 Meters | RNH | 9/30/2019 | 9/30/2021 |
| 443 | ELECTRO-METRICS | ANTENNA, LOG PERIODIC | 200 MHz - 1000 MHz | LPA-25 | 12/13/2019 | 6/29/2021 |
| 5070 | ROHDE & SCHWARZ | RECEIVER, EMI | 20 Hz - 40 GHz | ESIB40 | 1/23/2020 | 1/31/2021 |
| 5179B | MICRO-COAX | CABLE, COAXIAL | 10 kHz - 18 GHz | UFB311A-1-036050U50U | 11/6/2019 | 11/30/2020 |
| 5188 | Cybertron | COMPUTER, CONTROL | N/A | TSVQJA2221 | No Calibration Required | |
| 5211 | COM-POWER | GENERATOR, COMB | 1 MHz - 1 GHz | CGO-501 | 5/22/2020 | 5/31/2021 |
| 5234 | PASTERNACK | CABLE, COAXIAL | 10 kHz - 18 GHz | PE302-230 | 8/14/2019 | 8/31/2020 |
| 5242 | TELEDYNE MICROWAVE | CABLE, COAXIAL | 10 kHz - 6 GHz | PR90-195-1275, 106' | 9/12/2019 | 9/30/2020 |

## FCC Section 15.207(a)
## Conducted Limit

| EN | Manufacturer | Description | Range | Model No. | Cal Date | Due Date |
|---|---|---|---|---|---|---|
| 5070 | ROHDE & SCHWARZ | RECEIVER, EMI | 20 Hz - 40 GHz | ESIB40 | 1/23/2020 | 1/31/2021 |
| 5133 | NARDA MICROWAVE | ATTENUATOR, COAXIAL | 10 dB, DC - 12.4 GHz, 2 W | 757C-10 | 11/8/2019 | 11/30/2020 |
| 5188 | Cybertron | COMPUTER, CONTROL | N/A | TSVQJA2221 | No Calibration Required | |
| 5209 | SOLAR ELECTRONICS | LISN | 50 uH, 150 kHz - 30 MHz | 21106-50-BP-25-BNC | 5/26/2020 | 5/31/2021 |
| 5210 | SOLAR ELECTRONICS | LISN | 50 uH, 150 kHz - 30 MHz | 21106-50-BP-25-BNC | 5/26/2020 | 5/31/2021 |
| 5218 | COM-POWER | GENERATOR, COMB | 100 kHz - 400 MHz | CGC-510E | 8/20/2019 | 8/31/2020 |
| 5250 | DIGI-SENSE | HYGROMETER | 0 - 50 deg. c, 10 - 90 % RH | 20250-30 | 10/7/2019 | 10/31/2020 |

**Test Photographs**
**Channel Separation**



Test Setup

**FCC Section 15.247(a)(1)**
**Channel Separation**
**Test Data**

| EMISSIONS TEST DATA SHEET | |
|---|---|
| **Method:** | **Channel Separation** |
| **Test Specification:** | FCC Part 15, Subpart C Paragraph: 15.247 (a)(1) |
| **Job Number:** | R-6521H-1 |
| **Customer:** | Immedia Semiconductor LLC |
| **Test Sample:** | Blink Indoor/Outdoor Camera |
| **Model Number:** | BCM00400U |
| **Serial Number:** | G8T1-GH00-0205-00KW |
| **Operating Mode:** | Transmitting modulated signal |
| **Technician:** | M.Seamans |
| **Date(s):** | June 24th, 2020 |
| **Temp/ Relative Humidity:** | 24.1 °C / 52.0 % |
| **Result:** | Channel Separation: 401.803 kHz |

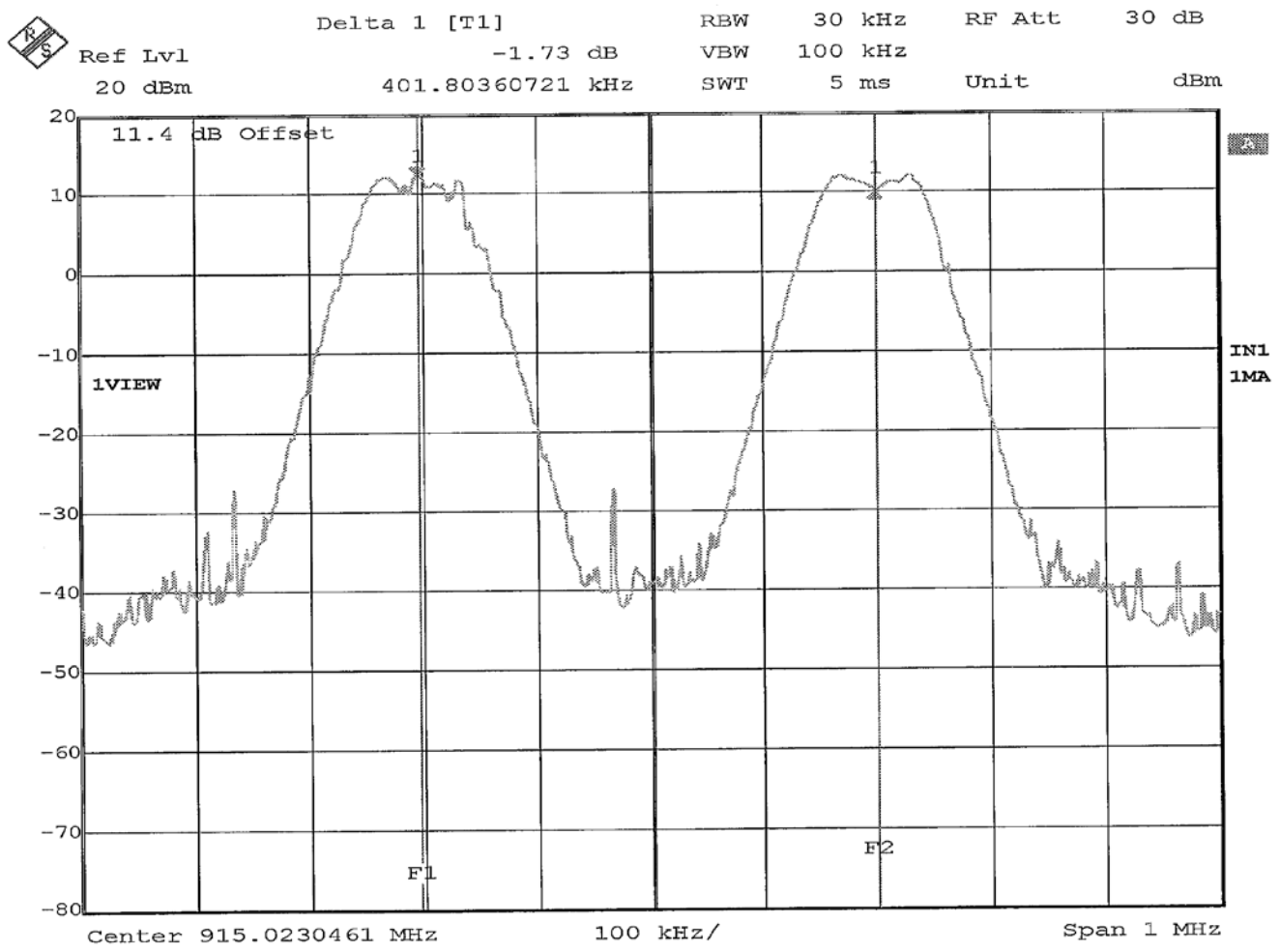

**Test Photographs**
**20 dB Bandwidth**



Test Setup

**FCC Section 15.247(a)(1)**
**20 dB Bandwidth**
**Test Data**

| EMISSIONS TEST DATA SHEET | |
|---|---|
| **Method:** | **Occupied Bandwidth** |
| **Test Specification:** | FCC Part 15, Subpart C Paragraph: 15.247 (a)(i) |
| **Job Number:** | R-6521H-1 |
| **Customer:** | Immedia Semiconductor LLC |
| **Test Sample:** | Blink Indoor/Outdoor Camera |
| **Model Number:** | BCM00400U |
| **Serial Number:** | G8T1-GH00-0205-00KW |
| **Operating Mode:** | Transmitting modulated signal |
| **Technician:** | M.Seamans |
| **Date(s):** | June 24th, 2020 |
| **Temp/ Relative Humidity:** | 18.5 °C / 62.0 % |
| **Result:** | 20dB Bandwidth: 115.430 kHz |

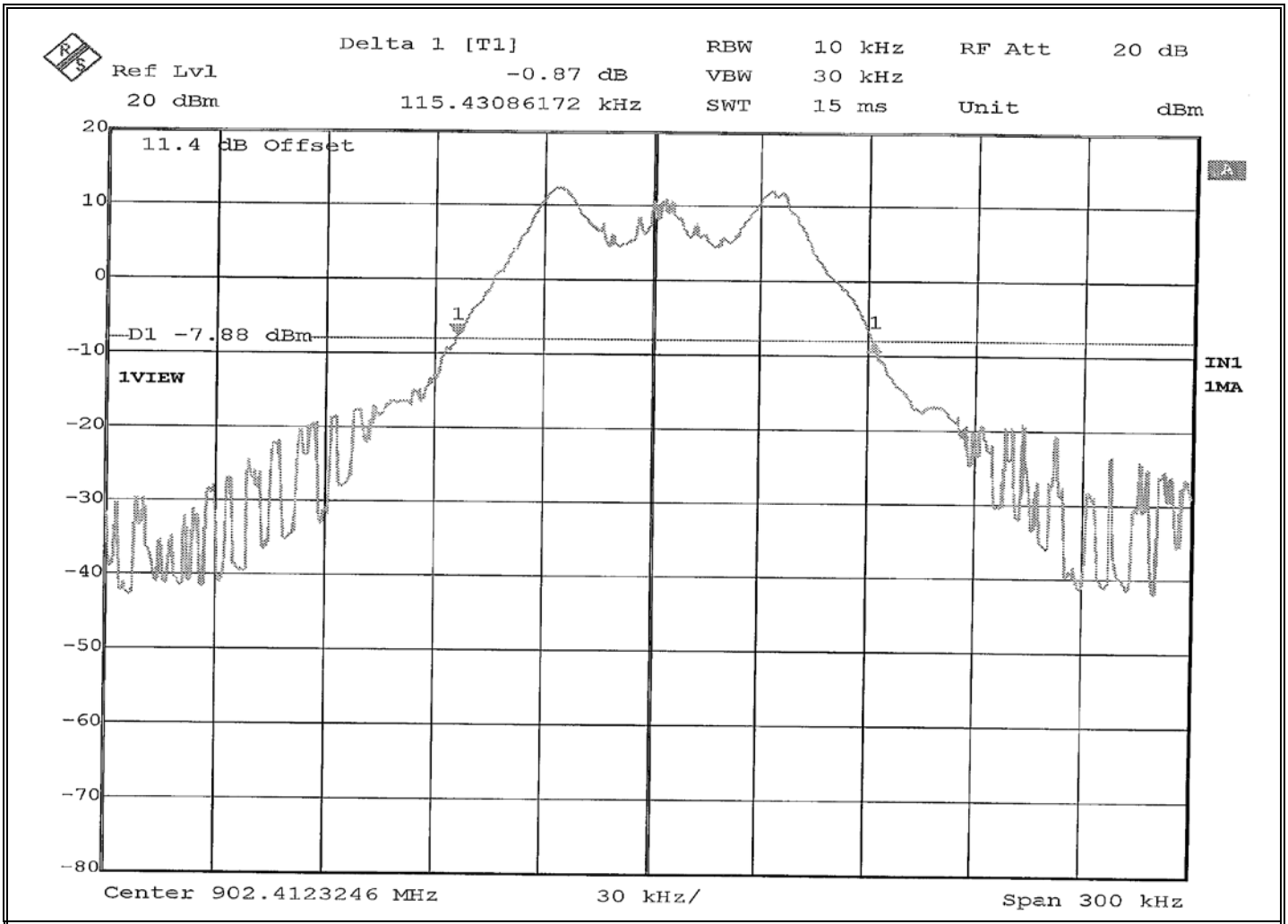

| EMISSIONS TEST DATA SHEET | |
|---|---|
| **Method:** | **Occupied Bandwidth** |
| **Test Specification:** | FCC Part 15, Subpart C Paragraph: 15.247 (a)(i) |
| **Job Number:** | R-6521H-1 |
| **Customer:** | Immedia Semiconductor LLC |
| **Test Sample:** | Blink Indoor/Outdoor Camera |
| **Model Number:** | BCM00400U |
| **Serial Number:** | G8T1-GH00-0205-00KW |
| **Operating Mode:** | Transmitting modulated signal |
| **Technician:** | M.Seamans |
| **Date(s):** | June 24th, 2020 |
| **Temp/ Relative Humidity:** | 18.5 °C / 62.0 % |
| **Result:** | 20dB Bandwidth: 114.228 kHz |

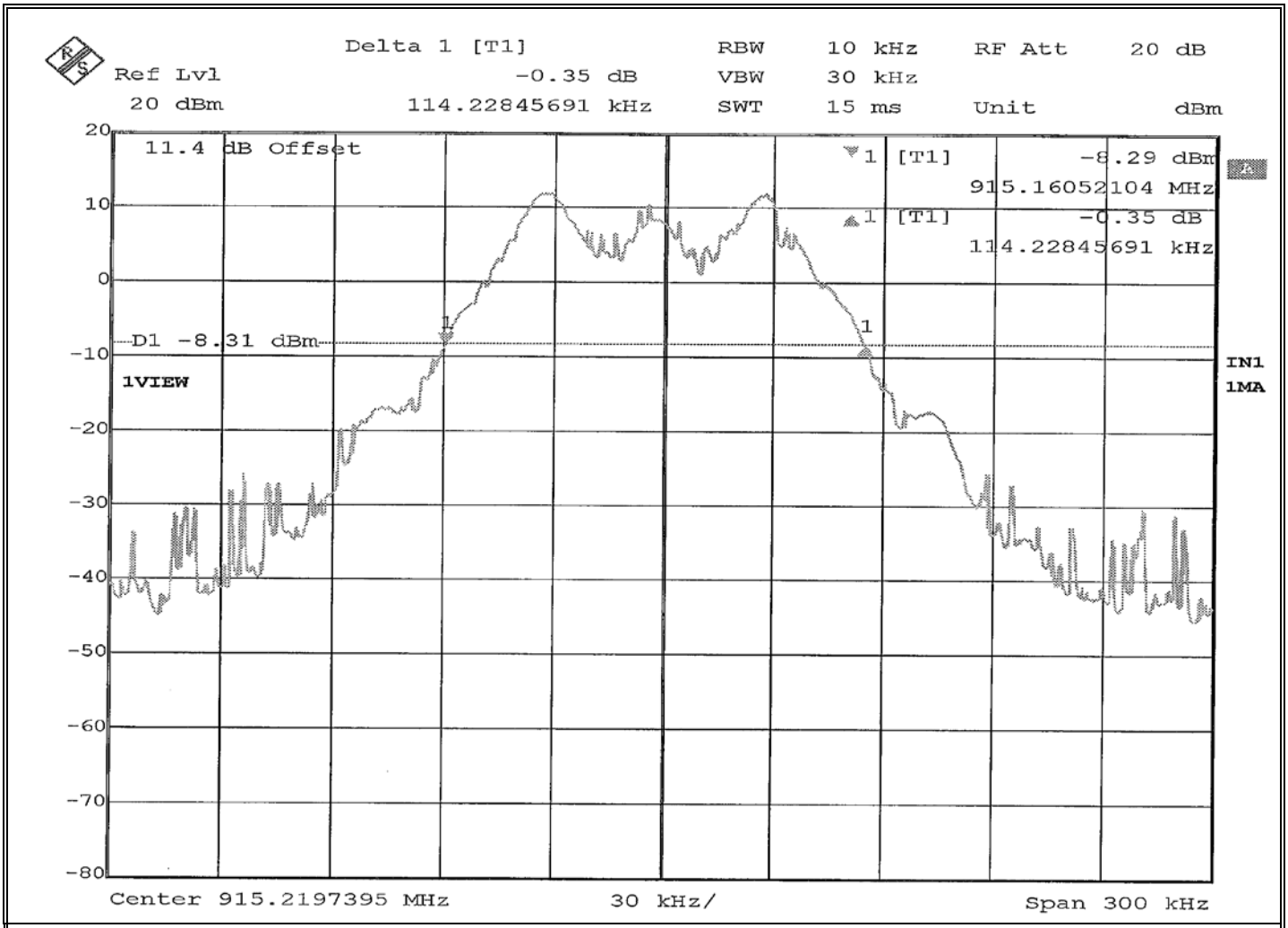

| EMISSIONS TEST DATA SHEET | |
|---|---|
| **Method:** | **Occupied Bandwidth** |
| **Test Specification:** | FCC Part 15, Subpart C Paragraph: 15.247 (a)(i) |
| **Job Number:** | R-6521H-1 |
| **Customer:** | Immedia Semiconductor LLC |
| **Test Sample:** | Blink Indoor/Outdoor Camera |
| **Model Number:** | BCM00400U |
| **Serial Number:** | G8T1-GH00-0205-00KW |
| **Operating Mode:** | Transmitting modulated signal |
| **Technician:** | M.Seamans |
| **Date(s):** | June 24th, 2020 |
| **Temp/ Relative Humidity:** | 18.5 °C / 62.0 % |
| **Result:** | 20dB Bandwidth:114.829 kHz |

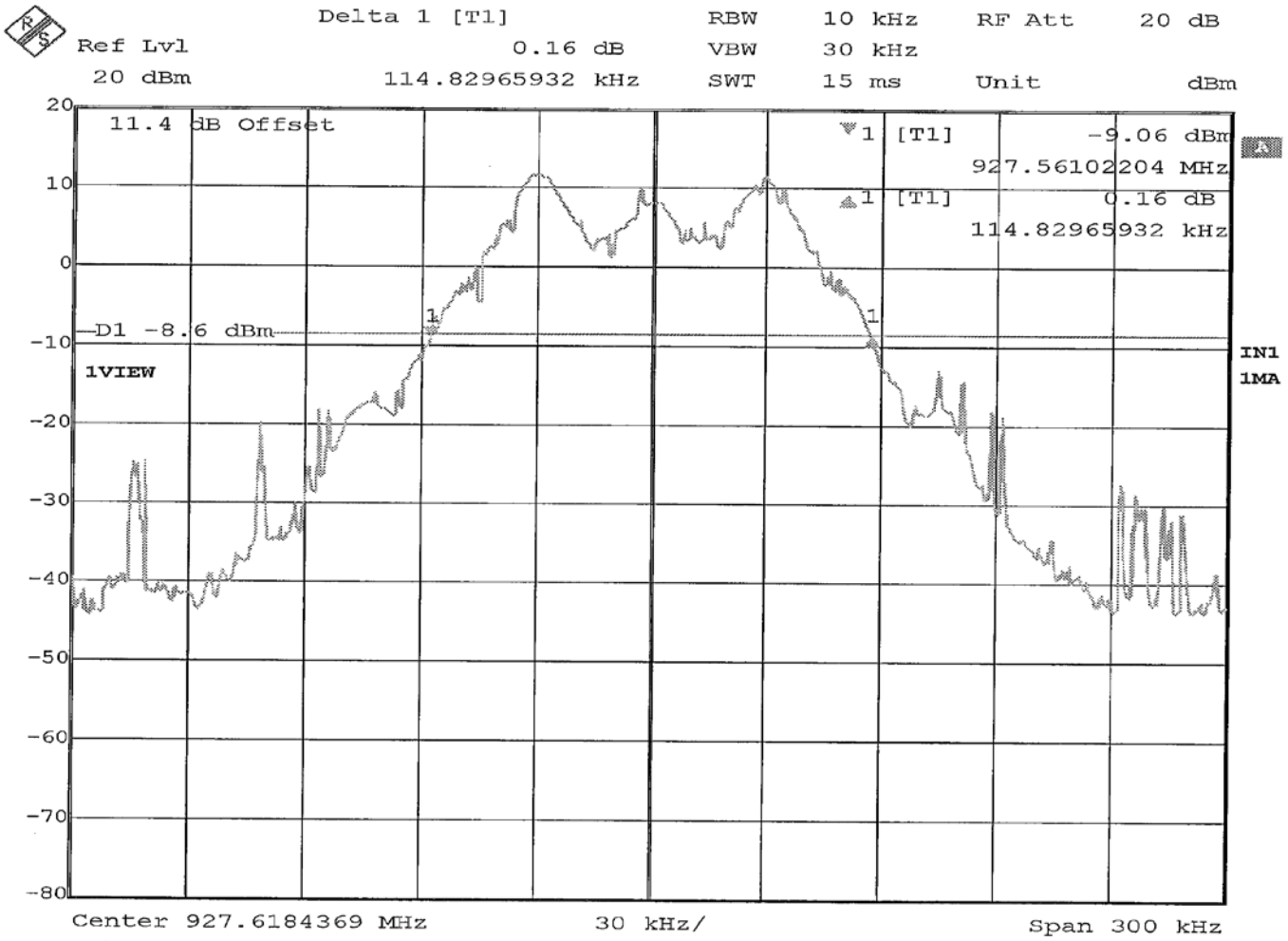


**Retlif Testing Laboratories**

Report No. R-6521H-1

**Test Photographs**
**Number of Channels and Occupancy Time**



Test Setup

**FCC Section 15.247 (a)(1)(i)**
**Number of Channels Separation and Occupancy Time**
**Test Data**

| EMISSIONS TEST DATA SHEET | |
|---|---|
| **Method:** | **Channel Separation** |
| **Test Specification:** | FCC Part 15, Subpart C Paragraph: 15.247 (a)(1) |
| **Job Number:** | R-6521H-1 |
| **Customer:** | Immedia Semiconductor LLC |
| **Test Sample:** | Blink Indoor/Outdoor Camera |
| **Model Number:** | BCM00400U |
| **Serial Number:** | G8T1-GH00-0205-00KW |
| **Operating Mode:** | Transmitting modulated signal |
| **Technician:** | M.Seamans |
| **Date(s):** | June 24th, 2020 |
| **Temp/ Relative Humidity:** | 24.1 °C / 52.0 % |
| **Result:** | Channel Separation: 401.803 kHz |

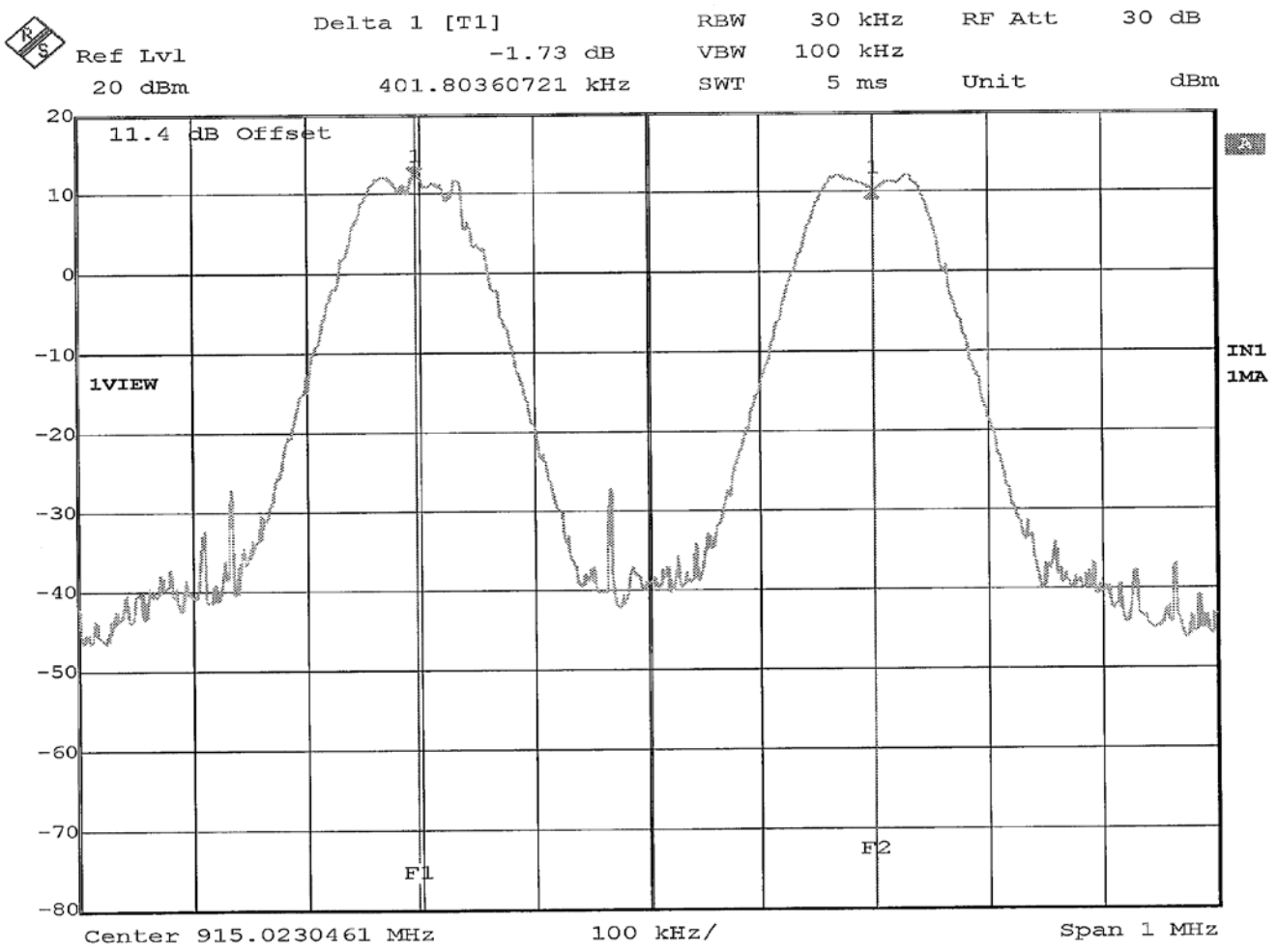

| EMISSIONS TEST DATA SHEET | |
|---|---|
| **Method:** | **Time of Occupancy** |
| **Test Specification:** | FCC Part 15, Subpart C Paragraph: 15.247 (a)(iii) |
| **Job Number:** | R-6521H-1 |
| **Customer:** | Immedia Semiconductor LLC |
| **Test Sample:** | Blink Indoor/Outdoor Camera |
| **Model Number:** | BCM00400U |
| **Serial Number:** | G8T1-GH00-0205-00KW |
| **Operating Mode:** | Transmitting modulated signal |
| **Technician:** | M.Seamans |
| **Date(s):** | June 24th, 2020 |
| **Temp/ Relative Humidity:** | 23.4 °C / 54.0 % |
| **Result:** | Time of Occupancy: (1 pulse in 20 second window) |

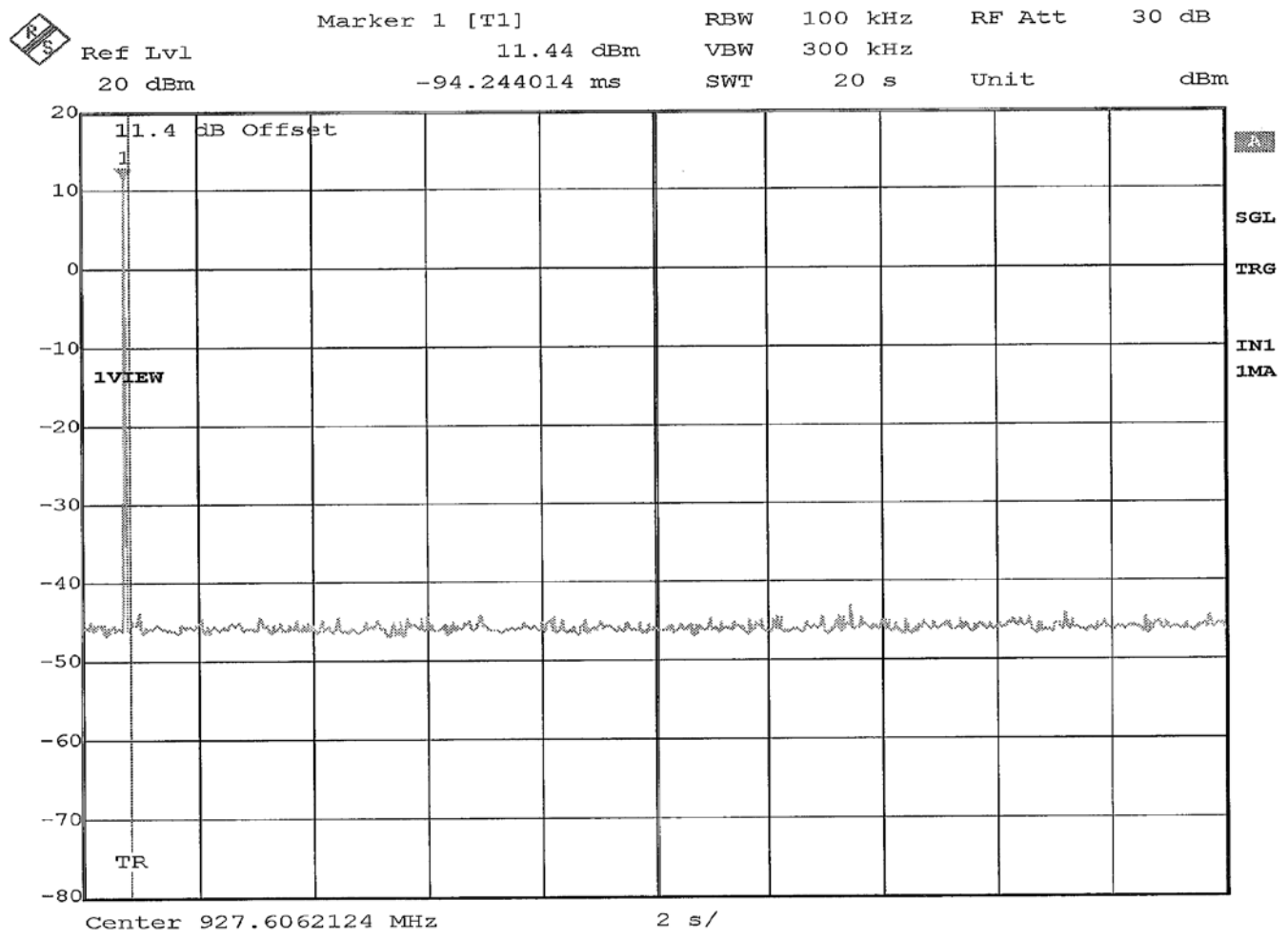

| EMISSIONS TEST DATA SHEET | |
|---|---|
| **Method:** | **Time of Occupancy** |
| **Test Specification:** | FCC Part 15, Subpart C Paragraph: 15.247 (a)(iii) |
| **Job Number:** | R-6521H-1 |
| **Customer:** | Immedia Semiconductor LLC |
| **Test Sample:** | Blink Indoor/Outdoor Camera |
| **Model Number:** | BCM00400U |
| **Serial Number:** | G8T1-GH00-0205-00KW |
| **Operating Mode:** | Transmitting modulated signal |
| **Technician:** | M.Seamans |
| **Date(s):** | June 24th, 2020 |
| **Temp/ Relative Humidity:** | 23.4 °C / 54.0 % |
| **Result:** | Time of Occupancy: 9.619ms (1 pulse in 20 second window) |

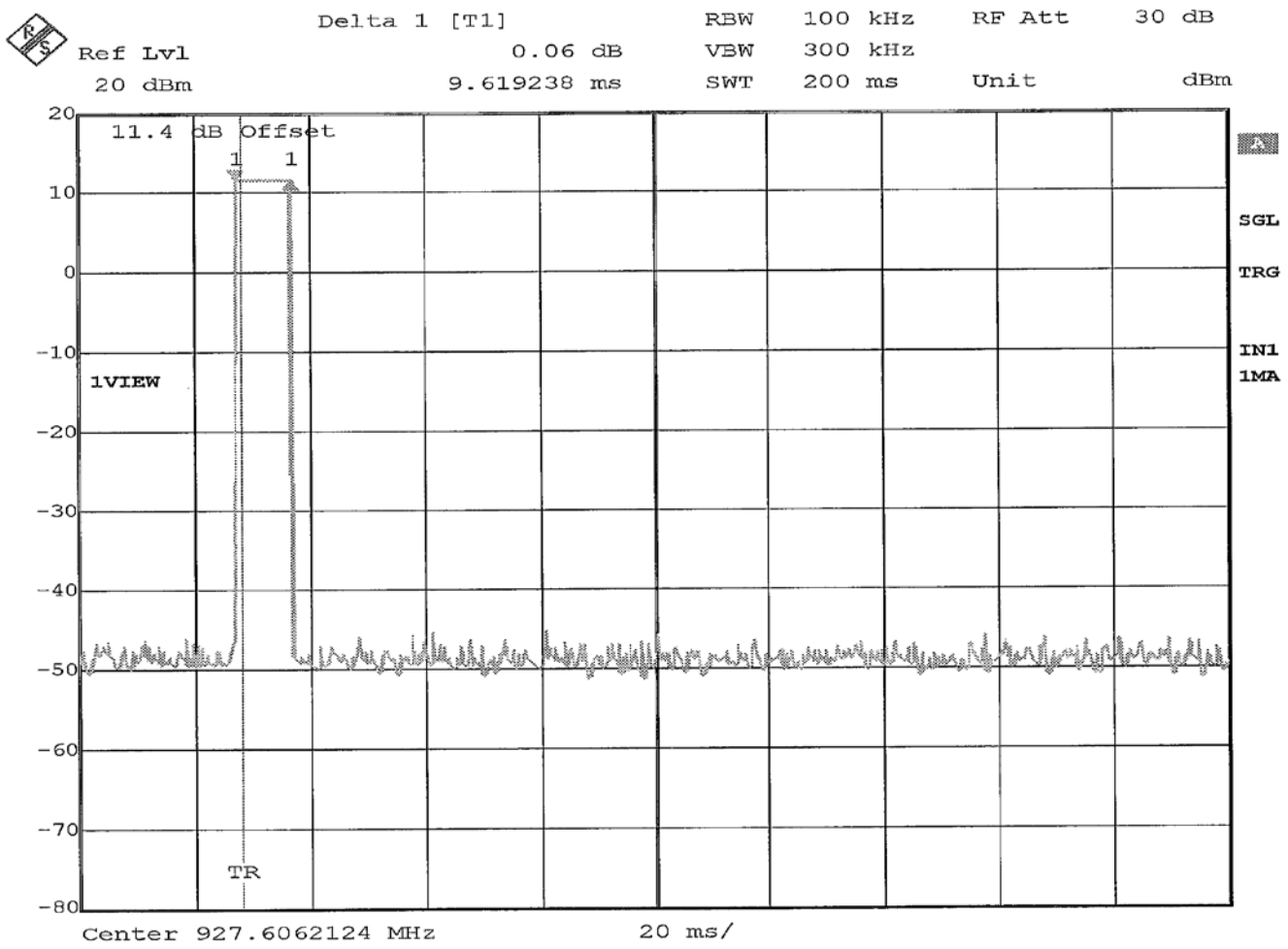

**Test Photographs**
**Number of Hopping Frequencies**



Test Setup

**Number of Hopping Frequencies**
**Test Data**

| EMISSIONS TEST DATA SHEET | |
|---|---|
| **Method:** | **Number of Hopping Channels** |
| **Test Specification:** | FCC Part 15, Subpart C Paragraph: 15.247 (a)(iii) |
| **Job Number:** | R-6521H-1 |
| **Customer:** | Immedia Semiconductor LLC |
| **Test Sample:** | Blink Indoor/Outdoor Camera |
| **Model Number:** | BCM00400U |
| **Serial Number:** | G8T1-GH00-0205-00KW |
| **Operating Mode:** | Transmitting modulated signal |
| **Technician:** | M.Seamans |
| **Date(s):** | June 24th, 2020 |
| **Temp/ Relative Humidity:** | 23.7 °C / 54.0 % |
| **Result:** | Number of Hopping Channels: 64 |

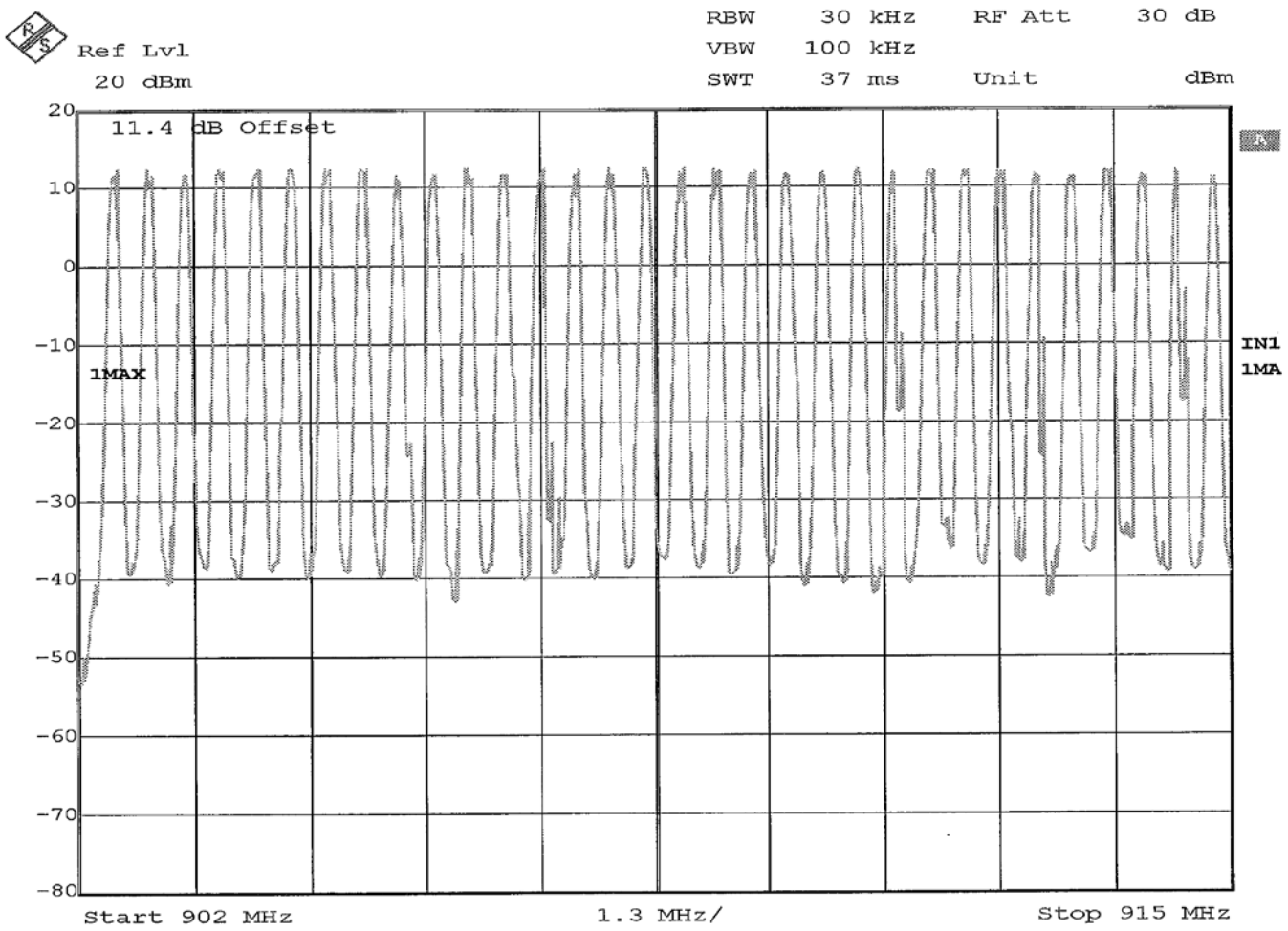

| EMISSIONS TEST DATA SHEET | |
|---|---|
| **Method:** | **Number of Hopping Channels** |
| **Test Specification:** | FCC Part 15, Subpart C Paragraph: 15.247 (a)(iii) |
| **Job Number:** | R-6521H-1 |
| **Customer:** | Immedia Semiconductor LLC |
| **Test Sample:** | Blink Indoor/Outdoor Camera |
| **Model Number:** | BCM00400U |
| **Serial Number:** | G8T1-GH00-0205-00KW |
| **Operating Mode:** | Transmitting modulated signal |
| **Technician:** | M.Seamans |
| **Date(s):** | June 24th, 2020 |
| **Temp/ Relative Humidity:** | 23.7 °C / 54.0 % |
| **Result:** | Number of Hopping Channels: 64 |

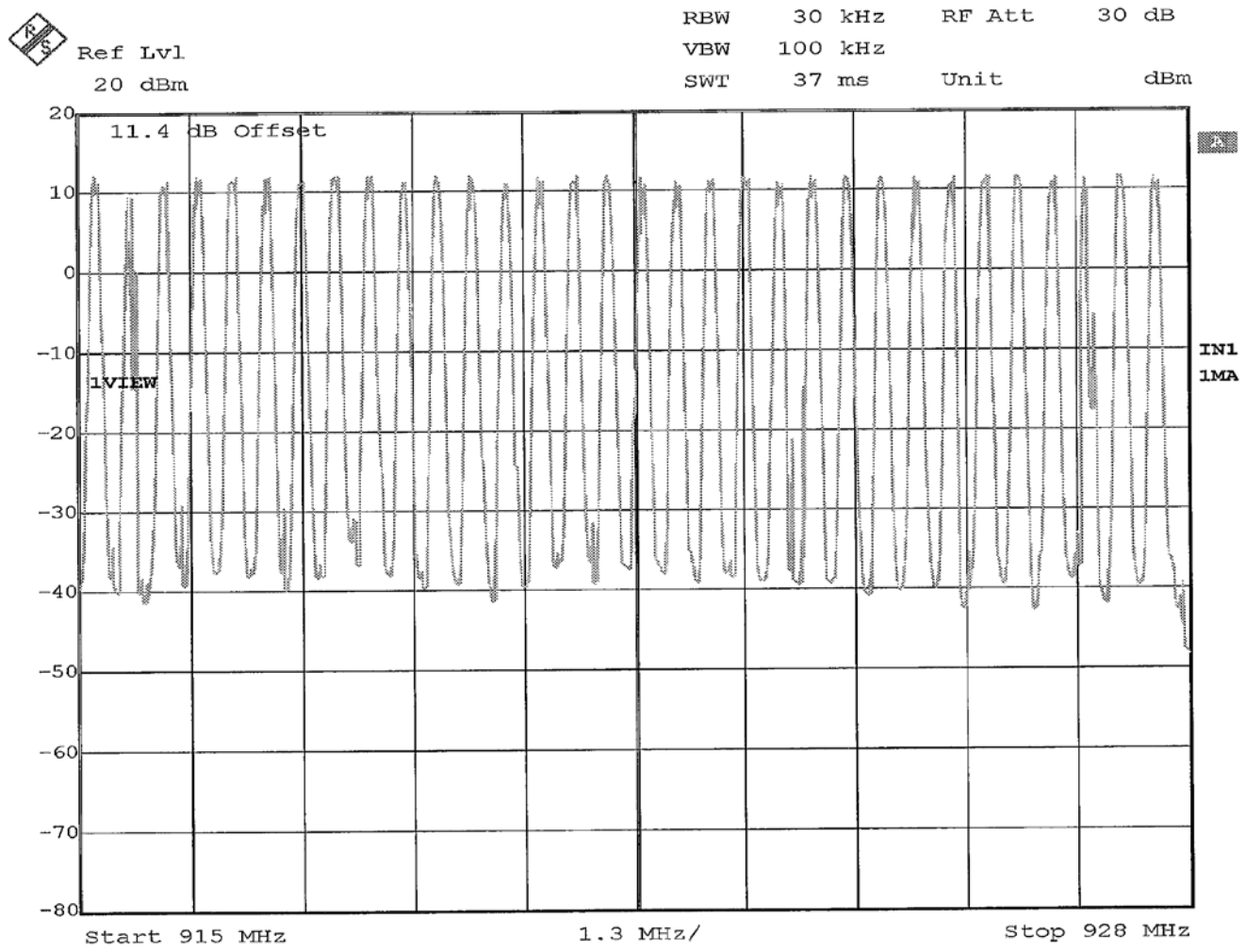

**Test Photographs**
**Peak Conducted Output Power**



Test Setup

**FCC Section 15.247 (a)(1)**
**Peak Conducted Output Power**
**Test Data**

| EMISSIONS TEST DATA SHEET | |
|---|---|
| **Method:** | **Power Output** |
| **Test Specification:** | FCC Part 15, Subpart C Paragraph: 15.247 (b)(1) |
| **Job Number:** | R-6521H-1 |
| **Customer:** | Immedia Semiconductor LLC |
| **Test Sample:** | Blink Indoor/Outdoor Camera |
| **Model Number:** | BCM00400U |
| **Serial Number:** | G8T1-GH00-0205-00KW |
| **Operating Mode:** | Transmitting modulated signal |
| **Technician:** | M.Seamans |
| **Date(s):** | June 24th, 2020 |
| **Temp/ Relative Humidity:** | 22.8 °C / 55.0 % |
| **Result:** | Power Output: 12.30 dBm |

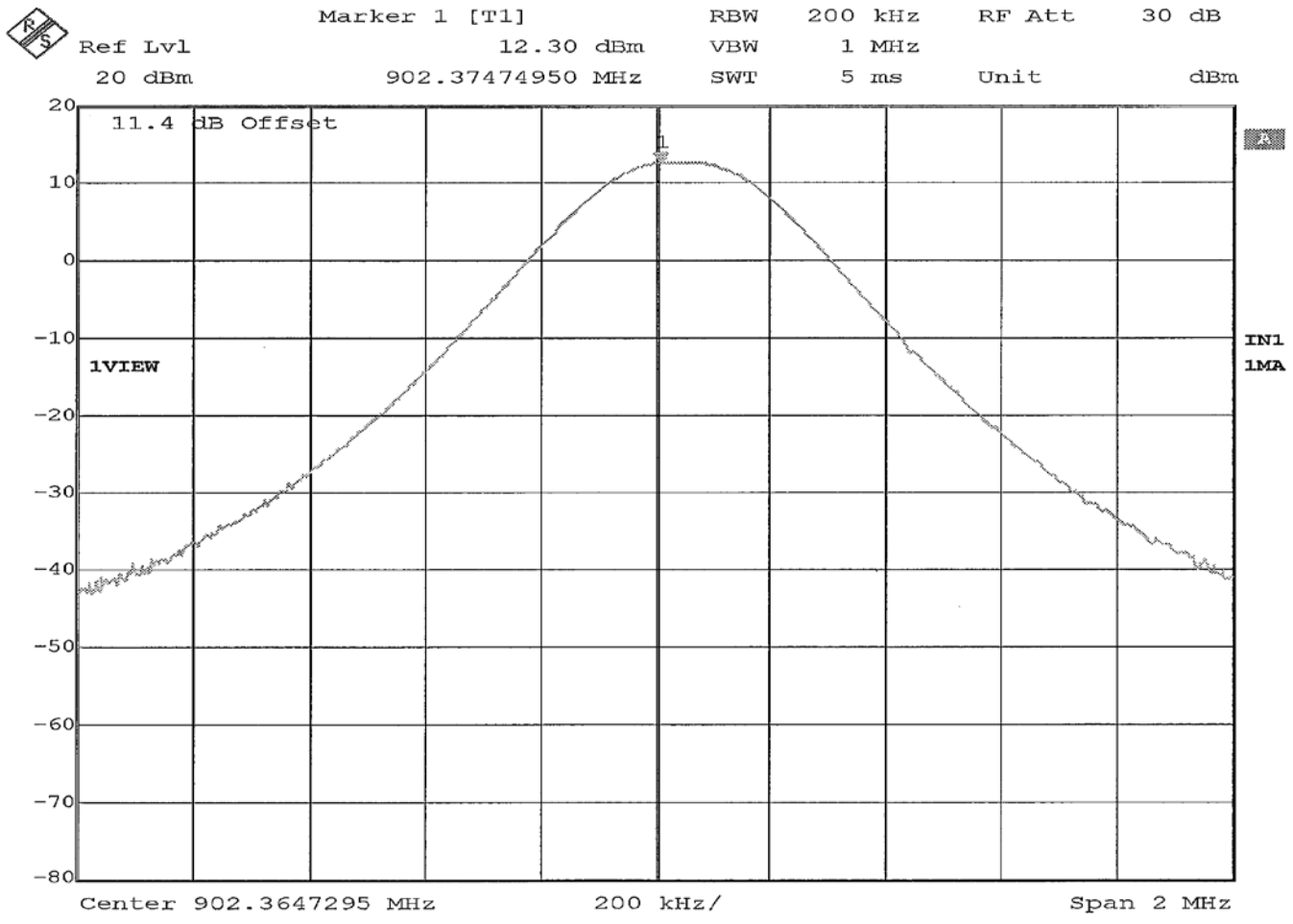

| EMISSIONS TEST DATA SHEET | |
|---|---|
| **Method:** | **Power Output** |
| **Test Specification:** | FCC Part 15, Subpart C Paragraph: 15.247 (b)(1) |
| **Job Number:** | R-6521H-1 |
| **Customer:** | Immedia Semiconductor LLC |
| **Test Sample:** | Blink Indoor/Outdoor Camera |
| **Model Number:** | BCM00400U |
| **Serial Number:** | G8T1-GH00-0205-00KW |
| **Operating Mode:** | Transmitting modulated signal |
| **Technician:** | M.Seamans |
| **Date(s):** | June 24th, 2020 |
| **Temp/ Relative Humidity:** | 22.8 °C / 55.0 % |
| **Result:** | Power Output: 11.86 dBm |

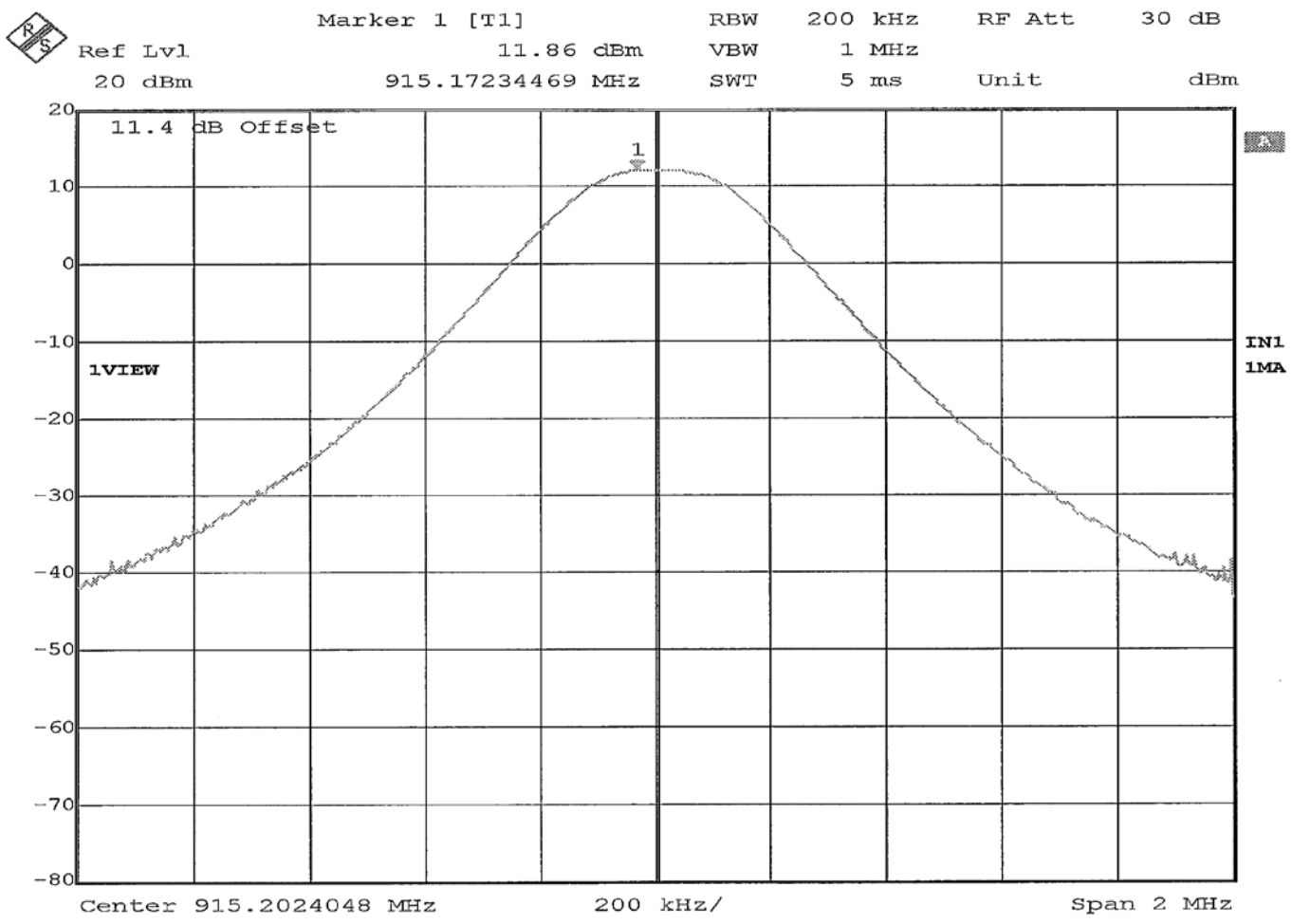

| EMISSIONS TEST DATA SHEET | |
|---|---|
| **Method:** | **Power Output** |
| **Test Specification:** | FCC Part 15, Subpart C Paragraph: 15.247 (b)(1) |
| **Job Number:** | R-6521H-1 |
| **Customer:** | Immedia Semiconductor LLC |
| **Test Sample:** | Blink Indoor/Outdoor Camera |
| **Model Number:** | BCM00400U |
| **Serial Number:** | G8T1-GH00-0205-00KW |
| **Operating Mode:** | Transmitting modulated signal |
| **Technician:** | M.Seamans |
| **Date(s):** | June 24th, 2020 |
| **Temp/ Relative Humidity:** | 22.8 °C / 55.0 % |
| **Result:** | Power Output: 11.50 dBm |

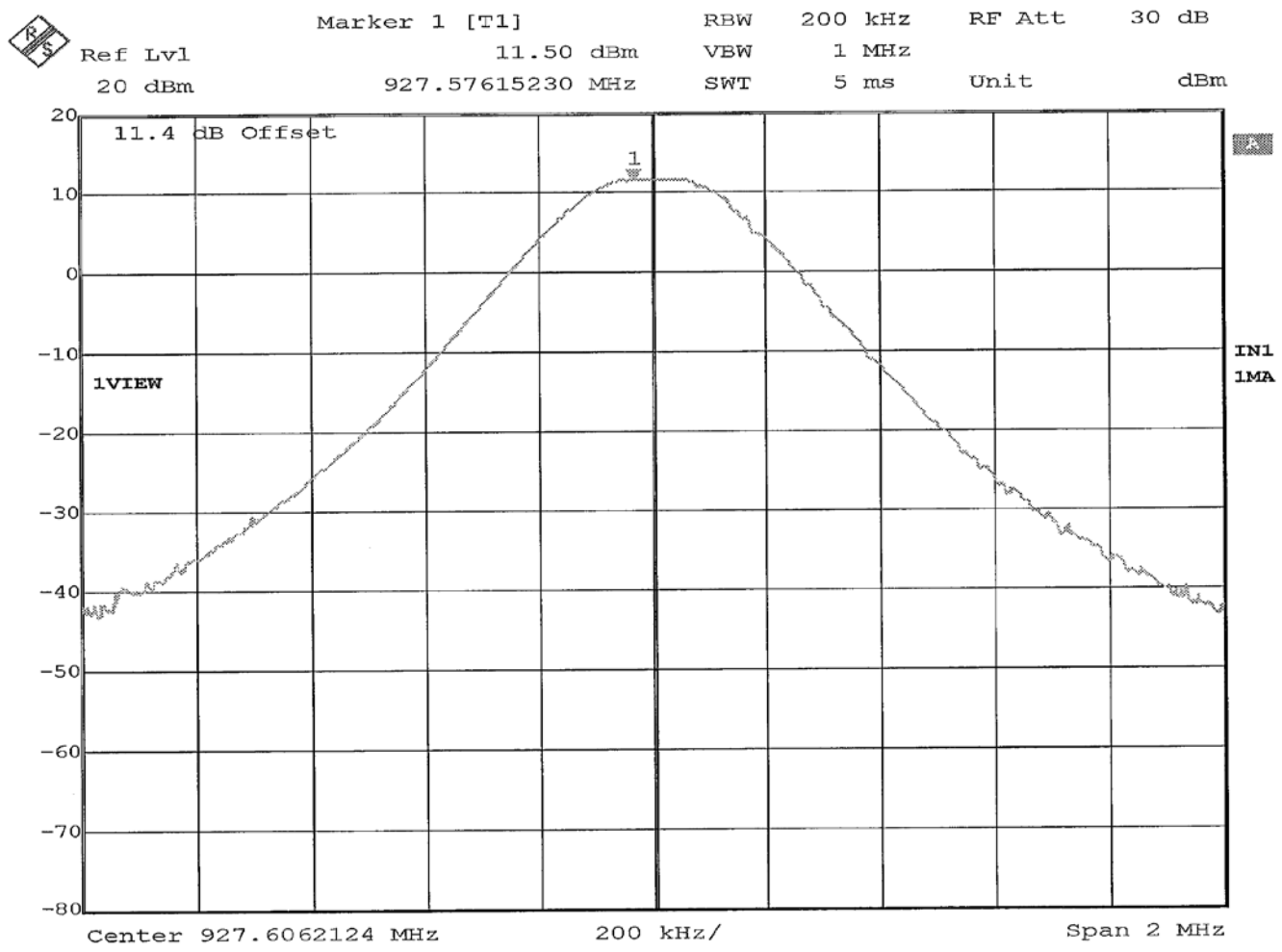

**Test Photographs**
**Conducted Spurious Emissions, 30 MHz to 10 GHz**



Test Setup

**FCC Section 15.247 (d)**
**Conducted Spurious Emissions, 30 MHz to 10 GHz**
**Test Data**

**Band Edge**
**Test Data**

| EMISSIONS TEST DATA SHEET | |
|---|---|
| **Method:** | **Band Edge** |
| **Test Specification:** | FCC Part 15, Subpart C Paragraph: 15.247 (d) |
| **Job Number:** | R-6521H-1 |
| **Customer:** | Immedia Semiconductor LLC |
| **Test Sample:** | Blink Indoor/Outdoor Camera |
| **Model Number:** | BCM00400U |
| **Serial Number:** | G8T1-GH00-0205-00KW |
| **Operating Mode:** | Transmitting modulated signal |
| **Technician:** | M.Seamans |
| **Date(s):** | June 24th, 2020 |
| **Temp/ Relative Humidity:** | 24.3 °C / 53.0 % |
| **Notes:** | Limit: -7.70 dBm |

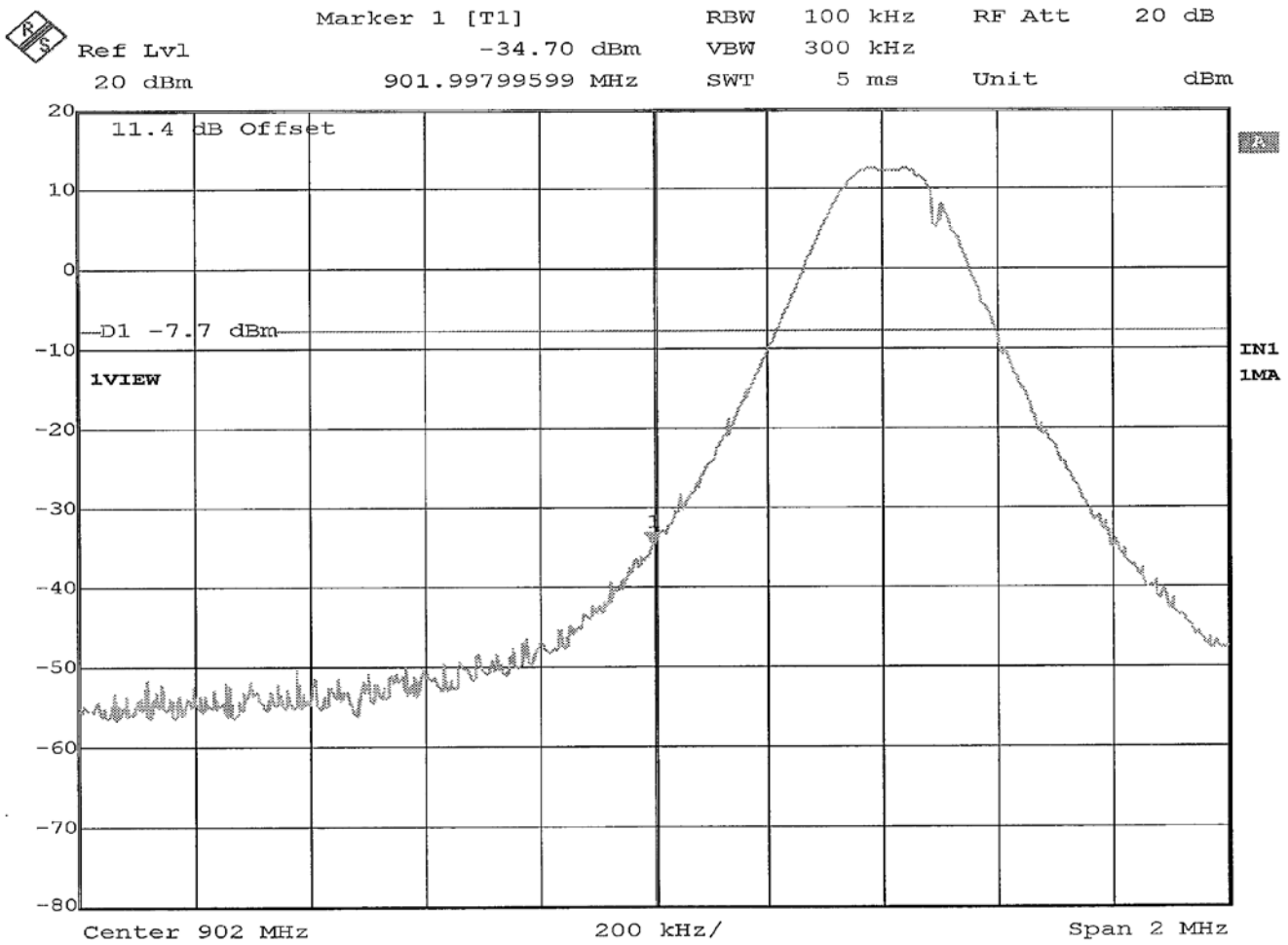

| EMISSIONS TEST DATA SHEET | |
|---|---|
| **Method:** | **Band Edge** |
| **Test Specification:** | FCC Part 15, Subpart C Paragraph: 15.247 (d) |
| **Job Number:** | R-6521H-1 |
| **Customer:** | Immedia Semiconductor LLC |
| **Test Sample:** | Blink Indoor/Outdoor Camera |
| **Model Number:** | BCM00400U |
| **Serial Number:** | G8T1-GH00-0205-00KW |
| **Operating Mode:** | Transmitting modulated signal |
| **Technician:** | M.Seamans |
| **Date(s):** | June 24th, 2020 |
| **Temp/ Relative Humidity:** | 24.3 °C / 53.0 % |
| **Notes:** | Limit: -7.70 dBm |

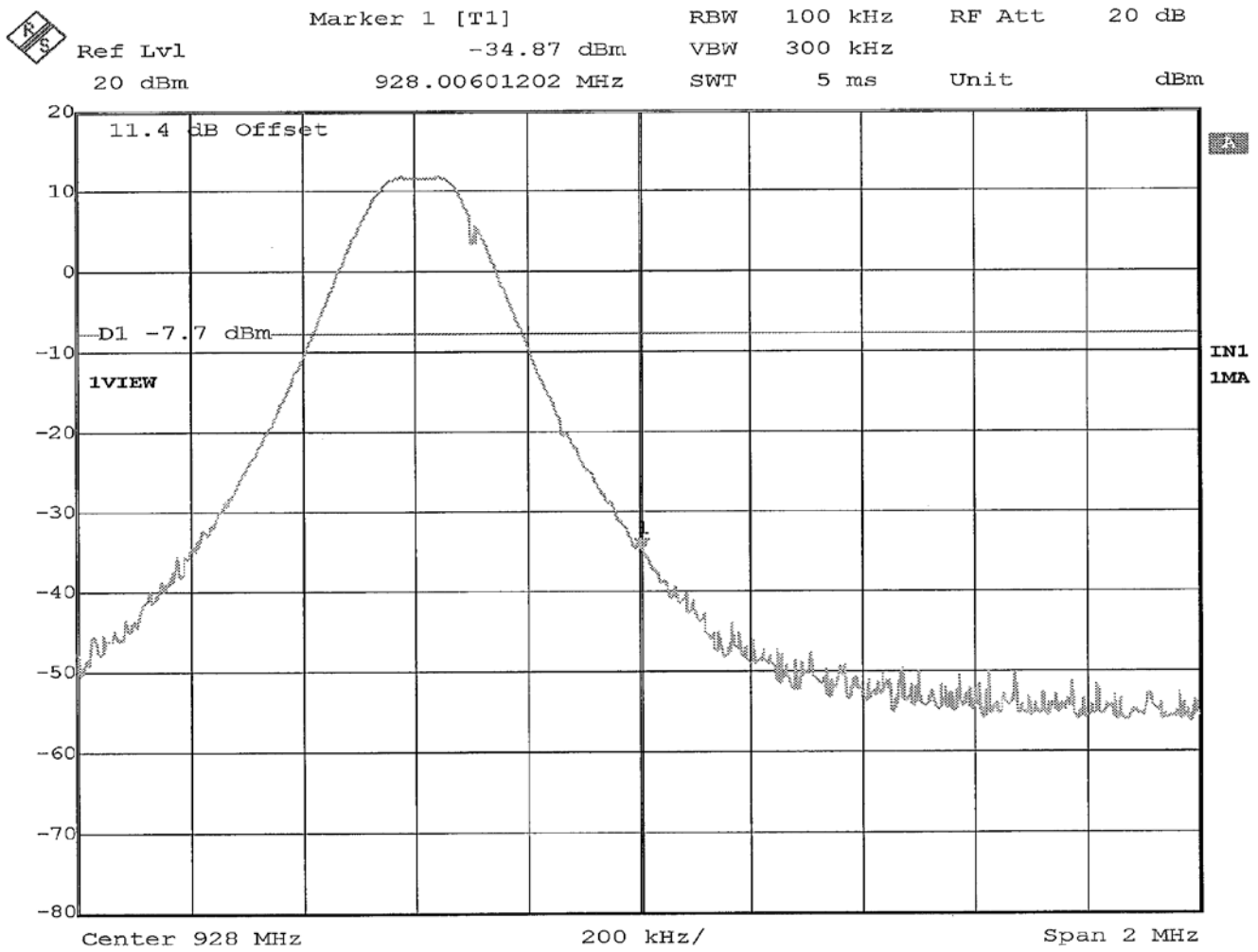

| EMISSIONS TEST DATA SHEET | |
|---|---|
| **Method:** | **Band Edge** |
| **Test Specification:** | FCC Part 15, Subpart C Paragraph: 15.247 (d) |
| **Job Number:** | R-6521H-1 |
| **Customer:** | Immedia Semiconductor LLC |
| **Test Sample:** | Blink Indoor/Outdoor Camera |
| **Model Number:** | BCM00400U |
| **Serial Number:** | G8T1-GH00-0205-00KW |
| **Operating Mode:** | Transmitting modulated signal (while Hopping) |
| **Technician:** | M.Seamans |
| **Date(s):** | June 24th, 2020 |
| **Temp/ Relative Humidity:** | 24.3 °C / 53.0 % |
| **Notes:** | Limit: -7.70 dBm |

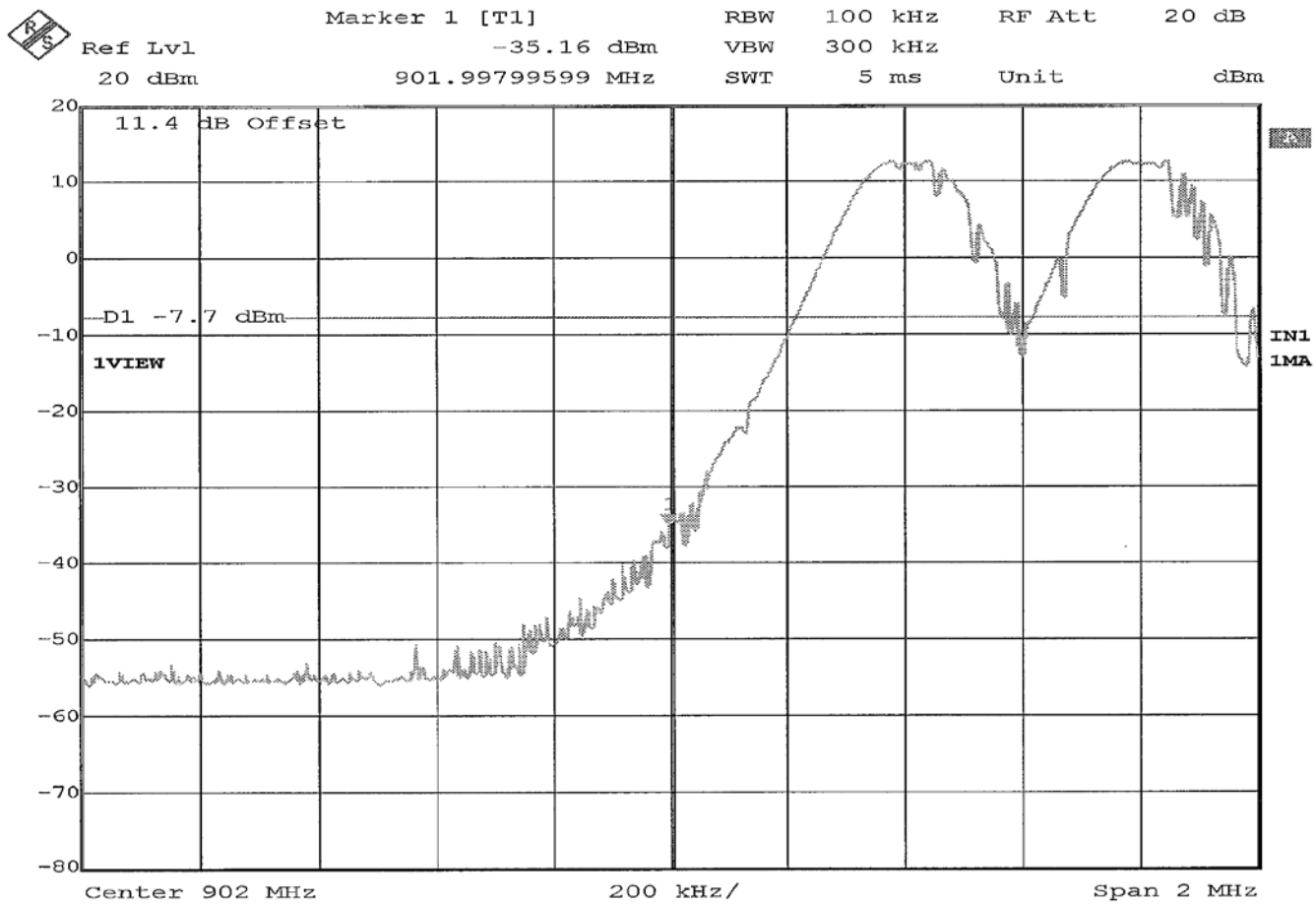

| EMISSIONS TEST DATA SHEET | |
|---|---|
| **Method:** | **Band Edge** |
| **Test Specification:** | FCC Part 15, Subpart C Paragraph: 15.247 (d) |
| **Job Number:** | R-6521H-1 |
| **Customer:** | Immedia Semiconductor LLC |
| **Test Sample:** | Blink Indoor/Outdoor Camera |
| **Model Number:** | BCM00400U |
| **Serial Number:** | G8T1-GH00-0205-00KW |
| **Operating Mode:** | Transmitting modulated signal (while Hopping) |
| **Technician:** | M.Seamans |
| **Date(s):** | June 24th, 2020 |
| **Temp/ Relative Humidity:** | 24.3 °C / 53.0 % |
| **Notes:** | Limit: -7.70 dBm |

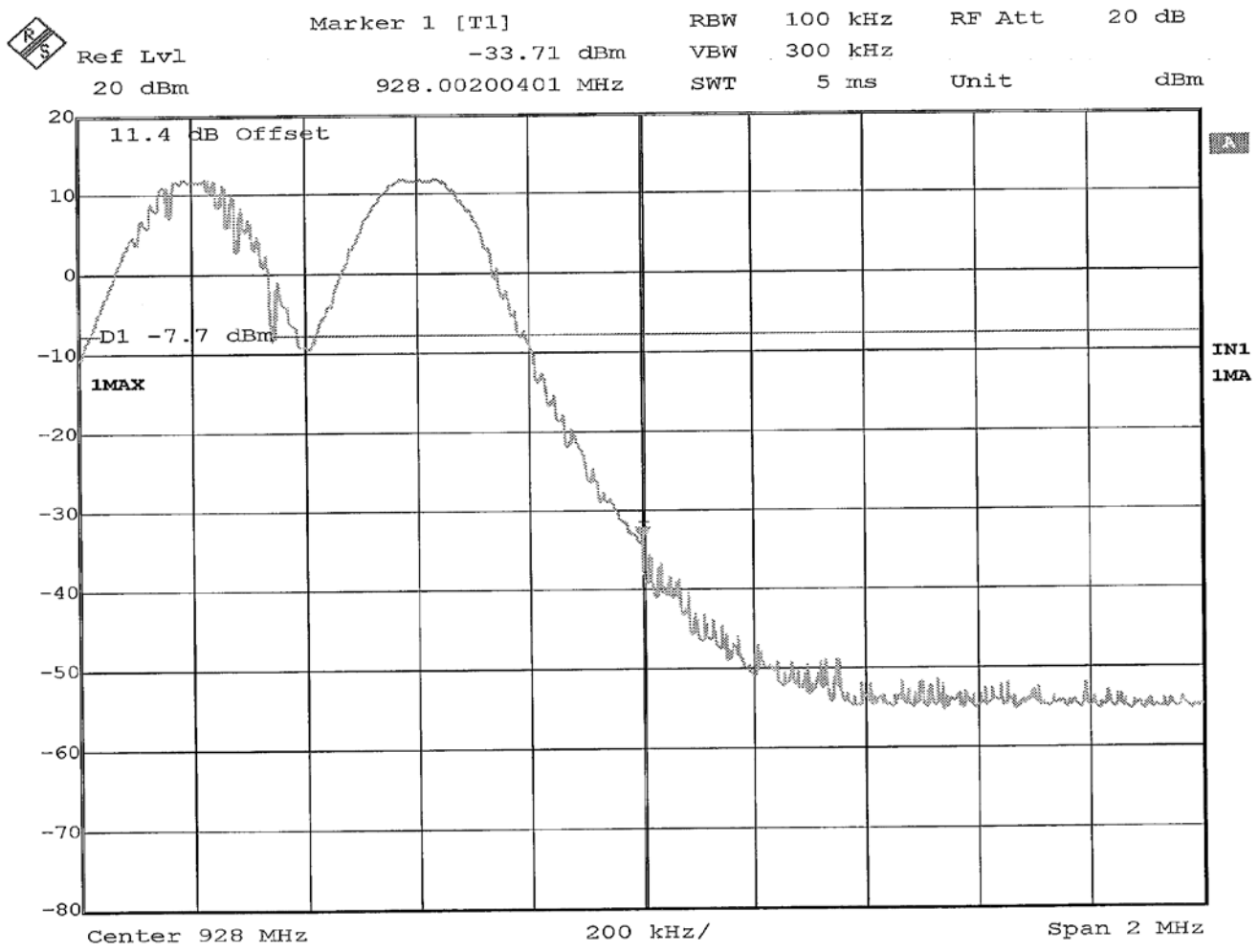

| EMISSIONS TEST DATA SHEET | |
|---|---|
| **Method:** | **Conducted Out of Band** |
| **Test Specification:** | FCC Part 15, Subpart C Paragraph: 15.247 (d) |
| **Job Number:** | R-6521H-1 |
| **Customer:** | Immedia Semiconductor LLC |
| **Test Sample:** | Blink Indoor/Outdoor Camera |
| **Model Number:** | BCM00400U |
| **Serial Number:** | G8T1-GH00-0205-00KW |
| **Operating Mode:** | Transmitting modulated signal |
| **Technician:** | M.Seamans |
| **Date(s):** | June 24th, 2020 |
| **Temp/ Relative Humidity:** | 24.3 °C / 53.0 % |
| **Notes:** | Limit: -7.70 dBm |

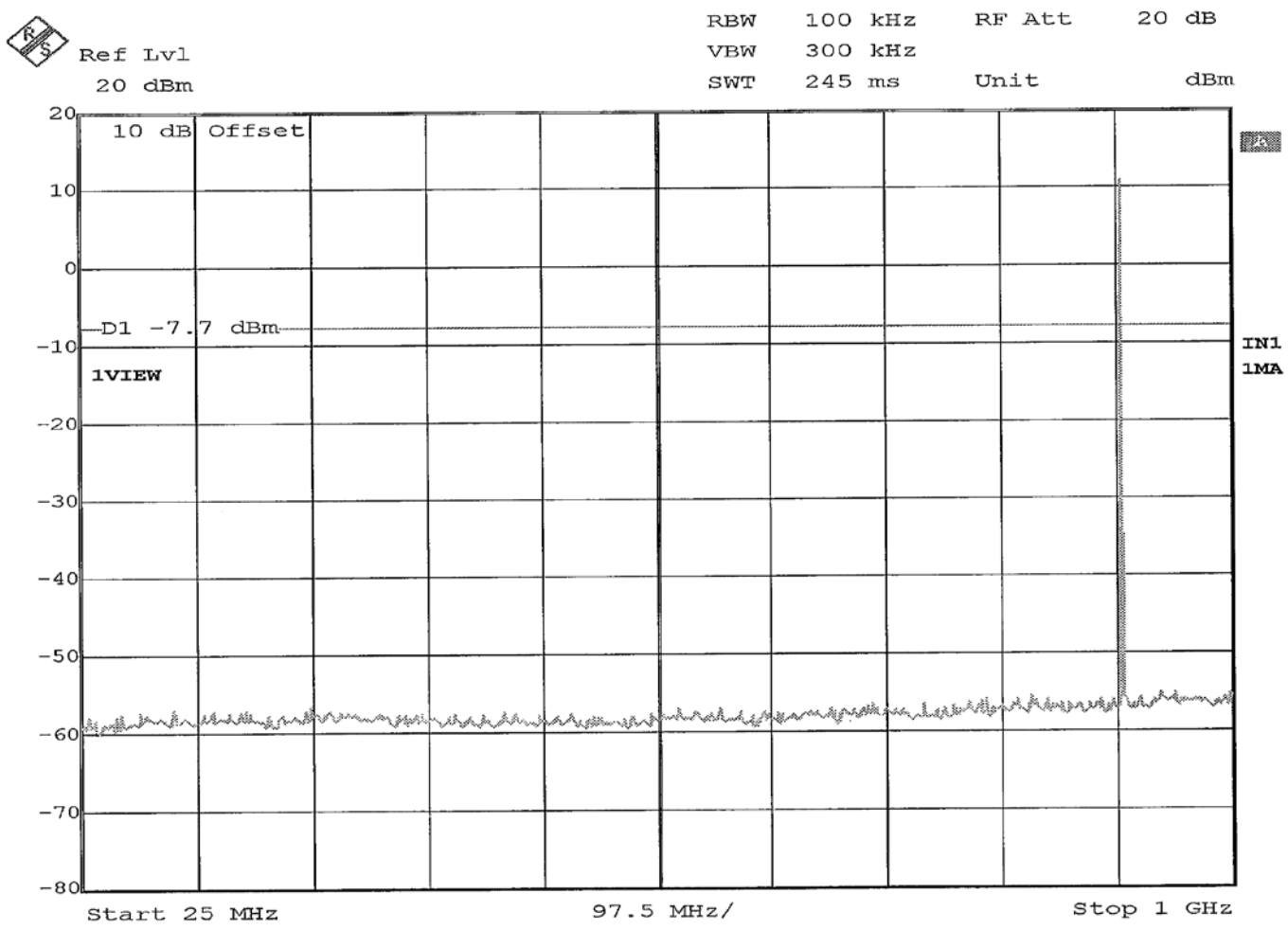


25 MHz to 1 GHz

| EMISSIONS TEST DATA SHEET | |
|---|---|
| **Method:** | **Conducted Out of Band** |
| **Test Specification:** | FCC Part 15, Subpart C Paragraph: 15.247 (d) |
| **Job Number:** | R-6521H-1 |
| **Customer:** | Immedia Semiconductor LLC |
| **Test Sample:** | Blink Indoor/Outdoor Camera |
| **Model Number:** | BCM00400U |
| **Serial Number:** | G8T1-GH00-0205-00KW |
| **Operating Mode:** | Transmitting modulated signal |
| **Technician:** | M.Seamans |
| **Date(s):** | June 24th, 2020 |
| **Temp/ Relative Humidity:** | 24.3 °C / 53.0 % |
| **Notes:** | Limit: -7.70 dBm |

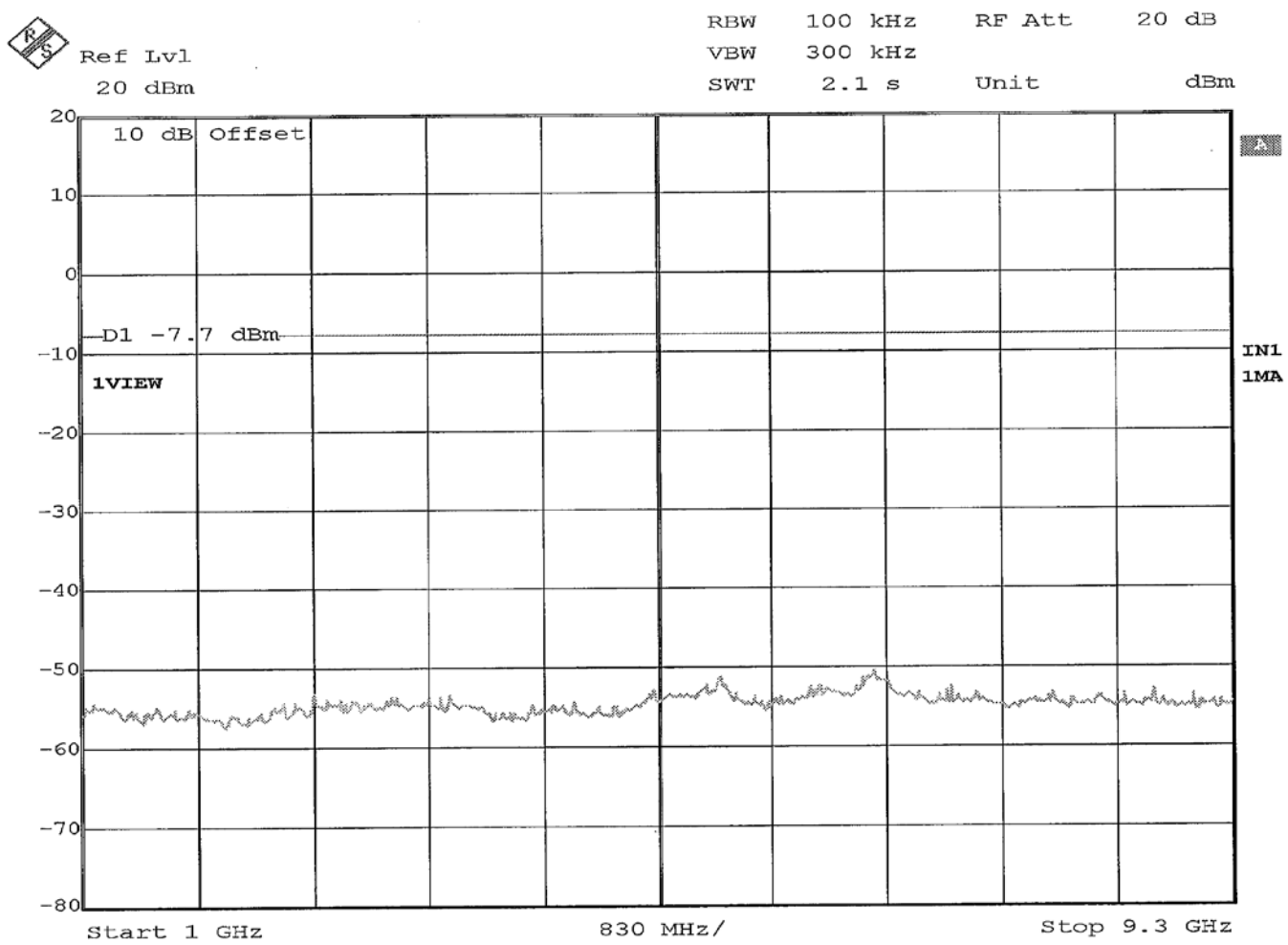


1 GHz to 9.3 GHz

| EMISSIONS TEST DATA SHEET | |
|---|---|
| **Method:** | **Conducted Out of Band** |
| **Test Specification:** | FCC Part 15, Subpart C Paragraph: 15.247 (d) |
| **Job Number:** | R-6521H-1 |
| **Customer:** | Immedia Semiconductor LLC |
| **Test Sample:** | Blink Indoor/Outdoor Camera |
| **Model Number:** | BCM00400U |
| **Serial Number:** | G8T1-GH00-0205-00KW |
| **Operating Mode:** | Transmitting modulated signal |
| **Technician:** | M.Seamans |
| **Date(s):** | June 24th, 2020 |
| **Temp/ Relative Humidity:** | 24.3 °C / 53.0 % |
| **Notes:** | Limit: -7.70 dBm |

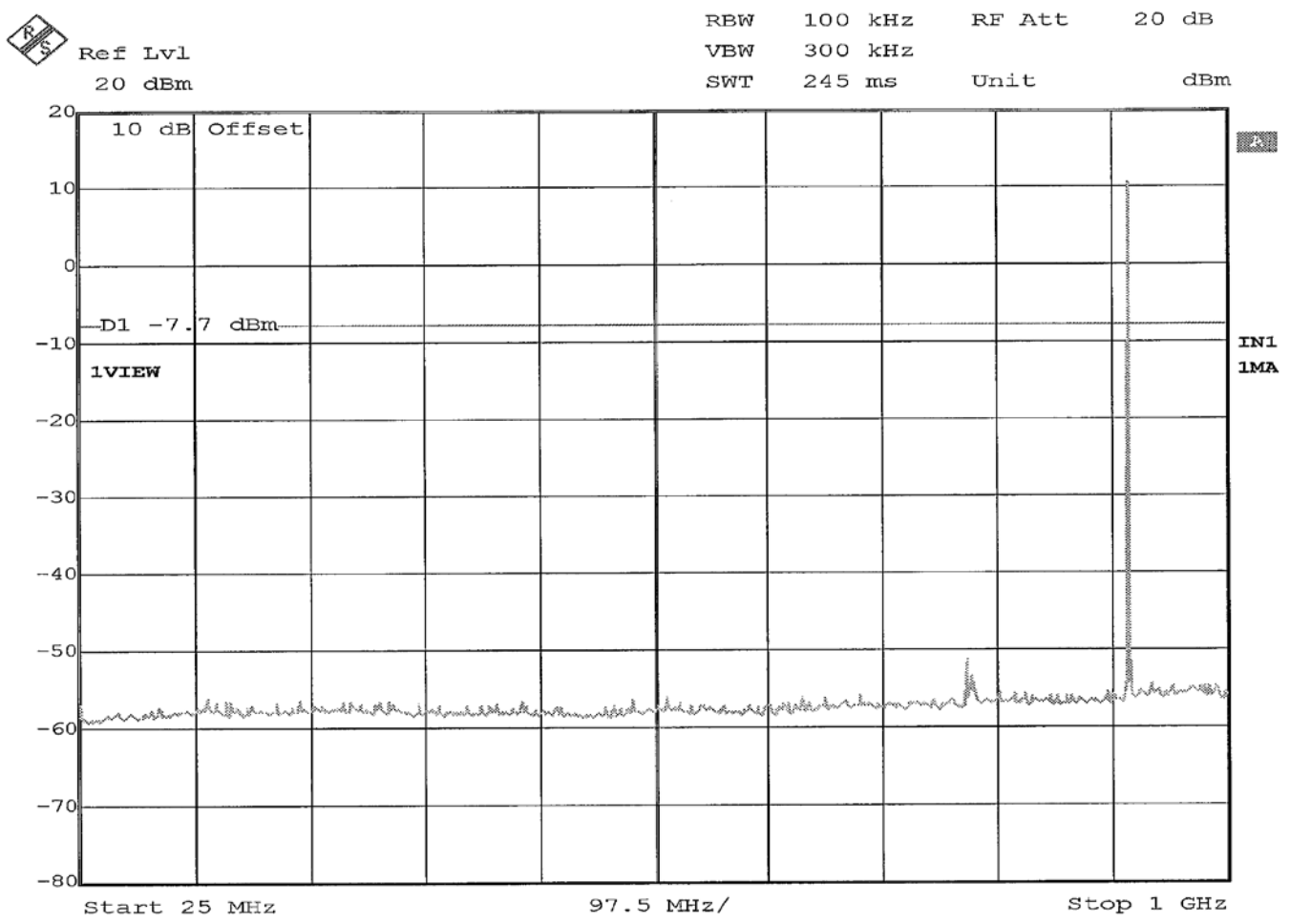


25 MHz to 1 GHz

| EMISSIONS TEST DATA SHEET | |
|---|---|
| **Method:** | **Conducted Out of Band** |
| **Test Specification:** | FCC Part 15, Subpart C Paragraph: 15.247 (d) |
| **Job Number:** | R-6521H-1 |
| **Customer:** | Immedia Semiconductor LLC |
| **Test Sample:** | Blink Indoor/Outdoor Camera |
| **Model Number:** | BCM00400U |
| **Serial Number:** | G8T1-GH00-0205-00KW |
| **Operating Mode:** | Transmitting modulated signal |
| **Technician:** | M.Seamans |
| **Date(s):** | June 24th, 2020 |
| **Temp/ Relative Humidity:** | 24.3 °C / 53.0 % |
| **Notes:** | Limit: -7.70 dBm |

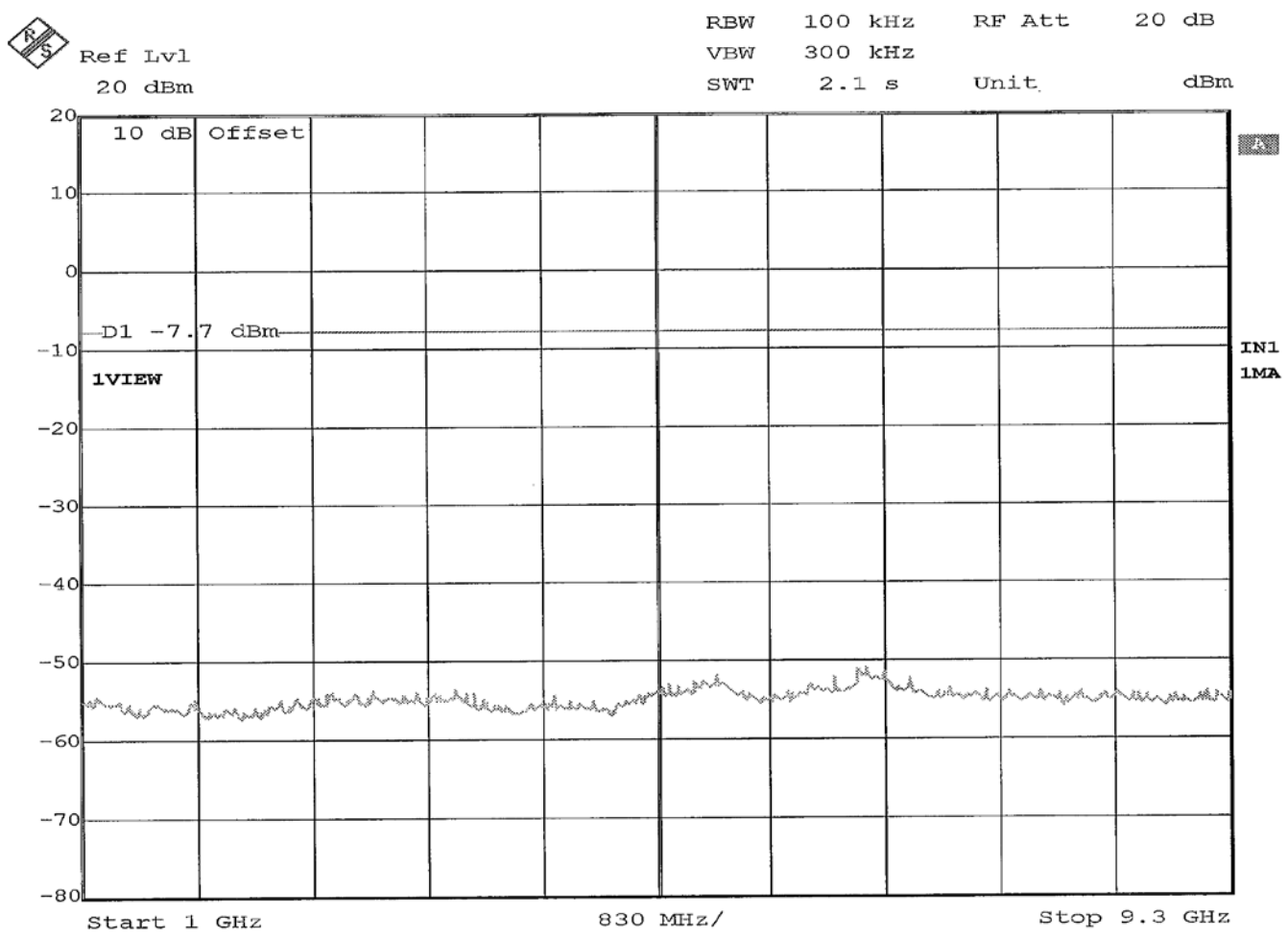


1 GHz to 9.3 GHz

| EMISSIONS TEST DATA SHEET | |
|---|---|
| **Method:** | **Conducted Out of Band** |
| **Test Specification:** | FCC Part 15, Subpart C Paragraph: 15.247 (d) |
| **Job Number:** | R-6521H-1 |
| **Customer:** | Immedia Semiconductor LLC |
| **Test Sample:** | Blink Indoor/Outdoor Camera |
| **Model Number:** | BCM00400U |
| **Serial Number:** | G8T1-GH00-0205-00KW |
| **Operating Mode:** | Transmitting modulated signal |
| **Technician:** | M.Seamans |
| **Date(s):** | June 24th, 2020 |
| **Temp/ Relative Humidity:** | 24.3 °C / 53.0 % |
| **Notes:** | Limit: -7.70 dBm |

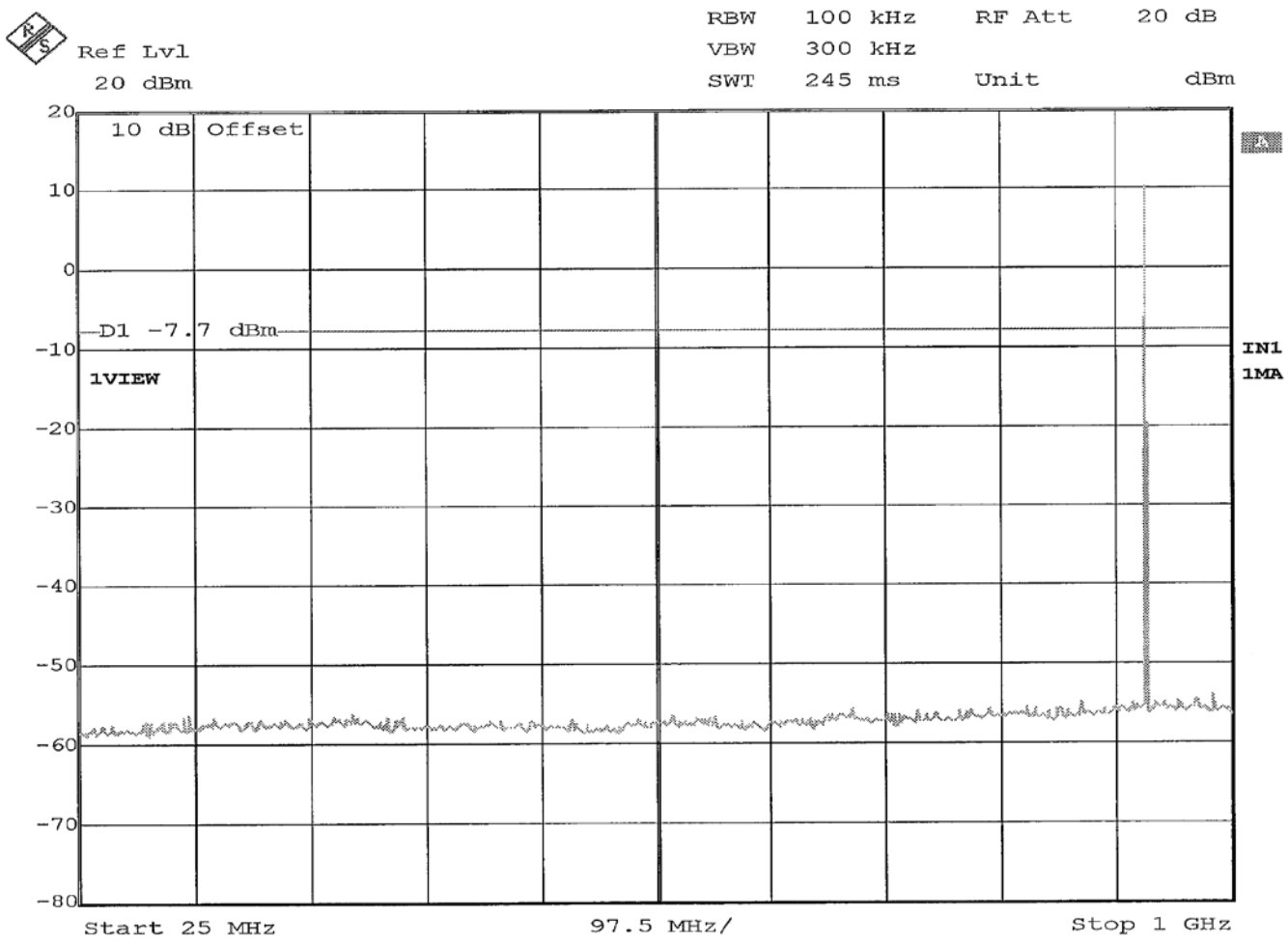


25 MHz to 1 GHz

| EMISSIONS TEST DATA SHEET | |
|---|---|
| **Method:** | **Conducted Out of Band** |
| **Test Specification:** | FCC Part 15, Subpart C Paragraph: 15.247 (d) |
| **Job Number:** | R-6521H-1 |
| **Customer:** | Immedia Semiconductor LLC |
| **Test Sample:** | Blink Indoor/Outdoor Camera |
| **Model Number:** | BCM00400U |
| **Serial Number:** | G8T1-GH00-0205-00KW |
| **Operating Mode:** | Transmitting modulated signal |
| **Technician:** | M.Seamans |
| **Date(s):** | June 24th, 2020 |
| **Temp/ Relative Humidity:** | 24.3 °C / 53.0 % |
| **Notes:** | Limit: -7.70 dBm |

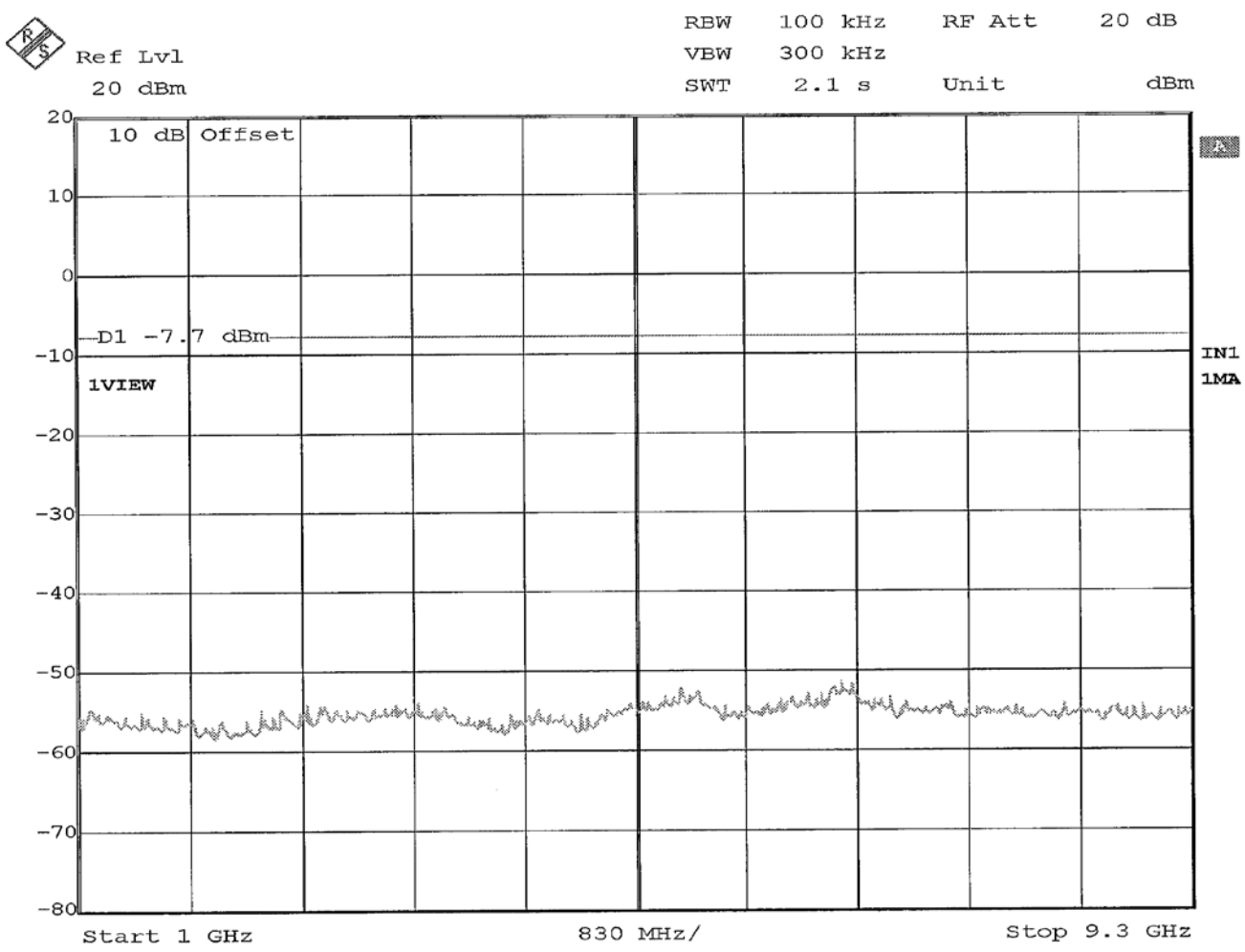


1 GHz to 9.3 GHz

**Test Photographs**
**Field Strength of Spurious Emissions**




Horizontal Antenna Polarization, 30 to 200 MHz




Vertical Antenna Polarization, 30 to 200 MHz

**Test Photographs**
**Field Strength of Spurious Emissions**

Horizontal Antenna Polarization, 200 MHz to 1 GHz




Vertical Antenna Polarization, 200 MHz to 1 GHz

**Test Photographs**
**Field Strength of Spurious Emissions**

Horizontal Antenna Polarization, 1 GHz to 10 GHz

Vertical Antenna Polarization, 1 GHz to 10 GHz

**FCC Section 15.247 (d)**
**Field Strength of Spurious Emissions**
**Test Data**

# RETLIF TESTING LABORATORIES

## EMISSIONS TEST DATA SHEET

| | | |
|---|---|---|
| **Test Method** | Unwanted Emissions into Restricted Frequency Bands | |
| **Customer** | Immedia Semiconductor LLC | |
| **Job Number** | R-6521H-1 | |
| **Test Sample** | Blink Indoor/Outdoor Camera | |
| **Model Number** | BCM00400U | |
| **Serial Number** | G8T1-GH00-0205-0089 | |
| **Test Specification** | FCC Part 15 Subpart C | Paragraph: 15.247(d) |
| **Operating Mode** | Streaming video to Tablet | |
| **Technician** | M. Seamans | |
| **Date** | June 29th, 2020 | |

**Notes:** Antenna Test Distance: 3 meters Detector: Quasi-Peak <1GHz, Average >1GHz

## TEST PARAMETERS

| Restricted Band | Measured Frequency | Meter Reading | Correction Factor | Corrected Reading | | | Converted Reading | Limit at 3M |
|---|---|---|---|---|---|---|---|---|
| MHz | MHz | dBuV | dB | dBuV/m | | | uV/m | uV/m |
| 37.50 | - | - | - | - | | | - | 100.00 |
| \| | 38.00 | 6.85 | 12.35 | 19.20 | * | | 9.12 | \| |
| 38.25 | - | - | - | - | | | - | 100.00 |
| | | | | | | | | |
| 73.00 | - | - | - | - | | | - | 100.00 |
| \| | 74.00 | 12.17 | 8.63 | 20.80 | * | | 10.96 | \| |
| 74.60 | - | - | - | - | | | - | 100.00 |
| | | | | | | | | |
| 74.80 | - | - | - | - | | | - | 100.00 |
| \| | 75.00 | 8.01 | 8.60 | 16.60 | * | | 6.76 | \| |
| 75.20 | - | - | - | - | | | - | 100.00 |
| | | | | | | | | |
| 108.00 | - | - | - | - | | | - | 150.00 |
| \| | 115.00 | 7.24 | 14.56 | 21.80 | * | | 12.30 | \| |
| \| | - | - | - | - | | | - | \| |
| 121.94 | - | - | - | - | | | - | 150.00 |
| | | | | | | | | |
| 123.00 | - | - | - | - | | | - | 150.00 |
| \| | 130.00 | 6.83 | 14.67 | 21.50 | * | | 11.89 | \| |
| \| | - | - | - | - | | | - | \| |
| 138.00 | - | - | - | - | | | - | 150.00 |
| | | | | | | | | |

No EUT emissions within 10 dB of the specified test limit were observed at the specified test distance throughout the given frequency spectrum. * This emission is not from the EUT. It is a measurement of minimum measurement system sensitivity (Noise Floor).

# RETLIF TESTING LABORATORIES

## EMISSIONS TEST DATA SHEET

| | | |
|---|---|---|
| **Test Method** | Unwanted Emissions into Restricted Frequency Bands | |
| **Customer** | Immedia Semiconductor LLC | |
| **Job Number** | R-6521H-1 | |
| **Test Sample** | Blink Indoor/Outdoor Camera | |
| **Model Number** | BCM00400U | |
| **Serial Number** | G8T1-GH00-0205-0089 | |
| **Test Specification** | FCC Part 15 Subpart C | Paragraph: 15.247(d) |
| **Operating Mode** | Streaming video to Tablet | |
| **Technician** | M. Seamans | |
| **Date** | June 29th, 2020 | |

**Notes:** Antenna Test Distance: 3 meters Detector: Quasi-Peak <1GHz, Average >1GHz

## TEST PARAMETERS

| Restricted Band | Measured Frequency | Meter Reading | Correction Factor | Corrected Reading | | | Converted Reading | Limit at 3M |
|---|---|---|---|---|---|---|---|---|
| MHz | MHz | dBuV | dB | dBuV/m | | | uV/m | uV/m |
| 149.90 | - | - | - | - | | | - | 150.00 |
| \| | 150.00 | 8.33 | 14.37 | 22.70 | * | | 13.65 | \| |
| 150.05 | - | - | - | - | | | - | 150.00 |
| | | | | | | | | |
| 156.52 | - | - | - | - | | | - | 150.00 |
| \| | 156.52 | 8.53 | 15.27 | 23.80 | * | | 15.49 | \| |
| 156.52 | - | - | - | - | | | - | 150.00 |
| | | | | | | | | |
| 156.70 | - | - | - | - | | | - | 150.00 |
| \| | 156.80 | 8.49 | 15.31 | 23.80 | * | | 15.49 | \| |
| 156.90 | - | - | - | - | | | - | 150.00 |
| | | | | | | | | |
| 162.01 | - | - | - | - | | | - | 150.00 |
| \| | 165.00 | 8.70 | 16.50 | 25.20 | * | | 18.20 | \| |
| 167.17 | - | - | - | - | | | - | 150.00 |
| | | | | | | | | |
| 167.72 | - | - | - | - | | | - | 150.00 |
| \| | 170.00 | 8.64 | 17.26 | 25.90 | * | | 19.72 | \| |
| 173.20 | - | - | - | - | | | - | 150.00 |
| | | | | | | | | |

No EUT emissions within 10 dB of the specified test limit were observed at the specified test distance throughout the given frequency spectrum. * This emission is not from the EUT. It is a measurement of minimum measurement system sensitivity (Noise Floor).

# RETLIF TESTING LABORATORIES

## EMISSIONS TEST DATA SHEET

| | | |
|---|---|---|
| **Test Method** | Unwanted Emissions into Restricted Frequency Bands | |
| **Customer** | Immedia Semiconductor LLC | |
| **Job Number** | R-6521H-1 | |
| **Test Sample** | Blink Indoor/Outdoor Camera | |
| **Model Number** | BCM00400U | |
| **Serial Number** | G8T1-GH00-0205-0089 | |
| **Test Specification** | FCC Part 15 Subpart C | Paragraph: 15.247(d) |
| **Operating Mode** | Streaming video to Tablet | |
| **Technician** | M. Seamans | |
| **Date** | June 29th, 2020 | |

**Notes:** Antenna Test Distance: 3 meters Detector: Quasi-Peak <1GHz, Average >1GHz

## TEST PARAMETERS

| Restricted Band | Measured Frequency | Meter Reading | Correction Factor | Corrected Reading | | | Converted Reading | Limit at 3M |
|---|---|---|---|---|---|---|---|---|
| MHz | MHz | dBuV | dB | dBuV/m | | | uV/m | uV/m |
| 240.00 | - | - | - | - | | | - | 200.00 |
| \| | 260.00 | 6.75 | 15.25 | 22.00 | * | | 12.59 | \| |
| 285.00 | - | - | - | - | | | - | 200.00 |
| | | | | | | | | |
| 322.80 | - | - | - | - | | | - | 200.00 |
| \| | 330.00 | 6.53 | 17.47 | 24.00 | * | | 15.85 | \| |
| 335.40 | - | - | - | - | | | - | 200.00 |
| | | | | | | | | |
| 399.90 | - | - | - | - | | | - | 200.00 |
| \| | 405.00 | 6.68 | 19.22 | 25.90 | * | | 19.72 | \| |
| 410.00 | - | - | - | - | | | - | 200.00 |
| | | | | | | | | |
| 608.00 | - | - | - | - | | | - | 200.00 |
| \| | 611.00 | 7.51 | 23.49 | 31.00 | * | | 35.48 | \| |
| 614.00 | - | - | - | - | | | - | 200.00 |
| | | | | | | | | |
| 960.00 | - | - | - | - | | | - | 500.00 |
| \| | 975.00 | 8.49 | 29.71 | 38.20 | * | | 81.28 | \| |
| 1240.00 | - | - | - | - | | | - | 500.00 |
| | | | | | | | | |
| 1300.00 | - | - | - | - | | | - | 500.00 |
| \| | 1350.00 | 32.08 | -7.75 | 24.33 | * | | 16.46 | \| |
| 1427.00 | - | - | - | - | | | - | 500.00 |

No EUT emissions within 10 dB of the specified test limit were observed at the specified test distance throughout the given frequency spectrum. * This emission is not from the EUT. It is a measurement of minimum measurement system sensitivity (Noise Floor).

# RETLIF TESTING LABORATORIES

## EMISSIONS TEST DATA SHEET

| | | |
|---|---|---|
| **Test Method** | Unwanted Emissions into Restricted Frequency Bands | |
| **Customer** | Immedia Semiconductor LLC | |
| **Job Number** | R-6521H-1 | |
| **Test Sample** | Blink Indoor/Outdoor Camera | |
| **Model Number** | BCM00400U | |
| **Serial Number** | G8T1-GH00-0205-0089 | |
| **Test Specification** | FCC Part 15 Subpart C | Paragraph: 15.247(d) |
| **Operating Mode** | Streaming video to Tablet | |
| **Technician** | M. Seamans | |
| **Date** | June 29th, 2020 | |

**Notes:** Antenna Test Distance: 3 meters Detector: Quasi-Peak <1GHz, Average >1GHz

## TEST PARAMETERS

| Restricted Band | Measured Frequency | Meter Reading | Correction Factor | Corrected Reading | | | Converted Reading | Limit at 3M |
|---|---|---|---|---|---|---|---|---|
| MHz | MHz | dBuV | dB | dBuV/m | | | uV/m | uV/m |
| 1435.00 | - | - | - | - | | | - | 500.00 |
| \| | 1500.00 | 32.20 | -6.91 | 25.79 | * | | 19.48 | \| |
| 1646.50 | - | - | - | - | | | - | 500.00 |
| | | | | | | | | |
| 1660.00 | - | - | - | - | | | - | 500.00 |
| \| | 1680.00 | 31.89 | -6.00 | 25.89 | * | | 19.70 | \| |
| 1710.00 | - | - | - | - | | | - | 500.00 |
| | | | | | | | | |
| 1718.80 | - | - | - | - | | | - | 500.00 |
| \| | 1720.00 | 32.44 | -5.81 | 26.63 | * | | 21.45 | \| |
| 1722.20 | - | - | - | - | | | - | 500.00 |
| | | | | | | | | |
| 2200.00 | - | - | - | - | | | - | 500.00 |
| \| | 2250.00 | 31.42 | -3.72 | 27.70 | * | | 24.47 | \| |
| 2300.00 | - | - | - | - | | | - | 500.00 |
| | | | | | | | | |
| 2310.00 | - | - | - | - | | | - | 500.00 |
| \| | 2390.00 | 40.32 | -3.27 | 37.05 | | | 71.20 | \| |
| 2390.00 | - | - | - | - | | | - | 500.00 |
| | | | | | | | | |
| 2483.50 | - | - | - | - | | | - | 500.00 |
| \| | 2490.00 | 31.47 | -2.96 | 28.51 | * | | 26.64 | \| |
| 2500.00 | - | - | - | - | | | - | 500.00 |

EUT emissions within 10 dB of the specified test limit were observed at the specified test distance throughout the given frequency spectrum. * This emission is not from the EUT. It is a measurement of minimum measurement system sensitivity (Noise Floor).

# RETLIF TESTING LABORATORIES

## EMISSIONS TEST DATA SHEET

| | | |
|---|---|---|
| **Test Method** | Unwanted Emissions into Restricted Frequency Bands | |
| **Customer** | Immedia Semiconductor LLC | |
| **Job Number** | R-6521H-1 | |
| **Test Sample** | Blink Indoor/Outdoor Camera | |
| **Model Number** | BCM00400U | |
| **Serial Number** | G8T1-GH00-0205-0089 | |
| **Test Specification** | FCC Part 15 Subpart C | Paragraph: 15.247(d) |
| **Operating Mode** | Streaming video to Tablet | |
| **Technician** | M. Seamans | |
| **Date** | June 29th, 2020 | |

**Notes:** Antenna Test Distance: 3 meters Detector: Quasi-Peak <1GHz, Average >1GHz

## TEST PARAMETERS

| Restricted Band | Measured Frequency | Meter Reading | Correction Factor | Corrected Reading | | | Converted Reading | Limit at 3M |
|---|---|---|---|---|---|---|---|---|
| MHz | MHz | dBuV | dB | dBuV/m | | | uV/m | uV/m |
| 2690.00 | - | - | - | - | | | - | 500.00 |
| \| | - | - | - | - | | | - | \| |
| \| | 2750.00 | 31.62 | -2.21 | 29.41 | * | | 29.55 | \| |
| \| | - | - | - | - | | | - | \| |
| 2900.00 | - | - | - | - | | | - | 500.00 |
| | | | | | | | | |
| 3260.00 | - | - | - | - | | | - | 500.00 |
| \| | 3263.00 | 31.32 | -0.46 | 30.86 | * | | 34.91 | \| |
| 3267.00 | - | - | - | - | | | - | 500.00 |
| | | | | | | | | |
| 3332.00 | - | - | - | - | | | - | 500.00 |
| \| | 3336.00 | 31.33 | -0.17 | 31.16 | * | | 36.14 | \| |
| 3339.00 | - | - | - | - | | | - | 500.00 |
| | | | | | | | | |
| 3345.00 | - | - | - | - | | | - | 500.00 |
| \| | 3350.00 | 31.35 | -0.11 | 31.24 | * | | 36.48 | \| |
| 3358.00 | - | - | - | - | | | - | 500.00 |
| | | | | | | | | |
| 3600.00 | - | - | - | - | | | - | 500.00 |
| \| | - | - | - | - | | | - | \| |
| \| | 3700.00 | 30.85 | 1.19 | 32.04 | * | | 39.99 | \| |
| \| | - | - | - | - | | | - | \| |

No EUT emissions within 10 dB of the specified test limit were observed at the specified test distance throughout the given frequency spectrum. * This emission is not from the EUT. It is a measurement of minimum measurement system sensitivity (Noise Floor).

# RETLIF TESTING LABORATORIES

## EMISSIONS TEST DATA SHEET

| | | |
|---|---|---|
| **Test Method** | Unwanted Emissions into Restricted Frequency Bands | |
| **Customer** | Immedia Semiconductor LLC | |
| **Job Number** | R-6521H-1 | |
| **Test Sample** | Blink Indoor/Outdoor Camera | |
| **Model Number** | BCM00400U | |
| **Serial Number** | G8T1-GH00-0205-0089 | |
| **Test Specification** | FCC Part 15 Subpart C | Paragraph: 15.247(d) |
| **Operating Mode** | Streaming video to Tablet | |
| **Technician** | M. Seamans | |
| **Date** | June 29th, 2020 | |

**Notes:** Antenna Test Distance: 3 meters Detector: Quasi-Peak <1GHz, Average >1GHz

## TEST PARAMETERS

| Restricted Band | Measured Frequency | Meter Reading | Correction Factor | Corrected Reading | | | Converted Reading | Limit at 3M |
|---|---|---|---|---|---|---|---|---|
| MHz | MHz | dBuV | dB | dBuV/m | | | uV/m | uV/m |
| \| | - | - | - | - | | | - | \| |
| 4400.00 | - | - | - | - | | | - | 500.00 |
| | | | | | | | | |
| 4500.00 | - | - | - | - | | | - | 500.00 |
| \| | 4824.00 | 31.34 | 3.33 | 34.67 | | | 54.14 | \| |
| 5150.00 | - | - | - | - | | | - | 500.00 |
| | | | | | | | | |
| 5350.00 | - | - | - | - | | | - | 500.00 |
| \| | 5400.00 | 30.30 | 4.30 | 34.60 | * | | 53.70 | \| |
| 5460.00 | - | - | - | - | | | - | 500.00 |
| | | | | | | | | |
| 7250.00 | - | - | - | - | | | - | 500.00 |
| \| | 7440.00 | 31.97 | 7.53 | 39.50 | * | | 94.41 | \| |
| 7750.00 | - | - | - | - | | | - | 500.00 |
| | | | | | | | | |
| 8025.00 | - | - | - | - | | | - | 500.00 |
| \| | 8300.00 | 32.19 | 8.57 | 40.76 | * | | 109.14 | \| |
| 8500.00 | - | - | - | - | | | - | 500.00 |
| | | | | | | | | |
| 9000.00 | - | - | - | - | | | - | 500.00 |
| \| | 9100.00 | 32.40 | 9.55 | 41.95 | * | | 125.17 | \| |
| 9200.00 | - | - | - | - | | | - | 500.00 |
| | | | | | | | | |

EUT emissions within 10 dB of the specified test limit were observed at the specified test distance throughout the given frequency spectrum. * This emission is not from the EUT. It is a measurement of minimum measurement system sensitivity (Noise Floor).

# RETLIF TESTING LABORATORIES

## EMISSIONS TEST DATA SHEET

| | | |
|---|---|---|
| **Test Method** | Unwanted Emissions into Restricted Frequency Bands | |
| **Customer** | Immedia Semiconductor LLC | |
| **Job Number** | R-6521H-1 | |
| **Test Sample** | Blink Indoor/Outdoor Camera | |
| **Model Number** | BCM00400U | |
| **Serial Number** | G8T1-GH00-0205-0089 | |
| **Test Specification** | FCC Part 15 Subpart C | Paragraph: 15.247(d) |
| **Operating Mode** | Streaming video to Tablet | |
| **Technician** | M. Seamans | |
| **Date** | June 29th, 2020 | |

**Notes:** Antenna Test Distance: 3 meters Detector: Quasi-Peak <1GHz, Average >1GHz

## TEST PARAMETERS

| Restricted Band | Measured Frequency | Meter Reading | Correction Factor | Corrected Reading | | | Converted Reading | Limit at 3M |
|---|---|---|---|---|---|---|---|---|
| MHz | MHz | dBuV | dB | dBuV/m | | | uV/m | uV/m |
| 9300.00 | - | - | - | - | | | - | 500.00 |
| \| | 9400.00 | 32.46 | 9.89 | 42.35 | * | | 131.07 | \| |
| 9500.00 | - | - | - | - | | | - | 500.00 |

No EUT emissions within 10 dB of the specified test limit were observed at the specified test distance throughout the given frequency spectrum. * This emission is not from the EUT. It is a measurement of minimum measurement system sensitivity (Noise Floor).

**Test Photographs**
**Conducted Limits**

EUT Configuration



Test Setup

**FCC Part 15, Subpart B, Section 15.207 (a)**
**Conducted Emissions**
**150 kHz to 30 MHz**
**Test Data**

| EMISSIONS TEST DATA SHEET | |
|---|---|
| **Test Specification:** | FCC Part 15, Subpart B, Section 15.207(a), Conducted Emissions |
| **Method:** | ANSI C63.4, Section 7., AC power-line conducted emission measurements |
| **Job Number/Customer:** | R-6521H-1 / Immedia Semiconductor LLC |
| **Test Sample:** | Blink Indoor/Outdoor Camera |
| **Model Number:** | BCM00400U |
| **Serial Number:** | G8T1-GH00-0205-0089 |
| **Operating Mode:** | Streaming video to tablet |
| **Technician:** | M. Seamans |
| **Date(s):** | June 29th, 2020 |
| **Temp/ Relative Humidity:** | 22.3 °C / 58.0 % |
| **Lead Tested:** | 120 VAC 60 Hz |

| Frequency | Lead Tested | Peak Meter Reading | Quasi-Peak Meter Reading | Average Meter Reading | Quasi-Peak Limit | Average Limit |
|---|---|---|---|---|---|---|
| **MHz** | | **dBuV** | **dBuv** | **dBuV** | **dBuV** | **dBuV** |
| | | | | | | |
| 0.150 | Hot | 61.29 | 57.30 | 33.90 | 66.00 | 56.00 |
| 0.150 | Neutral | 71.24 | 58.80 | 34.50 | 66.00 | 56.00 |
| | | | | | | |
| 0.229 | Hot | 67.40 | 45.90 | 27.10 | 62.49 | 52.49 |
| 0.161 | Neutral | 74.29 | 54.30 | 33.90 | 65.41 | 55.41 |
| | | | | | | |
| 0.406 | Hot | 62.46 | 50.60 | 24.80 | 57.73 | 57.73 |
| 0.287 | Neutral | 68.21 | 59.30 | 29.60 | 60.61 | 50.61 |
| | | | | | | |
| 0.496 | Hot | 59.09 | 37.50 | 23.00 | 56.07 | 46.07 |
| 0.373 | Neutral | 64.30 | 51.90 | 22.50 | 58.43 | 48.43 |
| | | | | | | |
| 0.912 | Hot | 50.71 | 34.10 | 19.20 | 56 | 46 |
| 0.484 | Neutral | 59.72 | 35.80 | 21.10 | | |
| | | | | | | |
| 17.870 | Hot | 37.47 | 30.20 | 15.20 | 60 | 50 |
| 17.893 | Neutral | 37.13 | 29.50 | 18.60 | 60 | 50 |
| | | | | | | |

The frequency range was scanned from 0.15 MHz to 30 MHz.
The six highest emissions relative to the limit are presented.
**The emissions observed from the EUT do not exceed the specified limits.**