RETLIF TESTING LABORATORIES | Put Us To The Test℠
101 New Boston Road
Goffstown, NH 03045 USA
Tel: (603) 497-4600 • Fax: (603) 497-5281 • www.retlif.com

FCC Part 15, Subpart C, Section 15.247
Test Report

On

Blink Indoor / Outdoor Camera
FCC ID: 2AF77-H2211672

Customer Name:	Immedia Semiconductor, LLC
Customer P.O:	2D-07536904
Date of Report:	May 4, 2022
Test Report No:	R-6689H-3
Test Start Date:	April 11, 2022
Test Finish Date:	April 14, 2022
Test Engineer:	T. Hannemann
Test Technician:	M. Seamans
Approved By:	T. Hannemann
Report Prepared By:	P. Harris

Our letters, procedures and reports are for the exclusive use of the customer to whom they are addressed and their communication or the use of the name of Retlif Testing Laboratories must receive our prior written approval. Our letters, procedures and reports apply only to the sample tested and are not necessarily indicative of the qualities of apparently identical or similar products. The letters, procedures and reports and the name of Retlif Testing Laboratories or insignia are not to be used under any circumstances in advertising to the general public. This test report shall not be reproduced, except in full, without the written approval of Retlif Testing Laboratories.

Corporate Headquarters:
795 Marconi Avenue
Ronkonkoma, NY 11779 USA
Tel: (631) 737-1500
Fax: (631) 737-1497

3131 Detwiler Road
Harleysville, PA 19438 USA
Tel: (215) 256-4133
Fax: (215) 256-4130

Washington Regulatory Compliance
1600 North Oak Street, #1710
Arlington, VA 22209 USA
Tel: (703) 528-3895

Technical Information

Report Number:	R-6689H-3
Customer:	Immedia Semiconductor, LLC
Address:	100 Riverpark Drive
	North Reading, MA 01864
Manufacturer:	Immedia Semiconductor, LLC
Manufacturer Address:	100 Riverpark Drive
	North Reading, MA 01864
Test Sample:	Blink Indoor / Outdoor Camera
Model Number:	BCM00401U*
Serial Number:	G8T1-GH02-2112-0079
FCC ID:	2AF77-H2211672
Type:	Digital Transmission - Direct Sequence Spread Spectrum Transmitter
Power Requirements:	(2) 1.5 V AA Batteries, and 120 VAC, 60 Hz
Frequency of Operation:	2412 MHz to 2462 MHz
Equipment Class:	DTS
Antenna Type:	Internal PCB Antenna, 1.5 dBi Gain
Equipment Use:	Used in a Home Monitoring System

* Note: Model number BCM00401U was tested as a representative of BCM00411U and BCM00401U, the difference between these two models is the external plastic case color.

Test Specification:
FCC Rules and Regulations Part 15, Subpart C, Section 15.247

Test Procedure:
ANSI C63.4:2014
ANSI C63.10:2013
FCC 558074 D01 15.247 Meas Guidance v05r02, April 2, 2019

Test Facility:
Retlif Testing Laboratories
101 New Boston Road
Goffstown, NH 03045

FCC Designation Number: US5327

Tests Performed

FCC Part 15, Subpart C	Test Method
15.247(a)(2)	Occupied Bandwidth (6dB Bandwidth)
15.247(b)(3)	Power Output
15.247(d)	Antenna Port, Conducted Emissions
15.247(e)	Antenna Port, Power Density
15.247(d)	Spurious Radiated Emissions, 30 MHz to 25 GHz
15.207(a)	Conducted Emissions, Power Leads, 150 kHz to 30 MHz

EUT Operation:
The EUT is a WiFi connected home security camera. The camera has a passive infrared motion sensor that can be used to trigger recording of video clips that are sent by WiFi to internet-based servers that relay the clips to the user's device. The EUT can also receive commands from user to start transmission of video or update status.

Table 1 – Support Equipment

Description	Manufacturer	Model Number	Serial Number
Laptop PC	HP	Probook 450 G5	5CD88466QTY

Certification and Signatures

We certify that this report is a true representation of the results obtained from the tests of the equipment stated. We further certify that the measurements shown in this report were made in accordance with the procedures indicated and vouch for the qualifications of all Retlif Testing Laboratories personnel taking them.

Matt Seamans
EMC Test Technician

Todd Hannemann
EMC Test Engineer
iNARTE Certified Technician ATL-0255-T

Non-Warranty Provision
The testing services have been performed, findings obtained and reports prepared in accordance with generally accepted laboratory principles and practices. This warranty is in lieu of all others, either expressed or implied.

Non-Endorsement
This test report contains only findings and results arrived at after employing the specific test procedures and standards listed herein. It is not intended to constitute a recommendation, endorsement or certification of the product or material tested. This report must not be used by the client to claim product endorsement by ANSI National Accreditation Board (ANAB).

Revision History

Revisions to this document are listed below; the latest revised document supersedes all previous issues of this document:

Revision	Date	Pages Affected
-	May 4, 2022	Original Release

Requirements and Test Results

Requirement:
FCC Section 15.247(a)(2)
Operation within the bands 902 - 928 MHz, 2400 - 2483.5 MHz and 5725 - 5850 MHz
Systems using digital modulation techniques may operate in the 902 - 928 MHz, 2400 - 2483.5 MHz and 5725 - 5850 MHz bands. The minimum 6 dB bandwidths shall be at least 500 kHz.

- **Results**:
  The minimum 6 dB bandwidth measured 8,567 kHz which complies with the requirement that the Bandwidth be no less than 500 kHz.

Conducted Emissions, Duty Cycle
The EUT's on time was measured over a multiple measurement interval of 10 mS, the duty cycle was for each measurement interval

- **Results**:
- The Duty cycle was measured to be <98% with a variation of >2% between measurements. Requiring the use of power output method AVGSA-3, per ANSI C63-10:2013

Requirement:
FCC Sections 15.247(b)(3)
Operation within the bands 902 - 928 MHz, 2400 - 2483.5 MHz and 5725 - 5850 MHz
The maximum peak conducted output power of the intentional radiator shall not exceed the following:

For systems using digital modulation in the 902 - 928 MHz, 2400 - 2483.5 MHz and 5725 - 5850 MHz bands: 1 Watt. As an alternative to a peak power measurement, compliance with the one Watt limit can be based on a measurement of the maximum conducted output power. Maximum Conducted Output Power is defined as the total transmit power delivered to all antenna and antenna elements averaged across all symbols in the signaling alphabet when the transmitter is operating at its maximum power control level. Power must be summed across all antenna and antenna elements. The average must not include any time intervals during which the transmitter is off or is transmitting at a reduced power level. If multiple modes of operation are possible (e.g., alternative modulation methods), the maximum conducted output power is the highest total transmit power occurring in any mode.

- **Results**:
  The maximum measured peak conducted output power was 108.64 mW. The maximum antenna gain of the PCB antenna is 1.5 dBi. The device was found to meet the power output requirements of 15.247 (b)(3) including de facto EIRP.

Requirements and Test Results (con't)

Requirement:
FCC Section 15.247(d):
Operation within the bands 902 - 928 MHz, 2400 - 2483.5 MHz and 5725 - 5850 MHz
In any 100 kHz bandwidth outside the frequency band in which the spread spectrum or digitally modulated intentional radiator is operating, the radio frequency power that is produced by the intentional radiator shall be at least 20 dB below that in the 100 kHz bandwidth within the band that contains the highest level of the desired power, based on either an RF conducted or a radiated measurement, provided the transmitter demonstrates compliance with the peak conducted power limits. If the transmitter complies with the conducted power limits based on the use of RMS averaging over a time interval, as permitted under paragraph (b)(3) of this section, the attenuation required under this paragraph shall be 30 dB instead of 20 dB. Attenuation below the general limits specified in Section 15.209(a) is not required. In addition, radiated emissions which fall in the restricted bands, as defined in Section 15.205(a) must also comply with the radiated emissions limits specified in Section 15.209(a) (see Section 15.205(c)).

- **Results**:
  In any 100 kHz bandwidth outside the frequency band in which the Spread spectrum intentional radiator was operating, the radio frequency power that was produced by the intentional radiator was at least 30 dB below that in the 100 kHz bandwidth within the band that contained the highest level of the desired power. All emissions, which fell within the restricted bands specified in 15.205(a), were measured and found to be in compliance with the limits specified in 15.209(a).

Requirements and Test Results (con't)

Requirement:
FCC Section 15.247(e):
Operation within the bands 902 - 928 MHz, 2400 - 2483.5 MHz and 5725 - 5850 MHz
For digitally modulated systems, the power spectral density conducted from the intentional radiator to the antenna shall not be greater than 8 dBm in any 3 kHz band during any time interval of continuous transmission. This power spectral density shall be determined in accordance with the provisions of paragraph (b) of this section. The same method of determining the conducted output power shall be used to determine the power spectral density.

- **Results**:
  The power spectral density conducted from the intentional radiator to the antenna was not greater than 8 dBm in any 3 kHz band during any time interval of continuous transmission. This power spectral density was determined in accordance with Section 15.247(b)(3), herein.

Requirement:
FCC Section 15.209(a) - Radiated Emission Limits, General Requirements
Except as provided elsewhere in this subpart, the emissions from an intentional radiator shall not exceed the field strength levels specified in Table 2.

Table 2 - Radiated Emission Limits

Frequency of Emission (MHz)	Field Strength (microvolts/meter)	Measurement Distance (meters)
30 to 88	100	3
88 to 216	150	3
216 to 960	200	3
Above 960	500	3

- **Results**:
  The field strength of spurious radiated emissions did not exceed the limits specified in Table 2.

Requirements and Test Results (con't)

Requirement:
FCC Section 15.207(a) - Conducted Limits
For an intentional radiator that is designed to be connected to the public utility (AC) power line, the radio frequency voltage that is conducted back onto the AC power line on any frequency or frequencies within the band 150 kHz to 30 MHz shall not exceed the limits shown in Table 3, as measured using a 50 µH/50 ohms line impedance stabilization network (LISN). Compliance with the provisions of the paragraph shall be based on the measurement of the radio frequency voltage between each power line and ground at the power terminal. The lower limit applies at the boundary between the frequency ranges.

Table 3 - Conducted Emission Limits

Frequency of Emission (MHz)	**Conducted Limit (dBµV)**	
	Quasi-Peak	Average
0.15 to 0.5	66 to 56*	56 to 46*
0.5 to 5	56	46
5 to 30	60	50
*Decreases due to logarithm of the frequency		

- **Results**:
  The conducted emissions observed did not exceed the limits specified in Table 3.

Requirements and Test Results (con't)

Field Strength Calculation/Conversion:

The maximized field strength of the emission was obtained as follows:

$C_R = M_R + C_F$

Where:
C_R = Corrected Reading in dBµV/m
M_R = Uncorrected Meter Reading in dBµV
C_F = Correction Factor in dB (Antenna Factor, Pre-amp + Cable Loss)

Example:

M_R = 15.35 dBµV
C_F = 16.85 dB
C_R = 15.35 dBuV + 16.85 = 32.2 dBµV/m

dBµV/M is converted to uV/M for comparison to the specified limit using the formula:

invLog dBµV/M/20

32.2 dBuV/m = 40.74 uV/m

RF Power Conversion:

Power readings in dBm may be converted to mW using the formula:

InvLog dBm/10

Example: 20dBm = 100mW

Requirements and Test Results (con't)

FCC Section 15.247 (i)
RF Exposure Limits

Spread Spectrum Transmitters operating under 15.247 must be operated in a manner that ensures the public is not exposed to RF energy levels in access of the commission's guidelines. Based on the transmitter power and maximum antenna gain (see calculation below) the minimum separation distance was calculated to determine the distance for acceptable MPE power density levels to meet both the Occupational/Controlled Exposure and the General Population/Uncontrolled Exposure requirements of FCC Part 1.1310. The calculation below uses the more stringent General Population MPE Limits.

D = Minimum Separation Distance in cm

S = Max allowed Power Density in mW/cmsq

Per 1.1310 For the Frequency of 2480 MHz S = 1 mW/cmsq

Power = Max Power Input to Antenna = 108.64mW

Gain = Max Power Gain of Antenna = 1.5 dBi = 1.41 numeric

$$1 \text{ mW/cmsq} = \frac{108.64 \times 1.41}{4 \times (3.14) \times D^2} = \frac{153.18}{12.56 \times D^2}$$

$$D^2 = \frac{153.18}{12.56 \text{ X } 1}$$

$$D = \sqrt{12.2} = 3.49 \text{ cm}$$

The test sample has an internal antenna and the minimum separation distance will always be maintained.

Equipment List

FCC Section 15.247(a)(2)
Occupied Bandwidth (6 dB Bandwidth)

EN	Manufacturer	Model No.	Description	Serial No.	Due Date
5134	NARDA MICROWAVE	757C-10	ATTENUATOR, COAXIAL, 10 dB, DC - 12.4 GHz, 2 W	30543	12/31/2022
5251	DIGI-SENSE	20250-30	HYGROMETER, 0 - 50 deg. c, 10 - 90 % RH	192317829	10/31/2022
5259	DYNAWAVE	DT-NS-072	CABLE, COAXIAL, DC - 26.5 GHz	16322213	1/31/2023
712	ROHDE & SCHWARZ	ESIB26	RECEIVER, EMI, 20 Hz - 26.5 GHz	834000/006	2/28/2023

FCC Section 15.247(b)(3)
Power Output

EN	Manufacturer	Model No.	Description	Serial No.	Due Date
5134	NARDA MICROWAVE	757C-10	ATTENUATOR, COAXIAL, 10 dB, DC - 12.4 GHz, 2 W	30543	12/31/2022
5251	DIGI-SENSE	20250-30	HYGROMETER, 0 - 50 deg. c, 10 - 90 % RH	192317829	10/31/2022
5259	DYNAWAVE	DT-NS-072	CABLE, COAXIAL, DC - 26.5 GHz	16322213	1/31/2023
712	ROHDE & SCHWARZ	ESIB26	RECEIVER, EMI, 20 Hz - 26.5 GHz	834000/006	2/28/2023

FCC Section 15.247(d)
Antenna Port, Conducted Emissions

EN	Manufacturer	Model No.	Description	Serial No.	Due Date
5134	NARDA MICROWAVE	757C-10	ATTENUATOR, COAXIAL, 10 dB, DC - 12.4 GHz, 2 W	30543	12/31/2022
5251	DIGI-SENSE	20250-30	HYGROMETER, 0 - 50 deg. c, 10 - 90 % RH	192317829	10/31/2022
5259	DYNAWAVE	DT-NS-072	CABLE, COAXIAL, DC - 26.5 GHz	16322213	1/31/2023
712	ROHDE & SCHWARZ	ESIB26	RECEIVER, EMI, 20 Hz - 26.5 GHz	834000/006	2/28/2023

FCC Section 15.247(e)
Antenna Port, Power Density

EN	Manufacturer	Model No.	Description	Serial No.	Due Date
5134	NARDA MICROWAVE	757C-10	ATTENUATOR, COAXIAL, 10 dB, DC - 12.4 GHz, 2 W	30543	12/31/2022
5251	DIGI-SENSE	20250-30	HYGROMETER, 0 - 50 deg. c, 10 - 90 % RH	192317829	10/31/2022
5259	DYNAWAVE	DT-NS-072	CABLE, COAXIAL, DC - 26.5 GHz	16322213	1/31/2023
712	ROHDE & SCHWARZ	ESIB26	RECEIVER, EMI, 20 Hz - 26.5 GHz	834000/006	2/28/2023

FCC Section 15.247(d)
Spurious Radiated Emissions, 30 MHz to 25 GHz

EN	Manufacturer	Model No.	Description	Serial No.	Due Date
1232	AGILENT / HP	8449B	PRE-AMPLIFIER, 1 - 26.5 GHz	3008A02451	2/28/2023
3427B	ETS / EMCO	3104	ANTENNA, BICONICAL, 20 - 200 MHz	2315	4/30/2022
3430	MCS	K-5039	ANTENNA, HORN, 18 - 26.5 GHz	14765	No Calibration Required
4029B	RETLIF	RNH	OPEN AREA TEST SITE, ATTENUATION, 3 / 10 Meters	001	9/30/2023
4029D	RETLIF	RNH	OPEN AREA TEST SITE, SVSWR, 3 Meter, 1 - 18 GHz	3 Meter VSWR	6/30/2022
443	ELECTRO-METRICS	LPA-25	ANTENNA, LOG PERIODIC, 200 MHz - 1000 MHz	1014	1/31/2023
5188	Cybertron	TSVQJA2221	COMPUTER, CONTROL, N/A	NSN	No Calibration Required
5195	ETS / EMCO	3117	ANTENNA, DOUBLE RIDGED GUIDE, 1 - 18	00166762	7/31/2023
5211	COM-POWER	CGO-501	GENERATOR, COMB, 1 MHz - 1 GHz	271123	5/31/2022
5242	TELEDYNE MICROWAVE	PR90-195-1275, 106'	CABLE, COAXIAL, 10 kHz - 6 GHz	N/A	9/30/2022
5259	DYNAWAVE	DT-NS-072	CABLE, COAXIAL, DC - 26.5 GHz	16322213	1/31/2023
5268	MICRO-COAX	UFA147A-0-0960-30030	CABLE, COAXIAL, 10 kHz - 40 GHz	313738-012	5/31/2022
712	ROHDE & SCHWARZ	ESIB26	RECEIVER, EMI, 20 Hz - 26.5 GHz	834000/006	2/28/2023

FCC Section 15.207(b)
Conducted Emissions, Power Leads, 150 kHz to 30 MHz

EN	Manufacturer	Model No.	Description	Serial No.	Due Date
5137	NARDA MICROWAVE	768-10	ATTENUATOR, COAXIAL, 10 dB, DC - 11 GHz, 20 W	0206	10/31/2022
5188	Cybertron	TSVQJA2221	COMPUTER, CONTROL, N/A	NSN	No Calibration Required
5209	SOLAR ELECTRONICS	21106-50-BP-25-BNC	LISN, 50 uH, 150 kHz - 30 MHz	21106160202	4/30/2022
5210	SOLAR ELECTRONICS	21106-50-BP-25-BNC	LISN, 50 uH, 150 kHz - 30 MHz	21106160201	4/30/2022
5218	COM-POWER	CGC-510E	GENERATOR, COMB, 100 kHz - 400 MHz	311798	8/31/2022
5251	DIGI-SENSE	20250-30	HYGROMETER, 0 - 50 deg. c, 10 - 90 % RH	192317829	10/31/2022
712	ROHDE & SCHWARZ	ESIB26	RECEIVER, EMI, 20 Hz - 26.5 GHz	834000/006	2/28/2023

Duty Cycle

EN	Manufacturer	Model No.	Description	Serial No.	Due Date
5134	NARDA MICROWAVE	757C-10	ATTENUATOR, COAXIAL, 10 dB, DC - 12.4 GHz, 2 W	30543	12/31/2022
5251	DIGI-SENSE	20250-30	HYGROMETER, 0 - 50 deg. c, 10 - 90 % RH	192317829	10/31/2022
5259	DYNAWAVE	DT-NS-072	CABLE, COAXIAL, DC - 26.5 GHz	16322213	1/31/2023
712	ROHDE & SCHWARZ	ESIB26	RECEIVER, EMI, 20 Hz - 26.5 GHz	834000/006	2/28/2023

FCC Part 15, Subpart C, Section 15.247(a)(2)
Occupied Bandwidth (6 dB Bandwidth)
Test Data

EMISSIONS TEST DATA SHEET	
Method:	**DTS Bandwidth**
Test Specification:	FCC Part 15, Subpart C Paragraph: 15.247 (a)(2)
Job Number:	R-6689H-3
Customer:	Immedia Semiconductor, LLC.
Test Sample:	Blink Indoor/Outdoor Camera
Model Number:	BCM00401U
Serial Number:	G8T1-GH02-2112-0079
Operating Mode:	Transmitting modulated signal (802.11g) at 2412 MHz
Technician:	M. Seamans
Date(s):	April 11th, 2022
Temp/ Relative Humidity:	20.4 °C / 29.0 %
Notes:	6dB Bandwidth: 15.130 MHz

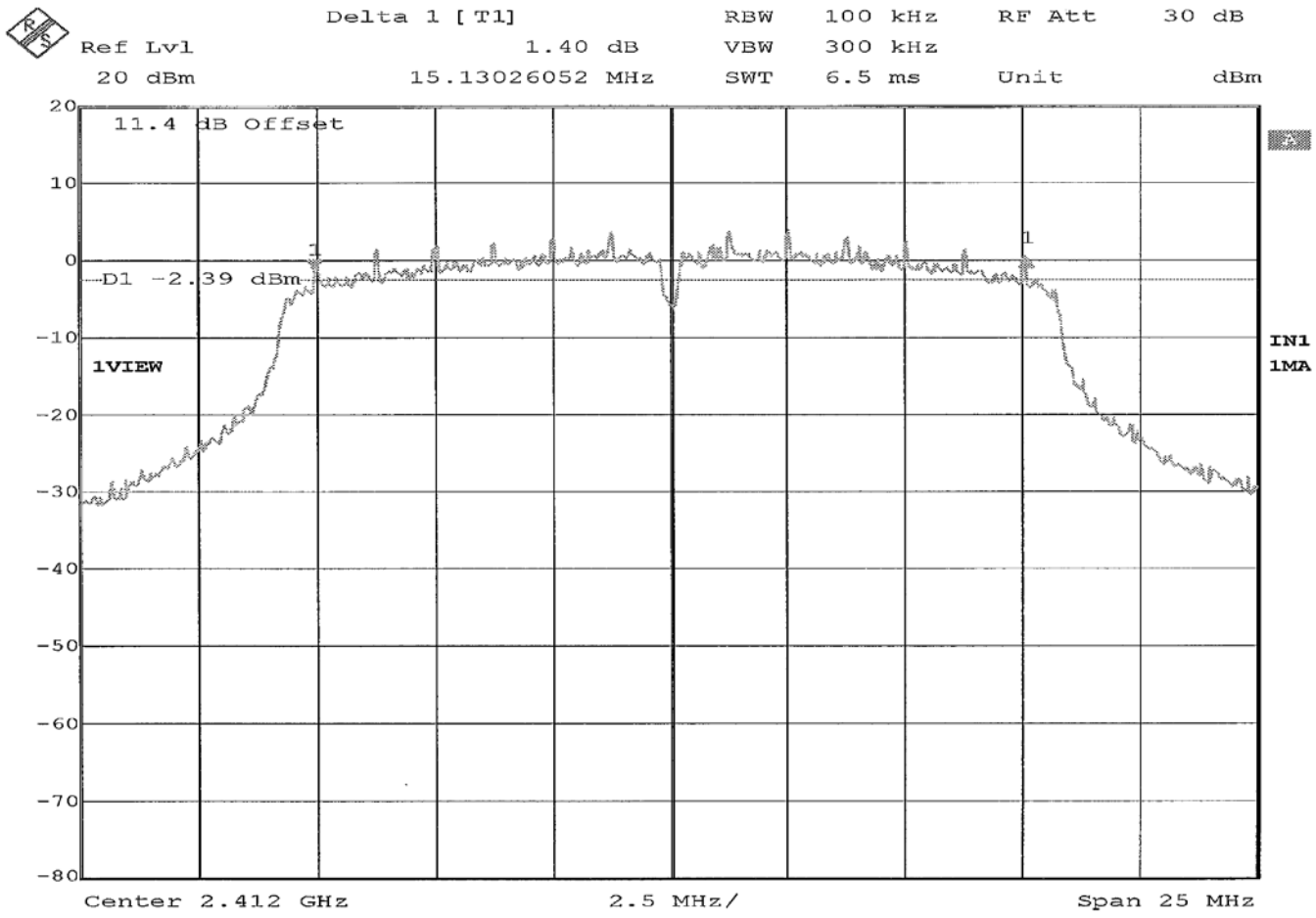

EMISSIONS TEST DATA SHEET	
Method:	**DTS Bandwidth**
Test Specification:	FCC Part 15, Subpart C Paragraph: 15.247 (a)(2)
Job Number:	R-6689H-3
Customer:	Immedia Semiconductor, LLC.
Test Sample:	Blink Indoor/Outdoor Camera
Model Number:	BCM00401U
Serial Number:	G8T1-GH02-2112-0079
Operating Mode:	Transmitting modulated signal (802.11g) at 2437 MHz
Technician:	M. Seamans
Date(s):	April 11th, 2022
Temp/ Relative Humidity:	20.4 °C / 29.0 %
Notes:	6dB Bandwidth: 15.180 MHz

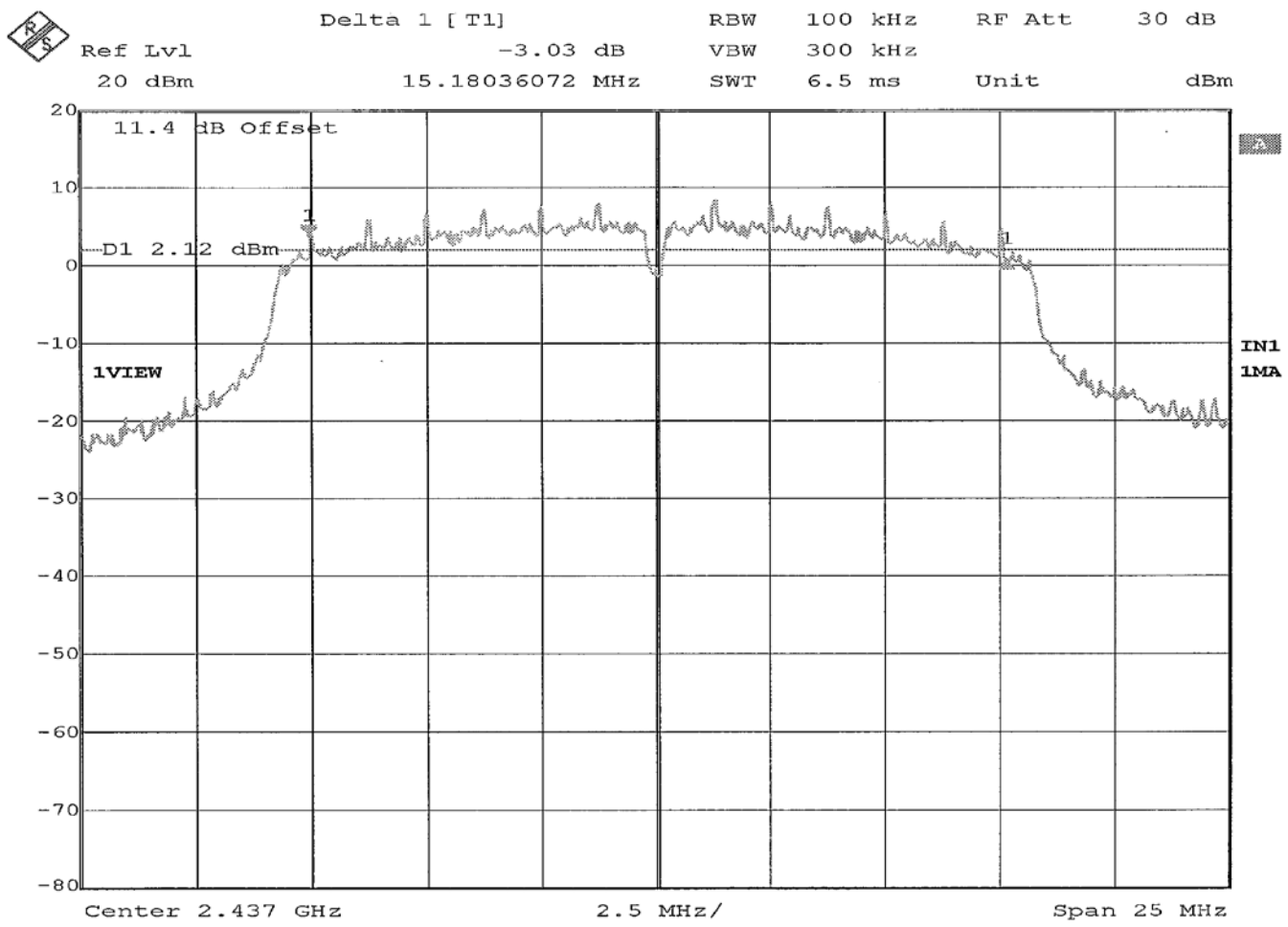

EMISSIONS TEST DATA SHEET	
Method:	**DTS Bandwidth**
Test Specification:	FCC Part 15, Subpart C Paragraph: 15.247 (a)(2)
Job Number:	R-6689H-3
Customer:	Immedia Semiconductor, LLC.
Test Sample:	Blink Indoor/Outdoor Camera
Model Number:	BCM00401U
Serial Number:	G8T1-GH02-2112-0079
Operating Mode:	Transmitting modulated signal (802.11g) at 2462 MHz
Technician:	M. Seamans
Date(s):	April 11th, 2022
Temp/ Relative Humidity:	20.4 °C / 29.0 %
Notes:	6dB Bandwidth: 15.230 MHz

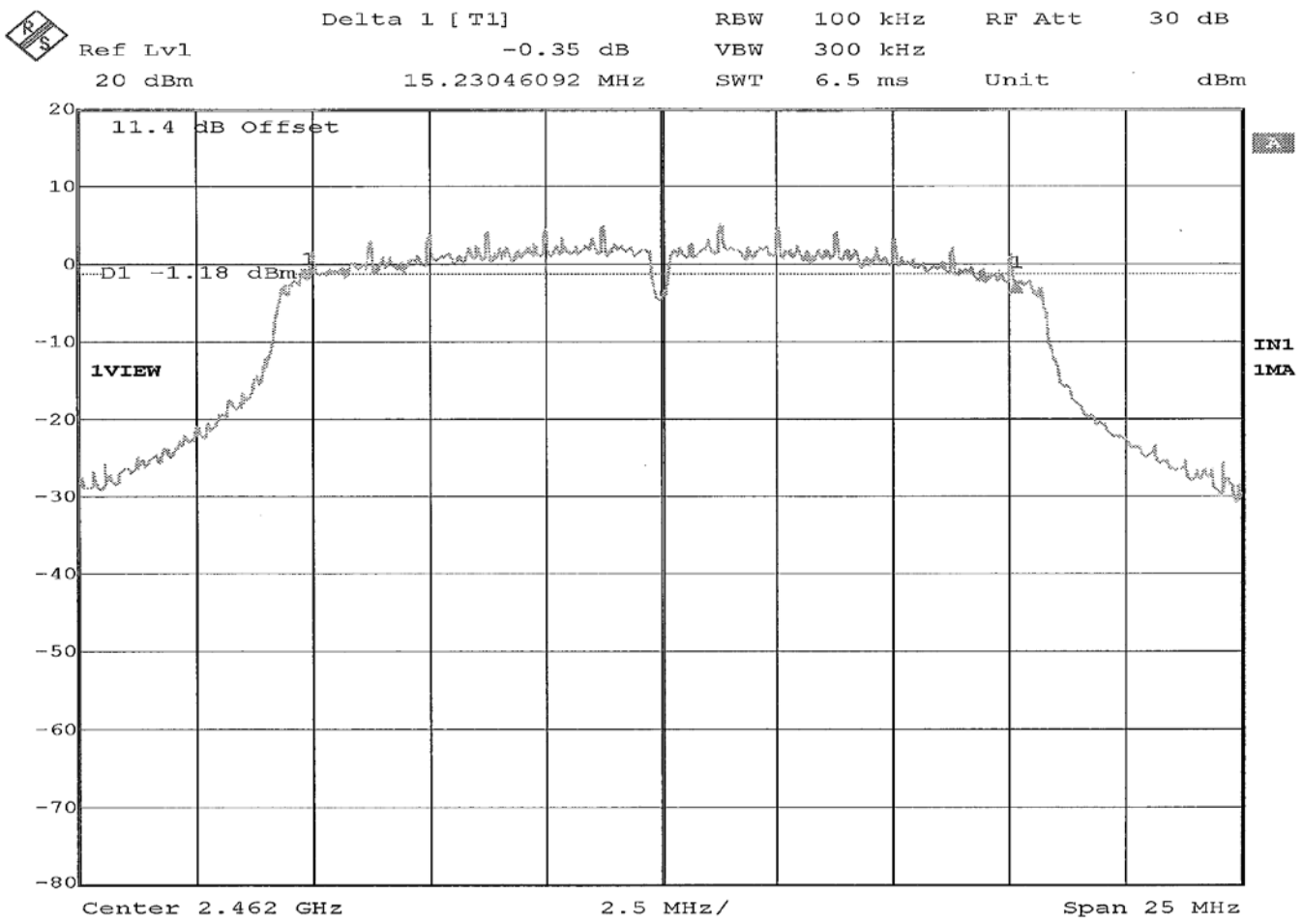

EMISSIONS TEST DATA SHEET	
Method:	**DTS Bandwidth**
Test Specification:	FCC Part 15, Subpart C Paragraph: 15.247 (a)(2)
Job Number:	R-6689H-3
Customer:	Immedia Semiconductor, LLC.
Test Sample:	Blink Indoor/Outdoor Camera
Model Number:	BCM00401U
Serial Number:	G8T1-GH02-2112-0079
Operating Mode:	Transmitting modulated signal (802.11b) at 2412 MHz
Technician:	M. Seamans
Date(s):	April 11th, 2022
Temp/ Relative Humidity:	20.4 °C / 29.0 %
Notes:	6dB Bandwidth: 9.068 MHz

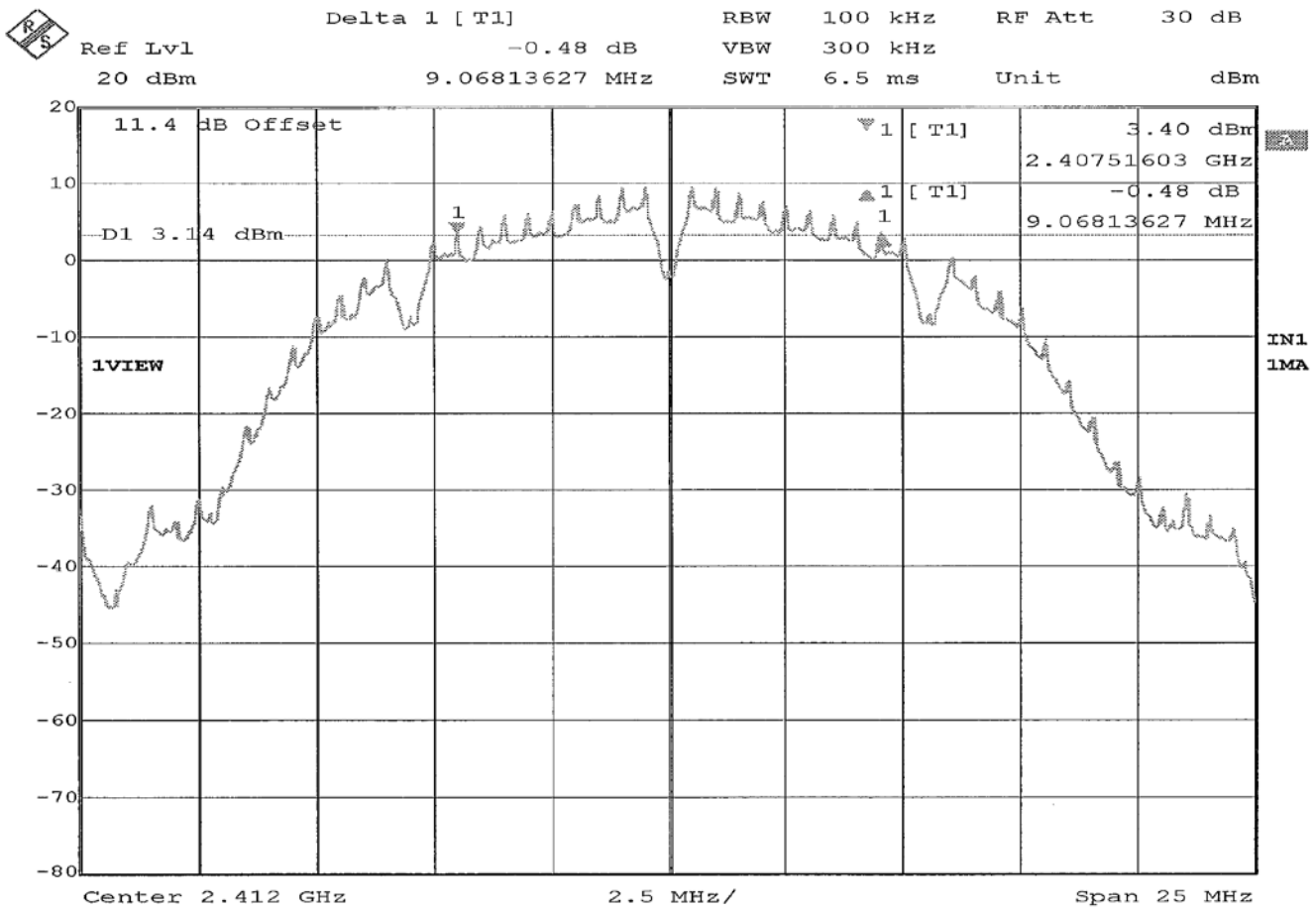

EMISSIONS TEST DATA SHEET	
Method:	**DTS Bandwidth**
Test Specification:	FCC Part 15, Subpart C Paragraph: 15.247 (a)(2)
Job Number:	R-6689H-3
Customer:	Immedia Semiconductor, LLC.
Test Sample:	Blink Indoor/Outdoor Camera
Model Number:	BCM00401U
Serial Number:	G8T1-GH02-2112-0079
Operating Mode:	Transmitting modulated signal (802.11b) at 2437 MHz
Technician:	M. Seamans
Date(s):	April 11th, 2022
Temp/ Relative Humidity:	20.4 °C / 29.0 %
Notes:	6dB Bandwidth: 8.567 MHz

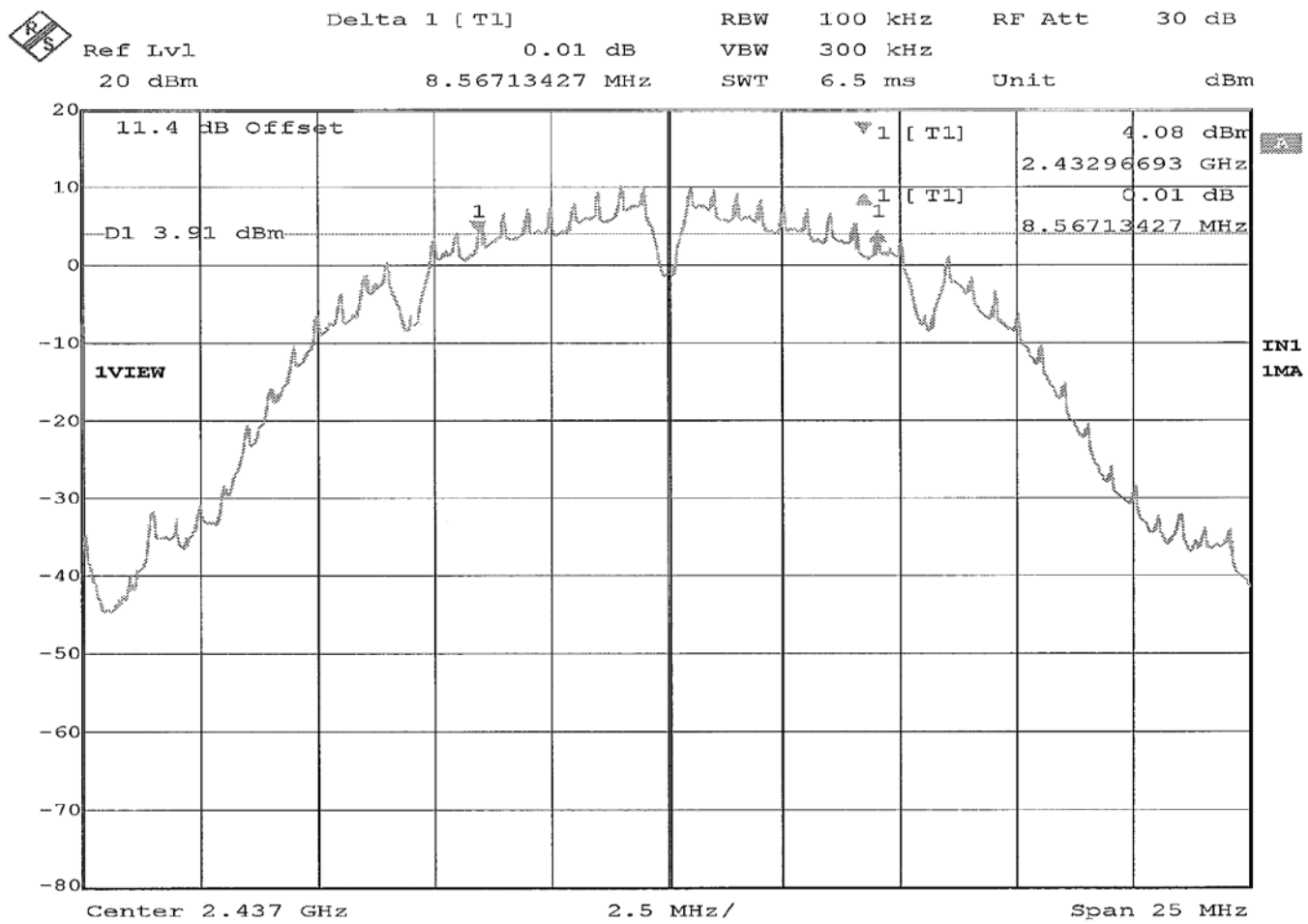

EMISSIONS TEST DATA SHEET	
Method:	**DTS Bandwidth**
Test Specification:	FCC Part 15, Subpart C Paragraph: 15.247 (a)(2)
Job Number:	R-6689H-3
Customer:	Immedia Semiconductor, LLC.
Test Sample:	Blink Indoor/Outdoor Camera
Model Number:	BCM00401U
Serial Number:	G8T1-GH02-2112-0079
Operating Mode:	Transmitting modulated signal (802.11b) at 2462 MHz
Technician:	M. Seamans
Date(s):	April 11th, 2022
Temp/ Relative Humidity:	20.4 °C / 29.0 %
Notes:	6dB Bandwidth: 9.118 MHz

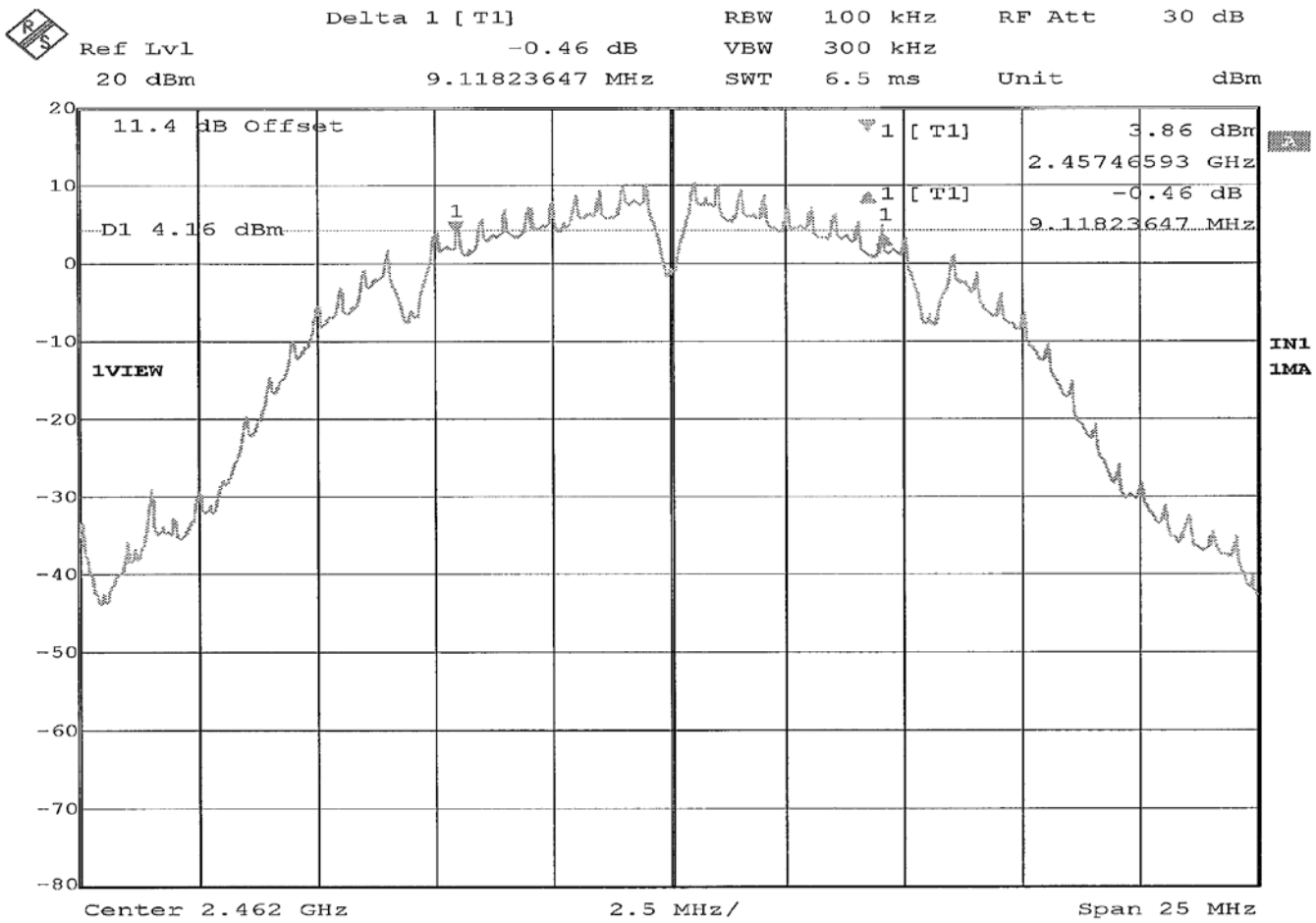

EMISSIONS TEST DATA SHEET	
Method:	**DTS Bandwidth**
Test Specification:	FCC Part 15, Subpart C Paragraph: 15.247 (a)(2)
Job Number:	R-6689H-3
Customer:	Immedia Semiconductor, LLC.
Test Sample:	Blink Indoor/Outdoor Camera
Model Number:	BCM00401U
Serial Number:	G8T1-GH02-2112-0079
Operating Mode:	Transmitting modulated signal (802.11n) at 2412 MHz
Technician:	M. Seamans
Date(s):	April 11th, 2022
Temp/ Relative Humidity:	20.4 °C / 29.0 %
Notes:	6dB Bandwidth: 15.130 MHz

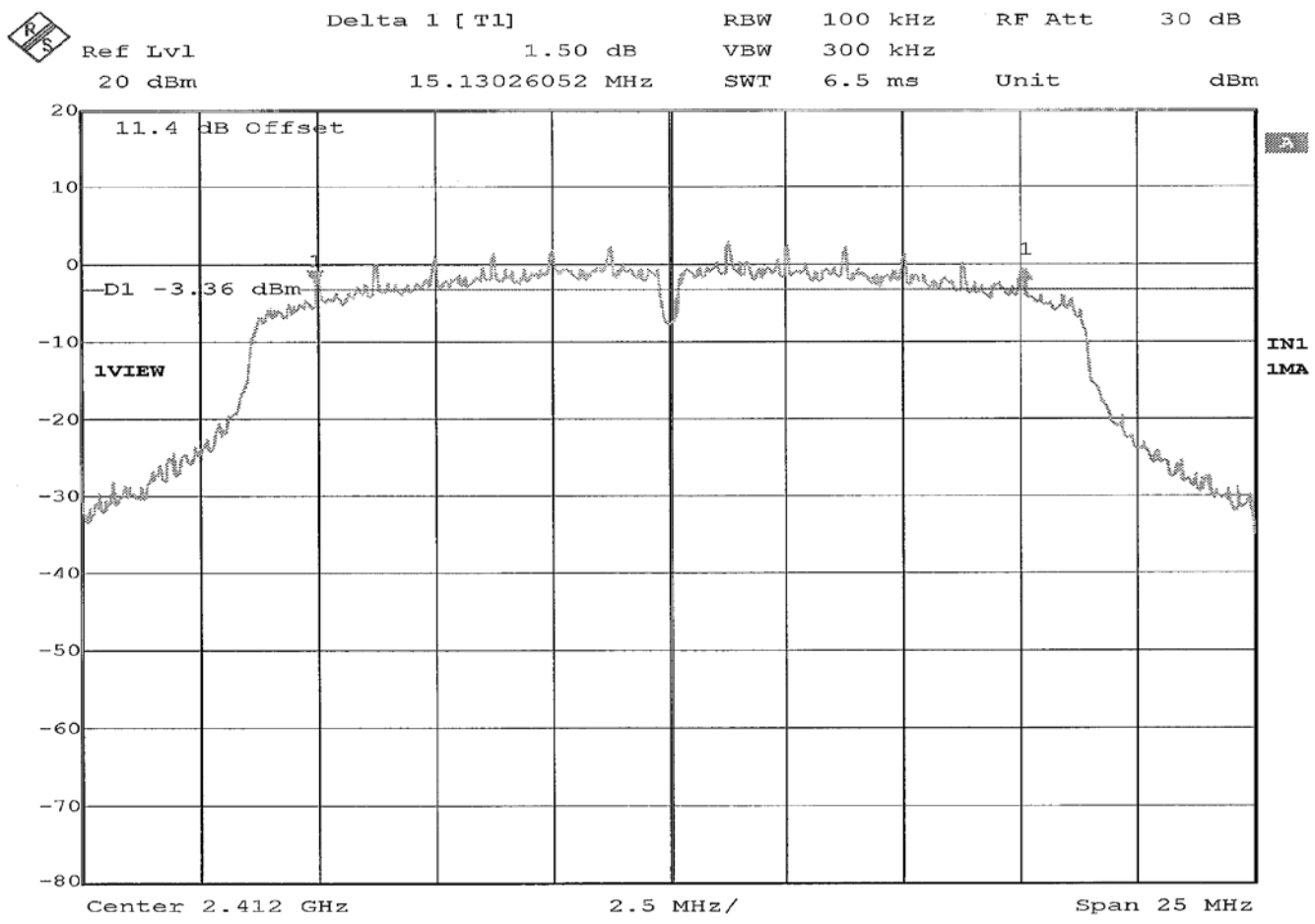

EMISSIONS TEST DATA SHEET	
Method:	**DTS Bandwidth**
Test Specification:	FCC Part 15, Subpart C Paragraph: 15.247 (a)(2)
Job Number:	R-6689H-3
Customer:	Immedia Semiconductor, LLC.
Test Sample:	Blink Indoor/Outdoor Camera
Model Number:	BCM00401U
Serial Number:	G8T1-GH02-2112-0079
Operating Mode:	Transmitting modulated signal (802.11n) at 2437 MHz
Technician:	M. Seamans
Date(s):	April 11th, 2022
Temp/ Relative Humidity:	20.4 °C / 29.0 %
Notes:	6dB Bandwidth: 15.130 MHz

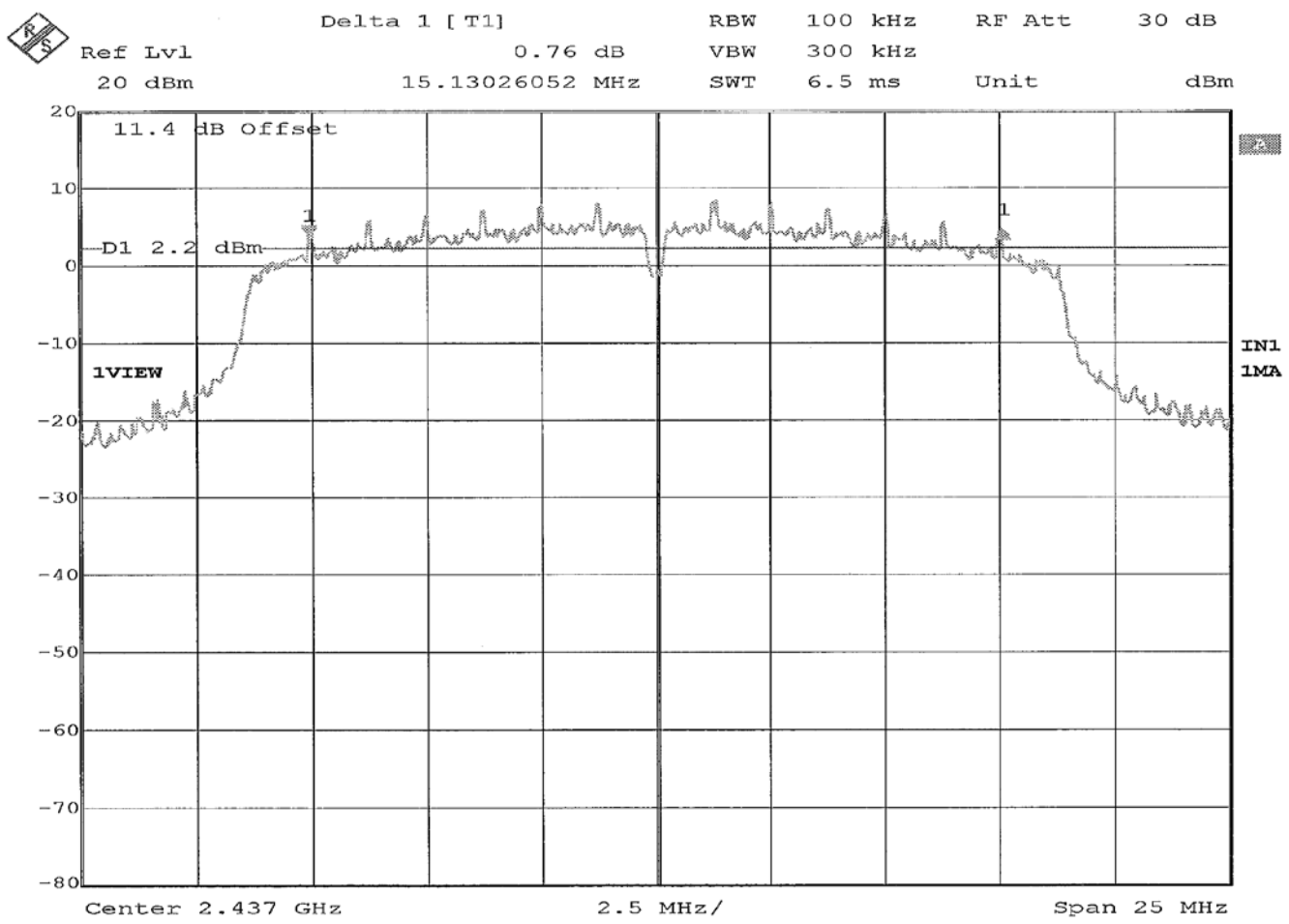

EMISSIONS TEST DATA SHEET	
Method:	**DTS Bandwidth**
Test Specification:	FCC Part 15, Subpart C Paragraph: 15.247 (a)(2)
Job Number:	R-6689H-3
Customer:	Immedia Semiconductor, LLC.
Test Sample:	Blink Indoor/Outdoor Camera
Model Number:	BCM00401U
Serial Number:	G8T1-GH02-2112-0079
Operating Mode:	Transmitting modulated signal (802.11n) at 2462 MHz
Technician:	M. Seamans
Date(s):	April 11th, 2022
Temp/ Relative Humidity:	20.4 °C / 29.0 %
Notes:	6dB Bandwidth: 15.130 MHz

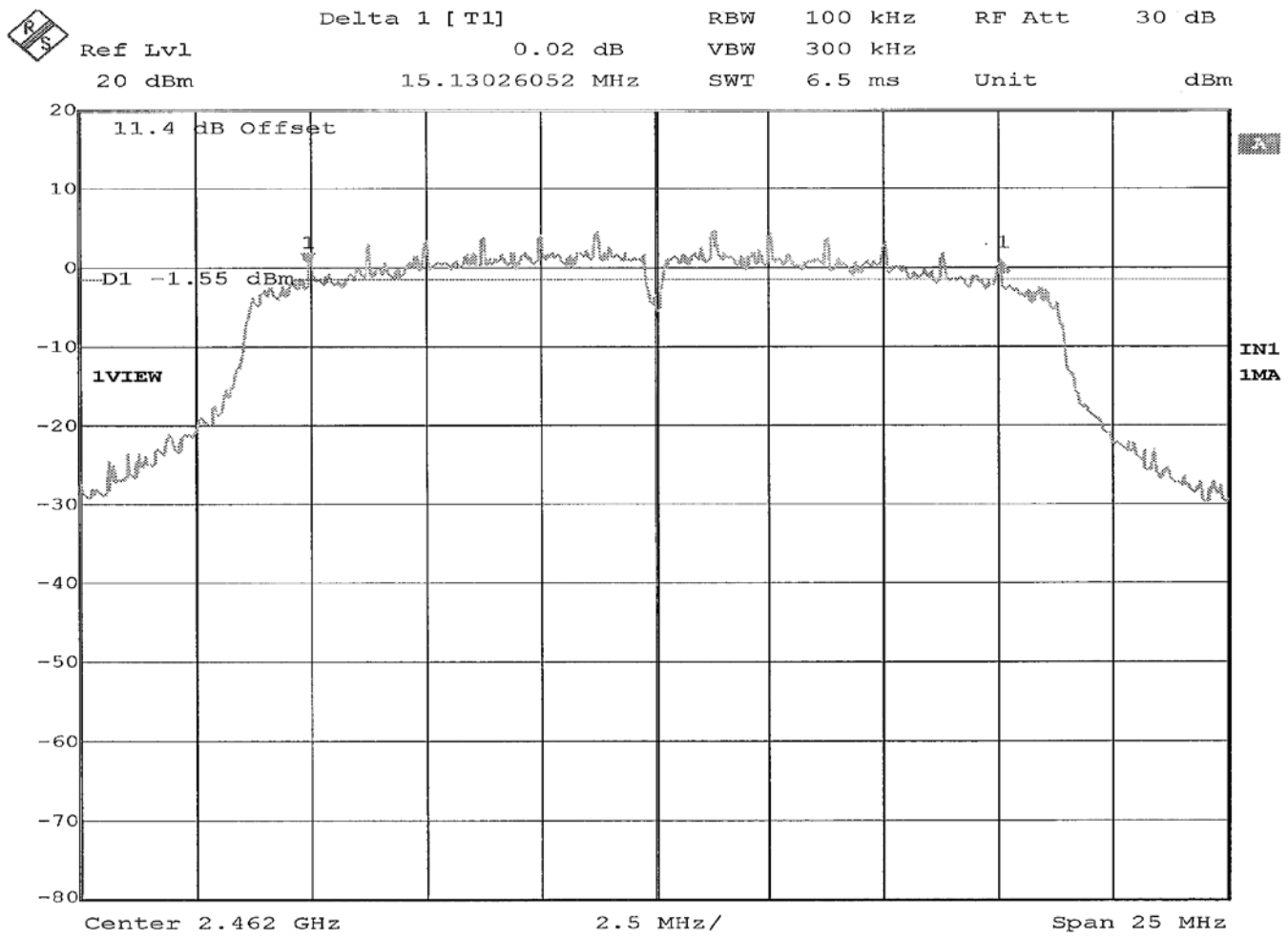

FCC Part 15, Subpart C, Section 15.247(b)(3)
Conducted Emissions, Power Output
Test Data

RETLIF TESTING LABORATORIES

EMISSIONS TEST DATA SHEET

Test Method	**Peak Power Output**
Customer	Immedia Semiconductor, LLC.
Job Number	R-6689H-3
Test Sample	Blink Indoor/Outdoor Camera
Model Number	BCM00401U
Serial Number	G8T1-GH02-2112-0079
Test Specification	FCC Part 15, Subpart C Paragraph 15.247 (b)(3)
Operating Mode	Transmitting modulated signal (802.11g) at 2412 MHz
Technician	M. Seamans
Date	April 11th, 2022

Notes: Measurement method: AVGSA-3

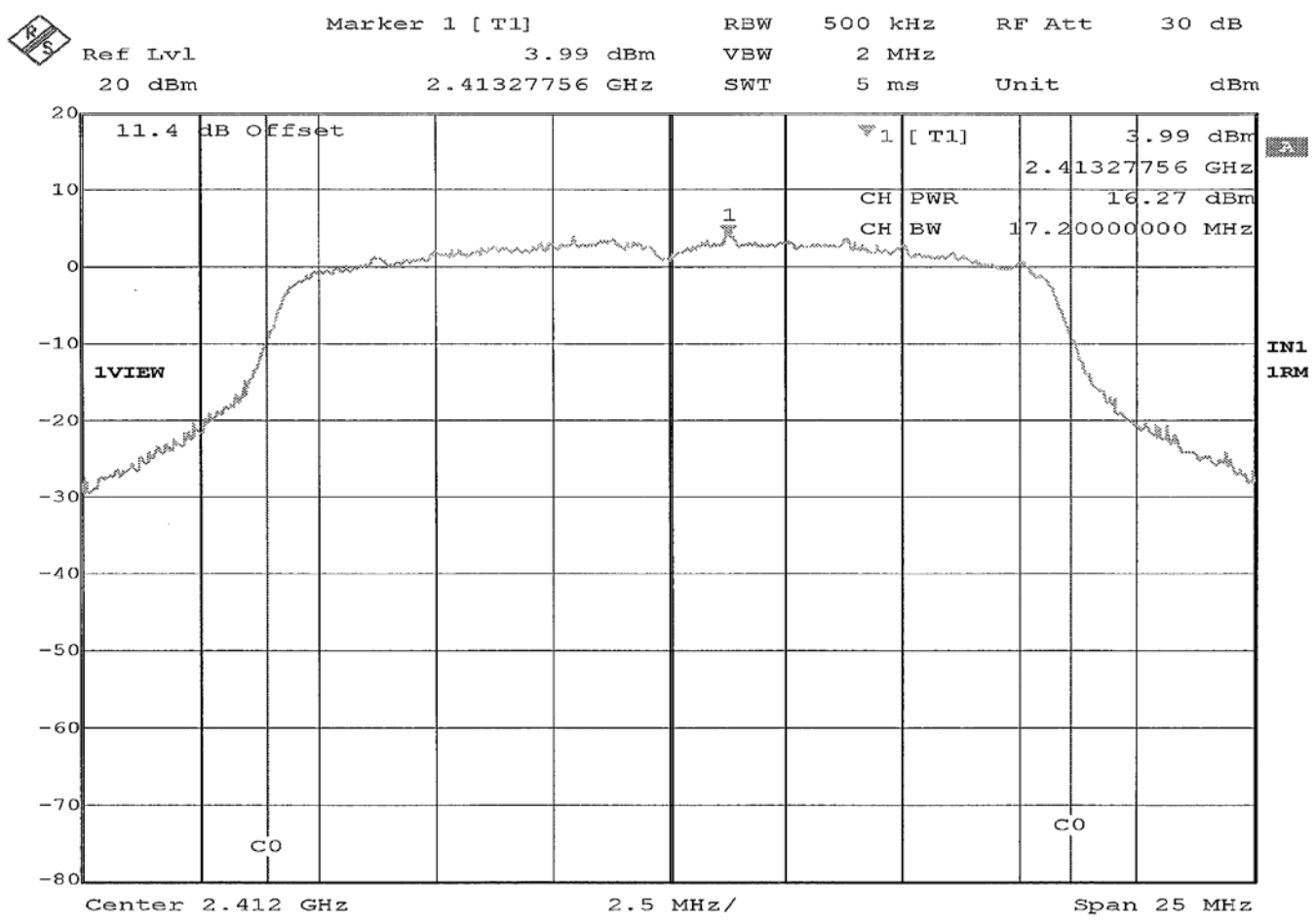

Power Output: 16.27 dBm

RETLIF TESTING LABORATORIES

EMISSIONS TEST DATA SHEET

Test Method	**Peak Power Output**
Customer	Immedia Semiconductor, LLC.
Job Number	R-6689H-3
Test Sample	Blink Indoor/Outdoor Camera
Model Number	BCM00401U
Serial Number	G8T1-GH02-2112-0079
Test Specification	FCC Part 15, Subpart C Paragraph 15.247 (b)(3)
Operating Mode	Transmitting modulated signal (802.11g) at 2437 MHz
Technician	M. Seamans
Date	April 11th, 2022

Notes: Measurement method: AVGSA-3

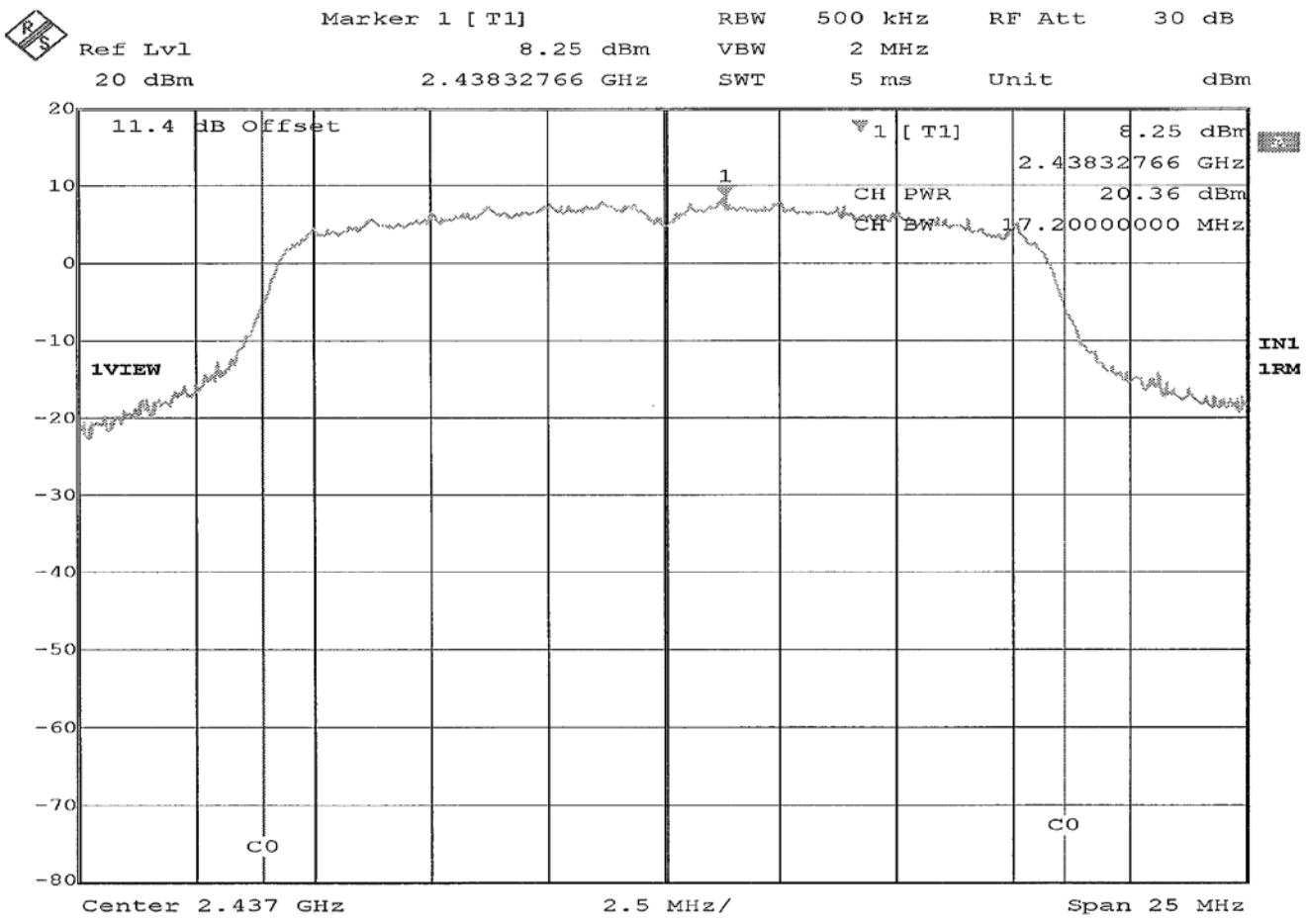

Power Output: 20.36 dBm

RETLIF TESTING LABORATORIES

EMISSIONS TEST DATA SHEET

Test Method	**Peak Power Output**
Customer	Immedia Semiconductor, LLC.
Job Number	R-6689H-3
Test Sample	Blink Indoor/Outdoor Camera
Model Number	BCM00401U
Serial Number	G8T1-GH02-2112-0079
Test Specification	FCC Part 15, Subpart C Paragraph 15.247 (b)(3)
Operating Mode	Transmitting modulated signal (802.11g) at 2462 MHz
Technician	M. Seamans
Date	April 11th, 2022

Notes: Measurement method: AVGSA-3

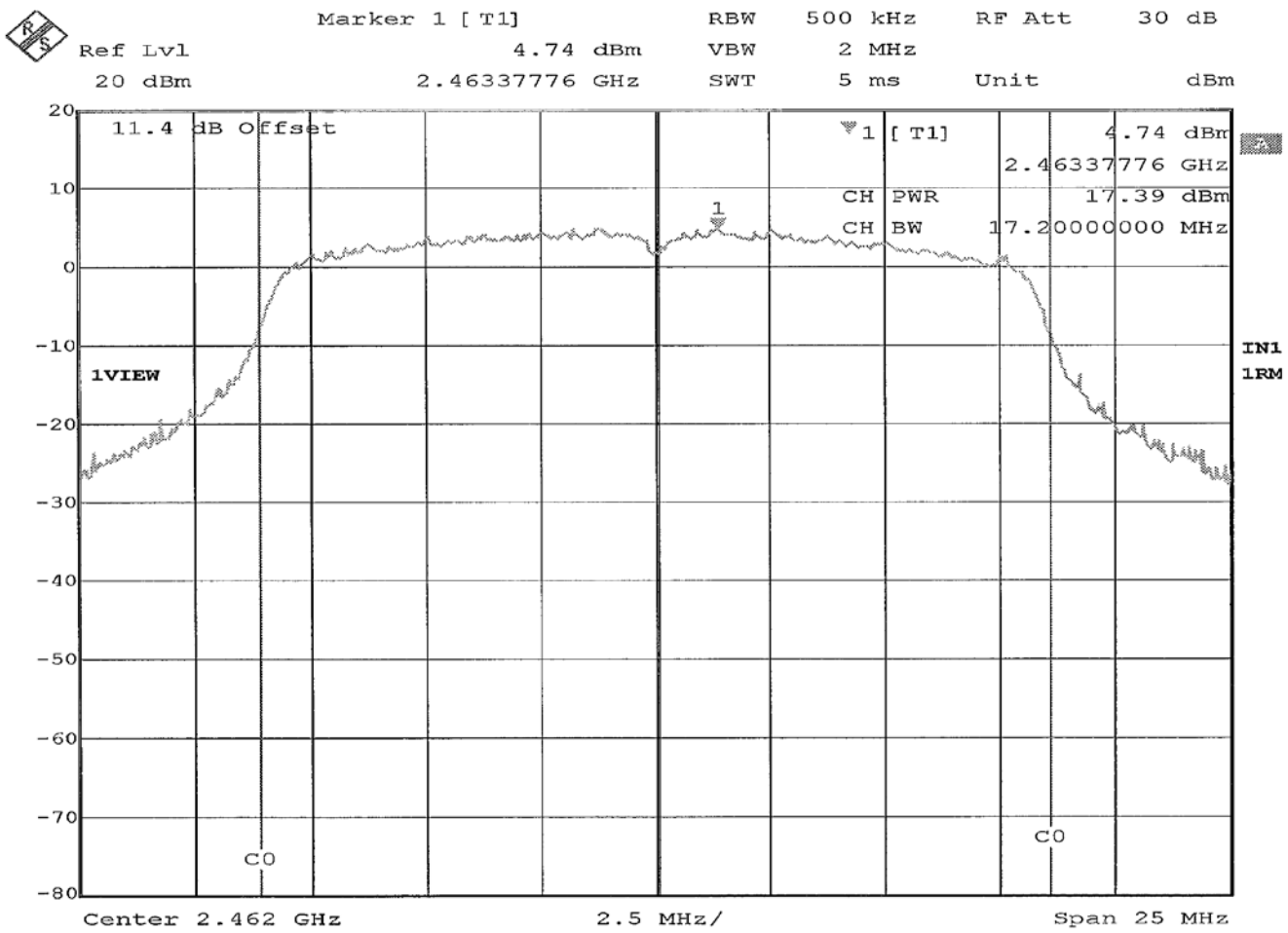

Power Output: 17.39 dBm

RETLIF TESTING LABORATORIES

EMISSIONS TEST DATA SHEET	
Test Method	**Peak Power Output**
Customer	Immedia Semiconductor, LLC.
Job Number	R-6689H-3
Test Sample	Blink Indoor/Outdoor Camera
Model Number	BCM00401U
Serial Number	G8T1-GH02-2112-0079
Test Specification	FCC Part 15, Subpart C Paragraph 15.247 (b)(3)
Operating Mode	Transmitting modulated signal (802.11b) at 2412 MHz
Technician	M. Seamans
Date	April 11th, 2022

Notes: Measurement method: AVGSA-3

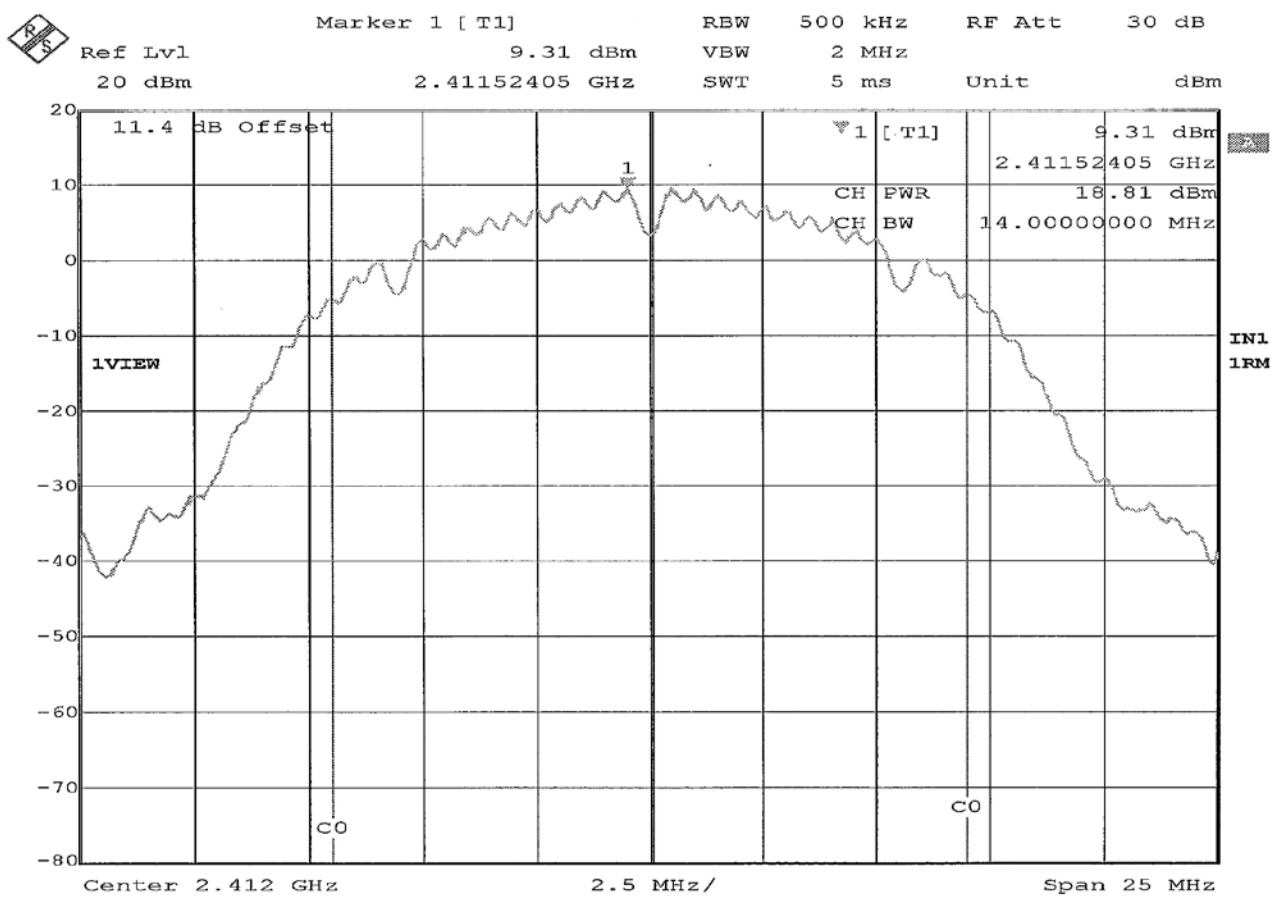

Power Output: 18.81 dBm

RETLIF TESTING LABORATORIES

EMISSIONS TEST DATA SHEET

Test Method	**Peak Power Output**
Customer	Immedia Semiconductor, LLC.
Job Number	R-6689H-3
Test Sample	Blink Indoor/Outdoor Camera
Model Number	BCM00401U
Serial Number	G8T1-GH02-2112-0079
Test Specification	FCC Part 15, Subpart C Paragraph 15.247 (b)(3)
Operating Mode	Transmitting modulated signal (802.11b) at 2437 MHz
Technician	M. Seamans
Date	April 11th, 2022

Notes: Measurement method: AVGSA-3

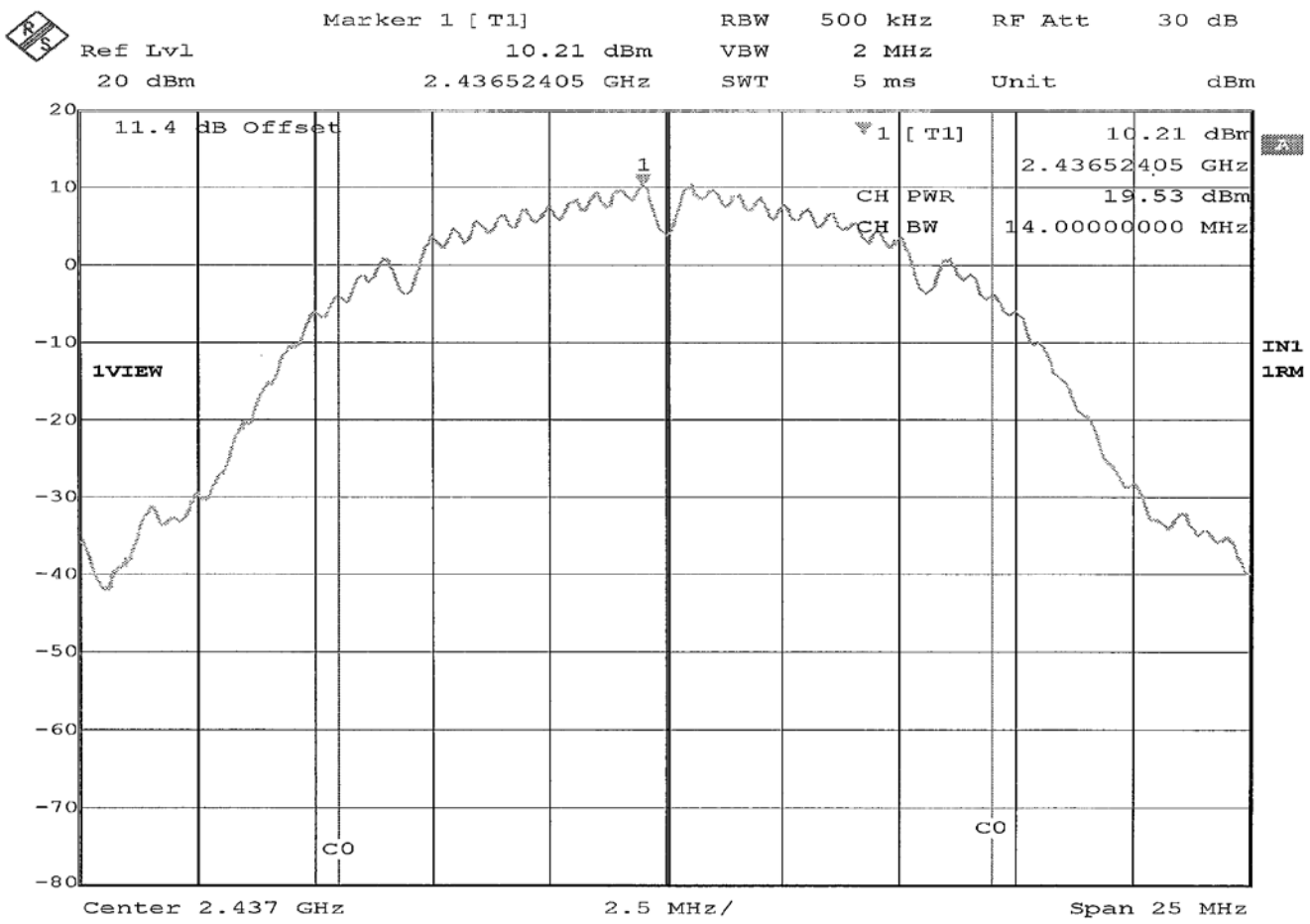

Power Output: 19.53 dBm

RETLIF TESTING LABORATORIES

EMISSIONS TEST DATA SHEET

Test Method	**Peak Power Output**
Customer	Immedia Semiconductor, LLC.
Job Number	R-6689H-3
Test Sample	Blink Indoor/Outdoor Camera
Model Number	BCM00401U
Serial Number	G8T1-GH02-2112-0079
Test Specification	FCC Part 15, Subpart C Paragraph 15.247 (b)(3)
Operating Mode	Transmitting modulated signal (802.11b) at 2462 MHz
Technician	M. Seamans
Date	April 11th, 2022

Notes: Measurement method: AVGSA-3

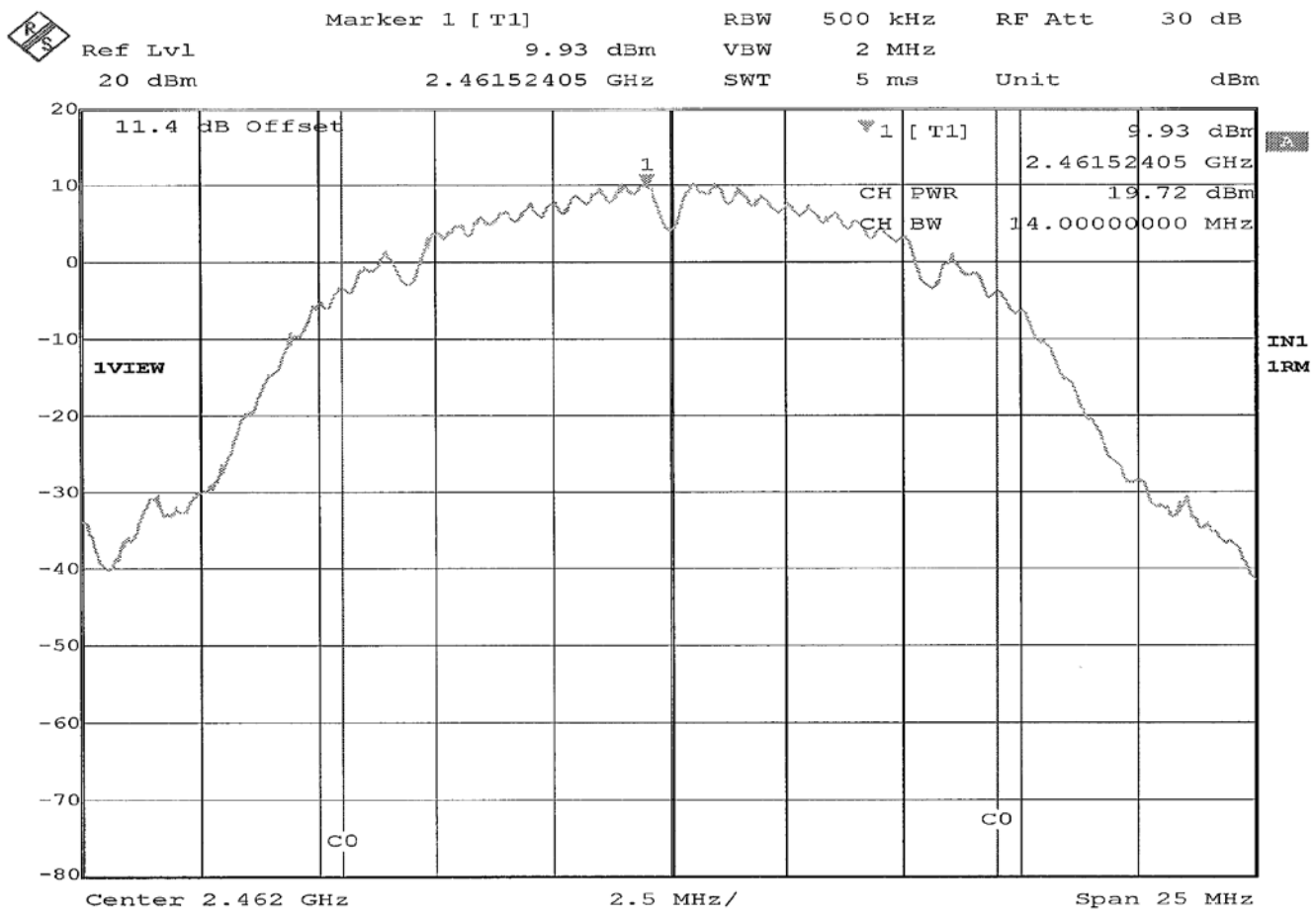

Power Output: 19.72 dBm

RETLIF TESTING LABORATORIES

EMISSIONS TEST DATA SHEET

Test Method	**Peak Power Output**
Customer	Immedia Semiconductor, LLC.
Job Number	R-6689H-3
Test Sample	Blink Indoor/Outdoor Camera
Model Number	BCM00401U
Serial Number	G8T1-GH02-2112-0079
Test Specification	FCC Part 15, Subpart C Paragraph 15.247 (b)(3)
Operating Mode	Transmitting modulated signal (802.11n) at 2412 MHz
Technician	M. Seamans
Date	April 11th, 2022

Notes: Measurement method: AVGSA-3

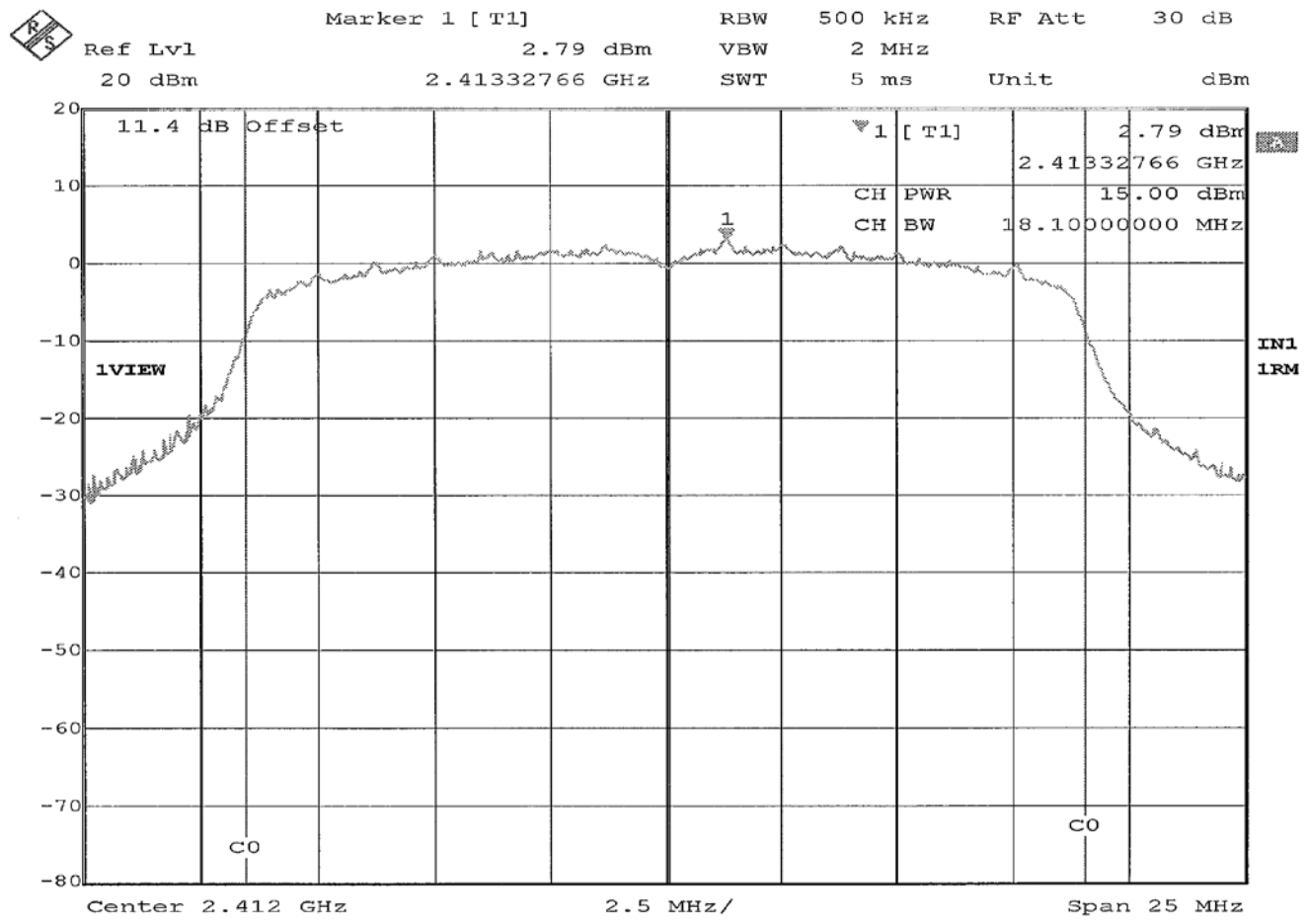

Power Output: 15.00 dBm

RETLIF TESTING LABORATORIES

EMISSIONS TEST DATA SHEET

Test Method	**Peak Power Output**
Customer	Immedia Semiconductor, LLC.
Job Number	R-6689H-3
Test Sample	Blink Indoor/Outdoor Camera
Model Number	BCM00401U
Serial Number	G8T1-GH02-2112-0079
Test Specification	FCC Part 15, Subpart C Paragraph 15.247 (b)(3)
Operating Mode	Transmitting modulated signal (802.11n) at 2437 MHz
Technician	M. Seamans
Date	April 11th, 2022

Notes: Measurement method: AVGSA-3

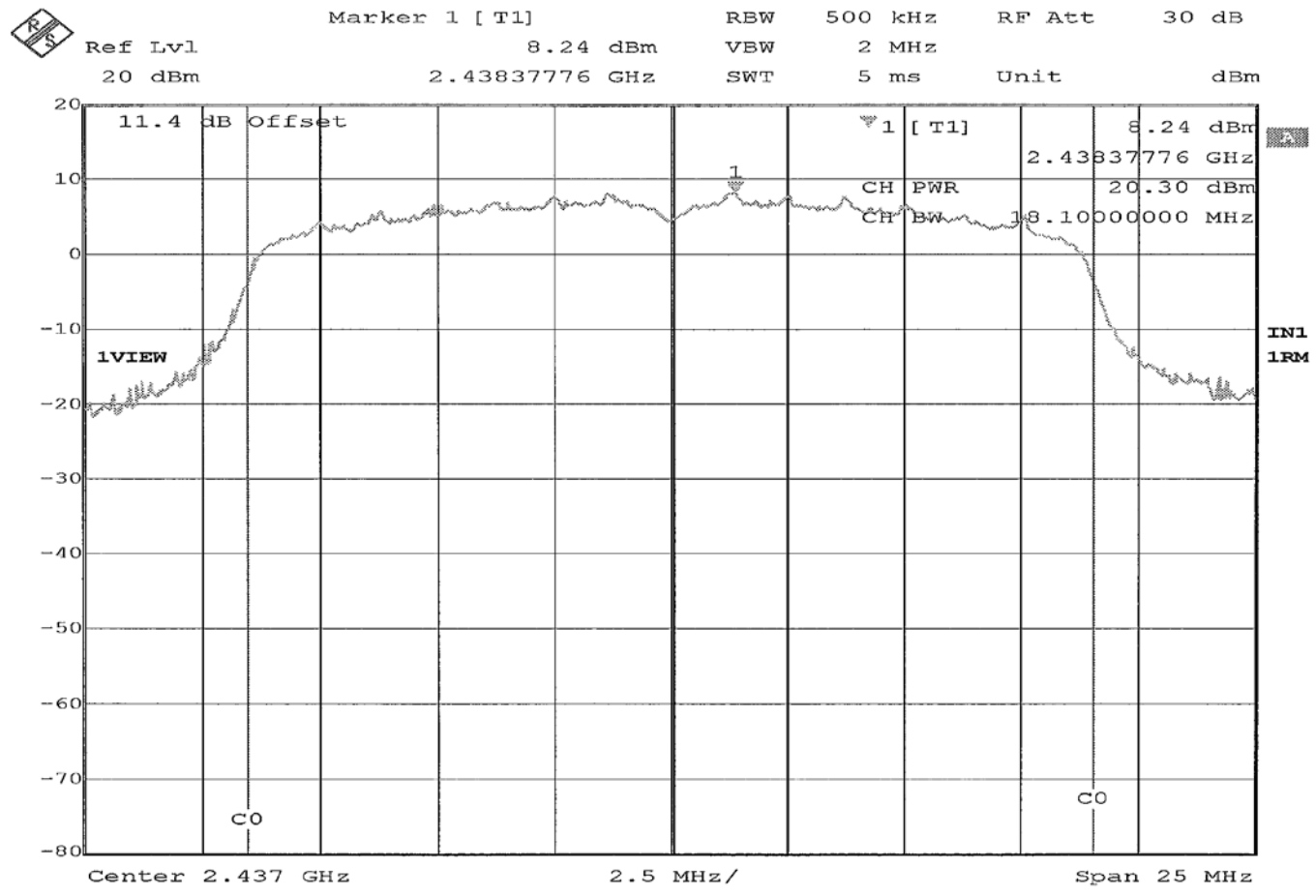

Power Output: 20.30 dBm

RETLIF TESTING LABORATORIES

EMISSIONS TEST DATA SHEET

Test Method	**Peak Power Output**
Customer	Immedia Semiconductor, LLC.
Job Number	R-6689H-3
Test Sample	Blink Indoor/Outdoor Camera
Model Number	BCM00401U
Serial Number	G8T1-GH02-2112-0079
Test Specification	FCC Part 15, Subpart C Paragraph 15.247 (b)(3)
Operating Mode	Transmitting modulated signal (802.11n) at 2462 MHz
Technician	M. Seamans
Date	April 11th, 2022

Notes: Measurement method: AVGSA-3

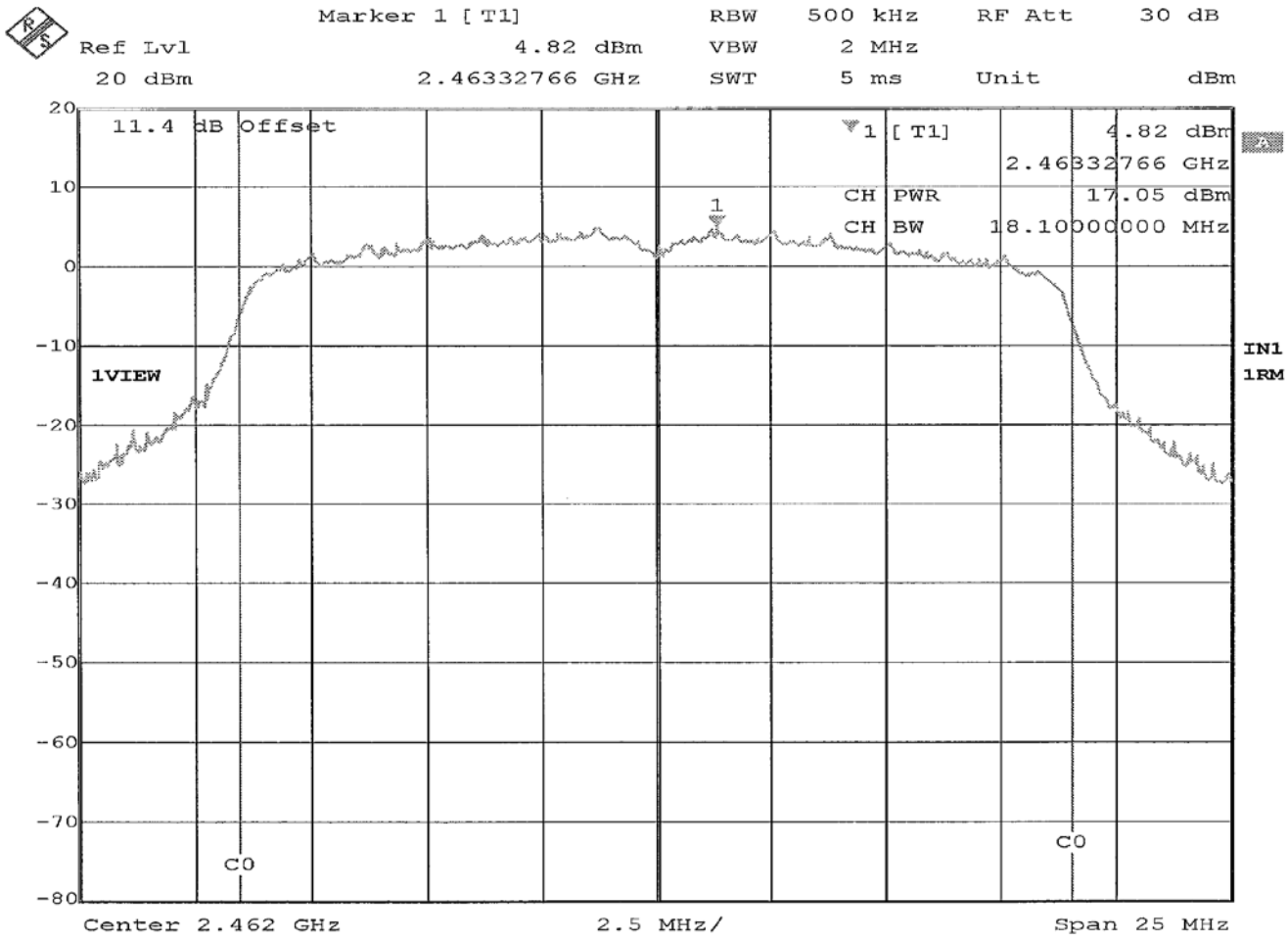

Power Output: 17.05 dBm

FCC Part 15, Subpart C, Section 15.247(d)
Antenna Port, Conducted Emissions
Band Edge Test Data

EMISSIONS TEST DATA SHEET	
Method:	**Band Edge**
Test Specification:	FCC Part 15, Subpart C Paragraph: 15.247 (d)
Job Number:	R-6689H-3
Customer:	Immedia Semiconductor, LLC.
Test Sample:	Blink Indoor/Outdoor Camera
Model Number:	BCM00401U
Serial Number:	G8T1-GH02-2112-0079
Operating Mode:	Transmitting modulated signal (802.11g) at 2412 MHz
Technician:	M. Seamans
Date(s):	April 11th, 2022
Temp/ Relative Humidity:	20.4 °C / 29.0 %
Notes:	Peak Detector, Reading: -31.82 dBm Limit: -21.88 dBm

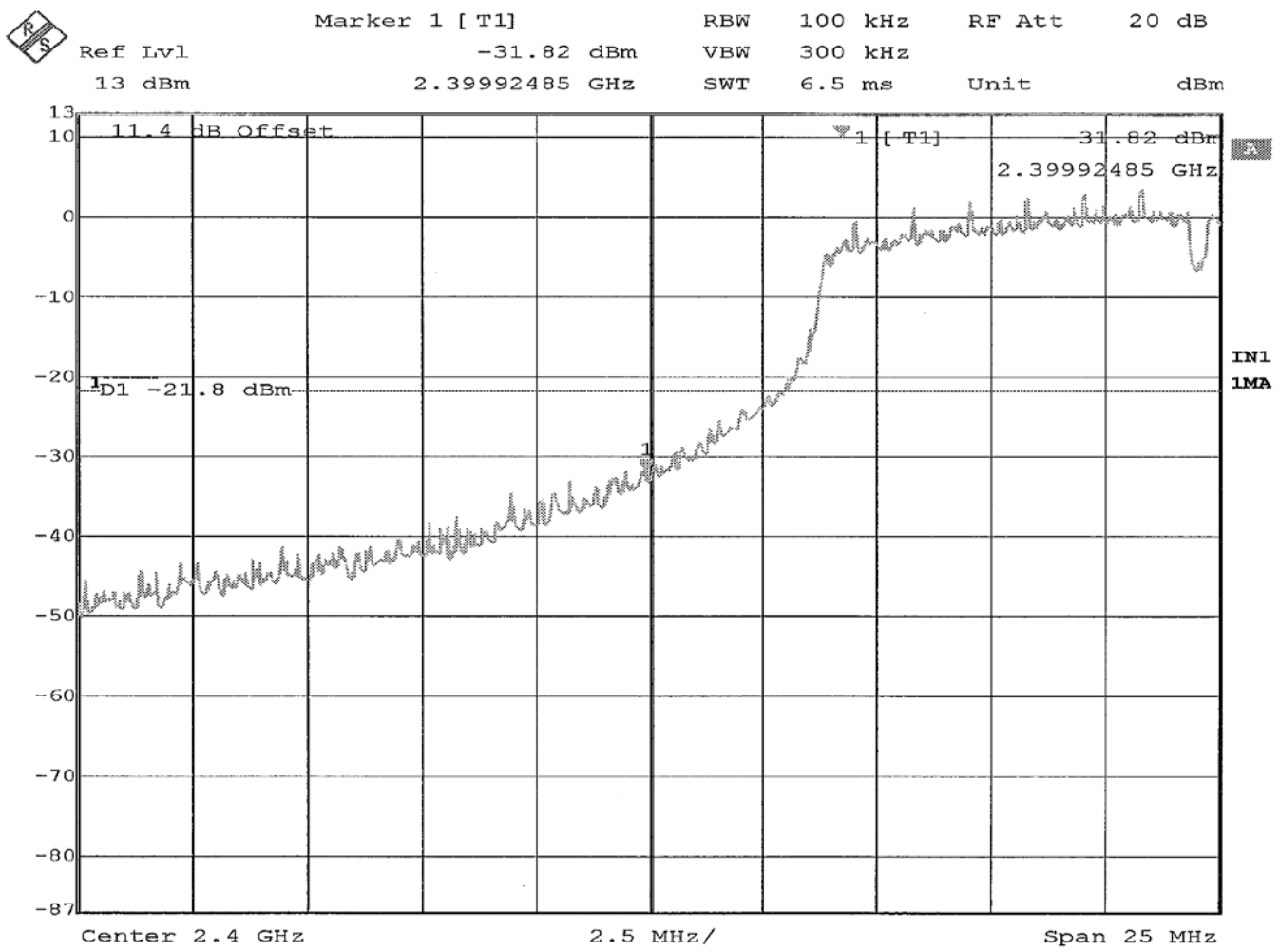

Band Edge Low

EMISSIONS TEST DATA SHEET	
Method:	**Band Edge**
Test Specification:	FCC Part 15, Subpart C Paragraph: 15.247 (d)
Job Number:	R-6689H-3
Customer:	Immedia Semiconductor, LLC.
Test Sample:	Blink Indoor/Outdoor Camera
Model Number:	BCM00401U
Serial Number:	G8T1-GH02-2112-0079
Operating Mode:	Transmitting modulated signal (802.11g) at 2462 MHz
Technician:	M. Seamans
Date(s):	April 11th, 2022
Temp/ Relative Humidity:	20.4 °C / 29.0 %
Notes:	CH Power, Reading: -48.79 dBm Limit: -21.88 dBm

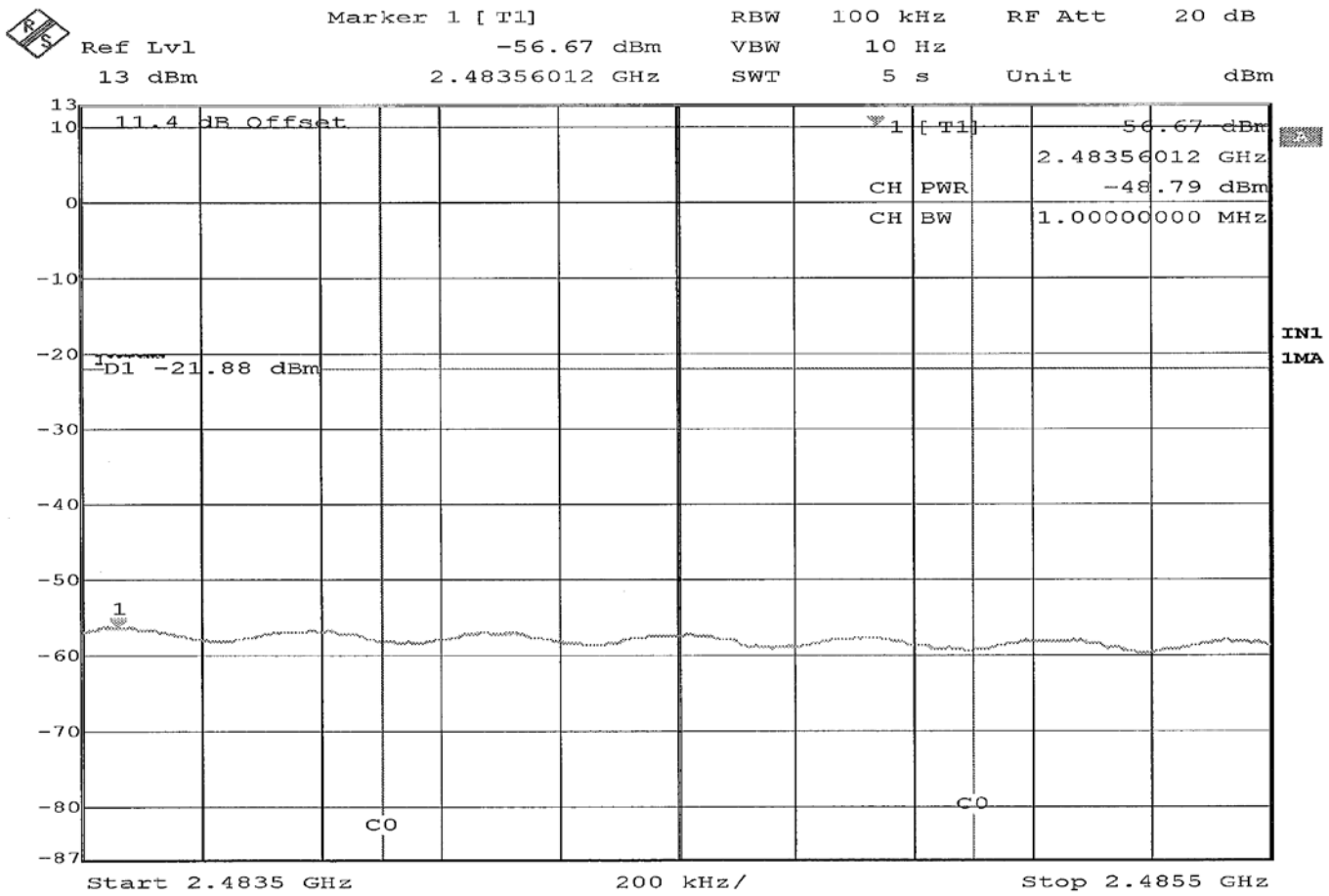

Band Edge High

EMISSIONS TEST DATA SHEET	
Method:	**Band Edge**
Test Specification:	FCC Part 15, Subpart C Paragraph: 15.247 (d)
Job Number:	R-6689H-3
Customer:	Immedia Semiconductor, LLC.
Test Sample:	Blink Indoor/Outdoor Camera
Model Number:	BCM00401U
Serial Number:	G8T1-GH02-2112-0079
Operating Mode:	Transmitting modulated signal (802.11b) at 2412 MHz
Technician:	M. Seamans
Date(s):	April 11th, 2022
Temp/ Relative Humidity:	20.4 °C / 29.0 %
Notes:	Peak Detector, Reading: -35.46 dBm Limit: -19.84 dBm

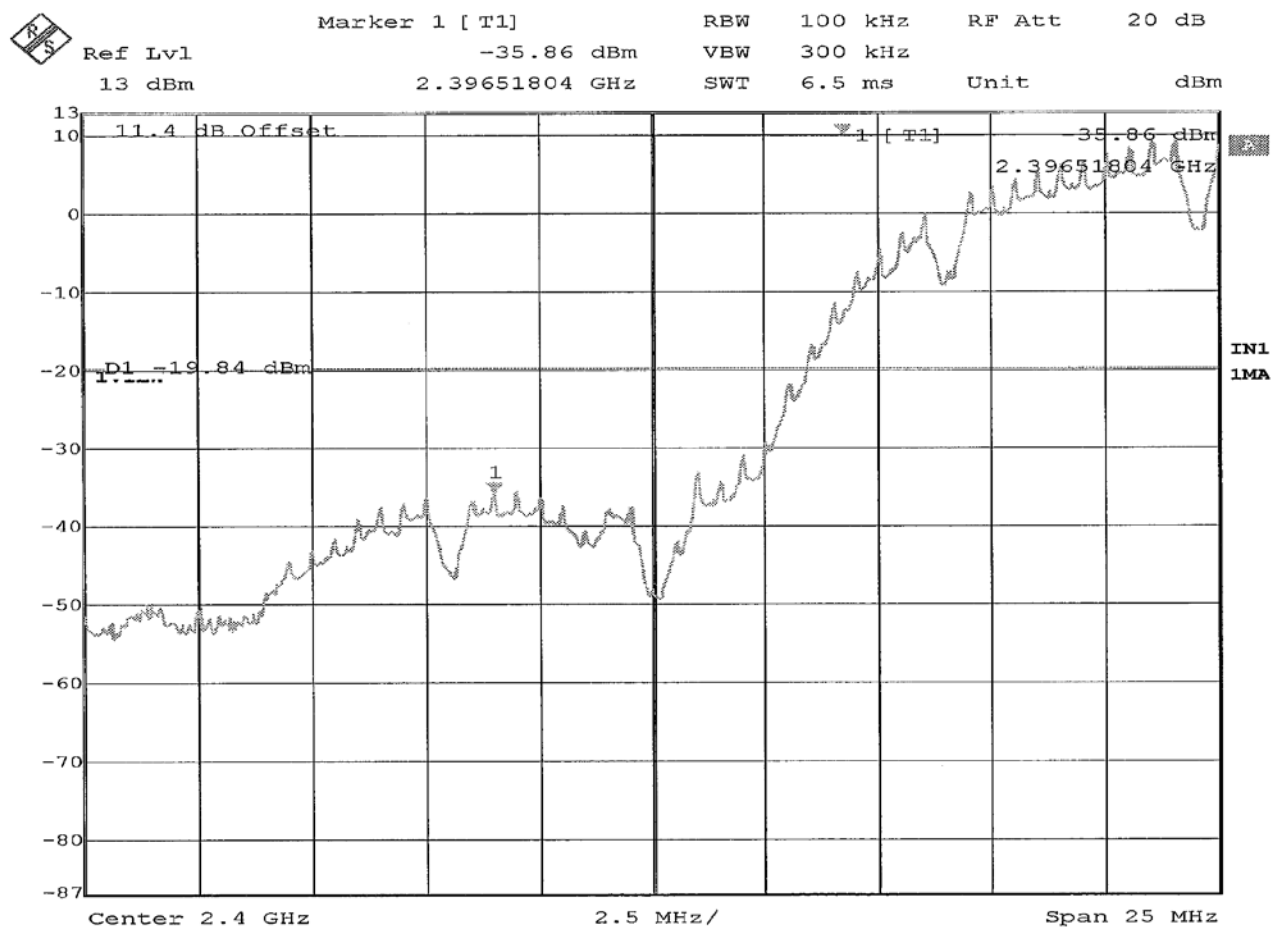

Band Edge Low

EMISSIONS TEST DATA SHEET	
Method:	**Band Edge**
Test Specification:	FCC Part 15, Subpart C Paragraph: 15.247 (d)
Job Number:	R-6689H-3
Customer:	Immedia Semiconductor, LLC.
Test Sample:	Blink Indoor/Outdoor Camera
Model Number:	BCM00401U
Serial Number:	G8T1-GH02-2112-0079
Operating Mode:	Transmitting modulated signal (802.11b) at 2462 MHz
Technician:	M. Seamans
Date(s):	April 11th, 2022
Temp/ Relative Humidity:	20.4 °C / 29.0 %
Notes:	CH Power, Reading: -56.63 dBm Limit: -19.84 dBm

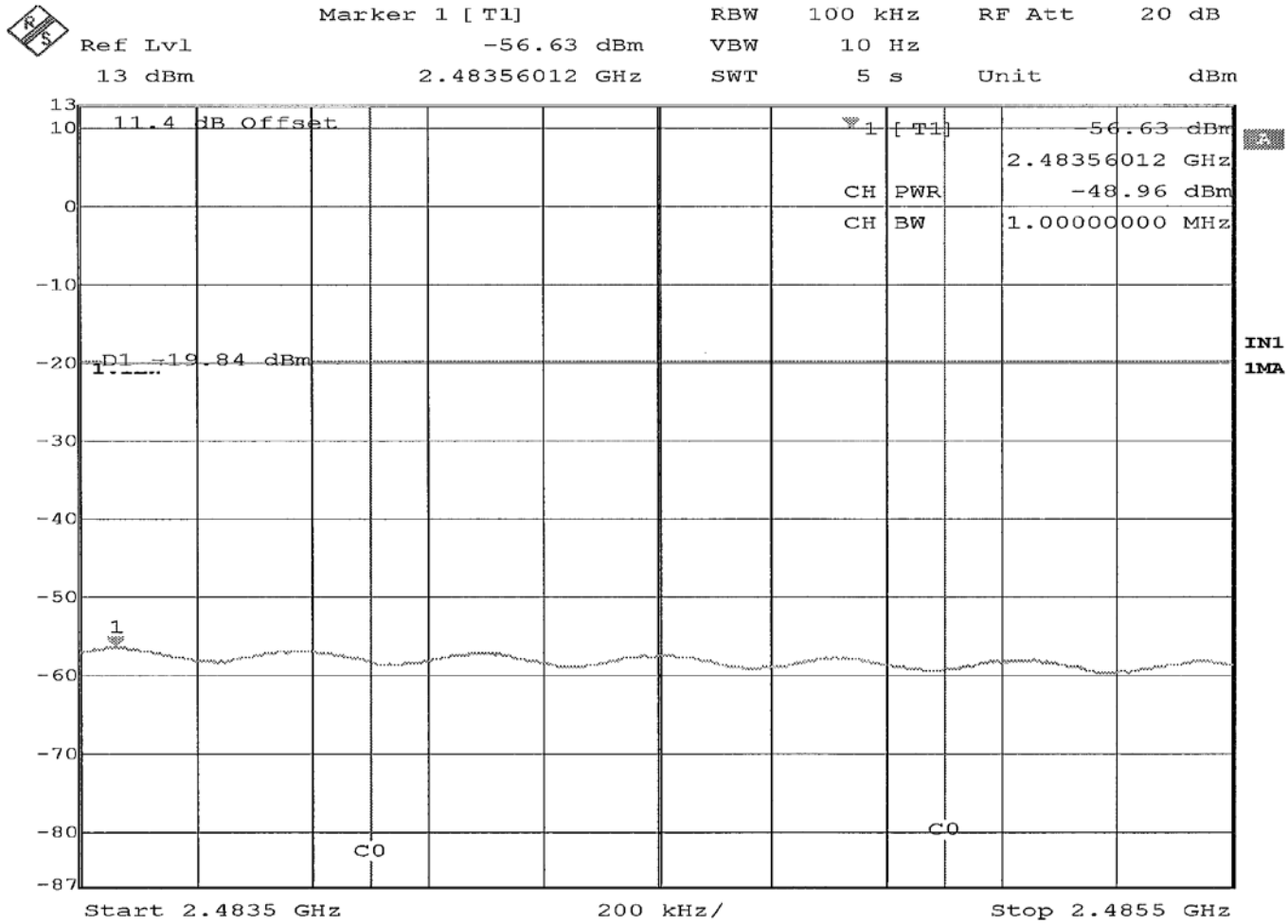

Band Edge High

EMISSIONS TEST DATA SHEET	
Method:	**Band Edge**
Test Specification:	FCC Part 15, Subpart C Paragraph: 15.247 (d)
Job Number:	R-6689H-3
Customer:	Immedia Semiconductor, LLC.
Test Sample:	Blink Indoor/Outdoor Camera
Model Number:	BCM00401U
Serial Number:	G8T1-GH02-2112-0079
Operating Mode:	Transmitting modulated signal (802.11n) at 2412 MHz
Technician:	M. Seamans
Date(s):	April 11th, 2022
Temp/ Relative Humidity:	20.4 °C / 29.0 %
Notes:	Peak Detector, Reading: -31.42 dBm Limit: -21.80 dBm

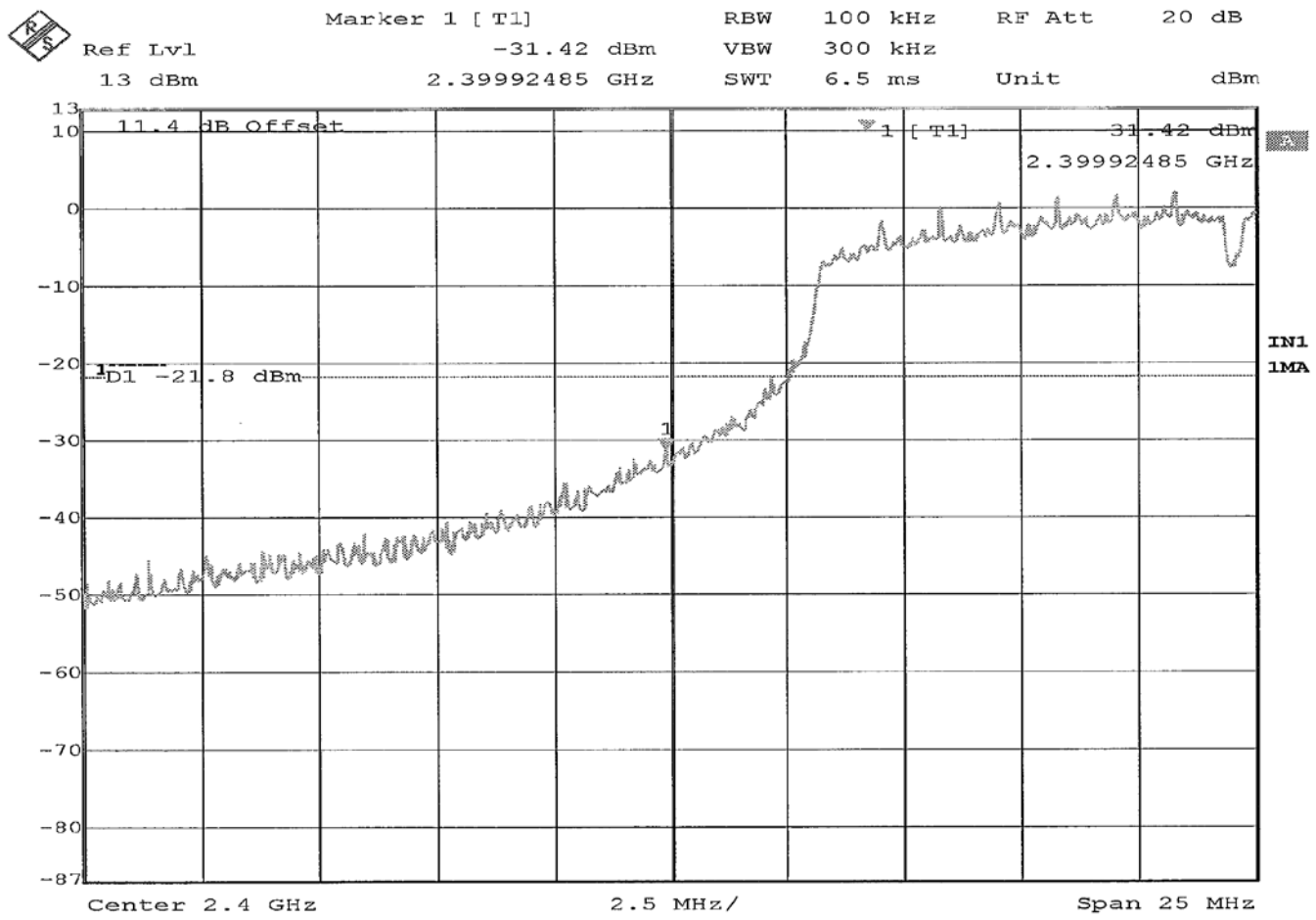

Band Edge Low

EMISSIONS TEST DATA SHEET	
Method:	**Band Edge**
Test Specification:	FCC Part 15, Subpart C Paragraph: 15.247 (d)
Job Number:	R-6689H-3
Customer:	Immedia Semiconductor, LLC.
Test Sample:	Blink Indoor/Outdoor Camera
Model Number:	BCM00401U
Serial Number:	G8T1-GH02-2112-0079
Operating Mode:	Transmitting modulated signal (802.11n) at 2462 MHz
Technician:	M. Seamans
Date(s):	April 11th, 2022
Temp/ Relative Humidity:	20.4 °C / 29.0 %
Notes:	Peak Detector, Reading: -56.86 dBm Limit: -21.80 dBm

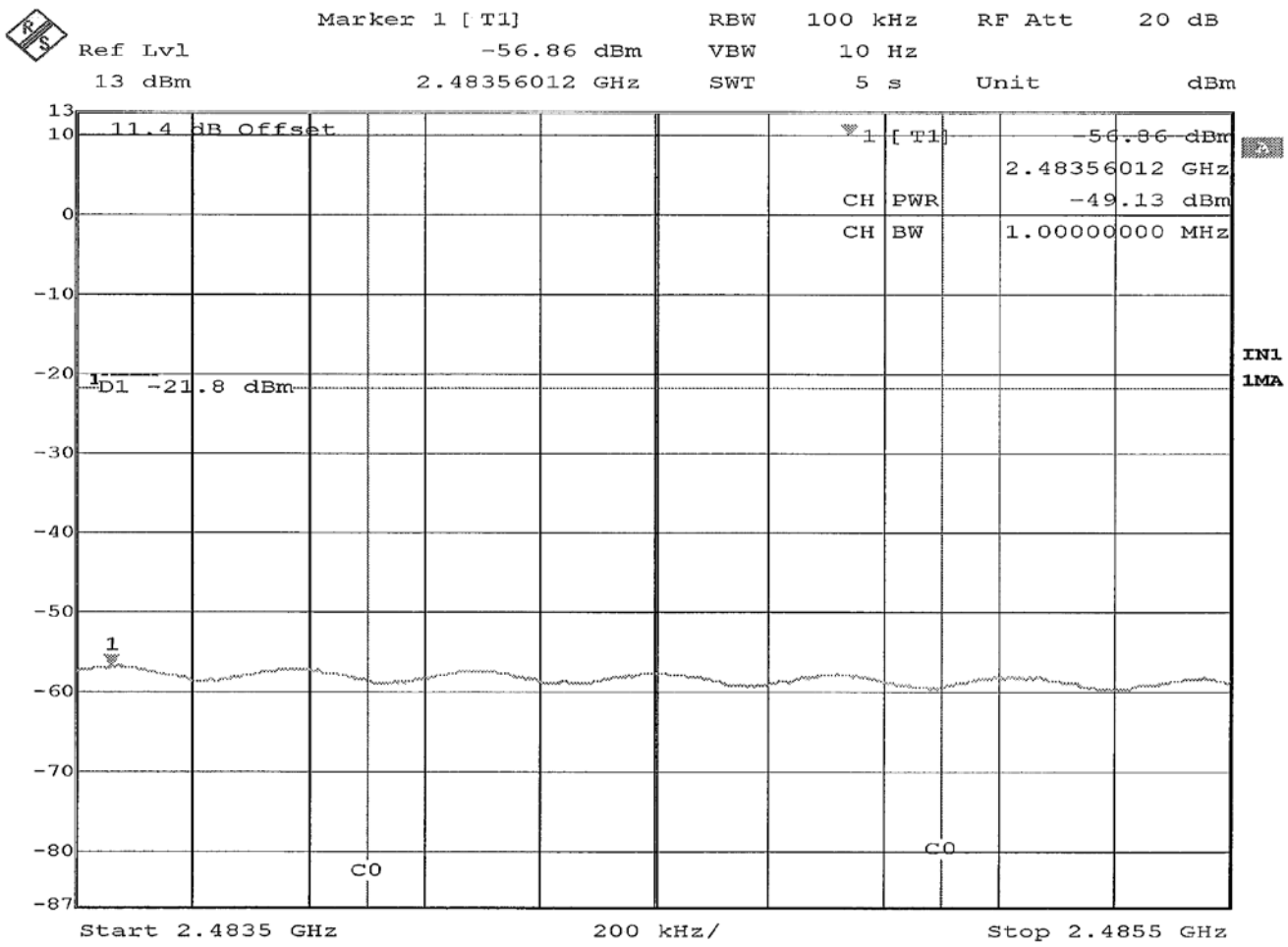

Band Edge High

FCC Part 15, Subpart C, Section 15.247(d)
Antenna Port Conducted Emissions
Out of Band Test Data

EMISSIONS TEST DATA SHEET	
Method:	**Conducted Out of Band**
Test Specification:	FCC Part 15, Subpart C Paragraph: 15.247 (d)
Job Number:	R-6689H-3
Customer:	Immedia Semiconductor, LLC.
Test Sample:	Blink Indoor/Outdoor Camera
Model Number:	BCM00401U
Serial Number:	G8T1-GH02-2112-0079
Operating Mode:	Transmitting modulated signal (802.11g) at 2412 MHz
Technician:	M. Seamans
Date(s):	April 11th, 2022
Temp/ Relative Humidity:	20.4 °C / 29.0 %
Notes:	Limit: -21.88 dBm

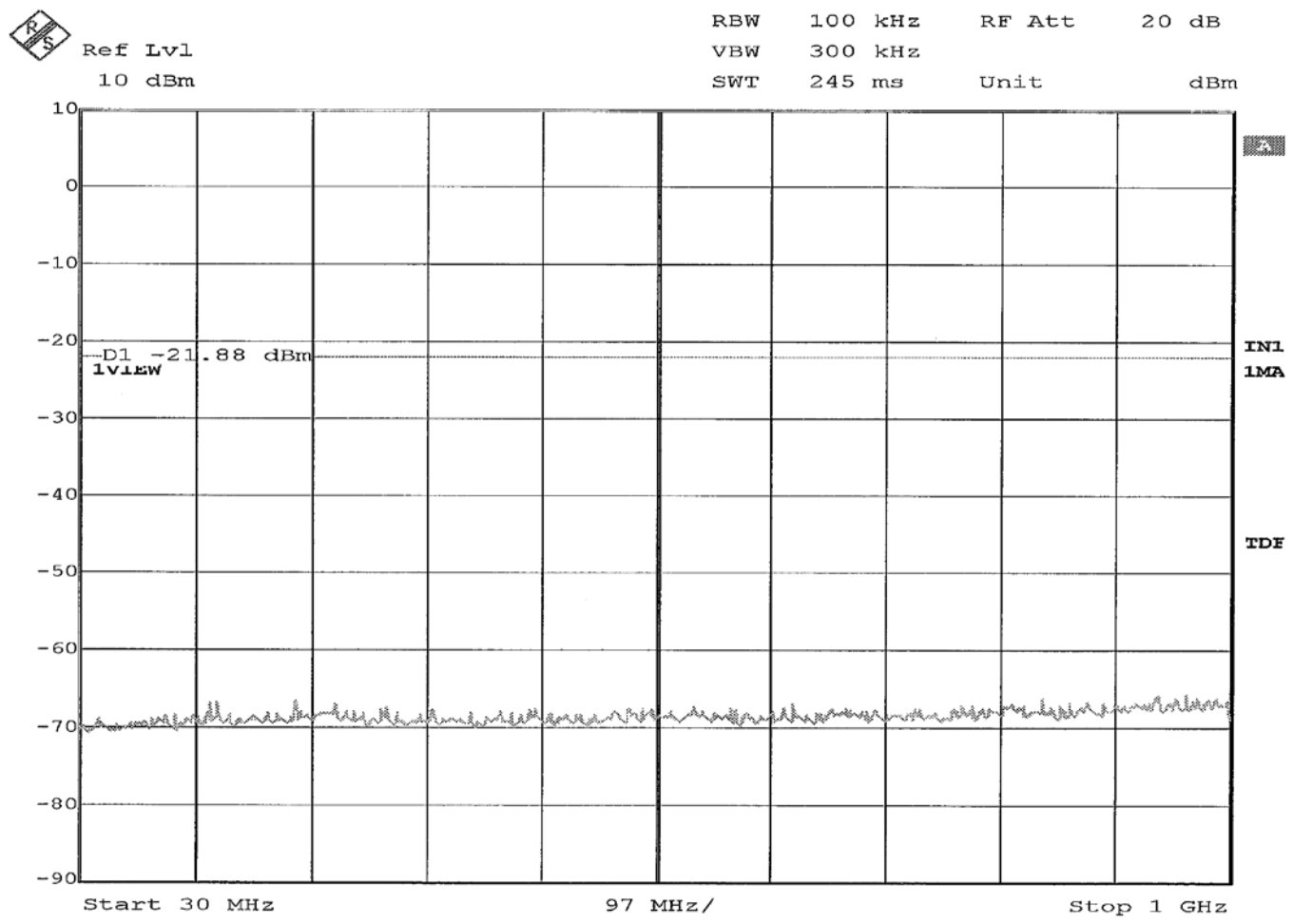

30MHz to 1GHz

EMISSIONS TEST DATA SHEET	
Method:	**Conducted Out of Band**
Test Specification:	FCC Part 15, Subpart C Paragraph: 15.247 (d)
Job Number:	R-6689H-3
Customer:	Immedia Semiconductor, LLC.
Test Sample:	Blink Indoor/Outdoor Camera
Model Number:	BCM00401U
Serial Number:	G8T1-GH02-2112-0079
Operating Mode:	Transmitting modulated signal (802.11g) at 2412 MHz
Technician:	M. Seamans
Date(s):	April 11th, 2022
Temp/ Relative Humidity:	20.4 °C / 29.0 %
Notes:	Limit: -21.88 dBm

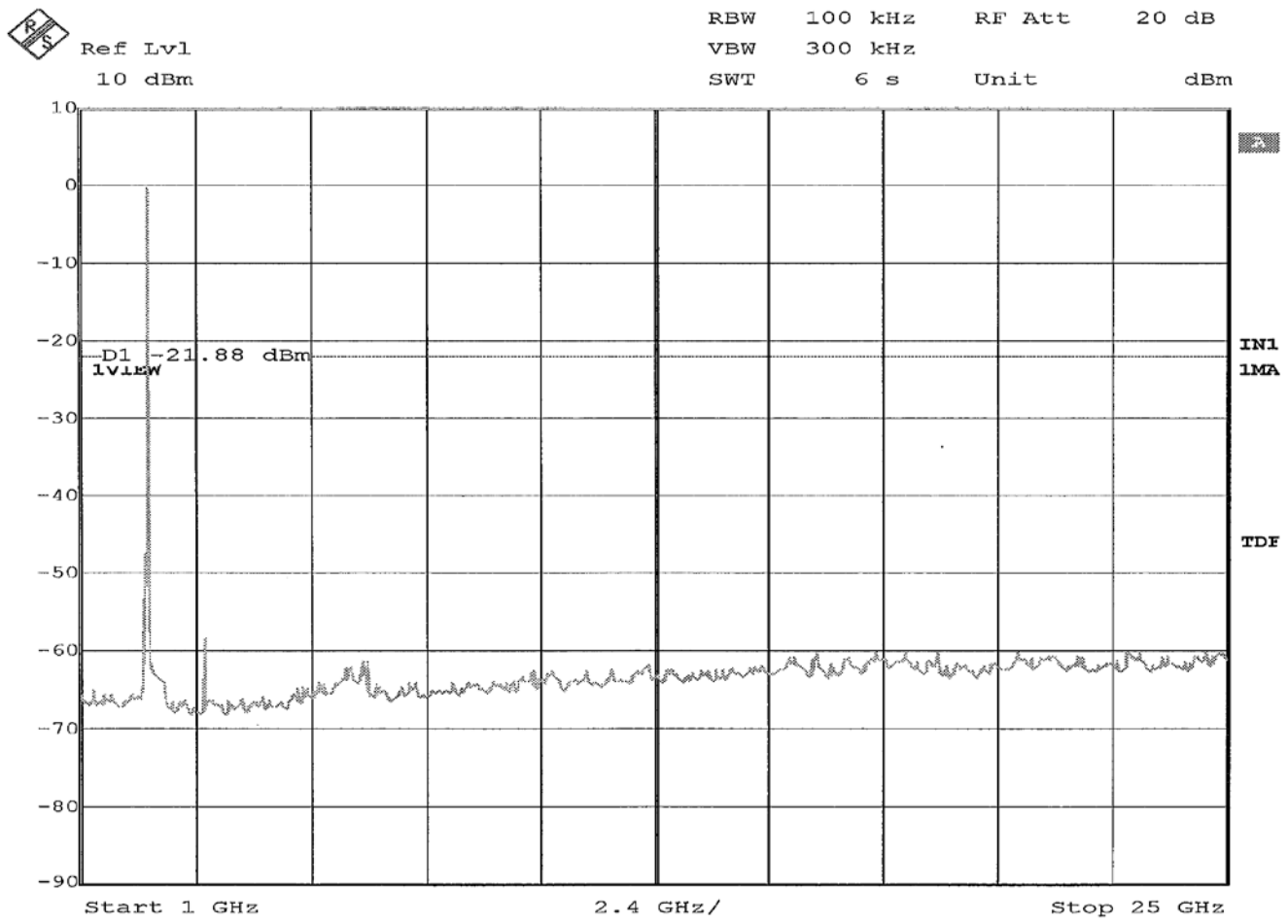

1GHz to 25GHz

EMISSIONS TEST DATA SHEET	
Method:	**Conducted Out of Band**
Test Specification:	FCC Part 15, Subpart C Paragraph: 15.247 (d)
Job Number:	R-6689H-3
Customer:	Immedia Semiconductor, LLC.
Test Sample:	Blink Indoor/Outdoor Camera
Model Number:	BCM00401U
Serial Number:	G8T1-GH02-2112-0079
Operating Mode:	Transmitting modulated signal (802.11g) at 2437 MHz
Technician:	M. Seamans
Date(s):	April 11th, 2022
Temp/ Relative Humidity:	20.4 °C / 29.0 %
Notes:	Limit: -21.88 dBm

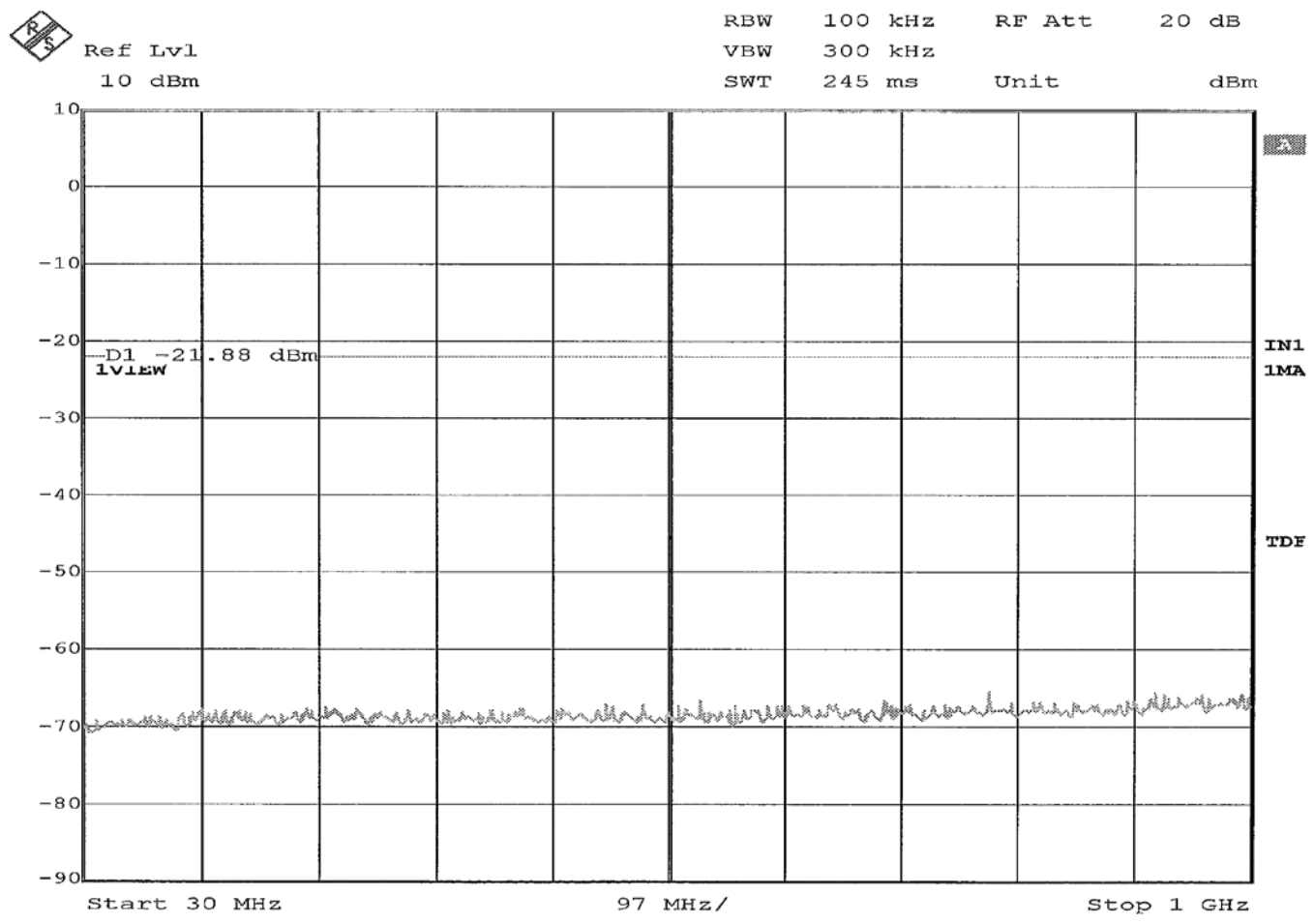

30MHz to 1GHz

EMISSIONS TEST DATA SHEET	
Method:	**Conducted Out of Band**
Test Specification:	FCC Part 15, Subpart C Paragraph: 15.247 (d)
Job Number:	R-6689H-3
Customer:	Immedia Semiconductor, LLC.
Test Sample:	Blink Indoor/Outdoor Camera
Model Number:	BCM00401U
Serial Number:	G8T1-GH02-2112-0079
Operating Mode:	Transmitting modulated signal (802.11g) at 2437 MHz
Technician:	M. Seamans
Date(s):	April 11th, 2022
Temp/ Relative Humidity:	20.4 °C / 29.0 %
Notes:	Limit: -21.88 dBm

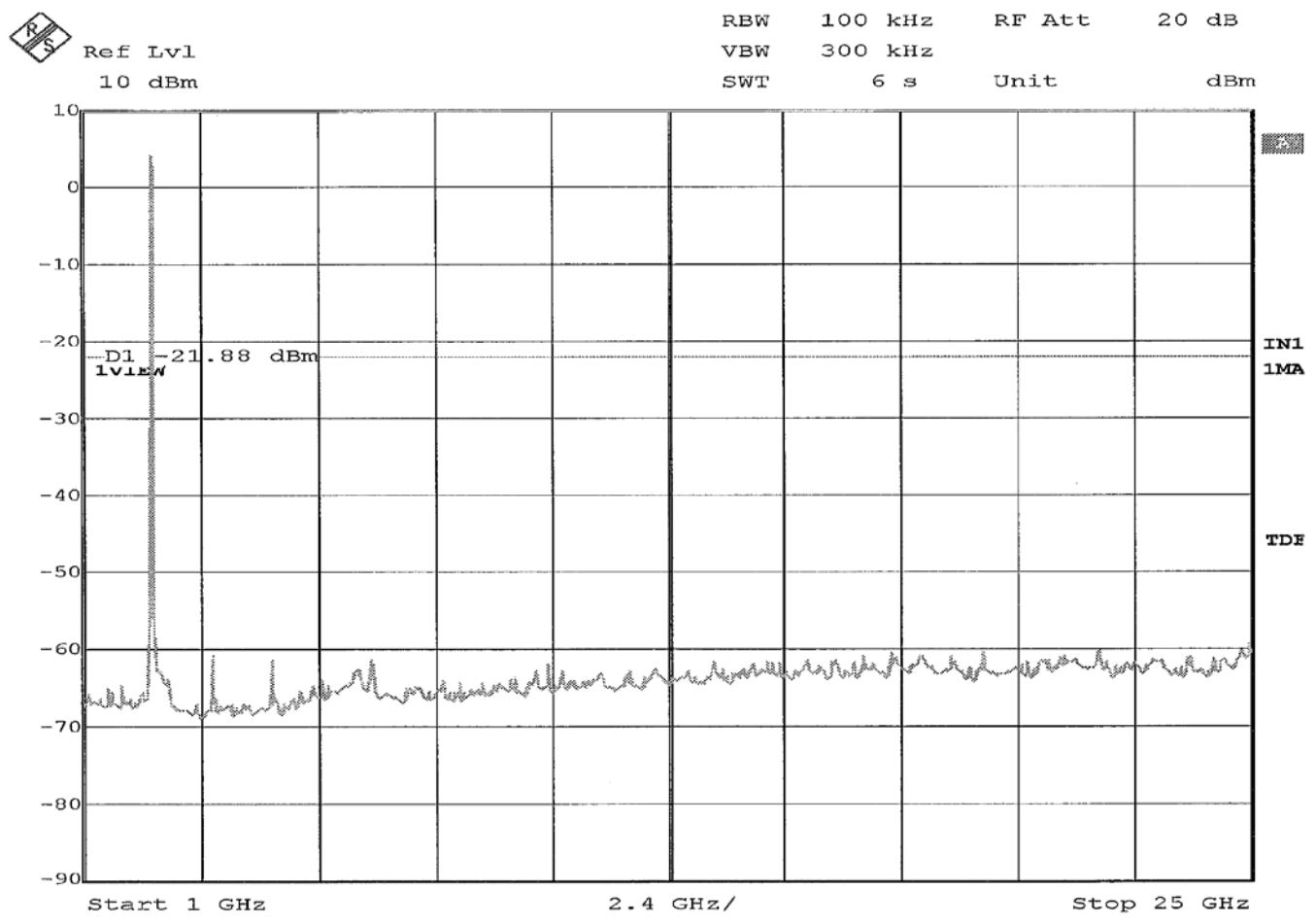

1GHz to 25GHz

EMISSIONS TEST DATA SHEET	
Method:	**Conducted Out of Band**
Test Specification:	FCC Part 15, Subpart C Paragraph: 15.247 (d)
Job Number:	R-6689H-3
Customer:	Immedia Semiconductor, LLC.
Test Sample:	Blink Indoor/Outdoor Camera
Model Number:	BCM00401U
Serial Number:	G8T1-GH02-2112-0079
Operating Mode:	Transmitting modulated signal (802.11g) at 2462 MHz
Technician:	M. Seamans
Date(s):	April 11th, 2022
Temp/ Relative Humidity:	20.4 °C / 29.0 %
Notes:	Limit: -21.88 dBm

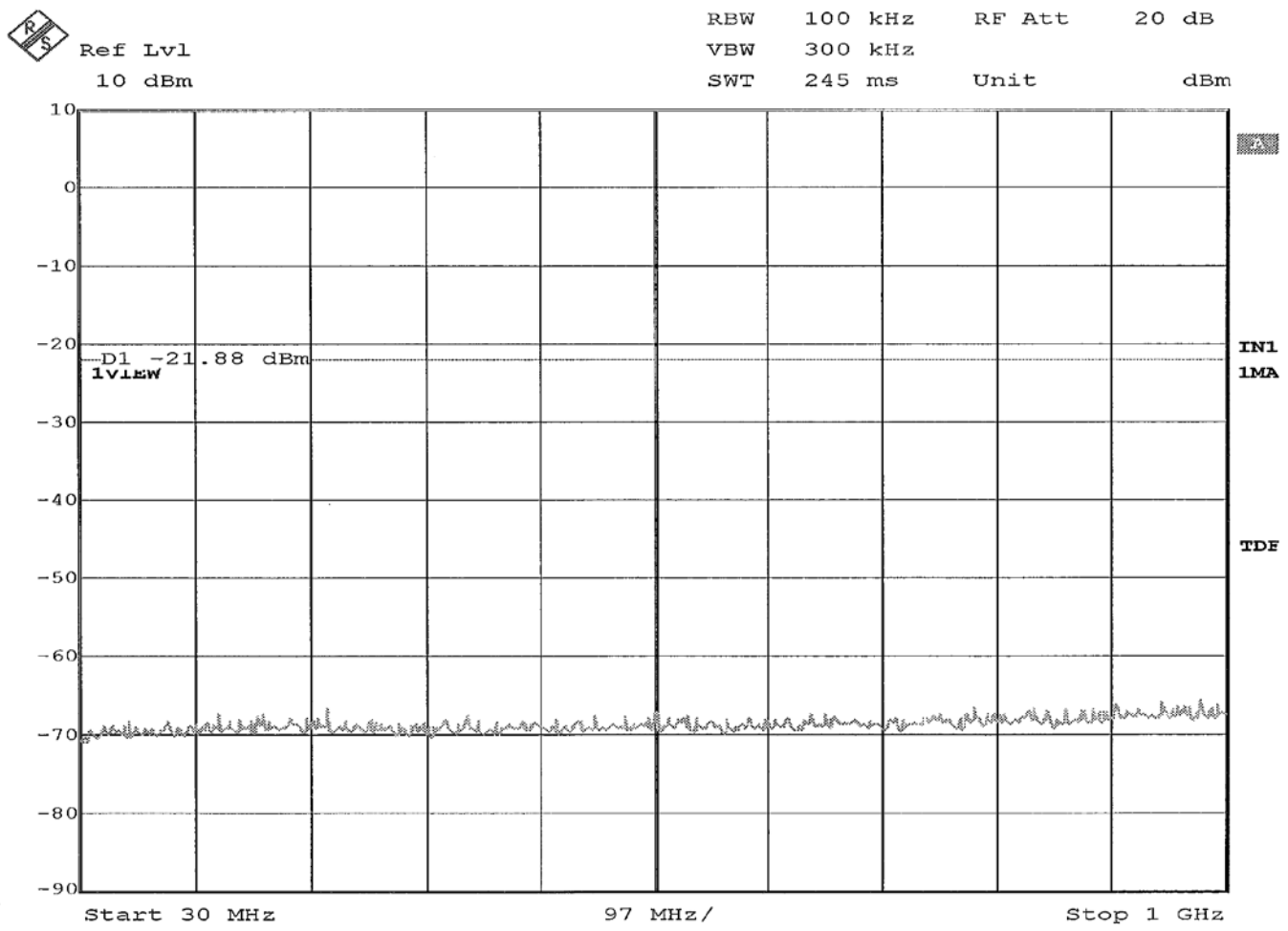

30MHz to 1GHz

EMISSIONS TEST DATA SHEET	
Method:	**Conducted Out of Band**
Test Specification:	FCC Part 15, Subpart C Paragraph: 15.247 (d)
Job Number:	R-6689H-3
Customer:	Immedia Semiconductor, LLC.
Test Sample:	Blink Indoor/Outdoor Camera
Model Number:	BCM00401U
Serial Number:	G8T1-GH02-2112-0079
Operating Mode:	Transmitting modulated signal (802.11g) at 2462 MHz
Technician:	M. Seamans
Date(s):	April 11th, 2022
Temp/ Relative Humidity:	20.4 °C / 29.0 %
Notes:	Limit: -21.88 dBm

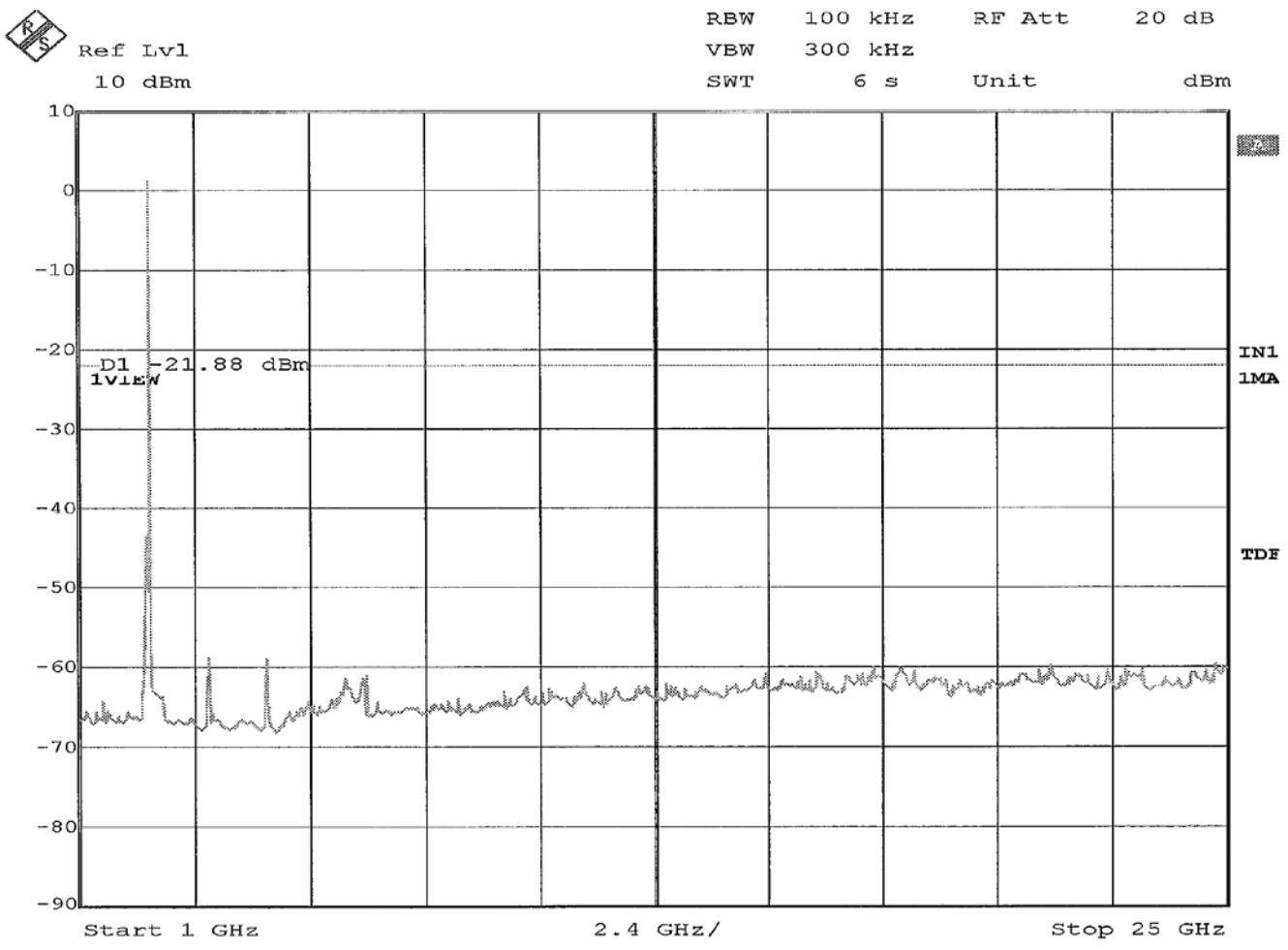

1GHz to 25GHz

EMISSIONS TEST DATA SHEET	
Method:	**Conducted Out of Band**
Test Specification:	FCC Part 15, Subpart C Paragraph: 15.247 (d)
Job Number:	R-6689H-3
Customer:	Immedia Semiconductor, LLC.
Test Sample:	Blink Indoor/Outdoor Camera
Model Number:	BCM00401U
Serial Number:	G8T1-GH02-2112-0079
Operating Mode:	Transmitting modulated signal (802.11b) at 2412 MHz
Technician:	M. Seamans
Date(s):	April 11th, 2022
Temp/ Relative Humidity:	20.4 °C / 29.0 %
Notes:	Limit: -19.84 dBm

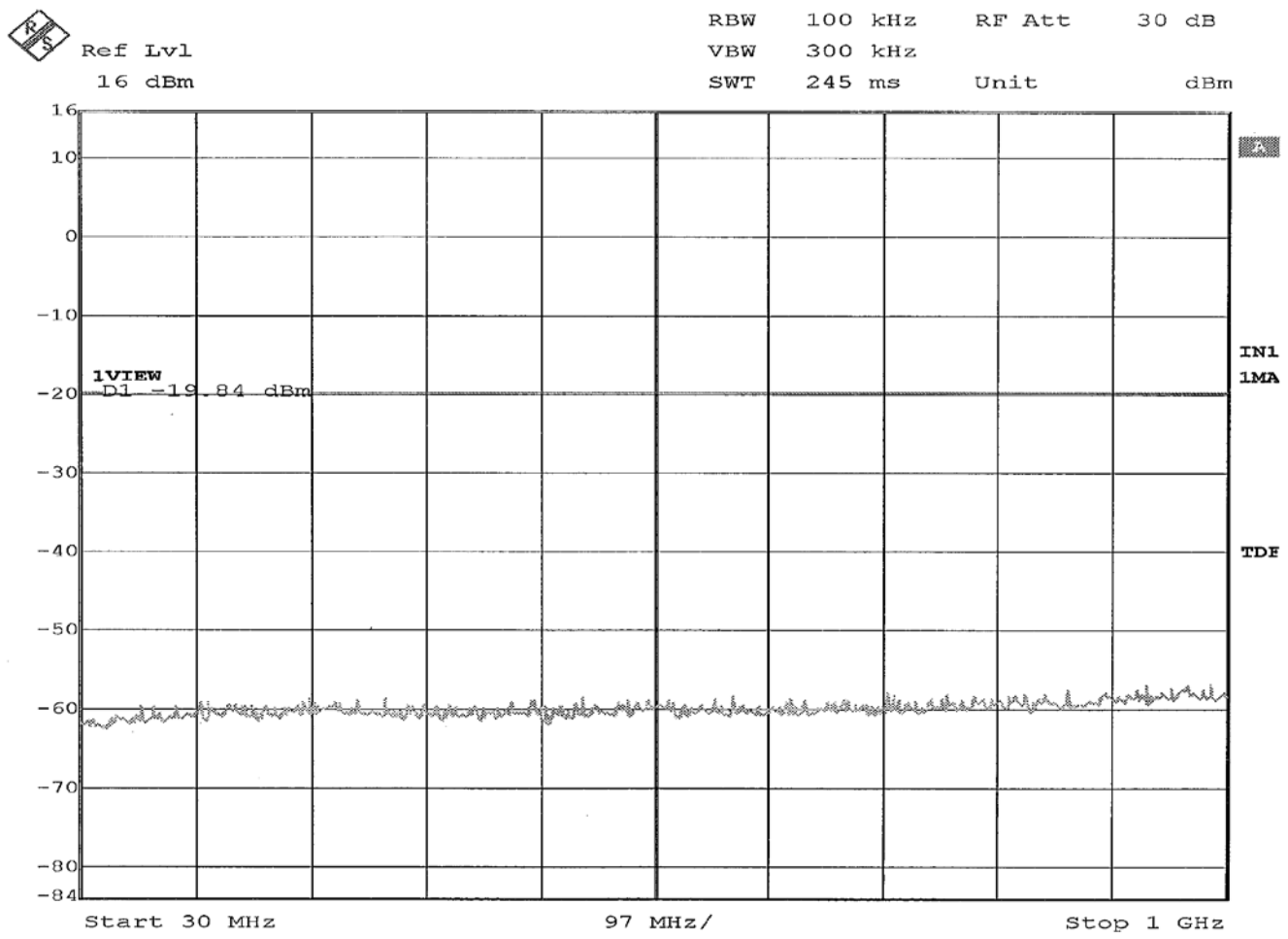

30MHz to 1GHz

EMISSIONS TEST DATA SHEET	
Method:	**Conducted Out of Band**
Test Specification:	FCC Part 15, Subpart C Paragraph: 15.247 (d)
Job Number:	R-6689H-3
Customer:	Immedia Semiconductor, LLC.
Test Sample:	Blink Indoor/Outdoor Camera
Model Number:	BCM00401U
Serial Number:	G8T1-GH02-2112-0079
Operating Mode:	Transmitting modulated signal (802.11b) at 2412 MHz
Technician:	M. Seamans
Date(s):	April 11th, 2022
Temp/ Relative Humidity:	20.4 °C / 29.0 %
Notes:	Limit: -19.84 dBm

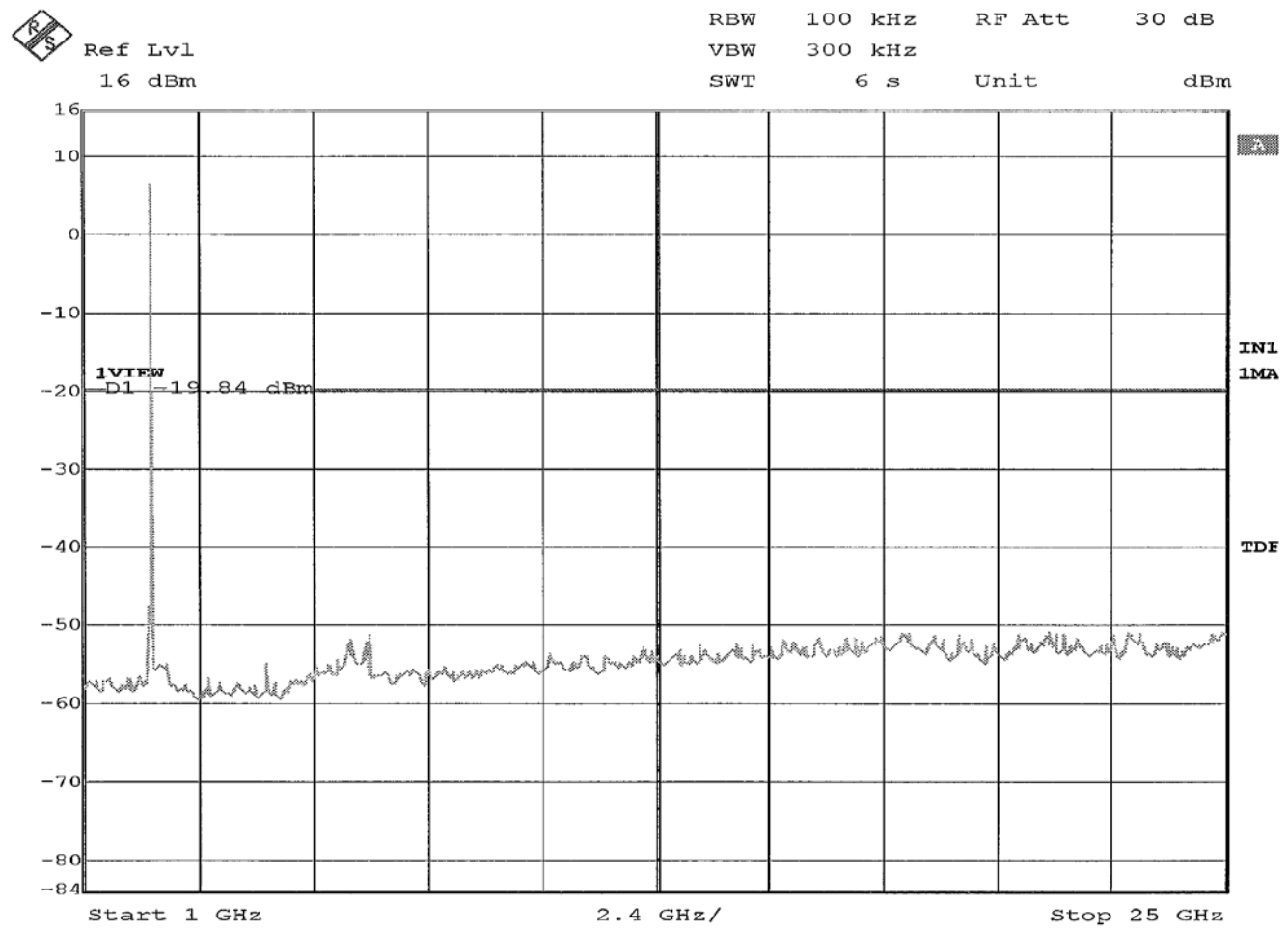

1GHz to 25GHz

EMISSIONS TEST DATA SHEET	
Method:	**Conducted Out of Band**
Test Specification:	FCC Part 15, Subpart C Paragraph: 15.247 (d)
Job Number:	R-6689H-3
Customer:	Immedia Semiconductor, LLC.
Test Sample:	Blink Indoor/Outdoor Camera
Model Number:	BCM00401U
Serial Number:	G8T1-GH02-2112-0079
Operating Mode:	Transmitting modulated signal (802.11b) at 2437 MHz
Technician:	M. Seamans
Date(s):	April 11th, 2022
Temp/ Relative Humidity:	20.4 °C / 29.0 %
Notes:	Limit: -19.84 dBm

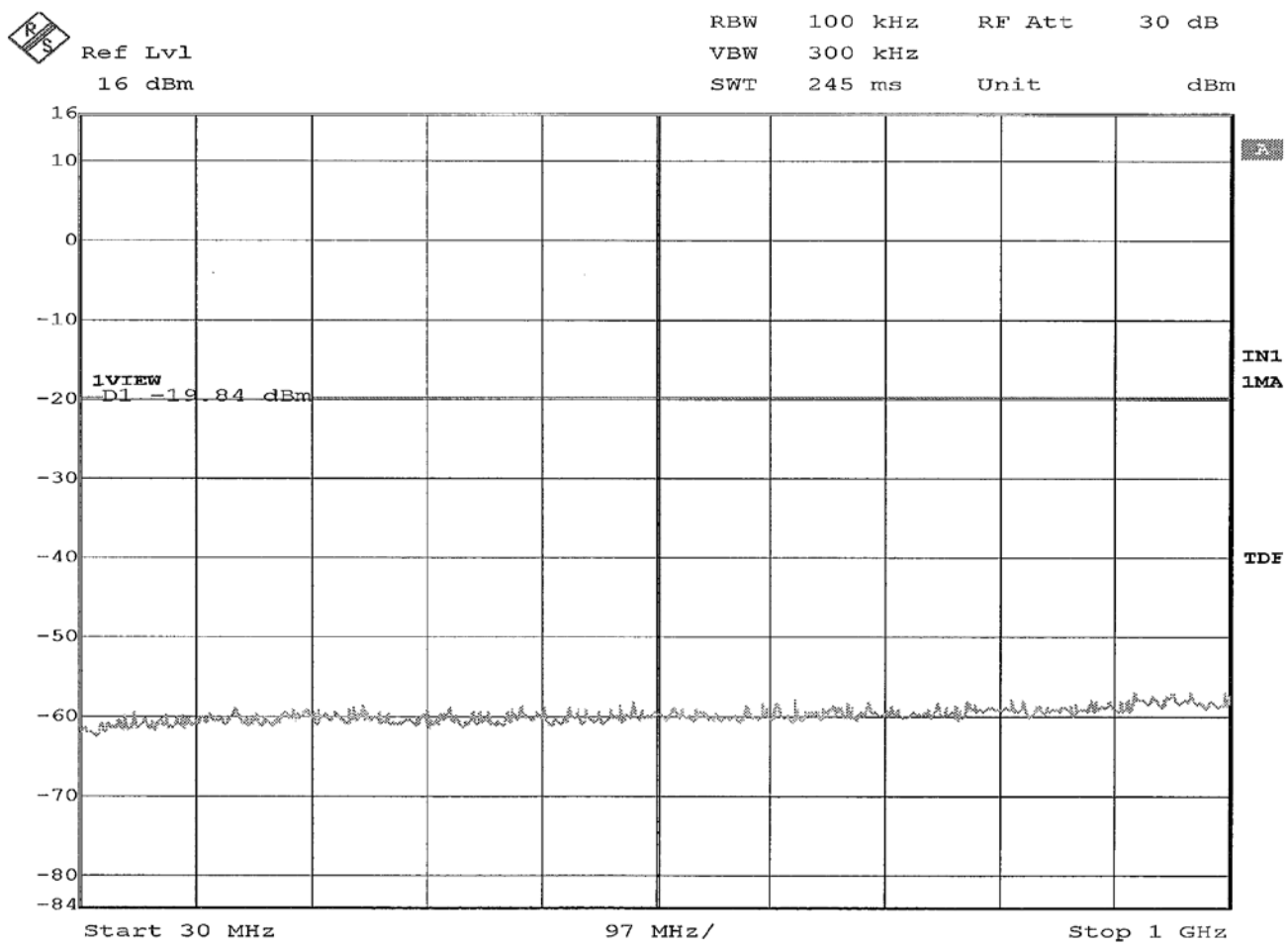

30MHz to 1GHz

EMISSIONS TEST DATA SHEET	
Method:	**Conducted Out of Band**
Test Specification:	FCC Part 15, Subpart C Paragraph: 15.247 (d)
Job Number:	R-6689H-3
Customer:	Immedia Semiconductor, LLC.
Test Sample:	Blink Indoor/Outdoor Camera
Model Number:	BCM00401U
Serial Number:	G8T1-GH02-2112-0079
Operating Mode:	Transmitting modulated signal (802.11b) at 2437 MHz
Technician:	M. Seamans
Date(s):	April 11th, 2022
Temp/ Relative Humidity:	20.4 °C / 29.0 %
Notes:	Limit: -19.84 dBm

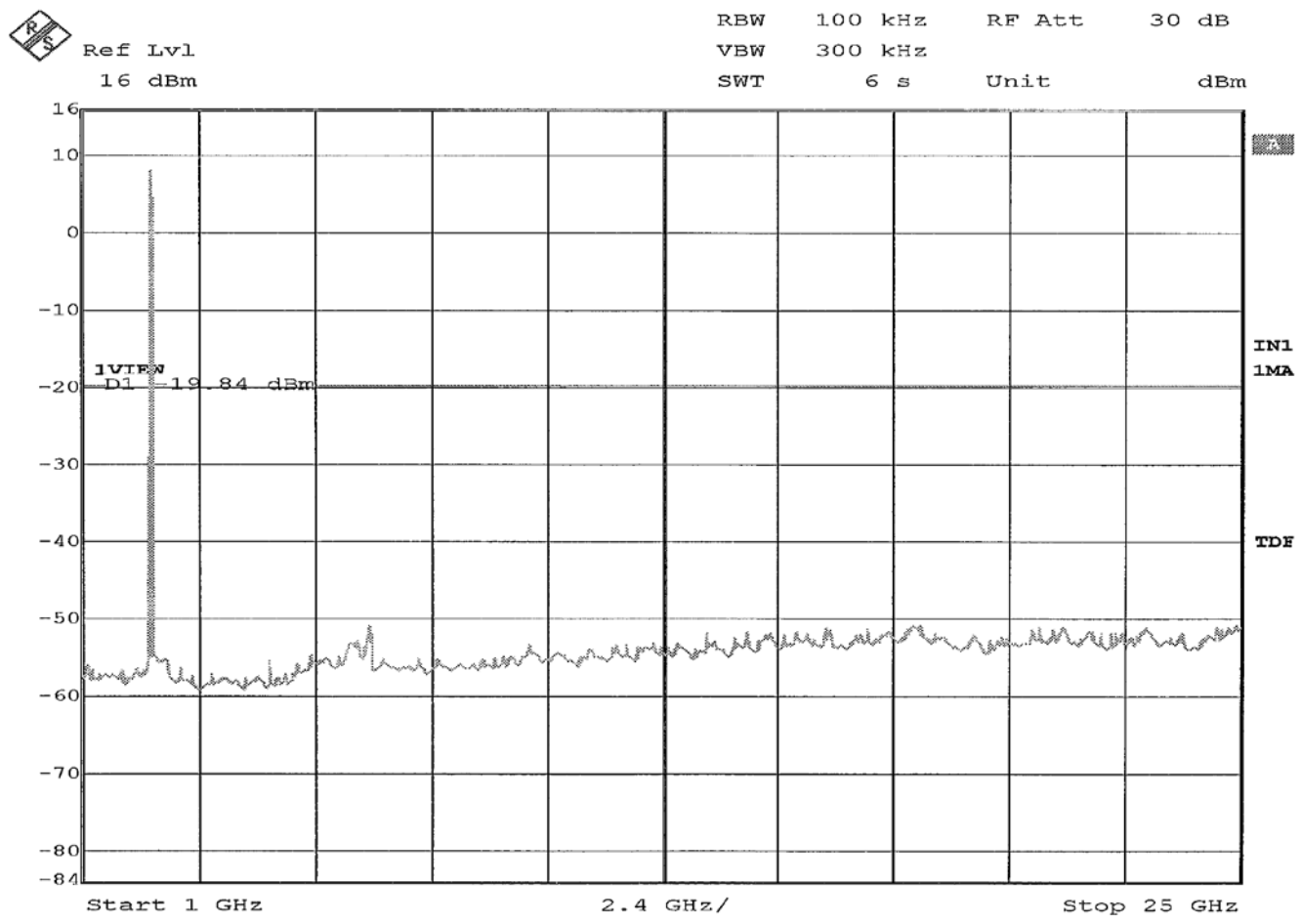

1GHz to 25GHz

EMISSIONS TEST DATA SHEET	
Method:	**Conducted Out of Band**
Test Specification:	FCC Part 15, Subpart C Paragraph: 15.247 (d)
Job Number:	R-6689H-3
Customer:	Immedia Semiconductor, LLC.
Test Sample:	Blink Indoor/Outdoor Camera
Model Number:	BCM00401U
Serial Number:	G8T1-GH02-2112-0079
Operating Mode:	Transmitting modulated signal (802.11b) at 2462 MHz
Technician:	M. Seamans
Date(s):	April 11th, 2022
Temp/ Relative Humidity:	20.4 °C / 29.0 %
Notes:	Limit: -19.84 dBm

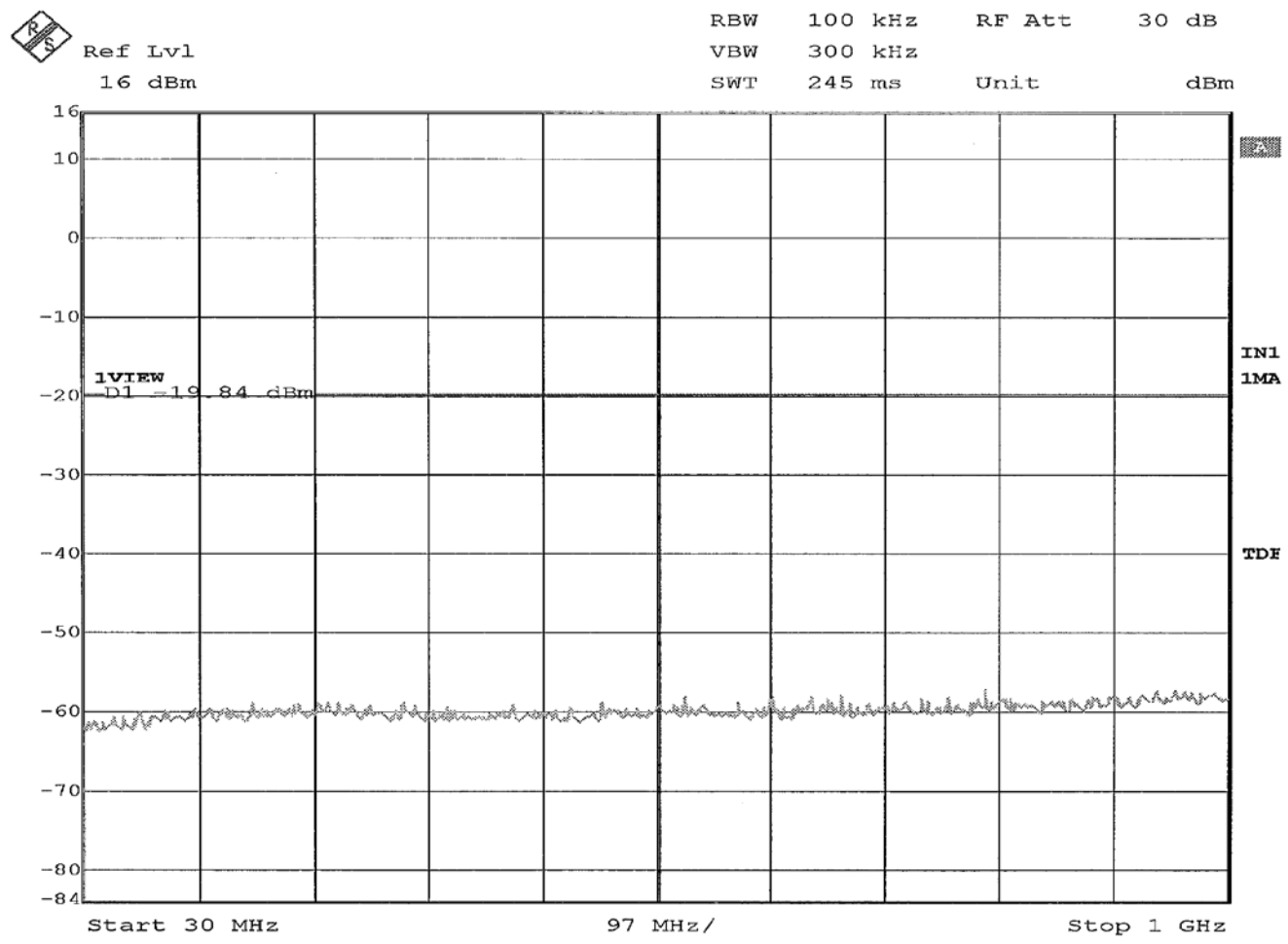

30MHz to 1GHz

EMISSIONS TEST DATA SHEET	
Method:	**Conducted Out of Band**
Test Specification:	FCC Part 15, Subpart C Paragraph: 15.247 (d)
Job Number:	R-6689H-3
Customer:	Immedia Semiconductor, LLC.
Test Sample:	Blink Indoor/Outdoor Camera
Model Number:	BCM00401U
Serial Number:	G8T1-GH02-2112-0079
Operating Mode:	Transmitting modulated signal (802.11b) at 2462 MHz
Technician:	M. Seamans
Date(s):	April 11th, 2022
Temp/ Relative Humidity:	20.4 °C / 29.0 %
Notes:	Limit: -19.84 dBm

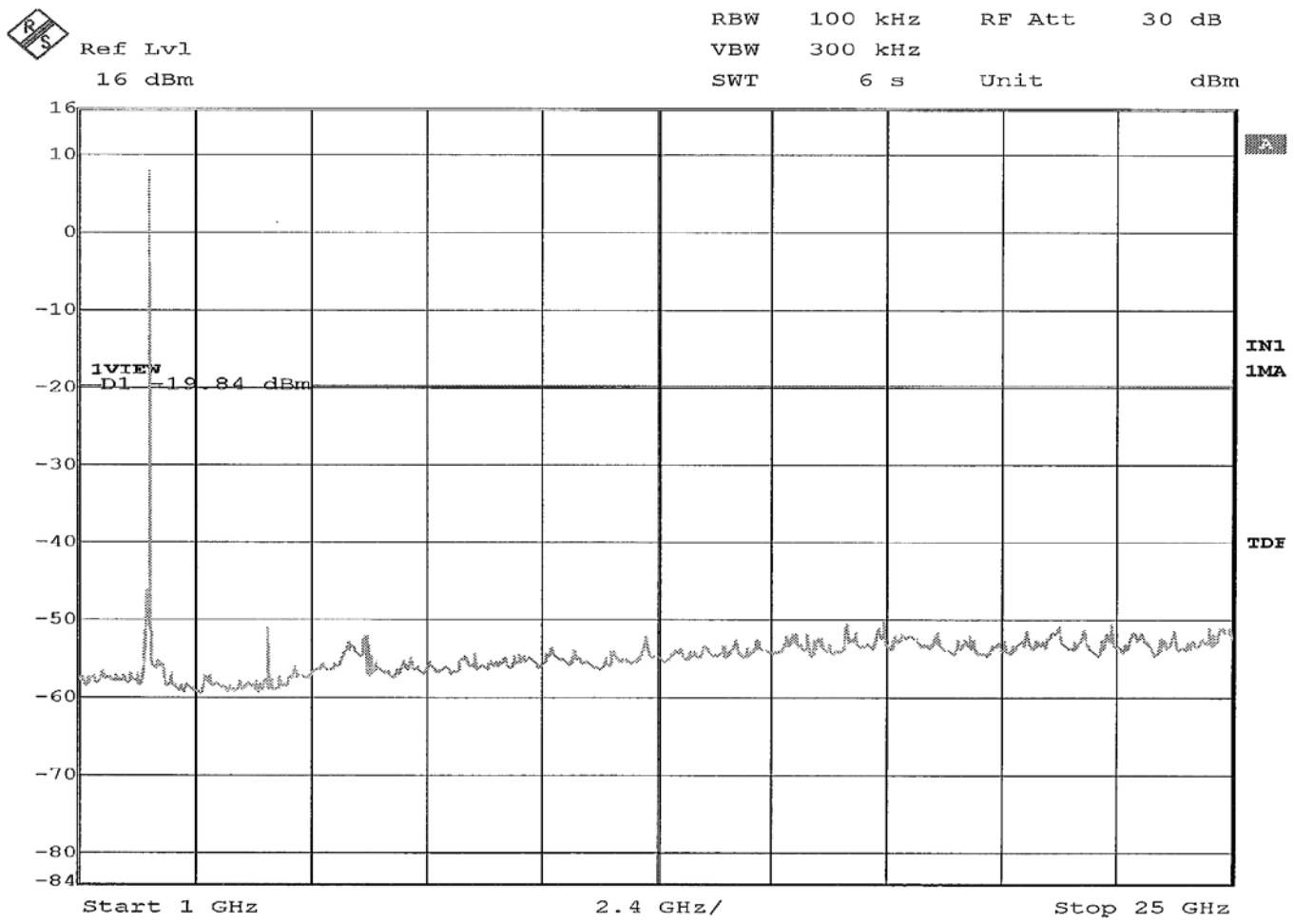

1GHz to 25GHz

EMISSIONS TEST DATA SHEET	
Method:	**Conducted Out of Band**
Test Specification:	FCC Part 15, Subpart C Paragraph: 15.247 (d)
Job Number:	R-6689H-3
Customer:	Immedia Semiconductor, LLC.
Test Sample:	Blink Indoor/Outdoor Camera
Model Number:	BCM00401U
Serial Number:	G8T1-GH02-2112-0079
Operating Mode:	Transmitting modulated signal (802.11n) at 2412 MHz
Technician:	M. Seamans
Date(s):	April 11th, 2022
Temp/ Relative Humidity:	20.4 °C / 29.0 %
Notes:	Limit: -21.80 dBm

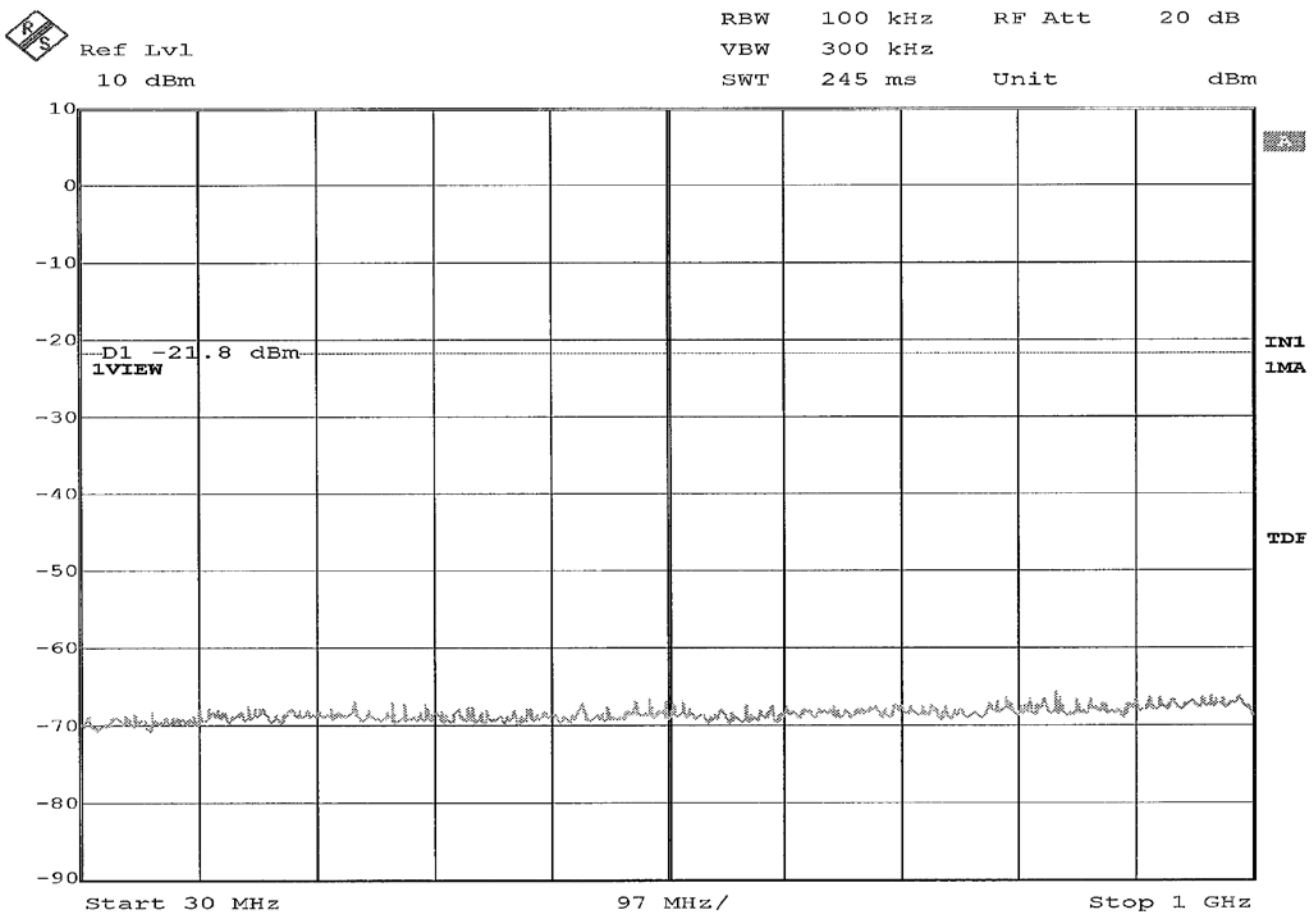

30MHz to 1GHz

EMISSIONS TEST DATA SHEET	
Method:	**Conducted Out of Band**
Test Specification:	FCC Part 15, Subpart C Paragraph: 15.247 (d)
Job Number:	R-6689H-3
Customer:	Immedia Semiconductor, LLC.
Test Sample:	Blink Indoor/Outdoor Camera
Model Number:	BCM00401U
Serial Number:	G8T1-GH02-2112-0079
Operating Mode:	Transmitting modulated signal (802.11n) at 2412 MHz
Technician:	M. Seamans
Date(s):	April 11th, 2022
Temp/ Relative Humidity:	20.4 °C / 29.0 %
Notes:	Limit: -21.80 dBm

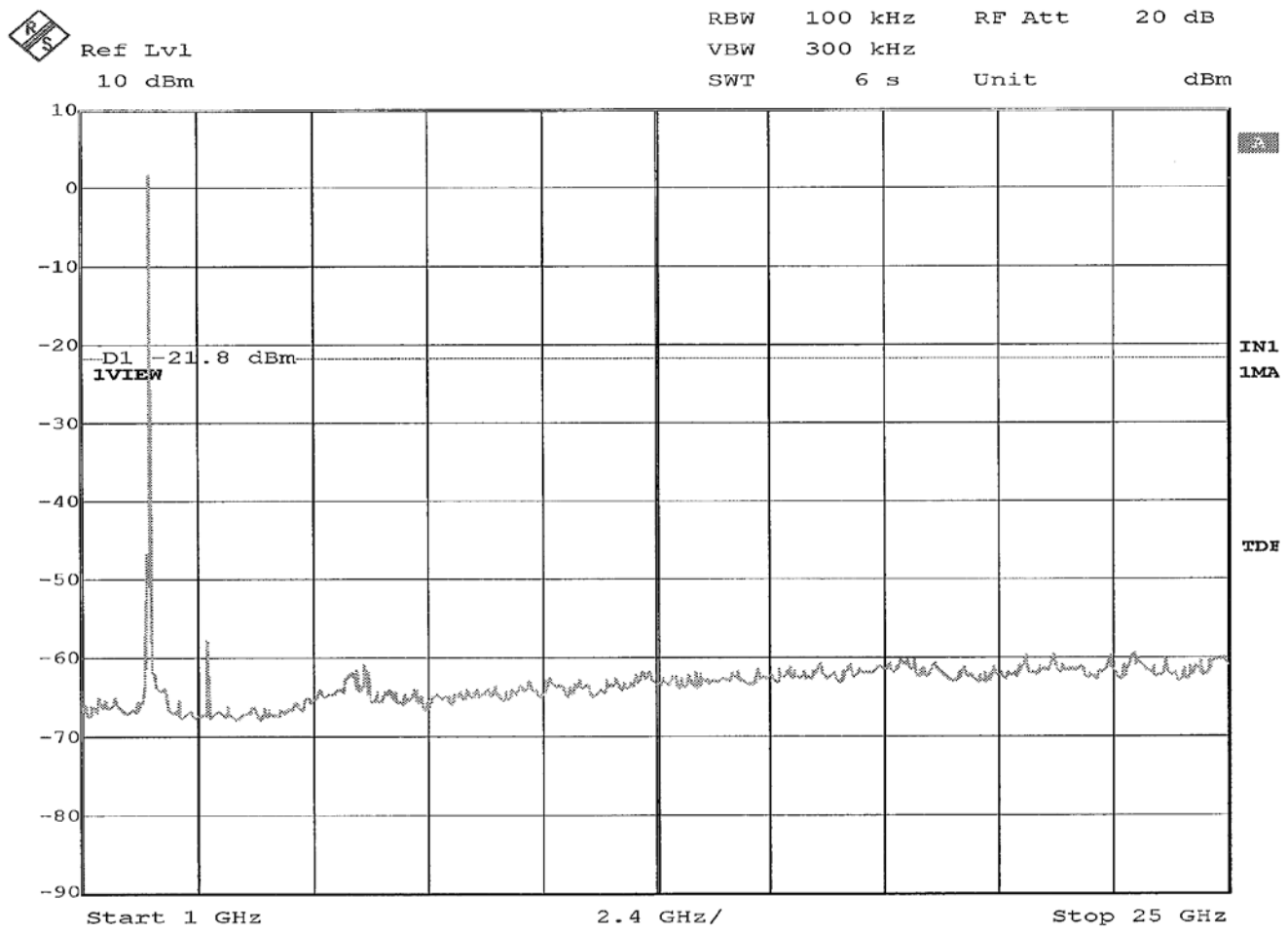

1GHz to 25GHz

EMISSIONS TEST DATA SHEET	
Method:	**Conducted Out of Band**
Test Specification:	FCC Part 15, Subpart C Paragraph: 15.247 (d)
Job Number:	R-6689H-3
Customer:	Immedia Semiconductor, LLC.
Test Sample:	Blink Indoor/Outdoor Camera
Model Number:	BCM00401U
Serial Number:	G8T1-GH02-2112-0079
Operating Mode:	Transmitting modulated signal (802.11n) at 2437 MHz
Technician:	M. Seamans
Date(s):	April 11th, 2022
Temp/ Relative Humidity:	20.4 °C / 29.0 %
Notes:	Limit: -21.80 dBm

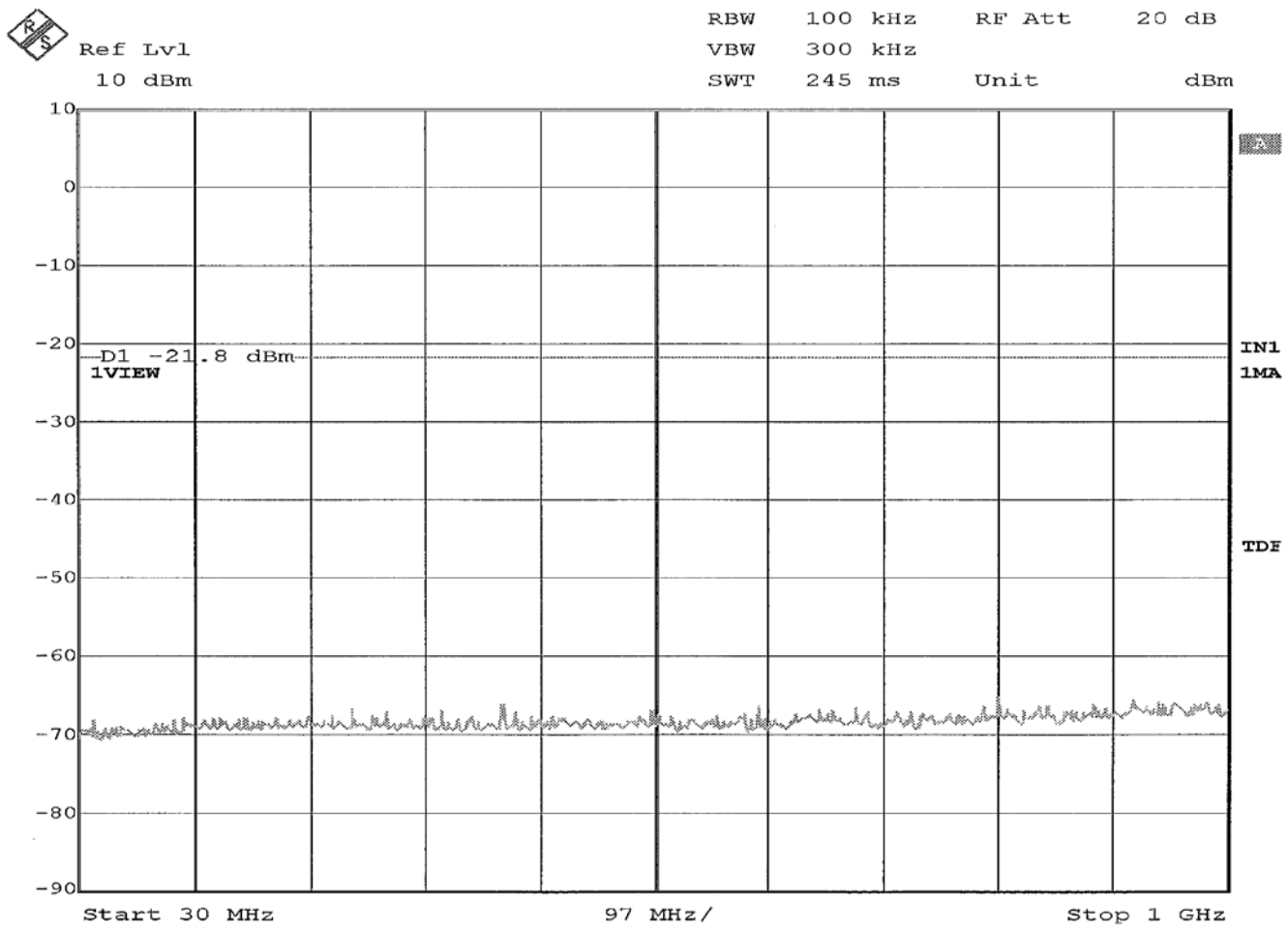

30MHz to 1GHz

EMISSIONS TEST DATA SHEET	
Method:	**Conducted Out of Band**
Test Specification:	FCC Part 15, Subpart C Paragraph: 15.247 (d)
Job Number:	R-6689H-3
Customer:	Immedia Semiconductor, LLC.
Test Sample:	Blink Indoor/Outdoor Camera
Model Number:	BCM00401U
Serial Number:	G8T1-GH02-2112-0079
Operating Mode:	Transmitting modulated signal (802.11n) at 2437 MHz
Technician:	M. Seamans
Date(s):	April 11th, 2022
Temp/ Relative Humidity:	20.4 °C / 29.0 %
Notes:	Limit: -21.80 dBm

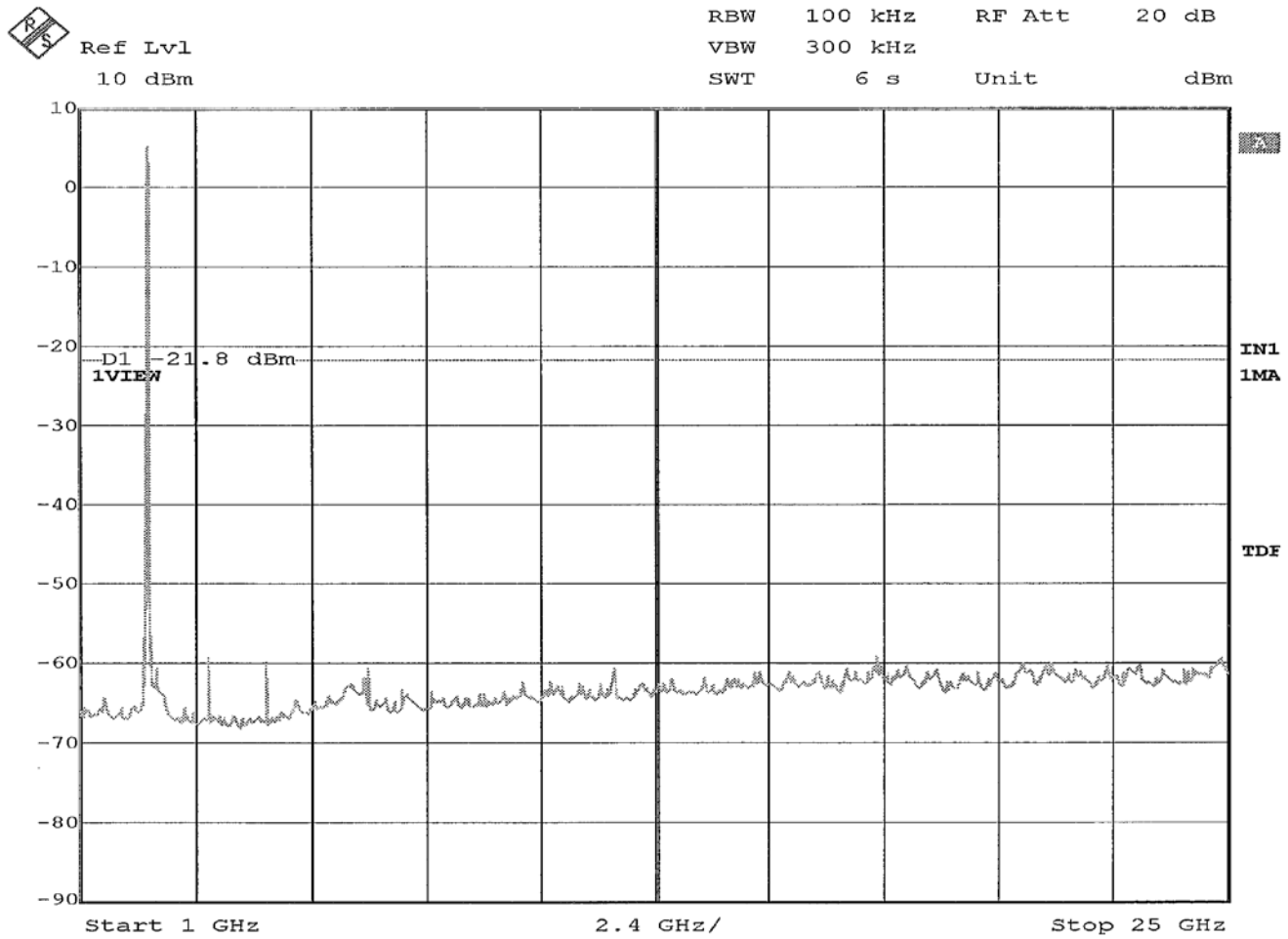

1GHz to 25GHz

EMISSIONS TEST DATA SHEET	
Method:	**Conducted Out of Band**
Test Specification:	FCC Part 15, Subpart C Paragraph: 15.247 (d)
Job Number:	R-6689H-3
Customer:	Immedia Semiconductor, LLC.
Test Sample:	Blink Indoor/Outdoor Camera
Model Number:	BCM00401U
Serial Number:	G8T1-GH02-2112-0079
Operating Mode:	Transmitting modulated signal (802.11n) at 2462 MHz
Technician:	M. Seamans
Date(s):	April 11th, 2022
Temp/ Relative Humidity:	20.4 °C / 29.0 %
Notes:	Limit: -21.80 dBm

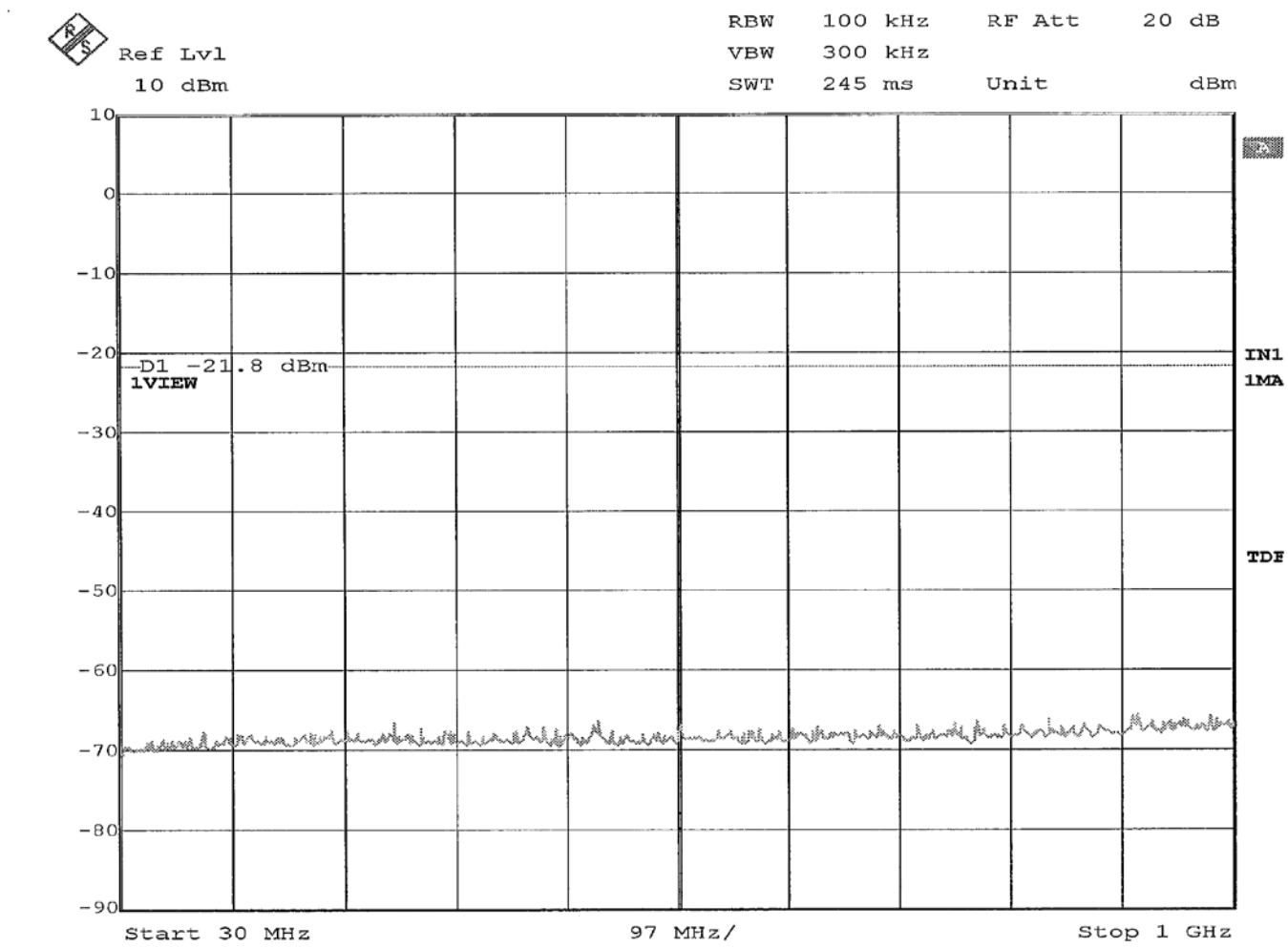

30MHz to 1GHz

EMISSIONS TEST DATA SHEET	
Method:	**Conducted Out of Band**
Test Specification:	FCC Part 15, Subpart C Paragraph: 15.247 (d)
Job Number:	R-6689H-3
Customer:	Immedia Semiconductor, LLC.
Test Sample:	Blink Indoor/Outdoor Camera
Model Number:	BCM00401U
Serial Number:	G8T1-GH02-2112-0079
Operating Mode:	Transmitting modulated signal (802.11n) at 2462 MHz
Technician:	M. Seamans
Date(s):	April 11th, 2022
Temp/ Relative Humidity:	20.4 °C / 29.0 %
Notes:	Limit: -21.80 dBm

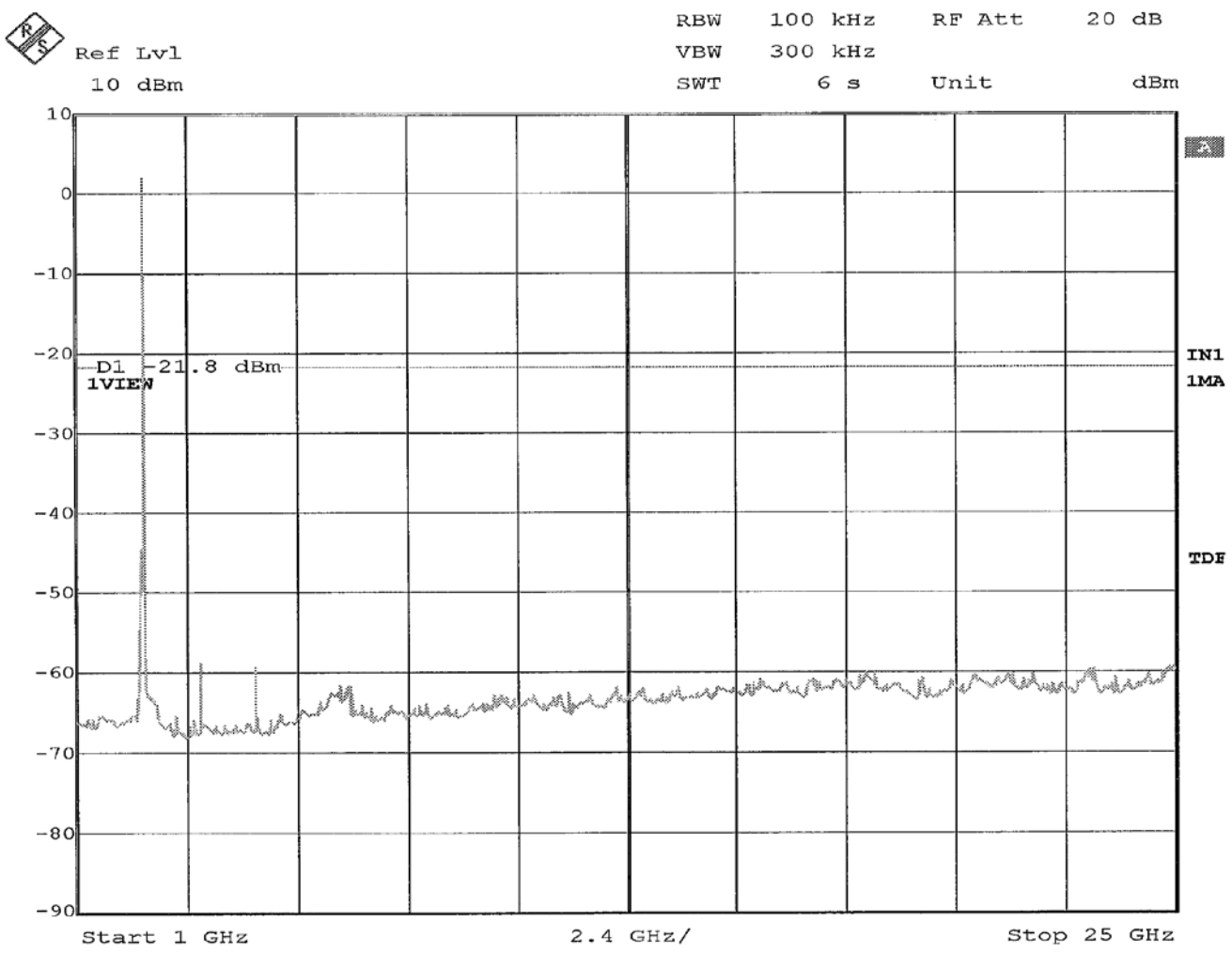

1GHz to 25GHz

Unwanted Emissions in Restricted Frequency Bands
30 MHz to 25 GHz
Test Data

RETLIF TESTING LABORATORIES

EMISSIONS TEST DATA SHEET

Test Method	Unwanted Emissions in Restricted Frequency Bands	
Customer	Immedia Semiconductor, LLC.	
Job Number	R-6689H-3	
Test Sample	Blink Indoor/Outdoor Camera	
Model Number	BCM00401U	
Serial Number	G8T1-GH02-2112-0079	
Test Specification	FCC Part 15 Subpart C	Paragraph: 15.247(d)
Operating Mode	Transmitting modulated signal	
Technician	M. Seamans	
Date	April 11th, 2022	

Notes: ANSI C63.10, paragraph 11.12.2.5.3 (Peak < 1GHz, Average >1GHz Measurements)
An antenna gain value of 1.5 dBi was utilized for this test.

TEST PARAMETERS

Restricted Band	Measured Frequency	Meter Reading	Antenna Gain			Corrected Reading	Converted Field Strength	Converted Reading	Limit
MHz	**MHz**	**dBm**	**dB**			**dBm**	**dBuV/m**	**uV/m**	**uV/m**
37.50	-	-	-			-	-	-	100.00
|	38.00*	-68.77	-			-68.77	26.488	21.105	|
38.25	-	-	-			-	-	-	100.00
73.00	-	-	-			-	-	-	100.00
|	74.00*	-67.94	-			-67.94	27.318	23.221	|
74.60	-	-	-			-	-	-	100.00
74.80	-	-	-			-	-	-	100.00
|	75.00*	-68.45	-			-68.45	26.808	21.897	|
75.20	-	-	-			-	-	-	100.00
108.00	-	-	-			-	-	-	100.00
|	115.00*	-68.45	-			-68.45	26.808	21.897	|
121.94	-	-	-			-	-	-	100.00
123.00	-	-	-			-	-	-	100.00
|	130.00*	-68.50	-			-68.50	26.758	21.771	|
138.00	-	-	-			-	-	-	100.00

No EUT emissions within 10 dB of the specified test limit were observed at the specified test distance throughout the given frequency spectrum. * This emission is not from the EUT. It is a measurement of minimum measurement system sensitivity (Noise Floor).

RETLIF TESTING LABORATORIES

EMISSIONS TEST DATA SHEET

Test Method	Unwanted Emissions into Restricted Frequency Bands	
Customer	Immedia Semiconductor, LLC.	
Job Number	R-6689H-3	
Test Sample	Blink Indoor/Outdoor Camera	
Model Number	BCM00401U	
Serial Number	G8T1-GH02-2112-0079	
Test Specification	FCC Part 15 Subpart C	Paragraph: 15.247(d)
Operating Mode	Transmitting modulated signal	
Technician	M. Seamans	
Date	April 11th, 2022	

Notes: ANSI C63.10, paragraph 11.12.2.5.3 (Peak < 1GHz, Average >1GHz Measurements)
An antenna gain value of 1.5 dBi was utilized for this test.

TEST PARAMETERS

Restricted Band	Measured Frequency	Meter Reading	Antenna Gain			Corrected Reading	Converted Field Strength	Converted Reading	Limit at 3M
MHz	**MHz**	**dBm**	**dB**			**dBm**	**dBuV/m**	**uV/m**	**uV/m**
149.90	-	-	-			-	-	-	100.00
|	150.00*	-68.34	-			-68.34	26.918	22.176	|
150.05	-	-	-			-	-	-	100.00
156.52	-	-	-			-	-	-	100.00
|	156.52*	-68.31	-			-68.31	26.948	22.252	|
156.52	-	-	-			-	-	-	100.00
156.70	-	-	-			-	-	-	100.00
|	156.80*	-67.51	-			-67.51	27.748	24.399	|
156.90	-	-	-			-	-	-	100.00
162.01	-	-	-			-	-	-	150.00
|	165.00*	-68.29	-			-68.29	26.968	22.304	|
167.17	-	-	-			-	-	-	150.00
167.72	-	-	-			-	-	-	150.00
|	170.00*	-68.46	-			-68.46	26.968	21.872	|
173.20	-	-	-			-	-	-	150.00

No EUT emissions within 10 dB of the specified test limit were observed at the specified test distance throughout the given frequency spectrum. * This emission is not from the EUT. It is a measurement of minimum measurement system sensitivity (Noise Floor).

RETLIF TESTING LABORATORIES

EMISSIONS TEST DATA SHEET

Test Method	Unwanted Emissions into Restricted Frequency Bands	
Customer	Immedia Semiconductor, LLC.	
Job Number	R-6689H-3	
Test Sample	Blink Indoor/Outdoor Camera	
Model Number	BCM00401U	
Serial Number	G8T1-GH02-2112-0079	
Test Specification	FCC Part 15 Subpart C	Paragraph: 15.247(d)
Operating Mode	Transmitting modulated signal	
Technician	M. Seamans	
Date	April 11th, 2022	

Notes: ANSI C63.10, paragraph 11.12.2.5.3 (Peak < 1GHz, Average >1GHz Measurements)
An antenna gain value of 1.5 dBi was utilized for this test.

TEST PARAMETERS

Restricted Band	Measured Frequency	Meter Reading	Antenna Gain			Corrected Reading	Converted Field Strength	Converted Reading	Limit at 3M
MHz	**MHz**	**dBm**	**dB**			**dBm**	**dBuV/m**	**uV/m**	**uV/m**
240.00	-	-	-			-	-	-	200.00
|	260.00*	-68.35	-			-68.35	26.908	22.150	|
285.00	-	-	-			-	-	-	200.00
322.80	-	-	-			-	-	-	200.00
|	330.00*	-68.68	-			-68.68	26.578	21.324	|
335.40	-	-	-			-	-	-	200.00
399.90	-	-	-			-	-	-	200.00
|	405.00*	-67.75	-			-67.75	27.508	23.734	|
410.00	-	-	-			-	-	-	200.00
608.00	-	-	-			-	-	-	200.00
|	611.00*	-67.11	-			-67.11	28.148	25.549	|
614.00	-	-	-			-	-	-	200.00
960.00	-	-	-			-	-	-	500.00
|	975.00*	-66.52	-			-66.52	28.738	27.345	|
1240.00	-	-	-			-	-	-	500.00
1300.00	-	-	-			-	-	-	500.00
|	1350.00*	-76.46	-			-76.46	18.798	8.707	|
1427.00	-	-	-			-	-	-	500.00

No EUT emissions within 10 dB of the specified test limit were observed at the specified test distance throughout the given frequency spectrum. * This emission is not from the EUT. It is a measurement of minimum measurement system sensitivity (Noise Floor)

RETLIF TESTING LABORATORIES

EMISSIONS TEST DATA SHEET

Test Method	Unwanted Emissions into Restricted Frequency Bands	
Customer	Immedia Semiconductor, LLC.	
Job Number	R-6689H-3	
Test Sample	Blink Indoor/Outdoor Camera	
Model Number	BCM00401U	
Serial Number	G8T1-GH02-2112-0079	
Test Specification	FCC Part 15 Subpart C	Paragraph: 15.247(d)
Operating Mode	Transmitting modulated signal	
Technician	M. Seamans	
Date	April 11th, 2022	

Notes: ANSI C63.10, paragraph 11.12.2.5.3 (Average Measurements)
An antenna gain value of 1.5 dBi was utilized for this test.

TEST PARAMETERS

Restricted Band	Measured Frequency	Meter Reading	Antenna Gain			Corrected Reading	Converted Field Strength	Converted Reading	Limit at 3M
MHz	MHz	dBm	dB			dBm	dBuV/m	uV/m	uV/m
1435.00	-	-	-			-	-	-	500.00
|	1500.00*	-76.97	-			-76.97	18.288	8.210	|
1646.50	-	-	-			-	-	-	500.00
1660.00	-	-	-			-	-	-	500.00
|	1680.00*	-77.41	-			-77.41	17.848	7.805	|
1710.00	-	-	-			-	-	-	500.00
1718.80	-	-	-			-	-	-	500.00
|	1720.00*	-77.17	-			-77.17	18.088	8.023	|
1722.20	-	-	-			-	-	-	500.00
2200.00	-	-	-			-	-	-	500.00
|	2250.00*	-71.91	-			-71.91	23.348	14.702	|
2300.00	-	-	-			-	-	-	500.00
2310.00	-	-	-			-	-	-	500.00
|	2390.00	-51.60	1.50			-50.10	45.158	181.080	|
2390.00	-	-	-			-	-	-	500.00
2483.50	-	-	-			-	-	-	500.00
|	2483.50	-51.78	1.50			-50.28	44.978	177.370	|
2500.00	-	-	-			-	-	-	500.00

EUT emissions were observed at the specified test distance throughout the given frequency spectrum. * This emission is not from the EUT. It is a measurement of minimum measurement system sensitivity (Noise Floor).

RETLIF TESTING LABORATORIES

EMISSIONS TEST DATA SHEET

Test Method	Unwanted Emissions into Restricted Frequency Bands	
Customer	Immedia Semiconductor, LLC.	
Job Number	R-6689H-3	
Test Sample	Blink Indoor/Outdoor Camera	
Model Number	BCM00401U	
Serial Number	G8T1-GH02-2112-0079	
Test Specification	FCC Part 15 Subpart C	Paragraph: 15.247(d)
Operating Mode	Transmitting modulated signal	
Technician	M. Seamans	
Date	April 11th, 2022	

Notes: ANSI C63.10, paragraph 11.12.2.5.3 (Average Measurements)
An antenna gain value of 1.5 dBi was utilized for this test.

TEST PARAMETERS

Restricted Band	Measured Frequency	Meter Reading	Antenna Gain			Corrected Reading	Converted Field Strength	Converted Reading	Limit at 3M
MHz	MHz	dBm	dB			dBm	dBuV/m	uV/m	uV/m
2690.00	-	-	-			-	-	-	500.00
|	2750.00*	-76.91	-			-76.91	18.348	8.267	|
2900.00	-	-	-			-	-	-	500.00
3260.00	-	-	-			-	-	-	500.00
|	3263.00*	-76.69	-			-76.69	18.568	8.479	|
3267.00	-	-	-			-	-	-	500.00
3332.00	-	-	-			-	-	-	500.00
|	3336.00*	-76.65	-			-76.65	18.608	8.518	|
3339.00	-	-	-			-	-	-	500.00
3345.00	-	-	-			-	-	-	500.00
|	3350.00*	-76.30	-			-76.30	18.958	8.869	|
3358.00	-	-	-			-	-	-	500.00
3600.00	-	-	-			-	-	-	500.00
|	3700.00*	-76.40	-			-76.40	18.858	8.767	|
4400.00	-	-	-			-	-	-	500.00
4500.00	-	-	-			-	-	-	500.00
|	4874.00	-53.44	1.50			-51.94	43.318	146.51	|
5150.00	-	-	-			-	-	-	500.00

EUT emissions were observed at the specified test distance throughout the given frequency spectrum. * This emission is not from the EUT. It is a measurement of minimum measurement system sensitivity (Noise Floor).

RETLIF TESTING LABORATORIES

EMISSIONS TEST DATA SHEET

Test Method	Unwanted Emissions into Restricted Frequency Bands	
Customer	Immedia Semiconductor, LLC.	
Job Number	R-6689H-3	
Test Sample	Blink Indoor/Outdoor Camera	
Model Number	BCM00401U	
Serial Number	G8T1-GH02-2112-0079	
Test Specification	FCC Part 15 Subpart C	Paragraph: 15.247(d)
Operating Mode	Transmitting modulated signal	
Technician	M. Seamans	
Date	April 11th, 2022	

Notes: ANSI C63.10, paragraph 11.12.2.5.3 (Average Measurements)
An antenna gain value of 1.5 dBi was utilized for this test.

TEST PARAMETERS

Restricted Band	Measured Frequency	Meter Reading	Antenna Gain			Corrected Reading	Converted Field Strength	Converted Reading	Limit at 3M
MHz	MHz	dBm	dB			dBm	dBuV/m	uV/m	uV/m
5350.00	-	-	-			-	-	-	500.00
|	5400.00*	-75.57	-			-75.57	19.688	9.646	|
5460.00	-	-	-			-	-	-	500.00
7250.00	-	-	-			-	-	-	500.00
|	7311.00	-76.46	-			-76.46	18.798	8.707	|
7750.00	-	-	-			-	-	-	500.00
8025.00	-	-	-			-	-	-	500.00
|	8300.00*	-75.94	-			-75.94	19.318	9.244	|
8500.00	-	-	-			-	-	-	500.00
9000.00	-	-	-			-	-	-	500.00
|	9100.00*	-76.01	-			-76.01	19.248	9.170	|
9200.00	-	-	-			-	-	-	500.00
9300.00	-	-	-			-	-	-	500.00
|	9400.00*	-74.87	-			-74.87	20.388	10.456	|
9500.00	-	-	-			-	-	-	500.00
10600.00	-	-	-			-	-	-	500.00
|	12200.00*	-74.94	-			-74.94	20.318	10.372	|
12700.00	-	-	-			-	-	-	500.00

No EUT emissions within 10 dB of the specified test limit were observed at the specified test distance throughout the given frequency spectrum. * This emission is not from the EUT. It is a measurement of minimum measurement system sensitivity (Noise Floor)

RETLIF TESTING LABORATORIES

EMISSIONS TEST DATA SHEET

Test Method	Unwanted Emissions into Restricted Frequency Bands	
Customer	Immedia Semiconductor, LLC.	
Job Number	R-6689H-3	
Test Sample	Blink Indoor/Outdoor Camera	
Model Number	BCM00401U	
Serial Number	G8T1-GH02-2112-0079	
Test Specification	FCC Part 15 Subpart C	Paragraph: 15.247(d)
Operating Mode	Transmitting modulated signal	
Technician	M. Seamans	
Date	April 11th, 2022	

Notes: ANSI C63.10, paragraph 11.12.2.5.3 (Average Measurements)
An antenna gain value of 1.5 dBi was utilized for this test.

TEST PARAMETERS

Restricted Band	Measured Frequency	Meter Reading	Antenna Gain			Corrected Reading	Converted Field Strength	Converted Reading	Limit at 3M
MHz	MHz	dBm	dB			dBm	dBuV/m	uV/m	uV/m
13250.00	-	-	-			-	-	-	500.00
|	15800.00*	-73.53	-			-73.53	21.728	12.201	|
16200.00	-	-	-			-	-	-	500.00
17700.00	-	-	-			-	-	-	500.00
|	19240.00*	-73.13	-			-73.13	22.128	12.776	|
21400.00	-	-	-			-	-	-	500.00
22010.00	-	-	-			-	-	-	500.00
|	22500.00*	-73.13	-			-73.13	22.128	12.776	|
23120.00	-	-	-			-	-	-	500.00
23000.00	-	-	-			-	-	-	500.00
|	23800.00*	-73.34	-			-73.34	21.918	12.470	|
24000.00	-	-	-			-	-	-	500.00

No EUT emissions within 10 dB of the specified test limit were observed at the specified test distance throughout the given frequency spectrum. * This emission is not from the EUT. It is a measurement of minimum measurement system sensitivity (Noise Floor)

RETLIF TESTING LABORATORIES

EMISSIONS TEST DATA SHEET

Test Method	Unwanted Emissions into Restricted Frequency Bands	
Customer	Immedia Semiconductor, LLC.	
Job Number	R-6689H-3	
Test Sample	Blink Indoor/Outdoor Camera	
Model Number	BCM00401U	
Serial Number	G8T1-GH02-2112-0079	
Test Specification	FCC Part 15 Subpart C	Paragraph: 15.247(d)
Operating Mode	Transmitting modulated signal	
Technician	M. Seamans	
Date	April 11th, 2022	

Notes: ANSI C63.10, paragraph 11.12.2.5.3 (Peak Measurements)
An antenna gain value of 1.5 dBi was utilized for this test.

TEST PARAMETERS

Restricted Band	Measured Frequency	Meter Reading	Antenna Gain			Corrected Reading	Converted Field Strength	Converted Reading	Limit at 3M
MHz	MHz	dBm	dB			dBm	dBuV/m	uV/m	uV/m
1300.00	-	-	-			-	-	-	5000.00
|	1350.00*	-66.43	-			-66.43	28.828	27.630	|
1427.00	-	-	-			-	-	-	5000.00
1435.00	-	-	-			-	-	-	5000.00
|	1500.00*	-65.56	-			-65.56	29.698	30.541	|
1646.50	-	-	-			-			5000.00
1660.00	-	-	-			-	-	-	5000.00
|	1680.00*	-66.31	-			-66.31	28.948	28.014	|
1710.00	-	-	-			-	-	-	5000.00
1718.80	-	-	-			-	-	-	5000.00
|	1720.00*	-66.69	-			-66.69	28.568	26.815	|
1722.20	-	-	-			-	-	-	5000.00
2200.00	-	-	-			-	-	-	5000.00
|	2250.00*	-66.52	-			-66.52	28.738	27.345	|
2300.00	-	-	-			-	-	-	5000.00
2310.00	-	-	-			-	-	-	5000.00
|	2390.00	-34.17	1.50			-32.67	62.588	1347.000	|
2390.00	-	-	-			-	-	-	5000.00

EUT emissions within 10 dB of the specified test limit were observed at the specified test distance throughout the given frequency spectrum. * This emission is not from the EUT. It is a measurement of minimum measurement system sensitivity (Noise Floor).

RETLIF TESTING LABORATORIES

EMISSIONS TEST DATA SHEET

Test Method	Unwanted Emissions into Restricted Frequency Bands	
Customer	Immedia Semiconductor, LLC.	
Job Number	R-6689H-3	
Test Sample	Blink Indoor/Outdoor Camera	
Model Number	BCM00401U	
Serial Number	G8T1-GH02-2112-0079	
Test Specification	FCC Part 15 Subpart C	Paragraph: 15.247(d)
Operating Mode	Transmitting modulated signal	
Technician	M. Seamans	
Date	April 11th, 2022	

Notes: ANSI C63.10, paragraph 11.12.2.5.3 (Peak Measurements)
An antenna gain value of 1.5 dBi was utilized for this test.

TEST PARAMETERS

Restricted Band	Measured Frequency	Meter Reading	Antenna Gain			Corrected Reading	Converted Field Strength	Converted Reading	Limit at 3M
MHz	MHz	dBm	dB			dBm	dBuV/m	uV/m	uV/m
2483.50	-	-	-			-	-	-	5000.00
|	2483.50	-27.46	1.50			-25.96	69.298	2916.600	|
2500.00	-	-	-			-	-	-	5000.00
2690.00	-	-	-			-	-	-	5000.00
|	2750.00*	-62.81	-			-62.81	32.448	41.916	|
2900.00	-	-	-			-	-	-	5000.00
3260.00	-	-	-			-	-	-	5000.00
|	3263.00*	-65.55	-			-65.55	29.708	30.576	|
3267.00	-	-	-			-	-	-	5000.00
3332.00	-	-	-			-	-	-	5000.00
|	3336.00*	-65.28	-			-65.28	29.978	31.541	|
3339.00	-	-	-			-	-	-	5000.00
3345.00	-	-	-			-	-	-	5000.00
|	3350.00*	-64.71	-			-64.71	30.548	33.681	|
3358.00	-	-	-			-	-	-	5000.00
3600.00	-	-	-			-	-	-	5000.00
|	3700.00*	-64.10	-			-64.10	31.158	36.131	|
4400.00	-	-	-			-	-	-	5000.00

EUT emissions within 10 dB of the specified test limit were observed at the specified test distance throughout the given frequency spectrum. * This emission is not from the EUT. It is a measurement of minimum measurement system sensitivity (Noise Floor).

RETLIF TESTING LABORATORIES

EMISSIONS TEST DATA SHEET

Test Method	Unwanted Emissions into Restricted Frequency Bands	
Customer	Immedia Semiconductor, LLC.	
Job Number	R-6689H-3	
Test Sample	Blink Indoor/Outdoor Camera	
Model Number	BCM00401U	
Serial Number	G8T1-GH02-2112-0079	
Test Specification	FCC Part 15 Subpart C	Paragraph: 15.247(d)
Operating Mode	Transmitting modulated signal	
Technician	M. Seamans	
Date	April 11th, 2022	

Notes: ANSI C63.10, paragraph 11.12.2.5.3 (Peak Measurements)
An antenna gain value of 1.5 dBi was utilized for this test.

TEST PARAMETERS

Restricted Band	Measured Frequency	Meter Reading	Antenna Gain			Corrected Reading	Converted Field Strength	Converted Reading	Limit at 3M
MHz	**MHz**	**dBm**	**dB**			**dBm**	**dBuV/m**	**uV/m**	**uV/m**
4500.00	-	-	-			-	-	-	5000.00
|	4874.00	-49.49	1.50			-47.99	47.268	230.880	|
5150.00	-	-	-			-	-	-	5000.00
5350.00	-	-	-			-	-	-	5000.00
|	5400.00*	-63.71	-			-63.71	31.548	37.790	|
5460.00	-	-	-			-	-	-	5000.00
7250.00	-	-	-			-	-	-	5000.00
|	7311.00	-66.09	-			-66.09	29.168	28.733	|
7750.00	-	-	-			-	-	-	5000.00
8025.00	-	-	-			-	-	-	5000.00
|	8300.00*	-64.90	-			-64.90	30.358	32.952	|
8500.00	-	-	-			-	-	-	5000.00
9000.00	-	-	-			-	-	-	5000.00
|	9100.00*	-66.27	-			-66.27	28.988	28.144	|
9200.00	-	-	-			-	-	-	5000.00
9300.00	-	-	-			-	-	-	5000.00
|	9400.00*	-65.80	-			-65.80	29.458	29.708	|
9500.00	-	-	-			-	-	-	5000.00

EUT emissions within 10 dB of the specified test limit were observed at the specified test distance throughout the given frequency spectrum. * This emission is not from the EUT. It is a measurement of minimum measurement system sensitivity (Noise Floor).

RETLIF TESTING LABORATORIES

EMISSIONS TEST DATA SHEET

Test Method	Unwanted Emissions into Restricted Frequency Bands	
Customer	Immedia Semiconductor, LLC.	
Job Number	R-6689H-3	
Test Sample	Blink Indoor/Outdoor Camera	
Model Number	BCM00401U	
Serial Number	G8T1-GH02-2112-0079	
Test Specification	FCC Part 15 Subpart C	Paragraph: 15.247(d)
Operating Mode	Transmitting modulated signal	
Technician	M. Seamans	
Date	April 11th, 2022	

Notes: ANSI C63.10, paragraph 11.12.2.5.3 (Peak Measurements)
An antenna gain value of 1.5 dBi was utilized for this test.

TEST PARAMETERS

Restricted Band	Measured Frequency	Meter Reading	Antenna Gain			Corrected Reading	Converted Field Strength	Converted Reading	Limit at 3M
MHz	MHz	dBm	dB			dBm	dBuV/m	uV/m	uV/m
10600.00	-	-	-			-	-	-	5000.00
|	12200.00*	-64.44	-			-64.44	30.818	34.744	|
12700.00	-	-	-			-	-	-	5000.00
13250.00	-	-	-			-	-	-	5000.00
|	15800.00*	-62.56	-			-62.56	32.698	43.140	|
16200.00	-	-	-			-	-	-	5000.00
17700.00	-	-	-			-	-	-	5000.00
|	19240.00*	-63.22	-			-63.22	32.038	39.983	|
21400.00	-	-	-			-	-	-	5000.00
22010.00	-	-	-			-	-	-	5000.00
|	22500.00*	-62.95	-			-62.95	32.308	41.246	|
23120.00	-	-	-			-	-	-	5000.00
23000.00	-	-	-			-	-	-	5000.00
|	23800.00*	-60.97	-			-60.97	34.288	51.806	|
24000.00	-	-	-			-	-	-	5000.00

No EUT emissions within 10 dB of the specified test limit were observed at the specified test distance throughout the given frequency spectrum. * This emission is not from the EUT. It is a measurement of minimum measurement system sensitivity (Noise Floor)

FCC Part 15, Subpart C, Section 15.247(e)
Antenna Port, Power Density
Test Data

EMISSIONS TEST DATA SHEET	
Method:	**Power Spectral Density**
Test Specification:	FCC Part 15, Subpart C Paragraph: 15.247 (e)
Job Number:	R-6689H-3
Customer:	Immedia Semiconductor, LLC.
Test Sample:	Blink Indoor/Outdoor Camera
Model Number:	BCM00401U
Serial Number:	G8T1-GH02-2112-0079
Operating Mode:	Transmitting modulated signal (802.11g) at 2412 MHz
Technician:	M. Seamans
Date(s):	April 11th, 2022
Temp/ Relative Humidity:	20.4 °C / 29.0 %
Notes:	Power Spectral Density: -6.02 dBm

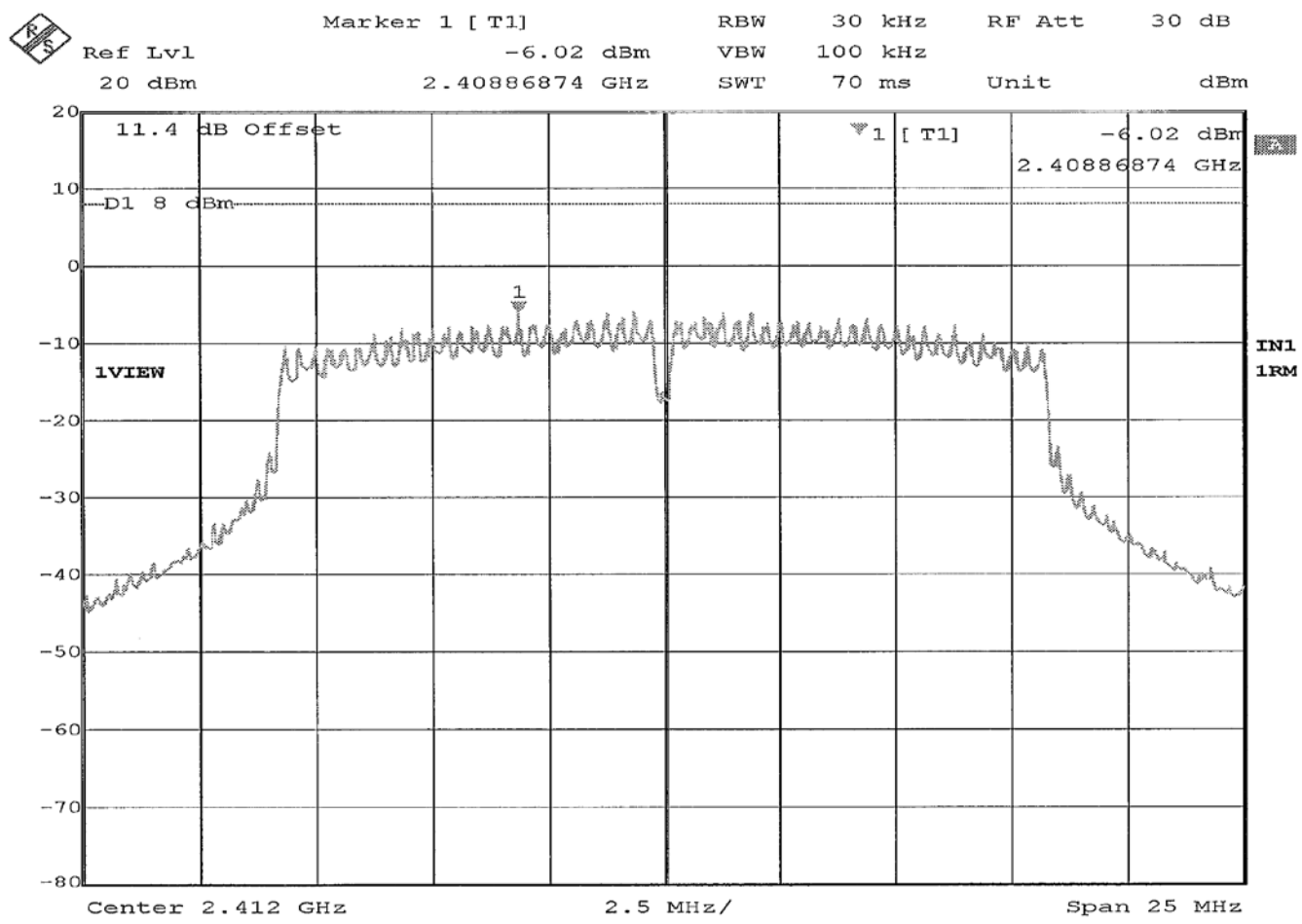

EMISSIONS TEST DATA SHEET	
Method:	**Power Spectral Density**
Test Specification:	FCC Part 15, Subpart C Paragraph: 15.247 (e)
Job Number:	R-6521H-3
Customer:	Immedia Semiconductor, LLC.
Test Sample:	Blink Indoor/Outdoor Camera
Model Number:	BCM00401U
Serial Number:	G8T1-GH02-2112-0079
Operating Mode:	Transmitting modulated signal (802.11g) at 2437 MHz
Technician:	M. Seamans
Date(s):	April 11th, 2022
Temp/ Relative Humidity:	20.4 °C / 29.0 %
Notes:	Power Spectral Density: -1.76 dBm

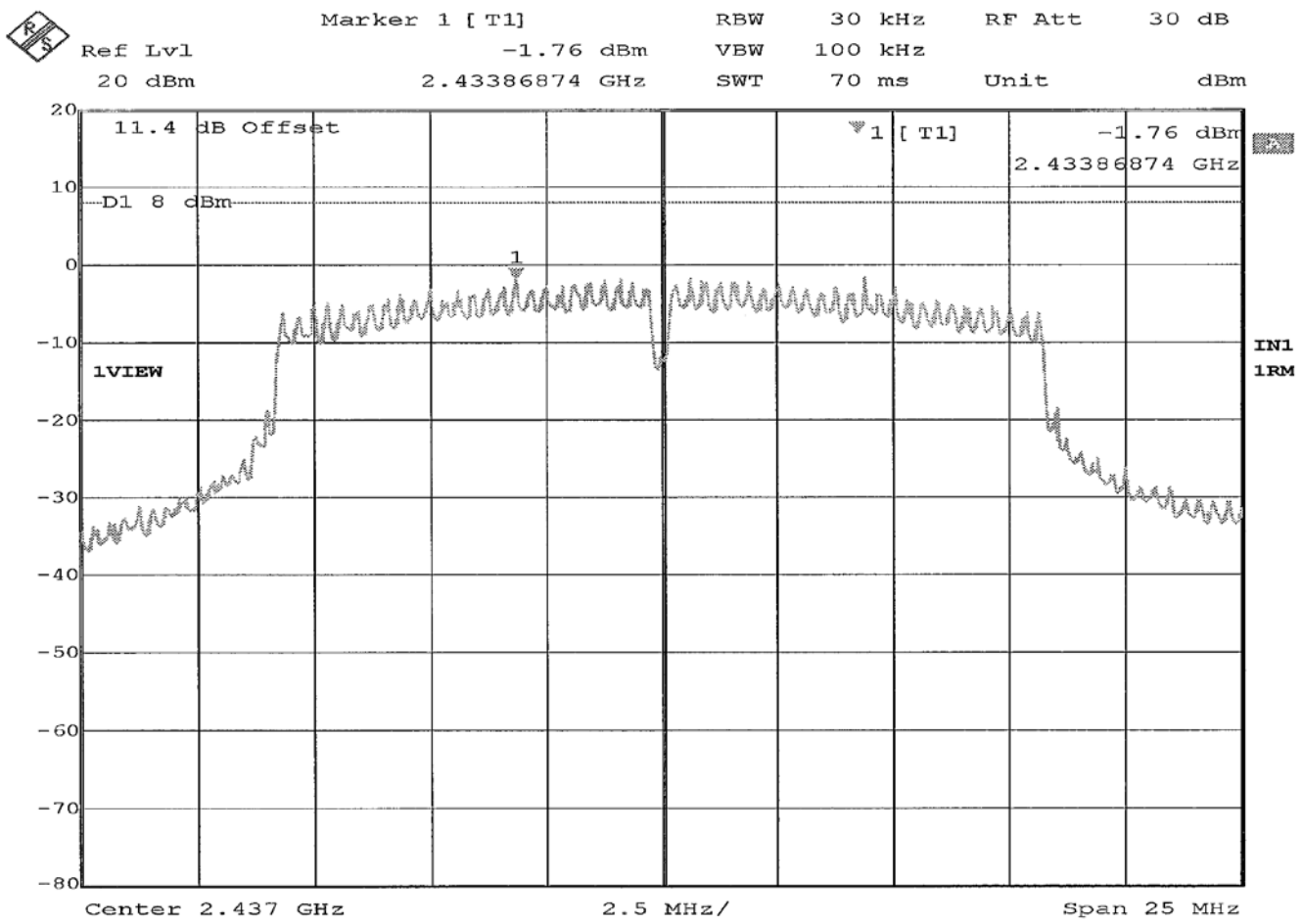

EMISSIONS TEST DATA SHEET	
Method:	**Power Spectral Density**
Test Specification:	FCC Part 15, Subpart C Paragraph: 15.247 (e)
Job Number:	R-6521H-3
Customer:	Immedia Semiconductor, LLC.
Test Sample:	Blink Indoor/Outdoor Camera
Model Number:	BCM00401U
Serial Number:	G8T1-GH02-2112-0079
Operating Mode:	Transmitting modulated signal (802.11g) at 2462 MHz
Technician:	M. Seamans
Date(s):	April 11th, 2022
Temp/ Relative Humidity:	20.4 °C / 29.0 %
Notes:	Power Spectral Density: -5.03 dBm

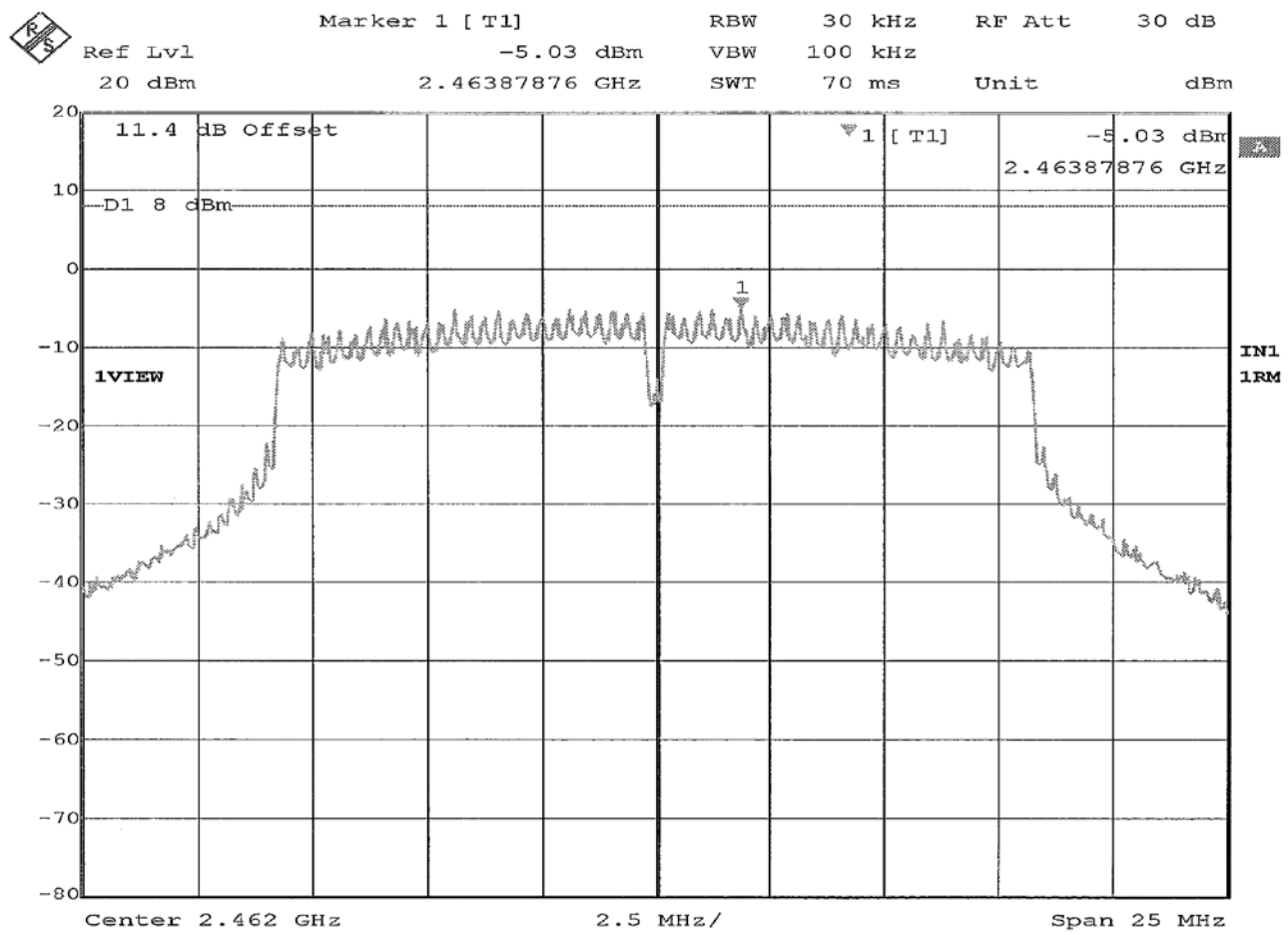

EMISSIONS TEST DATA SHEET	
Method:	**Power Spectral Density**
Test Specification:	FCC Part 15, Subpart C Paragraph: 15.247 (e)
Job Number:	R-6521H-3
Customer:	Immedia Semiconductor, LLC.
Test Sample:	Blink Indoor/Outdoor Camera
Model Number:	BCM00401U
Serial Number:	G8T1-GH02-2112-0079
Operating Mode:	Transmitting modulated signal (802.11b) at 2412 MHz
Technician:	M. Seamans
Date(s):	April 11th, 2022
Temp/ Relative Humidity:	20.4 °C / 29.0 %
Notes:	Power Spectral Density: 0.33 dBm

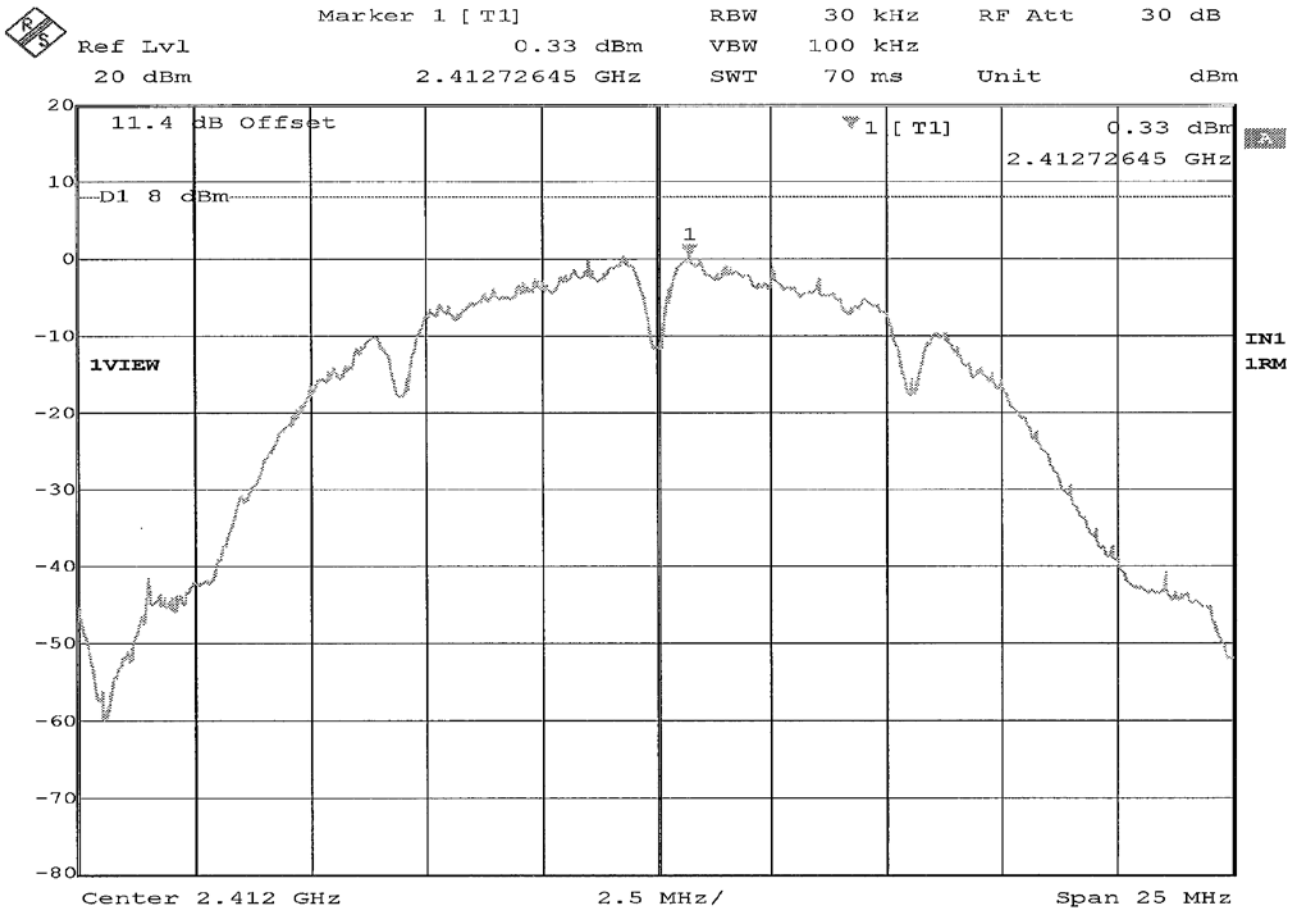

EMISSIONS TEST DATA SHEET	
Method:	**Power Spectral Density**
Test Specification:	FCC Part 15, Subpart C Paragraph: 15.247 (e)
Job Number:	R-6521H-3
Customer:	Immedia Semiconductor, LLC.
Test Sample:	Blink Indoor/Outdoor Camera
Model Number:	BCM00401U
Serial Number:	G8T1-GH02-2112-0079
Operating Mode:	Transmitting modulated signal (802.11b) at 2437 MHz
Technician:	M. Seamans
Date(s):	April 11th, 2022
Temp/ Relative Humidity:	20.4 °C / 29.0 %
Notes:	Power Spectral Density: 1.36 dBm

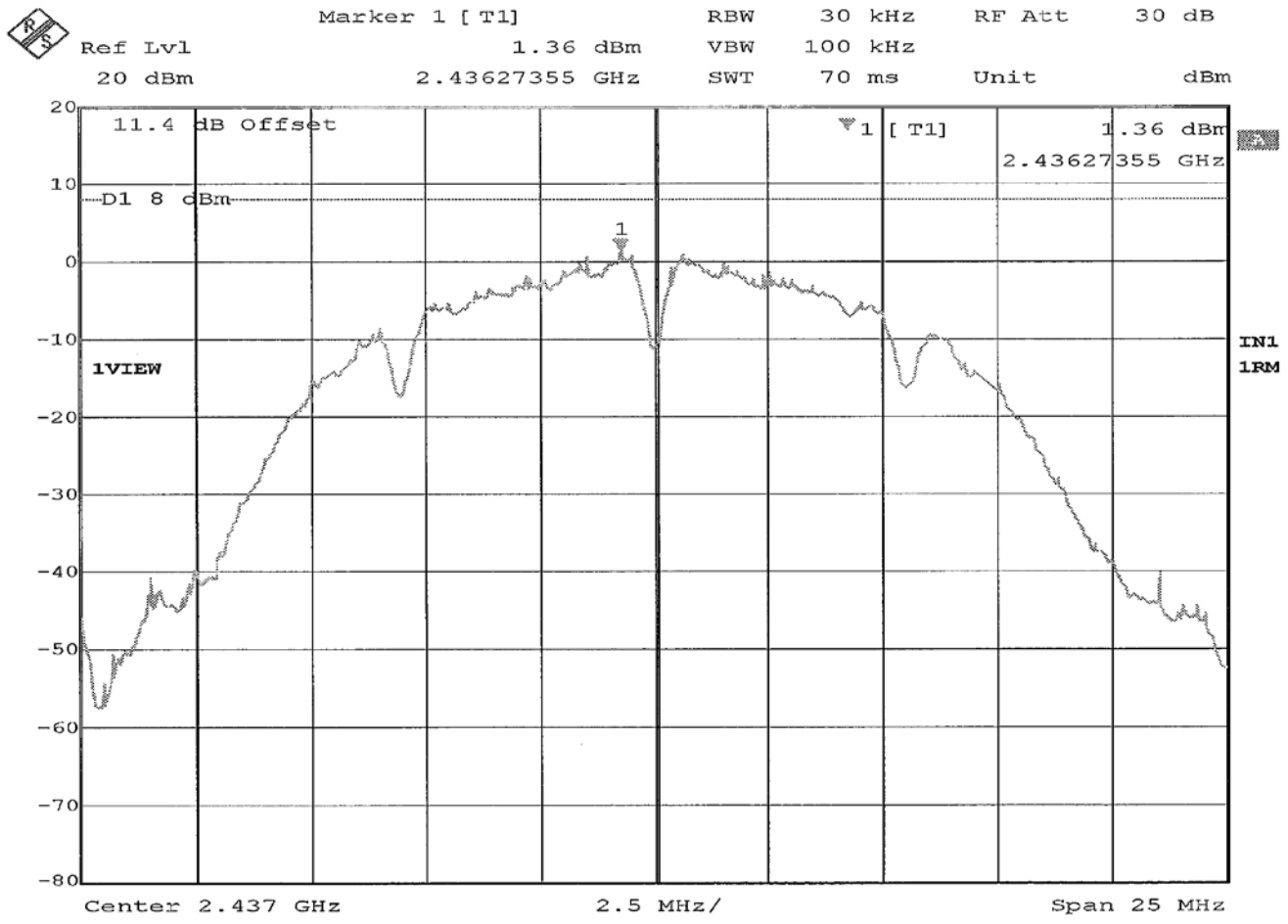

EMISSIONS TEST DATA SHEET	
Method:	**Power Spectral Density**
Test Specification:	FCC Part 15, Subpart C Paragraph: 15.247 (e)
Job Number:	R-6521H-3
Customer:	Immedia Semiconductor, LLC.
Test Sample:	Blink Indoor/Outdoor Camera
Model Number:	BCM00401U
Serial Number:	G8T1-GH02-2112-0079
Operating Mode:	Transmitting modulated signal (802.11b) at 2462 MHz
Technician:	M. Seamans
Date(s):	April 11th, 2022
Temp/ Relative Humidity:	20.4 °C / 29.0 %
Notes:	Power Spectral Density: 1.16 dBm

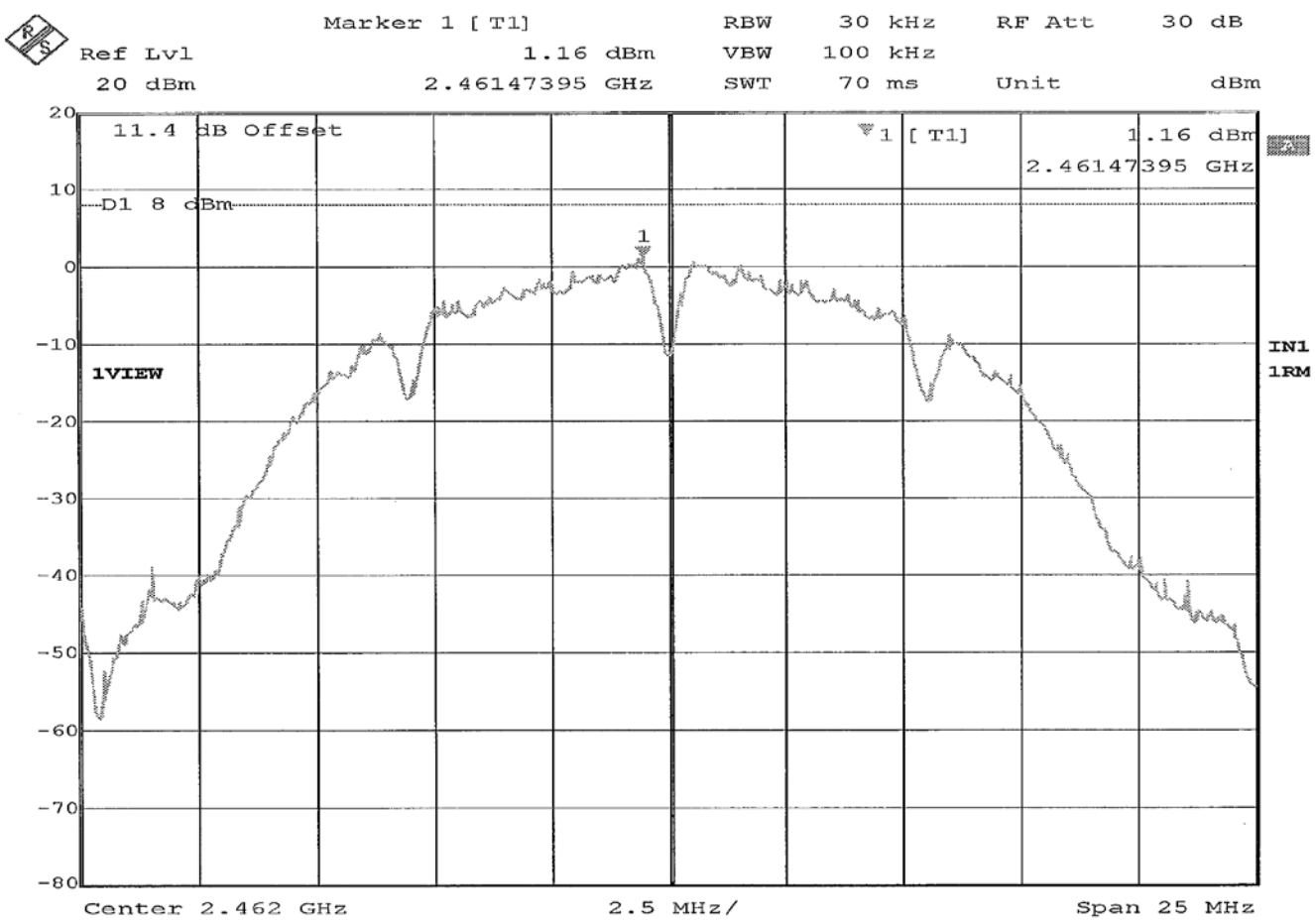

EMISSIONS TEST DATA SHEET	
Method:	**Power Spectral Density**
Test Specification:	FCC Part 15, Subpart C Paragraph: 15.247 (e)
Job Number:	R-6521H-3
Customer:	Immedia Semiconductor, LLC.
Test Sample:	Blink Indoor/Outdoor Camera
Model Number:	BCM00401U
Serial Number:	G8T1-GH02-2112-0079
Operating Mode:	Transmitting modulated signal (802.11n) at 2412 MHz
Technician:	M. Seamans
Date(s):	April 11th, 2022
Temp/ Relative Humidity:	20.4 °C / 29.0 %
Notes:	Power Spectral Density: -5.65 dBm

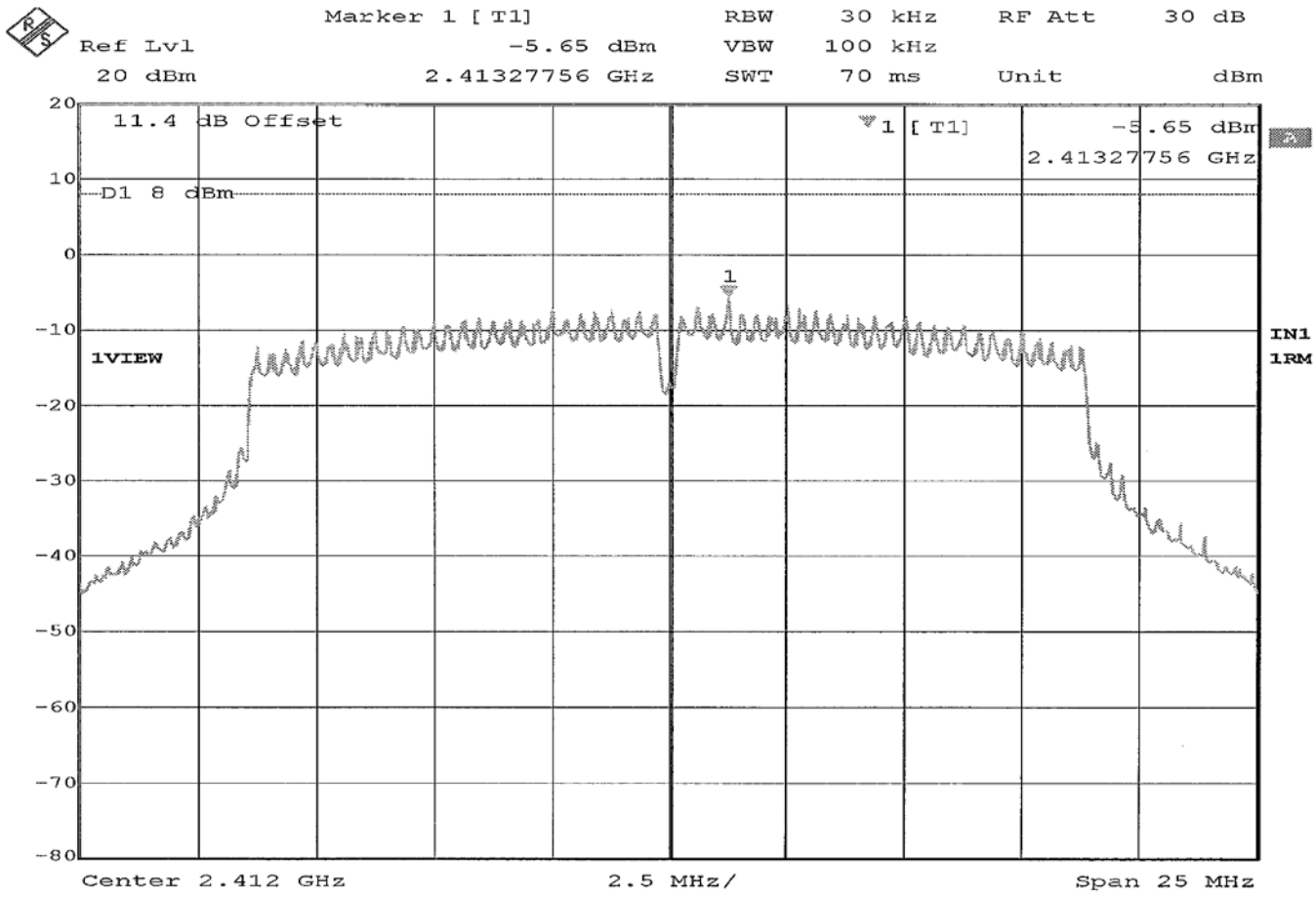

EMISSIONS TEST DATA SHEET	
Method:	**Power Spectral Density**
Test Specification:	FCC Part 15, Subpart C Paragraph: 15.247 (e)
Job Number:	R-6521H-3
Customer:	Immedia Semiconductor, LLC.
Test Sample:	Blink Indoor/Outdoor Camera
Model Number:	BCM00401U
Serial Number:	G8T1-GH02-2112-0079
Operating Mode:	Transmitting modulated signal (802.11n) at 2437 MHz
Technician:	M. Seamans
Date(s):	April 11th, 2022
Temp/ Relative Humidity:	20.4 °C / 29.0 %
Notes:	Power Spectral Density: -1.37 dBm

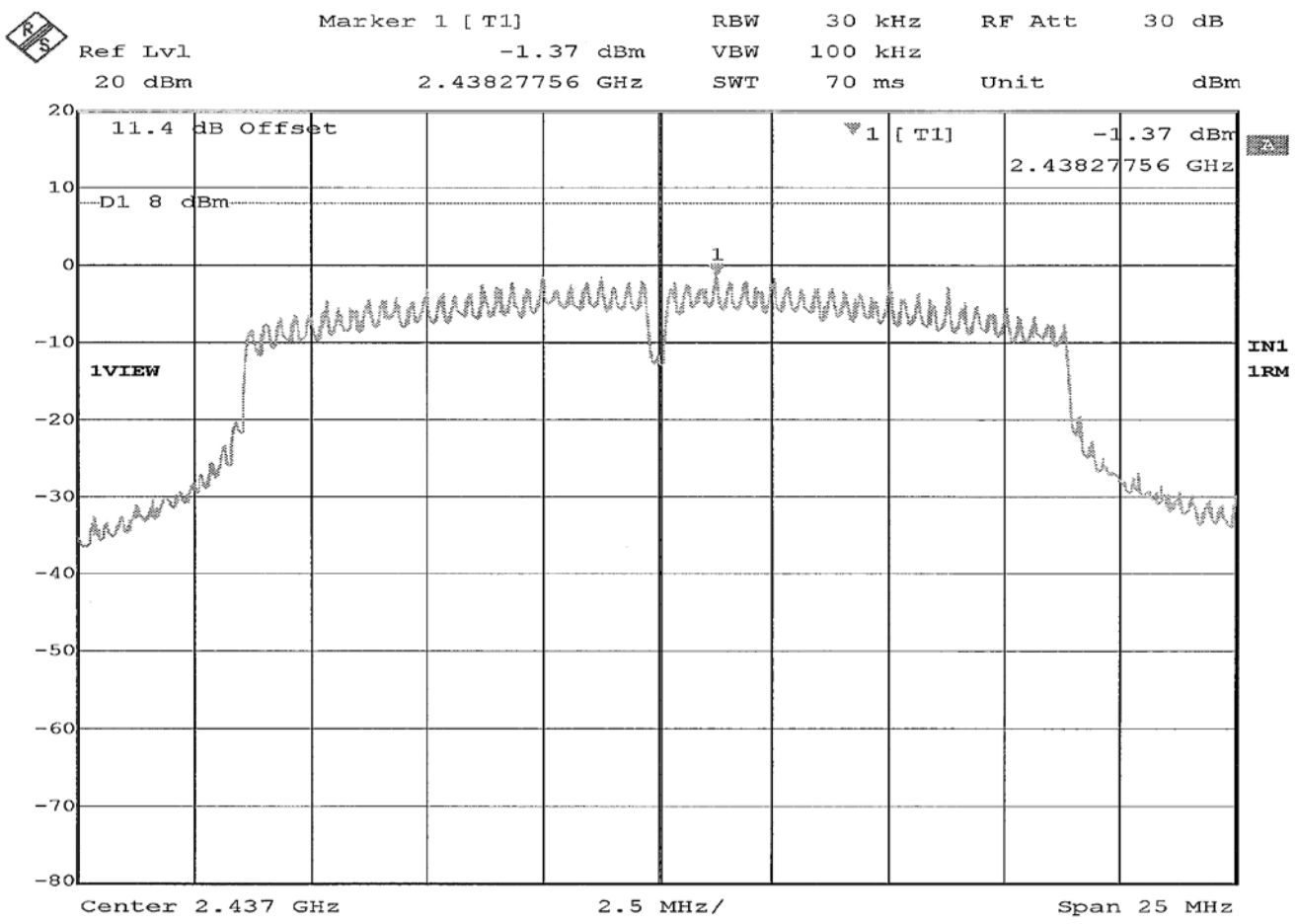

EMISSIONS TEST DATA SHEET	
Method:	**Power Spectral Density**
Test Specification:	FCC Part 15, Subpart C Paragraph: 15.247 (e)
Job Number:	R-6521H-3
Customer:	Immedia Semiconductor, LLC.
Test Sample:	Blink Indoor/Outdoor Camera
Model Number:	BCM00401U
Serial Number:	G8T1-GH02-2112-0079
Operating Mode:	Transmitting modulated signal (802.11n) at 2462 MHz
Technician:	M. Seamans
Date(s):	April 11th, 2022
Temp/ Relative Humidity:	20.4 °C / 29.0 %
Notes:	Power Spectral Density: -5.14 dBm

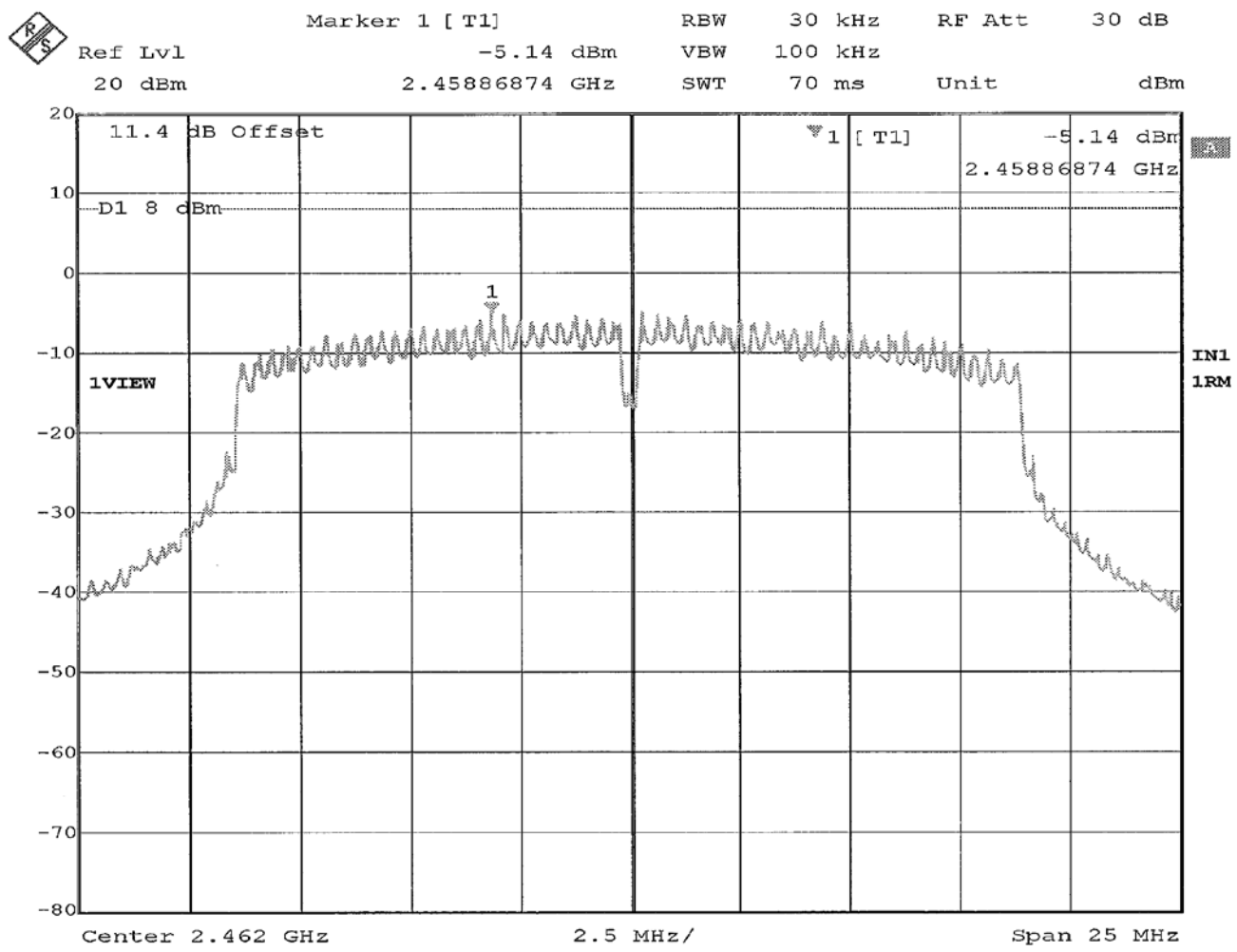

Retlif Testing Laboratories

Report No. R-6689H-3

FCC Part 15, Subpart B, Section 15.209(a)
Spurious Radiated Emissions, 30 MHz to 25 GHz
Test Data

RETLIF TESTING LABORATORIES

EMISSIONS TEST DATA SHEET

Test Method	**Spurious Emissions 30 MHz to 25 GHz**
Customer	Immedia Semiconductor, LLC.
Job Number	R-6689H-3
Test Sample	Blink Indoor/Outdoor Camera
Model Number	BCM00401U
Serial Number	G8T1-GH02-2112-0079
Test Specification	FCC Part 15.247(d)
Operating Mode	Transmitting Modulated Signal (WiFi)
Technician	M. Seamans
Date	April 13th, 2022

Notes: Test Antenna Distance: 3 meters Detector: Quasi-Peak <1GHz, Average >1GHz

TEST PARAMETERS

Test Frequency	Measured Frequency	Meter Reading	Correction Factor	Corrected Reading			Converted Reading	Limit at 3M
MHz	MHz	dBuV	dB	dBuV/m			uV/m	uV/m
30.00	-	-	-	-			-	100.00
|	35.00	5.87	13.23	19.10	*		9.02	|
|	-	-	-	-			-	|
88.00	-	-	-	-			-	100.00
88.00	-	-	-	-			-	150.00
|	110.00	7.32	14.78	22.10	*		12.74	|
|	195.00	8.76	19.75	28.50	*		26.61	|
|	205.00	6.12	18.38	24.50	*		16.79	|
|	-	-	-	-			-	|
216.00	-	-	-	-			-	150.00
216.00	-	-	-	-			-	200.00
|	600.00	8.39	23.41	31.80	*		38.90	|
|	995.00	8.51	30.59	39.10	*		90.16	|
|	-	-	-	-			-	|
960.00	-	-	-	-			-	200.00
960.00	-	-	-	-			-	500.00
|	1050.00	31.91	-6.36	25.55	*		18.95	|
|	24500.00	32.39	-0.13	32.26	*		41.02	|
25000.00	-	-	-	-			-	500.00

No EUT emissions within 10 dB of the specified test limit were observed at the specified test distance throughout the given frequency spectrum. * This emission is not from the EUT. It is a measurement of minimum measurement system sensitivity (Noise Floor).

FCC Part 15, Subpart B, Section 15.207(a)
Conducted Emissions, Power Leads, 150 kHz to 30 MHz
Test Data

EMISSIONS TEST DATA SHEET	
Test Specification:	FCC Part 15, Subpart B, Section 15.207(a), Conducted Emissions
Method:	ANSI C63.4, Section 7., AC power-line conducted emission measurements
Job Number/Customer:	R-6689H-3 / Immedia Semiconductor, LLC.
Test Sample:	Blink Indoor/Outdoor Camera
Model Number:	BCM00401U
Serial Number:	G8T1-GH02-2112-0079
Operating Mode:	Transmitting modulated signal
Technician:	M. Seamans
Date(s):	April 12th, 2022
Temp/ Relative Humidity:	22.7 °C / 31.0 %
Port Tested:	120 VAC 60 Hz

Frequency	Lead Tested	Peak Meter Reading	Quasi-Peak Meter Reading	Average Meter Reading	Quasi-Peak Limit	Average Limit
MHz		**dBuV**	**dBuv**	**dBuV**	**dBuV**	**dBuV**
0.152	Hot	44.59	41.80	27.40	66.00	56.00
0.151	Neutral	51.83	47.10	31.40	65.94	55.94
0.389	Hot	47.57	40.90	31.10	58.09	48.09
0.481	Neutral	47.30	43.60	38.00	56.32	46.32
0.418	Hot	48.75	44.30	36.10	57.49	47.49
0.514	Neutral	42.53	37.00	29.20	56.00	46.00
0.477	Hot	50.88	46.90	40.50	56.39	46.39
1.247	Neutral	45.02	38.60	24.60	56.00	46.00
1.449	Hot	51.65	45.60	33.20	56.00	46.00
1.630	Neutral	41.56	32.80	21.30	56.00	46.00
2.593	Hot	47.02	40.40	28.10	56.00	46.00
1.904	Neutral	40.24	27.40	16.00	56.00	46.00

The frequency range was scanned from 0.15 MHz to 30 MHz.
The six highest emissions relative to the limit are presented.
The emissions observed from the EUT do not exceed the specified limits.

FCC 15.247 / RSS-247, ANSI C63.10
Duty Cycle
Test Data

EMISSIONS TEST DATA SHEET	
Method:	**Duty Cycle**
Test Specification:	**FCC 15.247, ANSI C63.10**
Job Number:	R-6689H-3
Customer:	Immedia Semiconductor, LLC.
Test Sample:	Blink Indoor/Outdoor Camera
Model Number:	BCM00401U
Serial Number:	G8T1-GH02-2112-0079
Operating Mode:	Transmitting modulated signal (802.11b)
Technician:	M. Seamans
Date(s):	April 11th, 2022
Temp / Relative Humidity:	20.4 °C / 29.0 %

TEST PARAMETERS				
Channel	**Measured on time**	**Pulse interval**	**Duty Cycle Calculation**	**Result**
#	**msec**	**msec**		
1	8.416834	21.042084	= (8.416834 ms/ 21.042084 ms)*100	40.00 %
Worst case Duty Cycle showing <98% Duty Cycle, and >2% variations in multiple transmissions.				

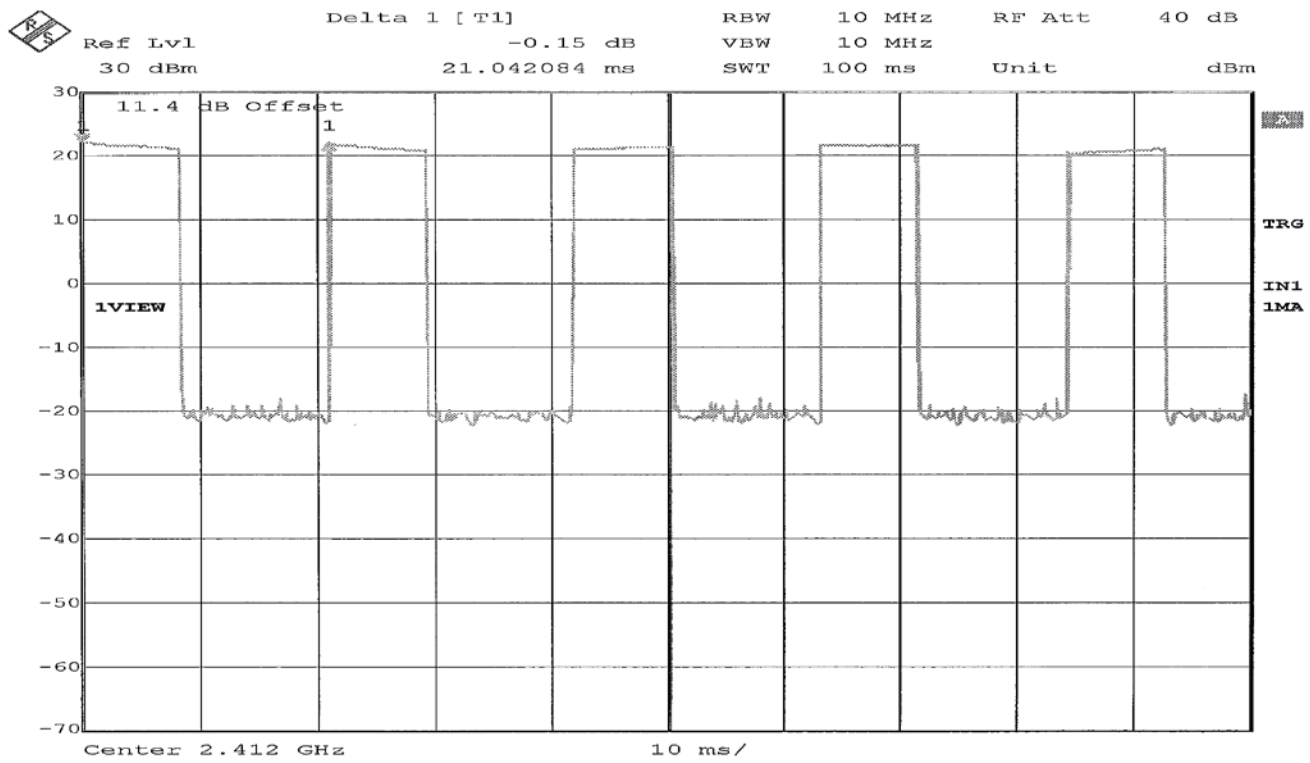

Pulse Time: 21.042084 ms

EMISSIONS TEST DATA SHEET	
Method:	**Duty Cycle**
Test Specification:	**FCC 15.247 / RSS-247, ANSI C63.10**
Job Number:	R-6689H-3
Customer:	Immedia Semiconductor, LLC.
Test Sample:	Blink Indoor/Outdoor Camera
Model Number:	BCM00401U
Serial Number:	G8T1-GH02-2112-0079
Operating Mode:	Transmitting modulated signal (802.11b)
Technician:	M. Seamans
Date(s):	April 11th, 2022
Temp / Relative Humidity:	20.4 °C / 29.0 %

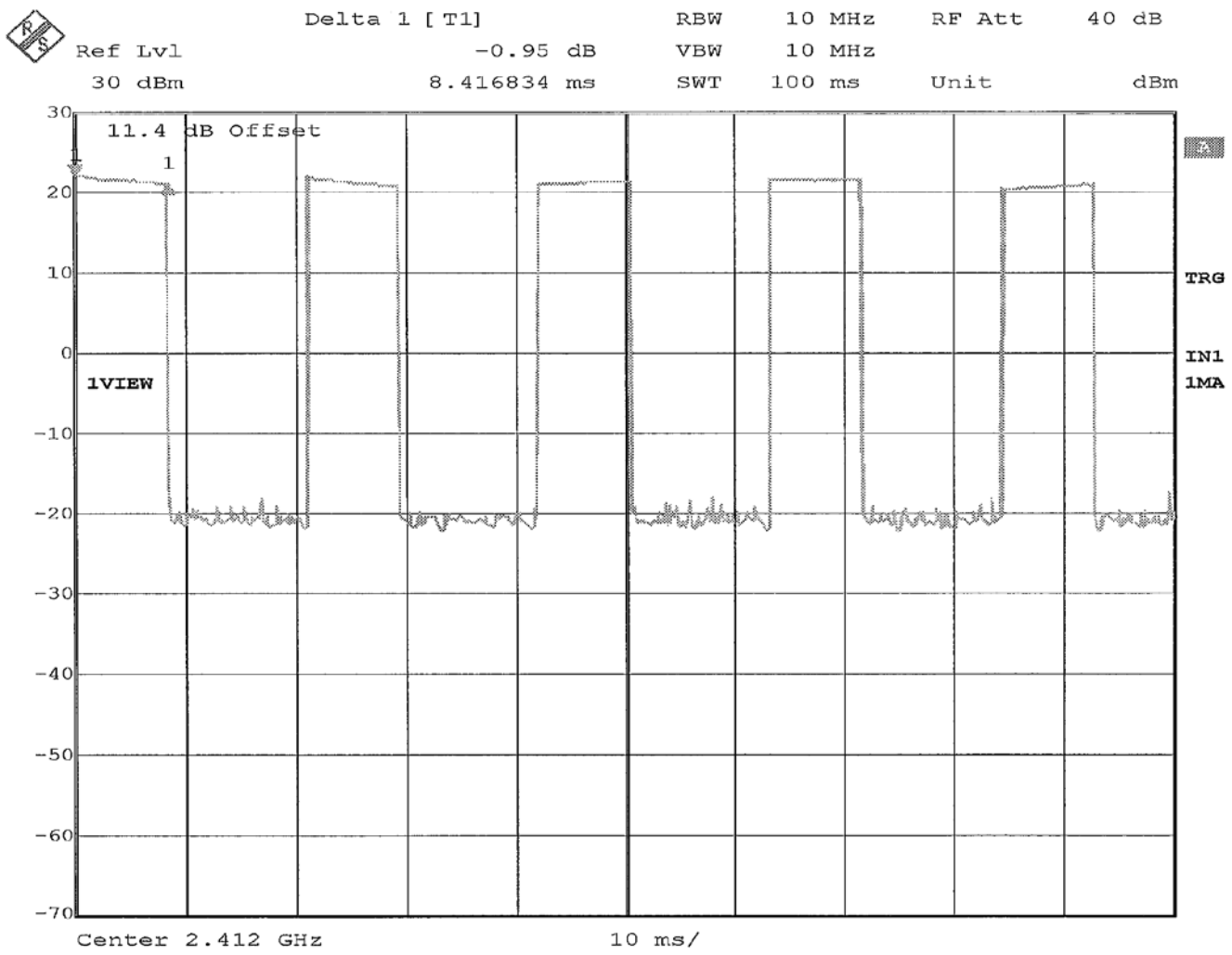

On Time: 8.416834 ms

EMISSIONS TEST DATA SHEET	
Method:	**Duty Cycle**
Test Specification:	**FCC 15.247, ANSI C63.10**
Job Number:	R-6689H-3
Customer:	Immedia Semiconductor, LLC.
Test Sample:	Blink Indoor/Outdoor Camera
Model Number:	BCM00401U
Serial Number:	G8T1-GH02-2112-0079
Operating Mode:	Transmitting modulated signal (802.11g)
Technician:	M. Seamans
Date(s):	April 11th, 2022
Temp / Relative Humidity:	20.4 °C / 29.0 %

TEST PARAMETERS

Channel	Measured on time	Pulse interval	Duty Cycle Calculation	Result
#	msec	msec		
1	1.382766	1.422846	= (1.382766 ms/ 1.422846 ms)*100	97.183 %
Worst case Duty Cycle showing <98% Duty Cycle, and >2% variations in multiple transmissions.				

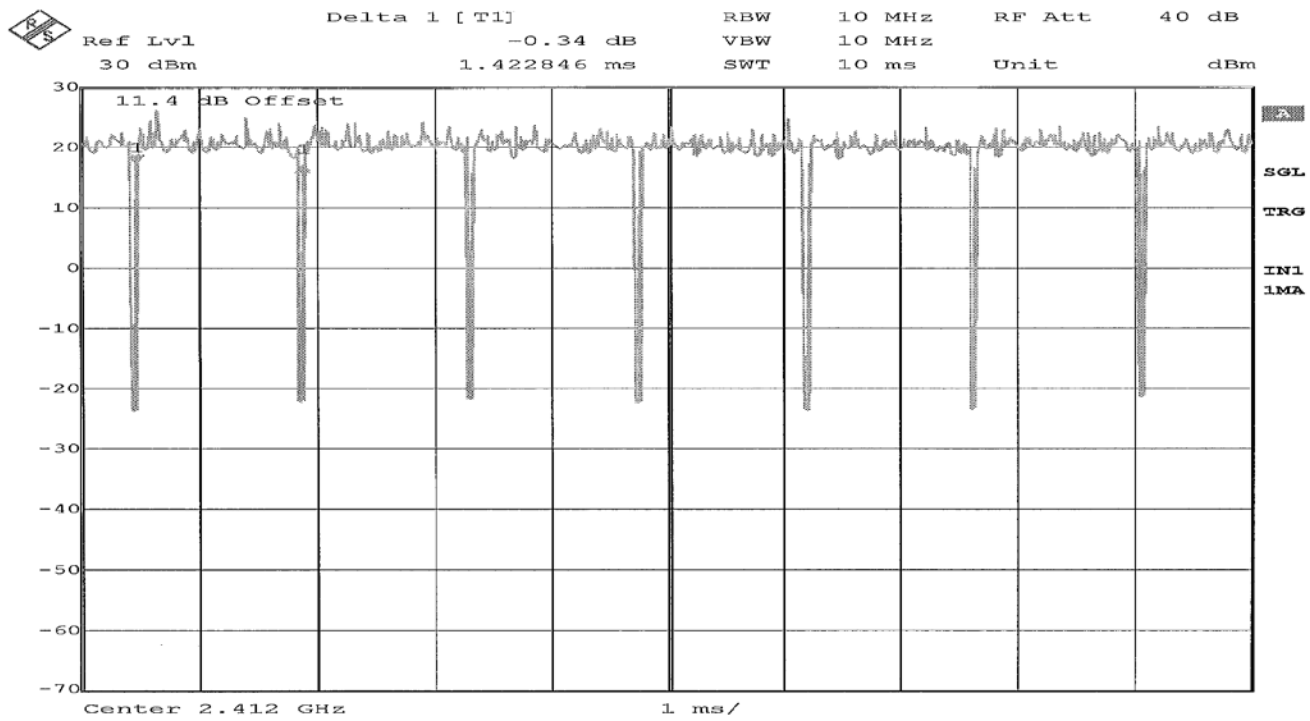

Pulse Time: 1.422846 ms

EMISSIONS TEST DATA SHEET	
Method:	**Duty Cycle**
Test Specification:	**FCC 15.247 / RSS-247, ANSI C63.10**
Job Number:	R-6689H-3
Customer:	Immedia Semiconductor, LLC.
Test Sample:	Blink Indoor/Outdoor Camera
Model Number:	BCM00401U
Serial Number:	G8T1-GH02-2112-0079
Operating Mode:	Transmitting modulated signal (802.11g)
Technician:	M. Seamans
Date(s):	April 11th, 2022
Temp / Relative Humidity:	20.4 °C / 29.0 %

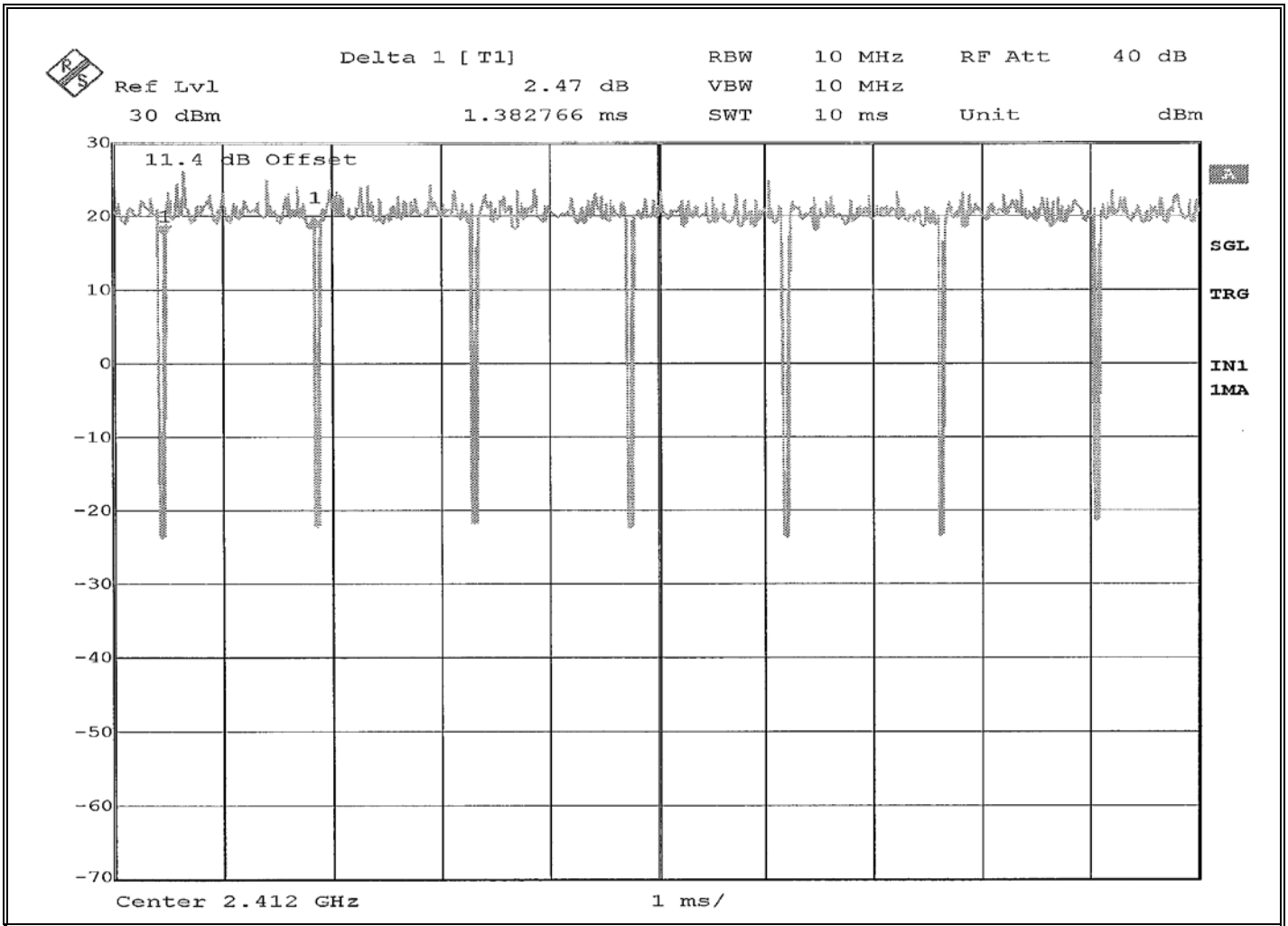

On Time: 1.382766 ms

EMISSIONS TEST DATA SHEET	
Method:	**Duty Cycle**
Test Specification:	**FCC 15.247, ANSI C63.10**
Job Number:	R-6689H-3
Customer:	Immedia Semiconductor, LLC.
Test Sample:	Blink Indoor/Outdoor Camera
Model Number:	BCM00401U
Serial Number:	G8T1-GH02-2112-0079
Operating Mode:	Transmitting modulated signal (802.11n)
Technician:	M. Seamans
Date(s):	April 11th, 2022
Temp / Relative Humidity:	20.4 °C / 29.0 %

TEST PARAMETERS

Channel	Measured on time	Pulse interval	Duty Cycle Calculation	Result
#	msec	msec		
1	1.322645	1.362725	= (1.322645 ms/ 1.362725 ms)*100	97.05 %
Worst case Duty Cycle showing <98% Duty Cycle, and >2% variations in multiple transmissions.				

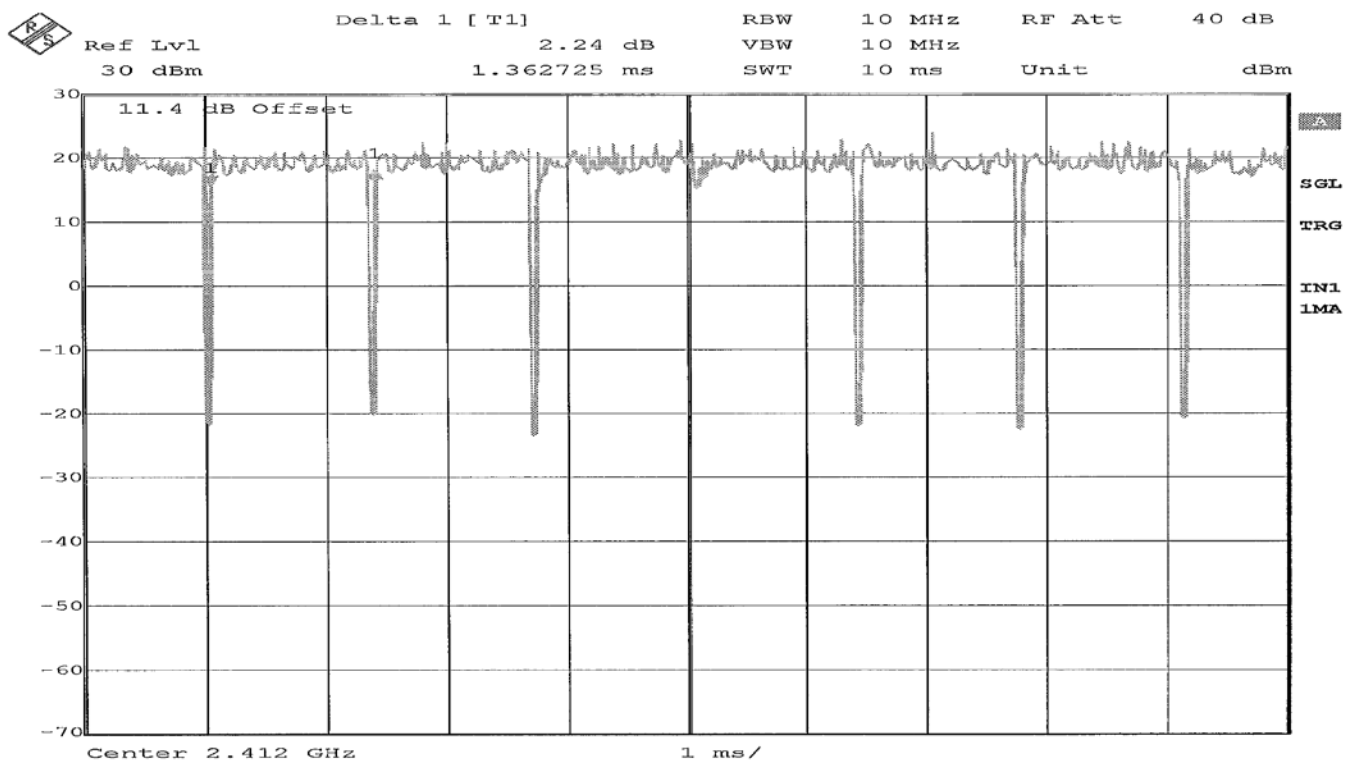

Pulse Time: 1.362725 ms

EMISSIONS TEST DATA SHEET	
Method:	**Duty Cycle**
Test Specification:	**FCC 15.247 / RSS-247, ANSI C63.10**
Job Number:	R-6689H-3
Customer:	Immedia Semiconductor, LLC.
Test Sample:	Blink Indoor/Outdoor Camera
Model Number:	BCM00401U
Serial Number:	G8T1-GH02-2112-0079
Operating Mode:	Transmitting modulated signal (802.11n)
Technician:	M. Seamans
Date(s):	April 11th, 2022
Temp / Relative Humidity:	20.4 °C / 29.0 %

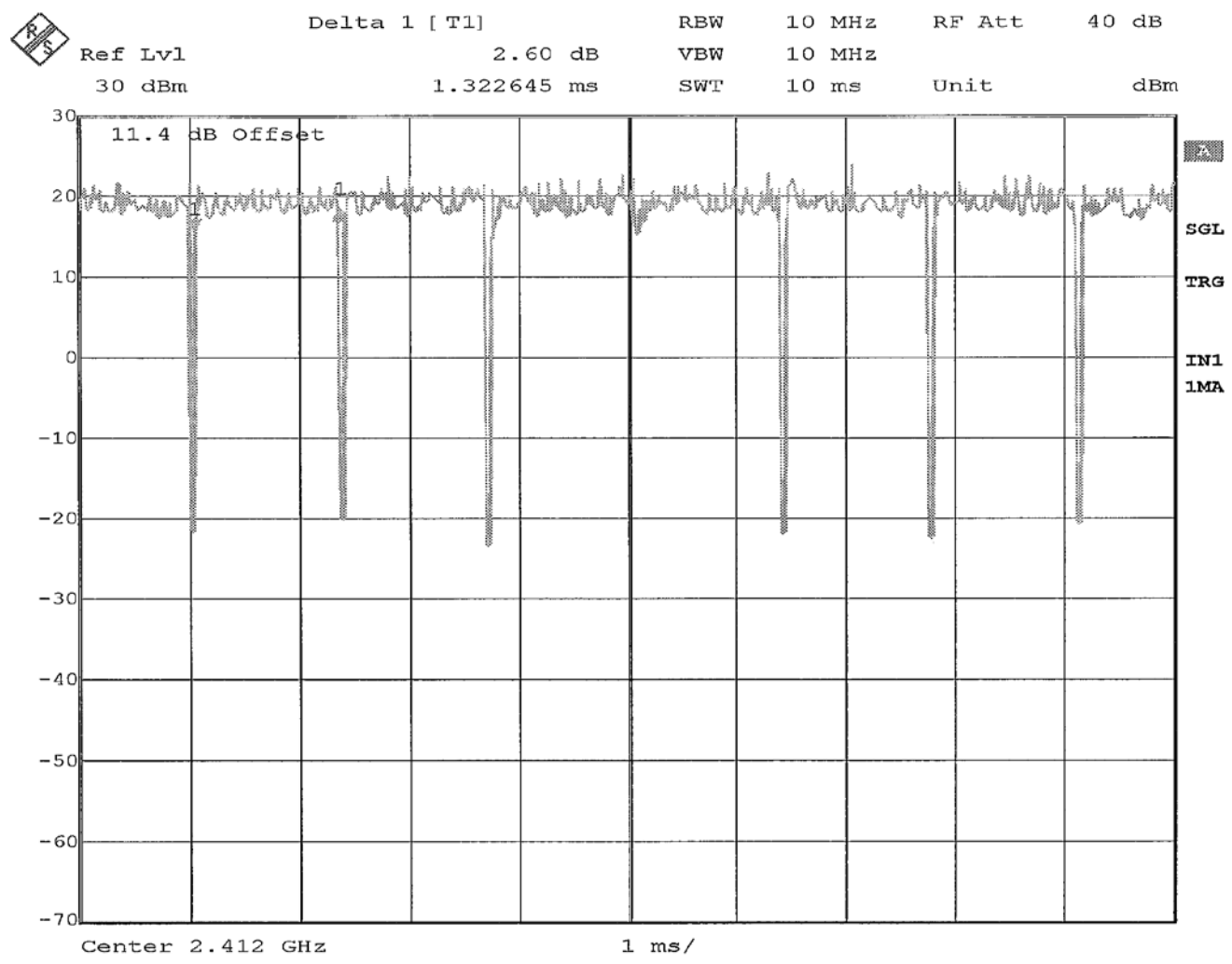

On Time: 1.322645 ms