GSM 850-Right Head Cheek Low CH128 2
GSM 850-Right Head Tilted Low CH128 3
GSM 850-Left Head Cheek Low CH128 4
GSM 850-Left Head Tilted Low CH128 5
PCS 1900-Right Head Cheek Middle CH661 6
PCS 1900-Right Head Tilted Middle CH661 7
PCS 1900-Left Head Cheek Middle CH661 8
PCS 1900-Left Head Tilted Middle CH661 9
WCDMA Band II-Right Head Cheek Low CH9262 10
WCDMA Band II-Right Head Tilted Low CH9262 11
WCDMA Band II-Left Head Cheek Low CH9262 12
WCDMA Band II-Left Head Tilted Low CH9262 13
WCDMA Band V-Right Head Cheek Low CH4132 14
WCDMA Band V-Right Head Tilted Low CH4132 15
WCDMA Band V-Left Head Cheek Low CH4132 16
WCDMA Band V-Left Head Tilted Low CH4132 17
WIFI-Right Head Cheek Middle CH6 18
WIFI-Right Head Tilted Middle CH6 19
WIFI-Left Head Cheek Middle CH6 20
WIFI-Left Head Tilted Middle CH6 21
GPRS 850-Body Front Low CH128 21
GPRS 850-Body Rear Low CH128 21
GPRS 850-Body Left Low CH128 21
GPRS 850-Body Top Low CH128 21
GPRS 1900-Body Front High CH810 21
GPRS 1900-Body Rear Low CH512 21
GPRS 1900-Body Rear Middle CH661 21
GPRS 1900-Body Rear High CH810 21
GPRS 1900-Body Left High CH810 21
GPRS 1900-Body Top High CH810 21
WCDMA Band II-Body Front Low CH9262 21
WCDMA Band II-Body Rear Low CH9262 21
WCDMA Band II-Body Rear Middle CH9400 21
WCDMA Band II-Body Rear High CH9538 21
WCDMA Band II-Body Left Low CH9262 21
WCDMA Band II-Body Top Low CH9262 21
WCDMA Band V-Body Front Low CH4132 21
WCDMA Band V-Body Rear Low CH4132 21
WCDMA Band V-Body Left Low CH4132 21
WCDMA Band V-Body Top Low CH4132 21
WIFI-Body Front Middle CH6 21
WIFI-Body Rear Middle CH6 21
WIFI-Body Right Middle CH6 21
WIFI-Body Top Middle CH6 21
GPRS 1900-Body Rear Middle CH661 repeat 21
WCDMA Band II-Body Rear High CH9538 repeat 21

Test Laboratory: Compliance Certification Services Inc. Date: 6/24/2015
GSM 850-Right Head Cheek Low CH128
DUT: GIGO Q6; Type: Q6; Serial: 352528063806490
Communication System: UID 0, Generic GSM (0); Communication System Band: GSM850; Frequency: 824.2 MHz;Duty Cycle: 1:8.30042
Medium parameters used (interpolated): f = 824.2 MHz; σ = 0.897 S/m; ε_r = 42.718; ρ = 1000 kg/m^3
Room Ambient Temperature: 22°C; Liquid Temperature: 21.5°C
Phantom section: Right Section
Measurement Standard: DASY5 (IEEE/IEC/ANSI C63.19-2007)
DASY Configuration:

- Probe: EX3DV4 - SN3798; ConvF(9.3, 9.3, 9.3); Calibrated: 7/28/2014;
- Sensor-Surface: 2mm (Mechanical Surface Detection)
- Electronics: DAE4 Sn1245; Calibrated: 7/22/2014
- Phantom: Twin SAM Phantom; Type: QD 000 P40 CD; Serial: 1609
- DASY52 52.8.8(1222);
- SEMCAD X Version 14.6.10 (7331)

GSM 850/Right Head Cheek Low CH128/Area Scan (8x11x1): Measurement grid: dx=15mm, dy=15mm

Info: Interpolated medium parameters used for SAR evaluation.
Maximum value of SAR (measured) = 0.263 W/kg

GSM 850/Right Head Cheek Low CH128/Zoom Scan (5x5x7)/Cube 0: Measurement grid: dx=8mm, dy=8mm, dz=5mm
Reference Value = 10.35 V/m; Power Drift = -0.11 dB
Peak SAR (extrapolated) = 0.314 W/kg
SAR(1 g) = 0.197 W/kg; SAR(10 g) = 0.126 W/kg

Info: Interpolated medium parameters used for SAR evaluation.
Maximum value of SAR (measured) = 0.261 W/kg

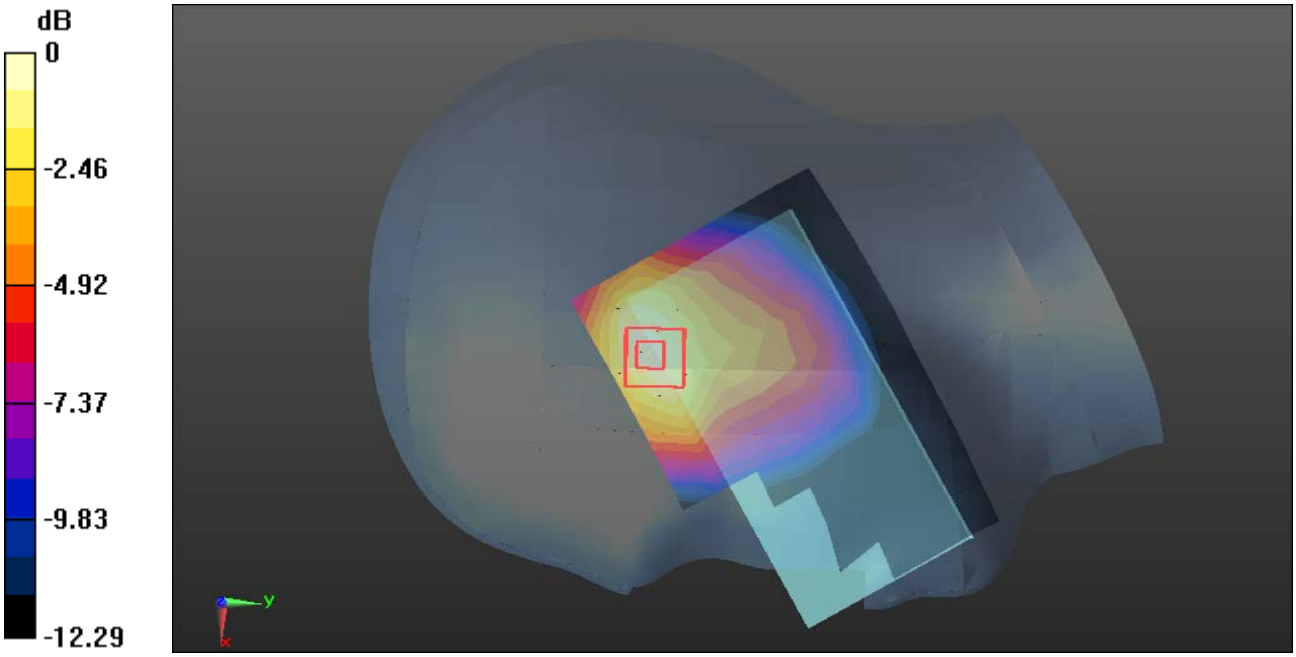

0 dB = 0.261 W/kg = -5.83 dBW/kg

Test Laboratory: Compliance Certification Services Inc. Date: 6/24/2015
GSM 850-Right Head Tilted Low CH128
DUT: GIGO Q6; Type: Q6; Serial: 352528063806490
Communication System: UID 0, Generic GSM (0); Communication System Band: GSM850; Frequency: 824.2 MHz;Duty Cycle: 1:8.30042
Medium parameters used (interpolated): f = 824.2 MHz; σ = 0.897 S/m; ε_r = 42.718; ρ = 1000 kg/m^3
Room Ambient Temperature: 22°C; Liquid Temperature: 21.5°C
Phantom section: Right Section
Measurement Standard: DASY5 (IEEE/IEC/ANSI C63.19-2007)
DASY Configuration:

- Probe: EX3DV4 - SN3798; ConvF(9.3, 9.3, 9.3); Calibrated: 7/28/2014;
- Sensor-Surface: 2mm (Mechanical Surface Detection)
- Electronics: DAE4 Sn1245; Calibrated: 7/22/2014
- Phantom: Twin SAM Phantom; Type: QD 000 P40 CD; Serial: 1609
- DASY52 52.8.8(1222);
- SEMCAD X Version 14.6.10 (7331)

GSM 850/Right Head Tilted Low CH128/Area Scan (8x12x1): Measurement grid: dx=15mm, dy=15mm

Info: Interpolated medium parameters used for SAR evaluation.
Maximum value of SAR (measured) = 0.132 W/kg

GSM 850/Right Head Tilted Low CH128/Zoom Scan (5x5x7)/Cube 0: Measurement grid: dx=8mm, dy=8mm, dz=5mm
Reference Value = 9.512 V/m; Power Drift = -0.15 dB
Peak SAR (extrapolated) = 0.178 W/kg
SAR(1 g) = 0.104 W/kg; SAR(10 g) = 0.068 W/kg

Info: Interpolated medium parameters used for SAR evaluation.
Maximum value of SAR (measured) = 0.143 W/kg

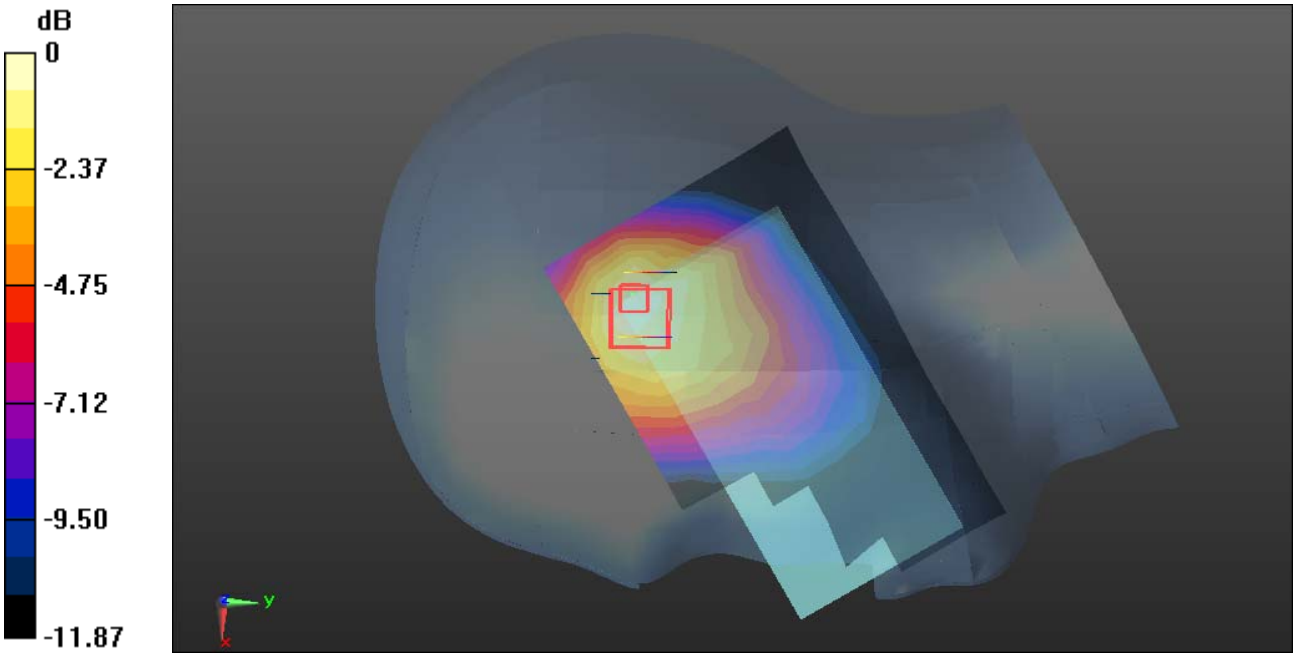

0 dB = 0.143 W/kg = -8.45 dBW/kg

Test Laboratory: Compliance Certification Services Inc. Date: 6/24/2015
GSM 850-Left Head Cheek Low CH128
DUT: GIGO Q6; Type: Q6; Serial: 352528063806490
Communication System: UID 0, Generic GSM (0); Communication System Band: GSM850; Frequency: 824.2 MHz;Duty Cycle: 1:8.30042
Medium parameters used (interpolated): f = 824.2 MHz; σ = 0.897 S/m; ε_r = 42.718; ρ = 1000 kg/m^3
Room Ambient Temperature: 22°C; Liquid Temperature: 21.5°C
Phantom section: Left Section
Measurement Standard: DASY5 (IEEE/IEC/ANSI C63.19-2007)
DASY Configuration:

- Probe: EX3DV4 - SN3798; ConvF(9.3, 9.3, 9.3); Calibrated: 7/28/2014;
- Sensor-Surface: 2mm (Mechanical Surface Detection)
- Electronics: DAE4 Sn1245; Calibrated: 7/22/2014
- Phantom: Twin SAM Phantom; Type: QD 000 P40 CD; Serial: 1609
- DASY52 52.8.8(1222);
- SEMCAD X Version 14.6.10 (7331)

GSM 850/Left Head Cheek Low CH128/Area Scan (8x11x1): Measurement grid: dx=15mm, dy=15mm

Info: Interpolated medium parameters used for SAR evaluation.
Maximum value of SAR (measured) = 0.159 W/kg

GSM 850/Left Head Cheek Low CH128/Zoom Scan (5x5x7)/Cube 0: Measurement grid: dx=8mm, dy=8mm, dz=5mm
Reference Value = 9.044 V/m; Power Drift = 0.06 dB
Peak SAR (extrapolated) = 0.197 W/kg
SAR(1 g) = 0.138 W/kg; SAR(10 g) = 0.101 W/kg

Info: Interpolated medium parameters used for SAR evaluation.
Maximum value of SAR (measured) = 0.166 W/kg



0 dB = 0.166 W/kg = -7.80 dBW/kg

Test Laboratory: Compliance Certification Services Inc. Date: 6/24/2015
GSM 850-Left Head Tilted Low CH128
DUT: GIGO Q6; Type: Q6; Serial: 352528063806490
Communication System: UID 0, Generic GSM (0); Communication System Band: GSM850; Frequency: 824.2 MHz;Duty Cycle: 1:8.30042
Medium parameters used (interpolated): f = 824.2 MHz; σ = 0.897 S/m; ε_r = 42.718; ρ = 1000 kg/m^3
Room Ambient Temperature: 22°C; Liquid Temperature: 21.5°C
Phantom section: Left Section
Measurement Standard: DASY5 (IEEE/IEC/ANSI C63.19-2007)
DASY Configuration:

- Probe: EX3DV4 - SN3798; ConvF(9.3, 9.3, 9.3); Calibrated: 7/28/2014;
- Sensor-Surface: 2mm (Mechanical Surface Detection)
- Electronics: DAE4 Sn1245; Calibrated: 7/22/2014
- Phantom: Twin SAM Phantom; Type: QD 000 P40 CD; Serial: 1609
- DASY52 52.8.8(1222);
- SEMCAD X Version 14.6.10 (7331)

GSM 850/Left Head Tilted Low CH128/Area Scan (8x12x1): Measurement grid: dx=15mm, dy=15mm

Info: Interpolated medium parameters used for SAR evaluation.
Maximum value of SAR (measured) = 0.0847 W/kg

GSM 850/Left Head Tilted Low CH128/Zoom Scan (6x6x7)/Cube 0: Measurement grid: dx=8mm, dy=8mm, dz=5mm
Reference Value = 10.47 V/m; Power Drift = -0.02 dB
Peak SAR (extrapolated) = 0.108 W/kg
SAR(1 g) = 0.071 W/kg; SAR(10 g) = 0.052 W/kg

Info: Interpolated medium parameters used for SAR evaluation.
Maximum value of SAR (measured) = 0.0910 W/kg

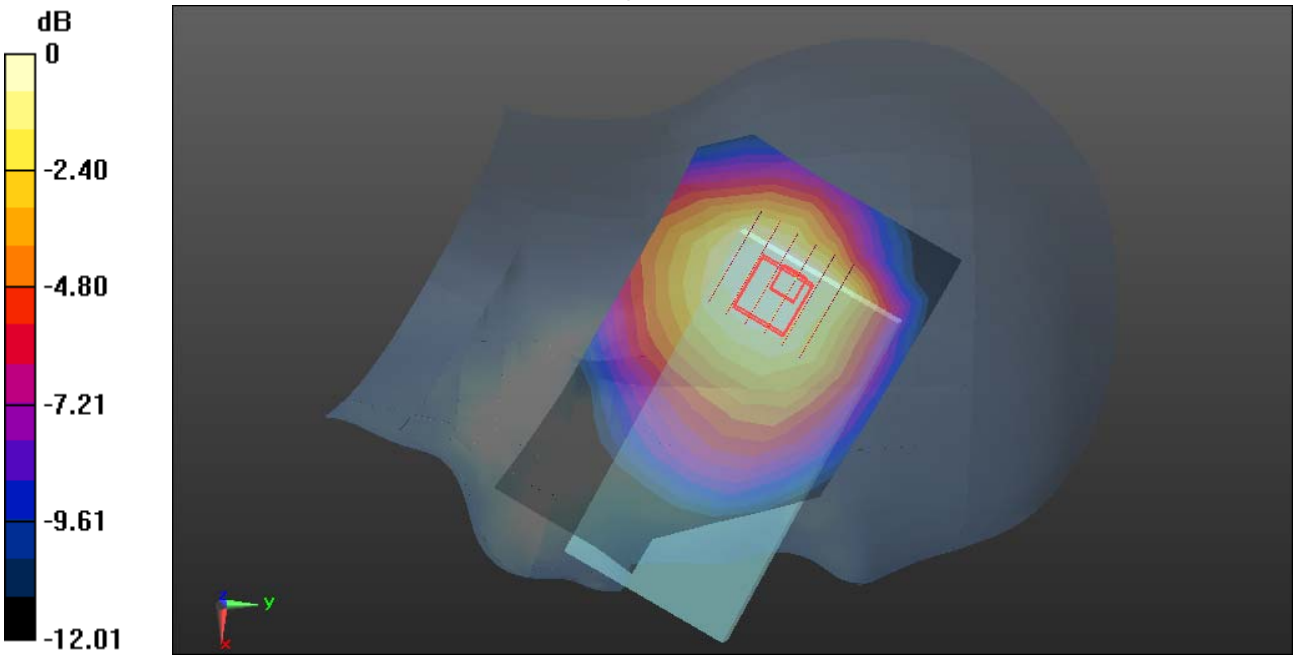

0 dB = 0.0910 W/kg = -10.41 dBW/kg

Test Laboratory: Compliance Certification Services Inc. Date: 6/25/2015
PCS 1900-Right Head Cheek Middle CH661
DUT: GIGO Q6; Type: Q6; Serial: 352528063806490
Communication System: UID 0, Generic GSM (0); Communication System Band: PCS1900; Frequency: 1880 MHz;Duty Cycle: 1:8.30042
Medium parameters used: f = 1880 MHz; σ = 1.38 S/m; ε_r = 40.828; ρ = 1000 kg/m^3
Room Ambient Temperature: 22°C; Liquid Temperature: 21.5°C
Phantom section: Right Section
Measurement Standard: DASY5 (IEEE/IEC/ANSI C63.19-2007)
DASY Configuration:

- Probe: EX3DV4 - SN3798; ConvF(7.75, 7.75, 7.75); Calibrated: 7/28/2014;
- Sensor-Surface: 2mm (Mechanical Surface Detection)
- Electronics: DAE4 Sn1245; Calibrated: 7/22/2014
- Phantom: Twin SAM Phantom; Type: QD 000 P40 CD; Serial: 1609
- DASY52 52.8.8(1222);
- SEMCAD X Version 14.6.10 (7331)

PCS 1900/Right Head Cheek Middle CH661/Area Scan (8x12x1): Measurement grid: dx=15mm, dy=15mm
Maximum value of SAR (measured) = 0.346 W/kg

PCS 1900/Right Head Cheek Middle CH661/Zoom Scan (5x5x7)/Cube 0: Measurement grid: dx=8mm, dy=8mm, dz=5mm
Reference Value = 10.45 V/m; Power Drift = 0.14 dB
Peak SAR (extrapolated) = 0.608 W/kg
SAR(1 g) = 0.265 W/kg; SAR(10 g) = 0.123 W/kg

Maximum value of SAR (measured) = 0.415 W/kg

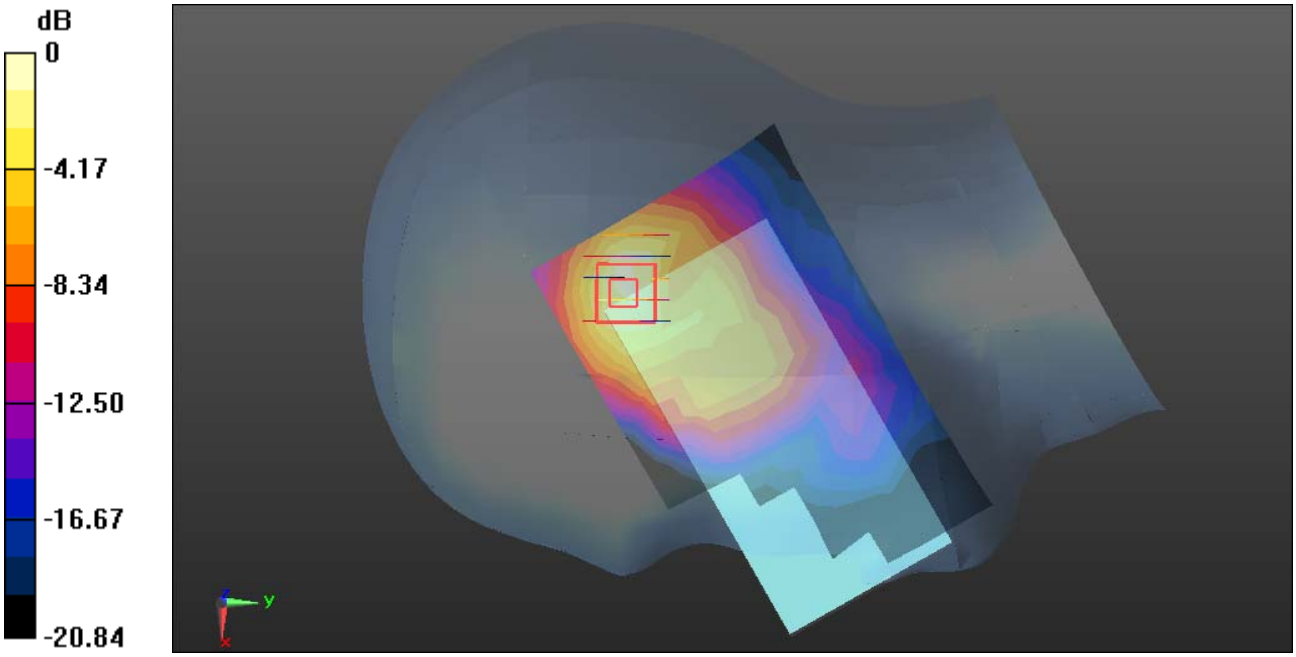

0 dB = 0.415 W/kg = -3.82 dBW/kg

Test Laboratory: Compliance Certification Services Inc. Date: 6/25/2015
PCS 1900-Right Head Tilted Middle CH661
DUT: GIGO Q6; Type: Q6; Serial: 352528063806490
Communication System: UID 0, Generic GSM (0); Communication System Band: PCS1900; Frequency: 1880 MHz;Duty Cycle: 1:8.30042
Medium parameters used: f = 1880 MHz; σ = 1.38 S/m; ε_r = 40.828; ρ = 1000 kg/m^3
Room Ambient Temperature: 22°C; Liquid Temperature: 21.5°C
Phantom section: Right Section
Measurement Standard: DASY5 (IEEE/IEC/ANSI C63.19-2007)
DASY Configuration:

- Probe: EX3DV4 - SN3798; ConvF(7.75, 7.75, 7.75); Calibrated: 7/28/2014;
- Sensor-Surface: 2mm (Mechanical Surface Detection)
- Electronics: DAE4 Sn1245; Calibrated: 7/22/2014
- Phantom: Twin SAM Phantom; Type: QD 000 P40 CD; Serial: 1609
- DASY52 52.8.8(1222);
- SEMCAD X Version 14.6.10 (7331)

PCS 1900/Right Head Tilted Middle CH661/Area Scan (8x12x1): Measurement grid: dx=15mm, dy=15mm
Maximum value of SAR (measured) = 0.356 W/kg

PCS 1900/Right Head Tilted Middle CH661/Zoom Scan (5x5x7)/Cube 0: Measurement grid: dx=8mm, dy=8mm, dz=5mm
Reference Value = 9.435 V/m; Power Drift = 0.05 dB
Peak SAR (extrapolated) = 0.700 W/kg
SAR(1 g) = 0.290 W/kg; SAR(10 g) = 0.128 W/kg
Maximum value of SAR (measured) = 0.472 W/kg

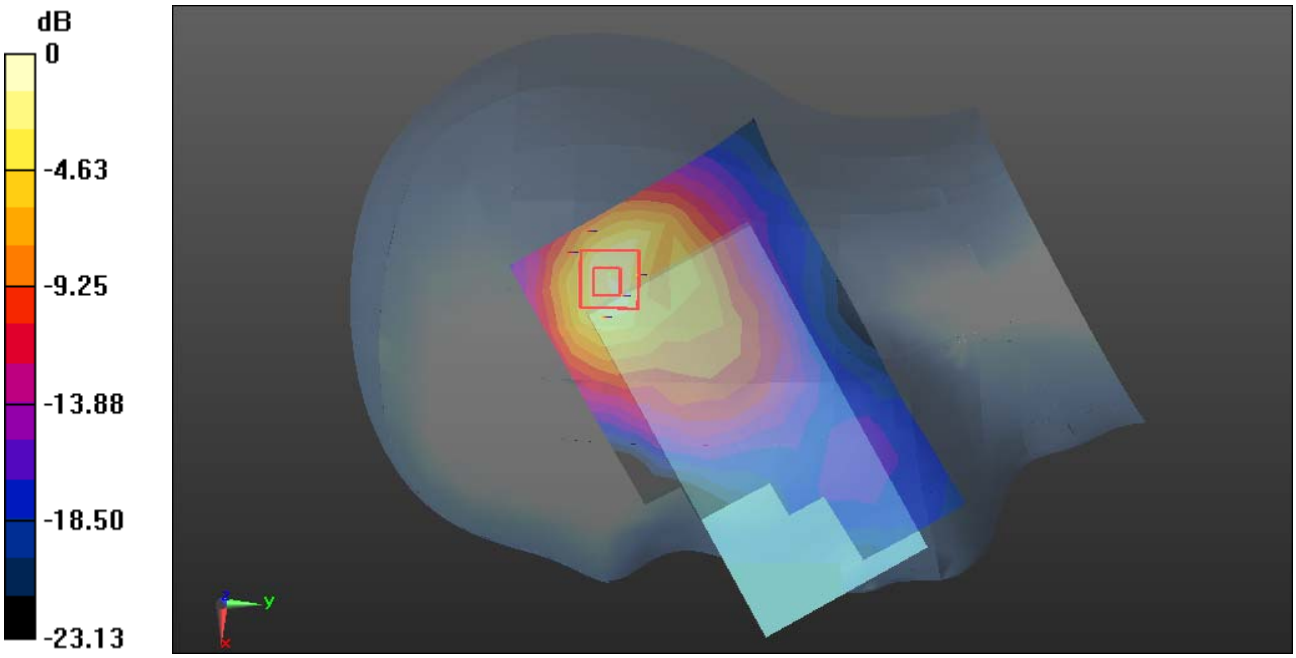

0 dB = 0.472 W/kg = -3.26 dBW/kg

Test Laboratory: Compliance Certification Services Inc. Date: 6/25/2015
PCS 1900-Left Head Cheek Middle CH661
DUT: GIGO Q6; Type: Q6; Serial: 352528063806490
Communication System: UID 0, Generic GSM (0); Communication System Band: PCS1900; Frequency: 1880 MHz;Duty Cycle: 1:8.30042
Medium parameters used: f = 1880 MHz; σ = 1.38 S/m; ε_r = 40.828; ρ = 1000 kg/m^3
Room Ambient Temperature: 22°C; Liquid Temperature: 21.5°C
Phantom section: Left Section
Measurement Standard: DASY5 (IEEE/IEC/ANSI C63.19-2007)
DASY Configuration:

- Probe: EX3DV4 - SN3798; ConvF(7.75, 7.75, 7.75); Calibrated: 7/28/2014;
- Sensor-Surface: 2mm (Mechanical Surface Detection)
- Electronics: DAE4 Sn1245; Calibrated: 7/22/2014
- Phantom: Twin SAM Phantom; Type: QD 000 P40 CD; Serial: 1609
- DASY52 52.8.8(1222);
- SEMCAD X Version 14.6.10 (7331)

PCS 1900/Left Head Cheek Middle CH661/Area Scan (8x12x1): Measurement grid: dx=15mm, dy=15mm
Maximum value of SAR (measured) = 0.248 W/kg

PCS 1900/Left Head Cheek Middle CH661/Zoom Scan (5x5x7)/Cube 0: Measurement grid: dx=8mm, dy=8mm, dz=5mm
Reference Value = 10.67 V/m; Power Drift = 0.16 dB
Peak SAR (extrapolated) = 0.381 W/kg
SAR(1 g) = 0.177 W/kg; SAR(10 g) = 0.090 W/kg
Maximum value of SAR (measured) = 0.265 W/kg



0 dB = 0.265 W/kg = -5.77 dBW/kg

Test Laboratory: Compliance Certification Services Inc. Date: 6/25/2015
PCS 1900-Left Head Tilted Middle CH661
DUT: GIGO Q6; Type: Q6; Serial: 352528063806490
Communication System: UID 0, Generic GSM (0); Communication System Band: PCS1900; Frequency: 1880 MHz;Duty Cycle: 1:8.30042
Medium parameters used: f = 1880 MHz; σ = 1.38 S/m; ε_r = 40.828; ρ = 1000 kg/m^3
Room Ambient Temperature: 22°C; Liquid Temperature: 21.5°C
Phantom section: Left Section
Measurement Standard: DASY5 (IEEE/IEC/ANSI C63.19-2007)
DASY Configuration:

- Probe: EX3DV4 - SN3798; ConvF(7.75, 7.75, 7.75); Calibrated: 7/28/2014;
- Sensor-Surface: 2mm (Mechanical Surface Detection)
- Electronics: DAE4 Sn1245; Calibrated: 7/22/2014
- Phantom: Twin SAM Phantom; Type: QD 000 P40 CD; Serial: 1609
- DASY52 52.8.8(1222);
- SEMCAD X Version 14.6.10 (7331)

PCS 1900/Left Head Tilted Middle CH661/Area Scan (8x12x1): Measurement grid: dx=15mm, dy=15mm
Maximum value of SAR (measured) = 0.280 W/kg

PCS 1900/Left Head Tilted Middle CH661/Zoom Scan (6x6x7)/Cube 0: Measurement grid: dx=8mm, dy=8mm, dz=5mm
Reference Value = 10.79 V/m; Power Drift = 0.06 dB
Peak SAR (extrapolated) = 0.464 W/kg
SAR(1 g) = 0.215 W/kg; SAR(10 g) = 0.106 W/kg
Maximum value of SAR (measured) = 0.328 W/kg

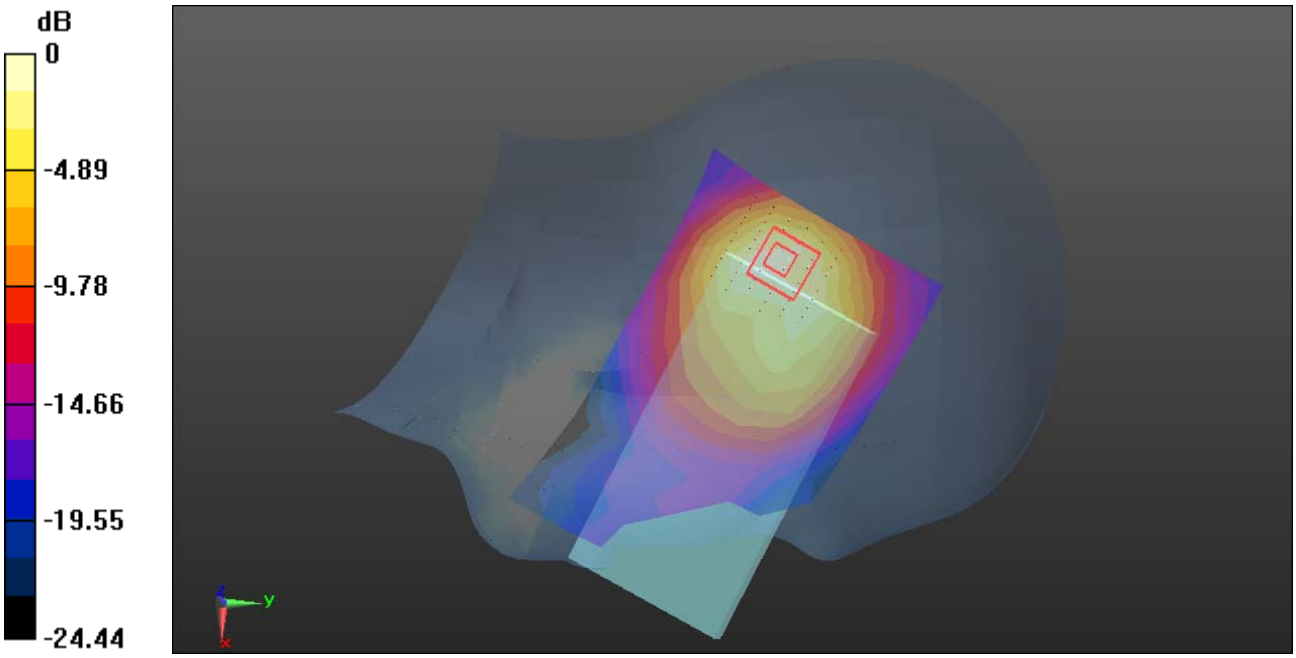

0 dB = 0.328 W/kg = -4.84 dBW/kg

Test Laboratory: Compliance Certification Services Inc. Date: 6/25/2015
WCDMA Band II-Right Head Cheek Low CH9262
DUT: GIGO Q6; Type: Q6; Serial: 352528063806490
Communication System: UID 0, FDD WCDMA (0); Communication System Band: Band II; Frequency: 1852.4 MHz;Duty Cycle: 1:1
Medium parameters used (interpolated): f = 1852.4 MHz; σ = 1.362 S/m; ε_r = 40.866; ρ = 1000 kg/m^3
Room Ambient Temperature: 22°C; Liquid Temperature: 21.5°C
Phantom section: Right Section
Measurement Standard: DASY5 (IEEE/IEC/ANSI C63.19-2007)
DASY Configuration:

- Probe: EX3DV4 - SN3798; ConvF(7.75, 7.75, 7.75); Calibrated: 7/28/2014;
- Sensor-Surface: 2mm (Mechanical Surface Detection)
- Electronics: DAE4 Sn1245; Calibrated: 7/22/2014
- Phantom: Twin SAM Phantom; Type: QD 000 P40 CD; Serial: 1609
- DASY52 52.8.8(1222);
- SEMCAD X Version 14.6.10 (7331)

WCDMA Band II/Right Head Cheek Low CH9262/Area Scan (8x12x1): Measurement grid: dx=15mm, dy=15mm

Info: Interpolated medium parameters used for SAR evaluation.
Maximum value of SAR (measured) = 0.693 W/kg

WCDMA Band II/Right Head Cheek Low CH9262/Zoom Scan (5x5x7)/Cube 0: Measurement grid: dx=8mm, dy=8mm, dz=5mm
Reference Value = 14.73 V/m; Power Drift = 0.14 dB
Peak SAR (extrapolated) = 1.29 W/kg
SAR(1 g) = 0.562 W/kg; SAR(10 g) = 0.263 W/kg

Info: Interpolated medium parameters used for SAR evaluation.
Maximum value of SAR (measured) = 0.885 W/kg

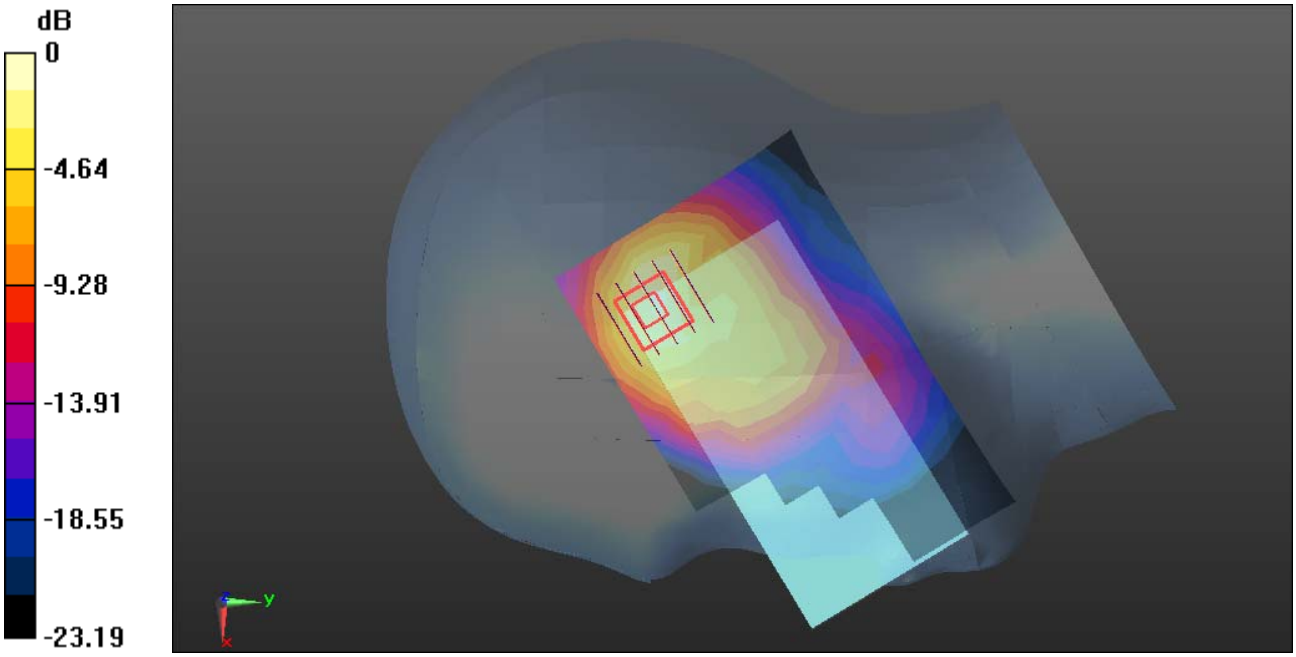

0 dB = 0.885 W/kg = -0.53 dBW/kg

Test Laboratory: Compliance Certification Services Inc. Date: 6/25/2015
WCDMA Band II-Right Head Tilted Low CH9262
DUT: GIGO Q6; Type: Q6; Serial: 352528063806490
Communication System: UID 0, FDD WCDMA (0); Communication System Band: Band II; Frequency: 1852.4 MHz;Duty Cycle: 1:1
Medium parameters used (interpolated): f = 1852.4 MHz; σ = 1.362 S/m; ε_r = 40.866; ρ = 1000 kg/m^3
Room Ambient Temperature: 22°C; Liquid Temperature: 21.5°C
Phantom section: Right Section
Measurement Standard: DASY5 (IEEE/IEC/ANSI C63.19-2007)
DASY Configuration:

- Probe: EX3DV4 - SN3798; ConvF(7.75, 7.75, 7.75); Calibrated: 7/28/2014;
- Sensor-Surface: 2mm (Mechanical Surface Detection)
- Electronics: DAE4 Sn1245; Calibrated: 7/22/2014
- Phantom: Twin SAM Phantom; Type: QD 000 P40 CD; Serial: 1609
- DASY52 52.8.8(1222);
- SEMCAD X Version 14.6.10 (7331)

WCDMA Band II/Right Head Tilted Low CH9262/Area Scan (8x12x1): Measurement grid: dx=15mm, dy=15mm

Info: Interpolated medium parameters used for SAR evaluation.
Maximum value of SAR (measured) = 1.04 W/kg

WCDMA Band II/Right Head Tilted Low CH9262/Zoom Scan (5x5x7)/Cube 0: Measurement grid: dx=8mm, dy=8mm, dz=5mm
Reference Value = 15.51 V/m; Power Drift = 0.17 dB
Peak SAR (extrapolated) = 1.63 W/kg
SAR(1 g) = 0.662 W/kg; SAR(10 g) = 0.291 W/kg

Info: Interpolated medium parameters used for SAR evaluation.
Maximum value of SAR (measured) = 1.03 W/kg

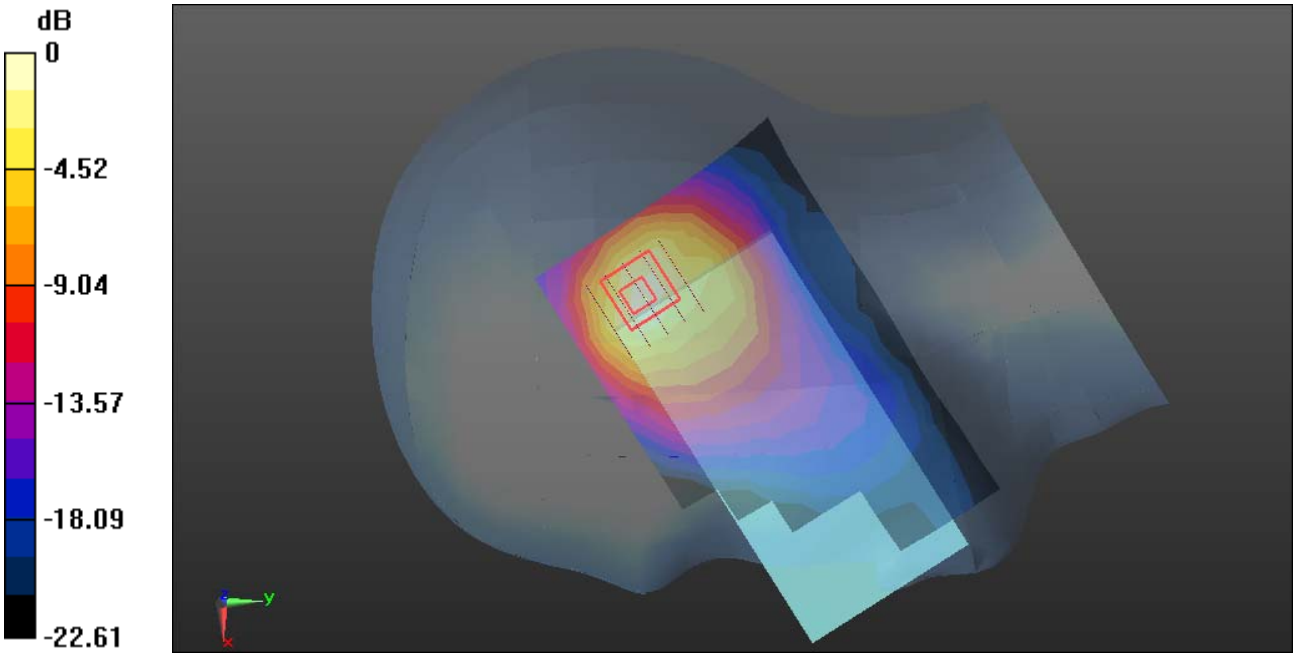

0 dB = 1.03 W/kg = 0.13 dBW/kg

Test Laboratory: Compliance Certification Services Inc. Date: 6/25/2015
WCDMA Band II-Left Head Cheek Low CH9262
DUT: GIGO Q6; Type: Q6; Serial: 352528063806490
Communication System: UID 0, FDD WCDMA (0); Communication System Band: Band II; Frequency: 1852.4 MHz;Duty Cycle: 1:1
Medium parameters used (interpolated): f = 1852.4 MHz; σ = 1.362 S/m; ε_r = 40.866; ρ = 1000 kg/m^3
Room Ambient Temperature: 22°C; Liquid Temperature: 21.5°C
Phantom section: Left Section
Measurement Standard: DASY5 (IEEE/IEC/ANSI C63.19-2007)
DASY Configuration:

- Probe: EX3DV4 - SN3798; ConvF(7.75, 7.75, 7.75); Calibrated: 7/28/2014;
- Sensor-Surface: 2mm (Mechanical Surface Detection), Sensor-Surface: 2.5mm (Mechanical Surface Detection)
- Electronics: DAE4 Sn1245; Calibrated: 7/22/2014
- Phantom: Twin SAM Phantom; Type: QD 000 P40 CD; Serial: 1609
- DASY52 52.8.8(1222);
- SEMCAD X Version 14.6.10 (7331)

WCDMA Band II/Left Head Cheek Low CH9262/Area Scan (8x12x1): Measurement grid: dx=15mm, dy=15mm

Info: Interpolated medium parameters used for SAR evaluation.
Maximum value of SAR (measured) = 0.570 W/kg

WCDMA Band II/Left Head Cheek Low CH9262/Zoom Scan (5x5x7)/Cube 0: Measurement grid: dx=8mm, dy=8mm, dz=5mm
Reference Value = 16.83 V/m; Power Drift = 0.04 dB
Peak SAR (extrapolated) = 0.824 W/kg
SAR(1 g) = 0.386 W/kg; SAR(10 g) = 0.197 W/kg
Info: Interpolated medium parameters used for SAR evaluation.
Maximum value of SAR (measured) = 0.539 W/kg

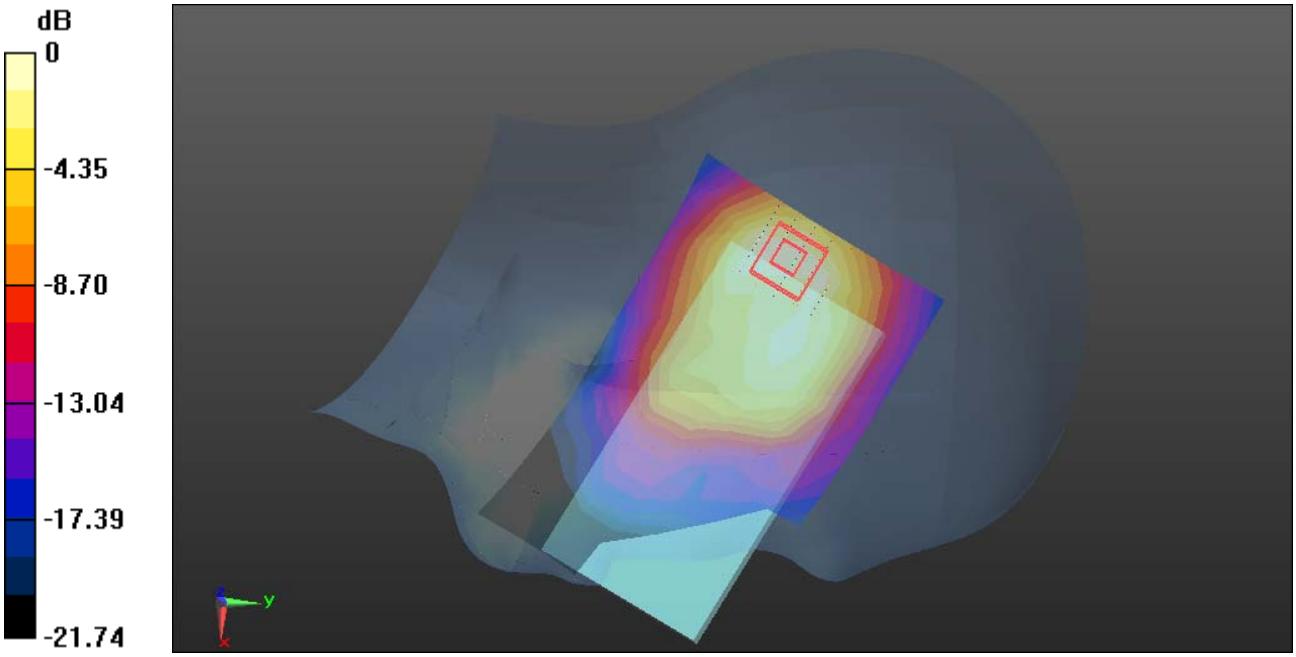

0 dB = 0.539 W/kg = -2.68 dBW/kg

Test Laboratory: Compliance Certification Services Inc. Date: 6/25/2015
WCDMA Band II-Left Head Tilted Low CH9262
DUT: GIGO Q6; Type: Q6; Serial: 352528063806490
Communication System: UID 0, FDD WCDMA (0); Communication System Band: Band II; Frequency: 1852.4 MHz;Duty Cycle: 1:1
Medium parameters used (interpolated): f = 1852.4 MHz; σ = 1.362 S/m; ε_r = 40.866; ρ = 1000 kg/m^3
Room Ambient Temperature: 22°C; Liquid Temperature: 21.5°C
Phantom section: Left Section
Measurement Standard: DASY5 (IEEE/IEC/ANSI C63.19-2007)
DASY Configuration:

- Probe: EX3DV4 - SN3798; ConvF(7.75, 7.75, 7.75); Calibrated: 7/28/2014;
- Sensor-Surface: 2mm (Mechanical Surface Detection)
- Electronics: DAE4 Sn1245; Calibrated: 7/22/2014
- Phantom: Twin SAM Phantom; Type: QD 000 P40 CD; Serial: 1609
- DASY52 52.8.8(1222);
- SEMCAD X Version 14.6.10 (7331)

WCDMA Band II/Left Head Tilted Low CH9262/Area Scan (8x12x1): Measurement grid: dx=15mm, dy=15mm

Info: Interpolated medium parameters used for SAR evaluation.
Maximum value of SAR (measured) = 0.782 W/kg

WCDMA Band II/Left Head Tilted Low CH9262/Zoom Scan (5x5x7)/Cube 0: Measurement grid: dx=8mm, dy=8mm, dz=5mm
Reference Value = 17.51 V/m; Power Drift = 0.05 dB
Peak SAR (extrapolated) = 1.09 W/kg
SAR(1 g) = 0.511 W/kg; SAR(10 g) = 0.256 W/kg

Info: Interpolated medium parameters used for SAR evaluation.
Maximum value of SAR (measured) = 0.765 W/kg

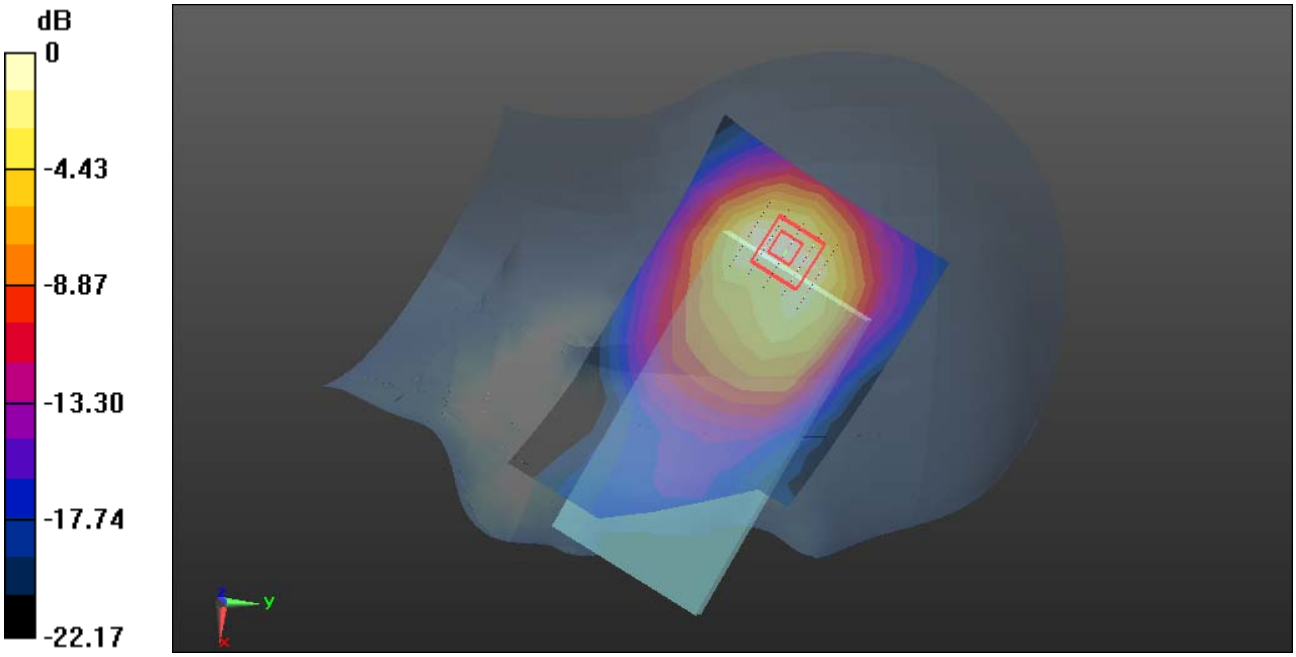

0 dB = 0.765 W/kg = -1.16 dBW/kg

Test Laboratory: Compliance Certification Services Inc. Date: 6/24/2015
WCDMA Band V-Right Head Cheek Low CH4132
DUT: GIGO Q6; Type: Q6; Serial: 352528063806490
Communication System: UID 0, FDD WCDMA (0); Communication System Band: Band V; Frequency: 826.4 MHz;Duty Cycle: 1:1
Medium parameters used: f = 826.5 MHz; σ = 0.9 S/m; ε_r = 42.699; ρ = 1000 kg/m^3
Room Ambient Temperature: 22°C; Liquid Temperature: 21.5°C
Phantom section: Right Section
Measurement Standard: DASY5 (IEEE/IEC/ANSI C63.19-2007)
DASY Configuration:

- Probe: EX3DV4 - SN3798; ConvF(9.3, 9.3, 9.3); Calibrated: 7/28/2014;
- Sensor-Surface: 2mm (Mechanical Surface Detection)
- Electronics: DAE4 Sn1245; Calibrated: 7/22/2014
- Phantom: Twin SAM Phantom; Type: QD 000 P40 CD; Serial: 1609
- DASY52 52.8.8(1222);
- SEMCAD X Version 14.6.10 (7331)

WCDMA Band V/Right Head Cheek Low CH4132/Area Scan (8x12x1): Measurement grid: dx=15mm, dy=15mm
Maximum value of SAR (measured) = 0.279 W/kg

WCDMA Band V/Right Head Cheek Low CH4132/Zoom Scan (5x5x7)/Cube 0: Measurement grid: dx=8mm, dy=8mm, dz=5mm
Reference Value = 10.18 V/m; Power Drift = 0.01 dB
Peak SAR (extrapolated) = 0.361 W/kg
SAR(1 g) = 0.225 W/kg; SAR(10 g) = 0.144 W/kg

Maximum value of SAR (measured) = 0.300 W/kg

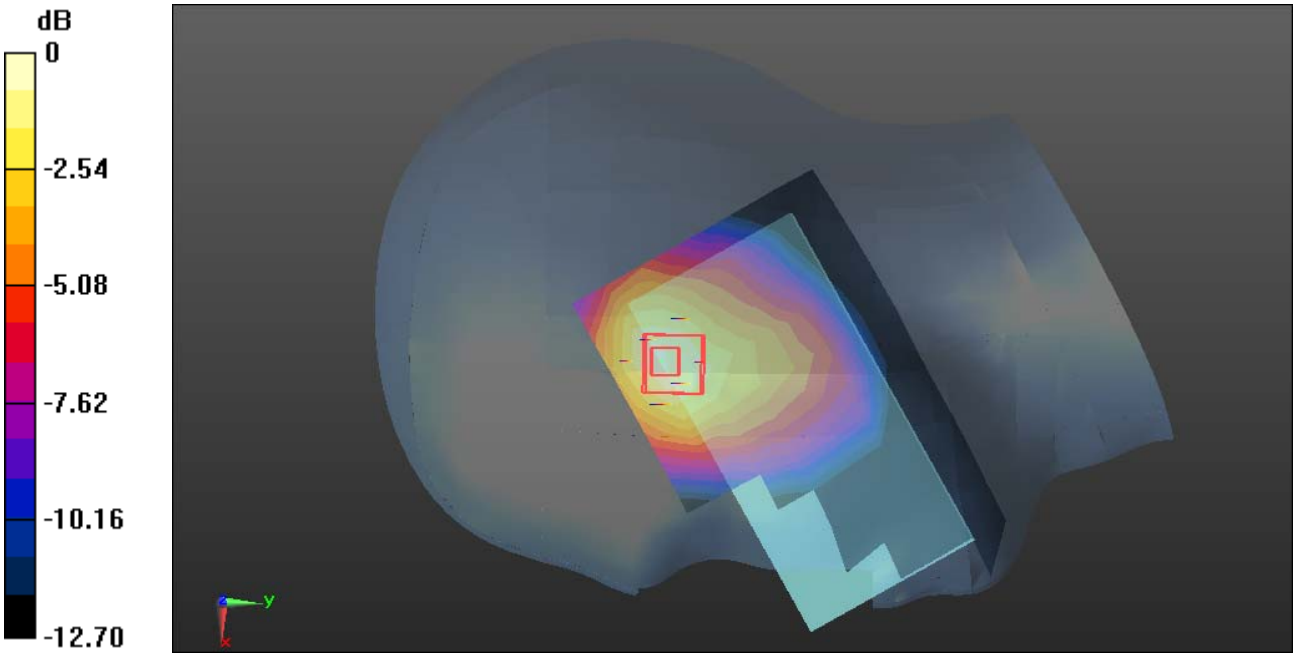

0 dB = 0.300 W/kg = -5.23 dBW/kg

Test Laboratory: Compliance Certification Services Inc. Date: 6/24/2015
WCDMA Band V-Right Head Tilted Low CH4132
DUT: GIGO Q6; Type: Q6; Serial: 352528063806490
Communication System: UID 0, FDD WCDMA (0); Communication System Band: Band V; Frequency: 826.4 MHz;Duty Cycle: 1:1
Medium parameters used: f = 826.5 MHz; σ = 0.9 S/m; ε_r = 42.699; ρ = 1000 kg/m^3
Room Ambient Temperature: 22°C; Liquid Temperature: 21.5°C
Phantom section: Right Section
Measurement Standard: DASY5 (IEEE/IEC/ANSI C63.19-2007)
DASY Configuration:

- Probe: EX3DV4 - SN3798; ConvF(9.3, 9.3, 9.3); Calibrated: 7/28/2014;
- Sensor-Surface: 2mm (Mechanical Surface Detection)
- Electronics: DAE4 Sn1245; Calibrated: 7/22/2014
- Phantom: Twin SAM Phantom; Type: QD 000 P40 CD; Serial: 1609
- DASY52 52.8.8(1222);
- SEMCAD X Version 14.6.10 (7331)

WCDMA Band V/Right Head Tilted Low CH4132/Area Scan (8x12x1): Measurement grid: dx=15mm, dy=15mm
Maximum value of SAR (measured) = 0.173 W/kg

WCDMA Band V/Right Head Tilted Low CH4132/Zoom Scan (5x5x7)/Cube 0: Measurement grid: dx=8mm, dy=8mm, dz=5mm
Reference Value = 11.17 V/m; Power Drift = -0.01 dB
Peak SAR (extrapolated) = 0.400 W/kg
SAR(1 g) = 0.168 W/kg; SAR(10 g) = 0.094 W/kg

Maximum value of SAR (measured) = 0.162 W/kg

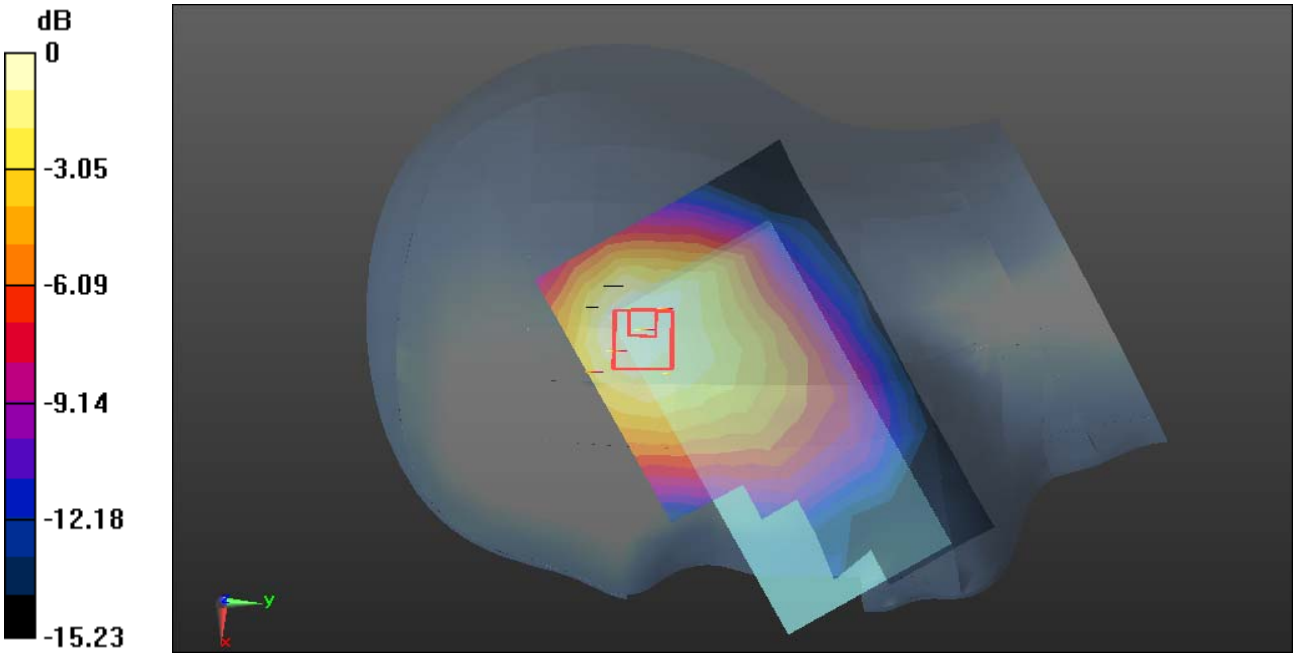

0 dB = 0.162 W/kg = -7.90 dBW/kg

Test Laboratory: Compliance Certification Services Inc. Date: 6/24/2015
WCDMA Band V-Left Head Cheek Low CH4132
DUT: GIGO Q6; Type: Q6; Serial: 352528063806490
Communication System: UID 0, FDD WCDMA (0); Communication System Band: Band V; Frequency: 826.4 MHz;Duty Cycle: 1:1
Medium parameters used: f = 826.5 MHz; σ = 0.9 S/m; ε_r = 42.699; ρ = 1000 kg/m^3
Room Ambient Temperature: 22°C; Liquid Temperature: 21.5°C
Phantom section: Left Section
Measurement Standard: DASY5 (IEEE/IEC/ANSI C63.19-2007)
DASY Configuration:

- Probe: EX3DV4 - SN3798; ConvF(9.3, 9.3, 9.3); Calibrated: 7/28/2014;
- Sensor-Surface: 2mm (Mechanical Surface Detection)
- Electronics: DAE4 Sn1245; Calibrated: 7/22/2014
- Phantom: Twin SAM Phantom; Type: QD 000 P40 CD; Serial: 1609
- DASY52 52.8.8(1222);
- SEMCAD X Version 14.6.10 (7331)

WCDMA Band V/Left Head Cheek Low CH4132/Area Scan (8x12x1): Measurement grid: dx=15mm, dy=15mm
Maximum value of SAR (measured) = 0.171 W/kg

WCDMA Band V/Left Head Cheek Low CH4132/Zoom Scan (5x5x7)/Cube 0: Measurement grid: dx=8mm, dy=8mm, dz=5mm
Reference Value = 13.42 V/m; Power Drift = -0.02 dB
Peak SAR (extrapolated) = 0.190 W/kg
SAR(1 g) = 0.144 W/kg; SAR(10 g) = 0.107 W/kg

Maximum value of SAR (measured) = 0.170 W/kg



0 dB = 0.170 W/kg = -7.70 dBW/kg

Test Laboratory: Compliance Certification Services Inc. Date: 6/24/2015
WCDMA Band V-Left Head Tilted Low CH4132
DUT: GIGO Q6; Type: Q6; Serial: 352528063806490
Communication System: UID 0, FDD WCDMA (0); Communication System Band: Band V; Frequency: 826.4 MHz;Duty Cycle: 1:1
Medium parameters used: f = 826.5 MHz; σ = 0.9 S/m; ε_r = 42.699; ρ = 1000 kg/m^3
Room Ambient Temperature: 22°C; Liquid Temperature: 21.5°C
Phantom section: Left Section
Measurement Standard: DASY5 (IEEE/IEC/ANSI C63.19-2007)
DASY Configuration:

- Probe: EX3DV4 - SN3798; ConvF(9.3, 9.3, 9.3); Calibrated: 7/28/2014;
- Sensor-Surface: 2mm (Mechanical Surface Detection)
- Electronics: DAE4 Sn1245; Calibrated: 7/22/2014
- Phantom: Twin SAM Phantom; Type: QD 000 P40 CD; Serial: 1609
- DASY52 52.8.8(1222);
- SEMCAD X Version 14.6.10 (7331)

WCDMA Band V/Left Head Tilted Low CH4132/Area Scan (8x12x1): Measurement grid: dx=15mm, dy=15mm
Maximum value of SAR (measured) = 0.134 W/kg

WCDMA Band V/Left Head Tilted Low CH4132/Zoom Scan (7x7x7)/Cube 0: Measurement grid: dx=8mm, dy=8mm, dz=5mm
Reference Value = 11.69 V/m; Power Drift = 0.01 dB
Peak SAR (extrapolated) = 0.159 W/kg
SAR(1 g) = 0.120 W/kg; SAR(10 g) = 0.087 W/kg
Maximum value of SAR (measured) = 0.143 W/kg



0 dB = 0.143 W/kg = -8.45 dBW/kg

Test Laboratory: Compliance Certification Services Inc. Date: 6/26/2015
WIFI-Right Head Cheek Middle CH6
DUT: GIGO Q6; Type: Q6; Serial: 352528063806490
Communication System: UID 0, IEEE 802.11b (0); Communication System Band: ISM 2.4GHz Band; Frequency: 2437 MHz;Duty Cycle: 1:1
Medium parameters used: f = 2437 MHz; σ = 1.793 S/m; ε_r = 38.864; ρ = 1000 kg/m^3
Room Ambient Temperature: 22°C; Liquid Temperature: 21.5°C
Phantom section: Right Section
Measurement Standard: DASY5 (IEEE/IEC/ANSI C63.19-2007)
DASY Configuration:

- Probe: EX3DV4 - SN3798; ConvF(7.04, 7.04, 7.04); Calibrated: 7/28/2014;
- Sensor-Surface: 2mm (Mechanical Surface Detection)
- Electronics: DAE4 Sn1245; Calibrated: 7/22/2014
- Phantom: Twin SAM Phantom; Type: QD 000 P40 CD; Serial: 1609
- DASY52 52.8.8(1222);
- SEMCAD X Version 14.6.10 (7331)

WIFI/Right Head Cheek Middle CH6/Area Scan (10x12x1): Measurement grid: dx=12mm, dy=12mm
Maximum value of SAR (measured) = 0.0281 W/kg

WIFI/Right Head Cheek Middle CH6/Zoom Scan (7x8x7)/Cube 0: Measurement grid: dx=5mm, dy=5mm, dz=5mm
Reference Value = 3.245 V/m; Power Drift = -0.06 dB
Peak SAR (extrapolated) = 0.0430 W/kg
SAR(1 g) = 0.017 W/kg; SAR(10 g) = 0.00837 W/kg
Maximum value of SAR (measured) = 0.0259 W/kg



0 dB = 0.0259 W/kg = -15.87 dBW/kg

Test Laboratory: Compliance Certification Services Inc. Date: 6/26/2015
WIFI-Right Head Tilted Middle CH6
DUT: GIGO Q6; Type: Q6; Serial: 352528063806490
Communication System: UID 0, IEEE 802.11b (0); Communication System Band: ISM 2.4GHz Band; Frequency: 2437 MHz;Duty Cycle: 1:1
Medium parameters used: f = 2437 MHz; σ = 1.793 S/m; ε_r = 38.864; ρ = 1000 kg/m^3
Room Ambient Temperature: 22°C; Liquid Temperature: 21.5°C
Phantom section: Right Section
Measurement Standard: DASY5 (IEEE/IEC/ANSI C63.19-2007)
DASY Configuration:

- Probe: EX3DV4 - SN3798; ConvF(7.04, 7.04, 7.04); Calibrated: 7/28/2014;
- Sensor-Surface: 2mm (Mechanical Surface Detection)
- Electronics: DAE4 Sn1245; Calibrated: 7/22/2014
- Phantom: Twin SAM Phantom; Type: QD 000 P40 CD; Serial: 1609
- DASY52 52.8.8(1222);
- SEMCAD X Version 14.6.10 (7331)

WIFI/Right Head Tilted Middle CH6/Area Scan (10x12x1): Measurement grid: dx=12mm, dy=12mm
Maximum value of SAR (measured) = 0.0428 W/kg

WIFI/Right Head Tilted Middle CH6/Zoom Scan (7x7x7)/Cube 0: Measurement grid: dx=5mm, dy=5mm, dz=5mm
Reference Value = 4.834 V/m; Power Drift = -0.08 dB
Peak SAR (extrapolated) = 0.0690 W/kg
SAR(1 g) = 0.028 W/kg; SAR(10 g) = 0.015 W/kg
Maximum value of SAR (measured) = 0.0427 W/kg

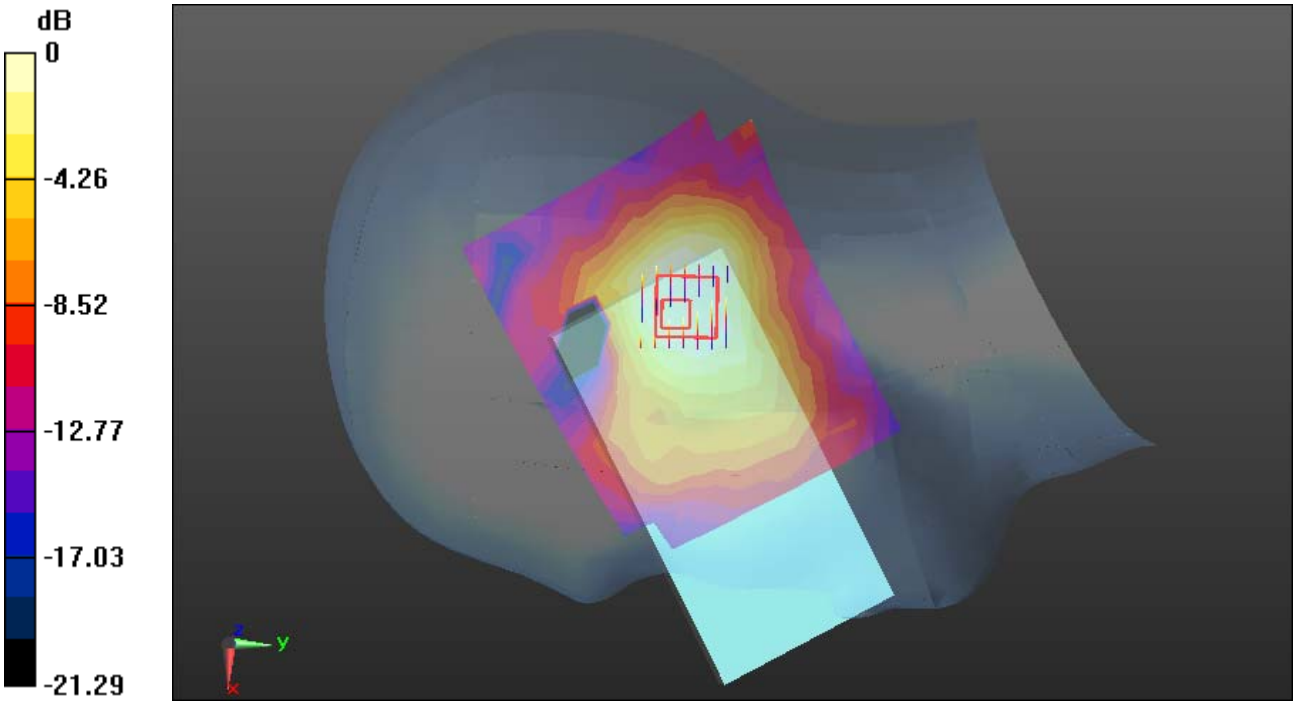

0 dB = 0.0427 W/kg = -13.70 dBW/kg

Test Laboratory: Compliance Certification Services Inc. Date: 6/26/2015
WIFI-Left Head Cheek Middle CH6
DUT: GIGO Q6; Type: Q6; Serial: 352528063806490
Communication System: UID 0, IEEE 802.11b (0); Communication System Band: ISM 2.4GHz Band; Frequency: 2437 MHz;Duty Cycle: 1:1
Medium parameters used: f = 2437 MHz; σ = 1.793 S/m; ε_r = 38.864; ρ = 1000 kg/m^3
Room Ambient Temperature: 22°C; Liquid Temperature: 21.5°C
Phantom section: Left Section
Measurement Standard: DASY5 (IEEE/IEC/ANSI C63.19-2007)
DASY Configuration:

- Probe: EX3DV4 - SN3798; ConvF(7.04, 7.04, 7.04); Calibrated: 7/28/2014;
- Sensor-Surface: 2mm (Mechanical Surface Detection)
- Electronics: DAE4 Sn1245; Calibrated: 7/22/2014
- Phantom: Twin SAM Phantom; Type: QD 000 P40 CD; Serial: 1609
- DASY52 52.8.8(1222);
- SEMCAD X Version 14.6.10 (7331)

WIFI/Left Head Cheek Middle CH6/Area Scan (10x12x1): Measurement grid: dx=12mm, dy=12mm
Maximum value of SAR (measured) = 0.225 W/kg

WIFI/Left Head Cheek Middle CH6/Zoom Scan (7x7x7)/Cube 0: Measurement grid: dx=5mm, dy=5mm, dz=5mm
Reference Value = 4.411 V/m; Power Drift = 0.09 dB
Peak SAR (extrapolated) = 0.361 W/kg
SAR(1 g) = 0.134 W/kg; SAR(10 g) = 0.058 W/kg
Maximum value of SAR (measured) = 0.230 W/kg

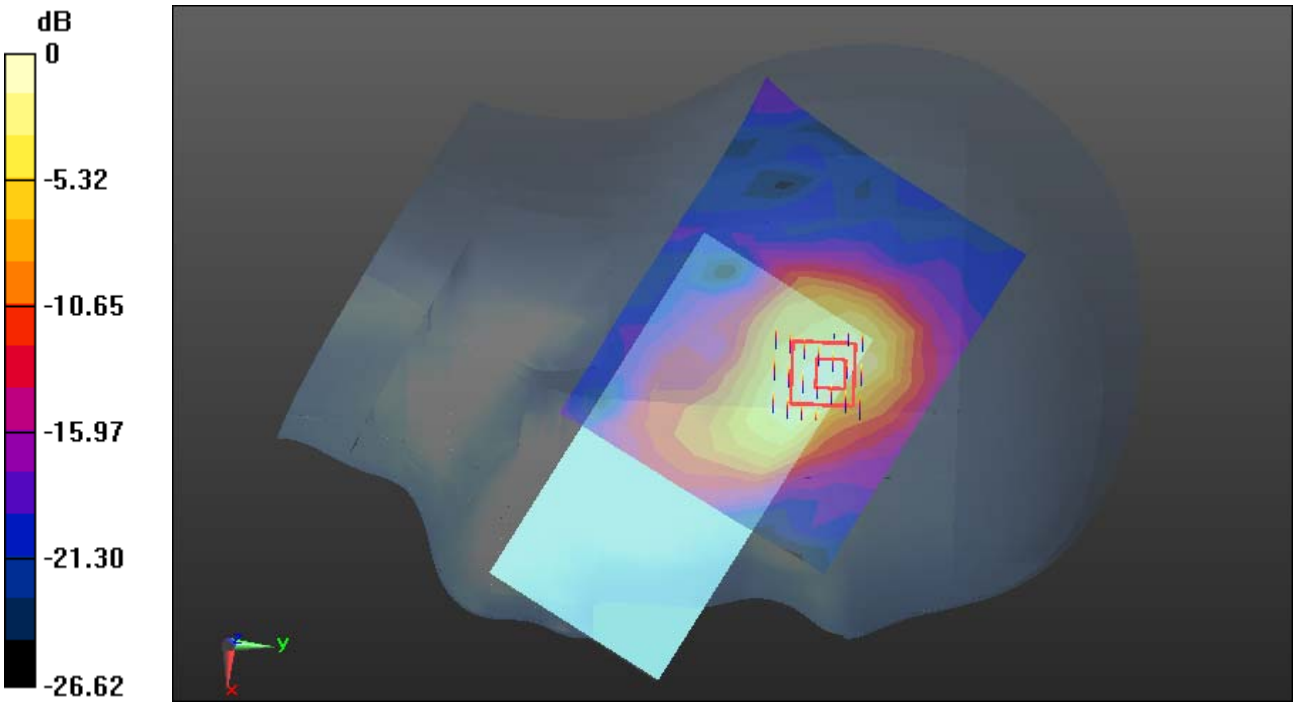

0 dB = 0.230 W/kg = -6.38 dBW/kg

Test Laboratory: Compliance Certification Services Inc. Date: 6/26/2015
WIFI-Left Head Tilted Middle CH6
DUT: GIGO Q6; Type: Q6; Serial: 352528063806490
Communication System: UID 0, IEEE 802.11b (0); Communication System Band: ISM 2.4GHz Band; Frequency: 2437 MHz;Duty Cycle: 1:1
Medium parameters used: f = 2437 MHz; σ = 1.793 S/m; ε_r = 38.864; ρ = 1000 kg/m^3
Room Ambient Temperature: 22°C; Liquid Temperature: 21.5°C
Phantom section: Left Section
Measurement Standard: DASY5 (IEEE/IEC/ANSI C63.19-2007)
DASY Configuration:

- Probe: EX3DV4 - SN3798; ConvF(7.04, 7.04, 7.04); Calibrated: 7/28/2014;
- Sensor-Surface: 2mm (Mechanical Surface Detection)
- Electronics: DAE4 Sn1245; Calibrated: 7/22/2014
- Phantom: Twin SAM Phantom; Type: QD 000 P40 CD; Serial: 1609
- DASY52 52.8.8(1222);
- SEMCAD X Version 14.6.10 (7331)

WIFI/Left Head Tilted Middle CH6/Area Scan (10x12x1): Measurement grid: dx=12mm, dy=12mm
Maximum value of SAR (measured) = 0.0916 W/kg

WIFI/Left Head Tilted Middle CH6/Zoom Scan (8x9x7)/Cube 0: Measurement grid: dx=5mm, dy=5mm, dz=5mm
Reference Value = 4.465 V/m; Power Drift = 0.05 dB
Peak SAR (extrapolated) = 0.249 W/kg
SAR(1 g) = 0.072 W/kg; SAR(10 g) = 0.028 W/kg
Maximum value of SAR (measured) = 0.133 W/kg

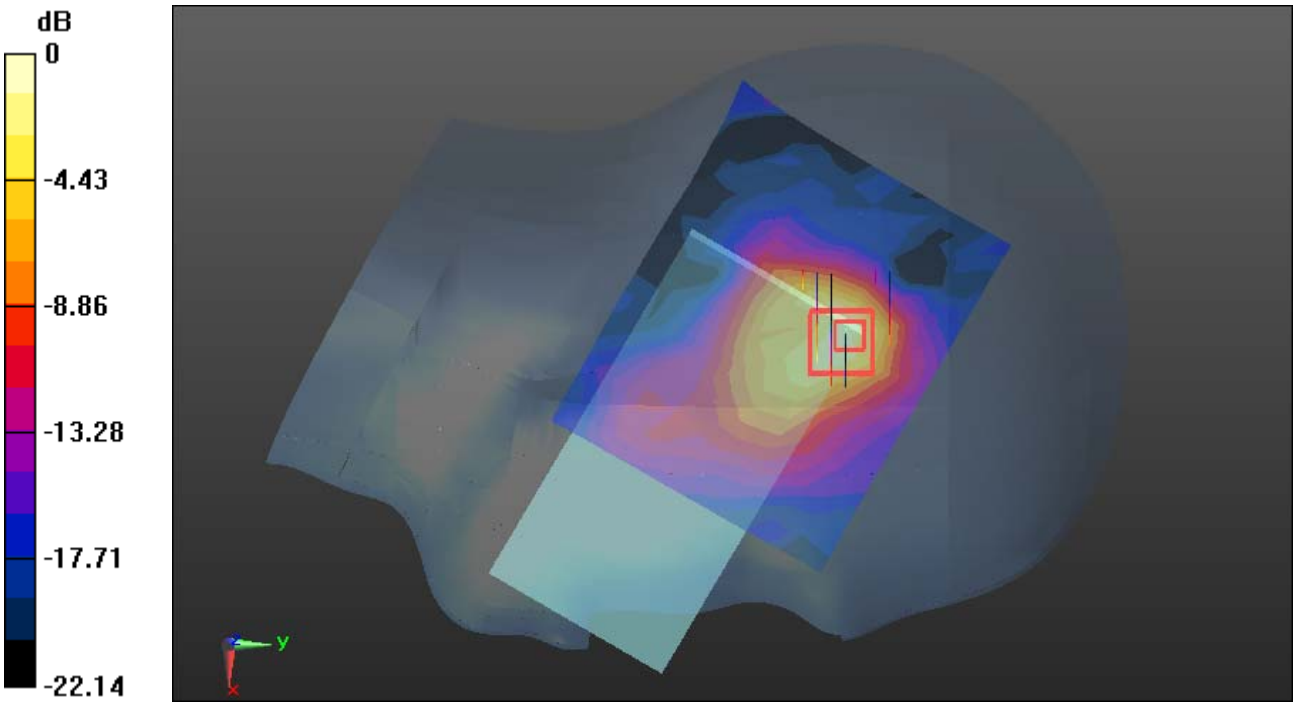

0 dB = 0.133 W/kg = -8.76 dBW/kg

Test Laboratory: Compliance Certification Services Inc. Date: 6/24/2015
GPRS 850-Body Front Low CH128
DUT: GIGO Q6; Type: Q6; Serial: 352528063806490
Communication System: UID 0, Generic GSM (0); Communication System Band: GSM850; Frequency: 824.2 MHz;Duty Cycle: 1:2.0797
Medium parameters used (interpolated): f = 824.2 MHz; σ = 0.968 S/m; ε_r = 55.364; ρ = 1000 kg/m^3
Room Ambient Temperature: 22°C; Liquid Temperature: 21.5°C
Phantom section: Flat Section
Measurement Standard: DASY5 (IEEE/IEC/ANSI C63.19-2007)
DASY Configuration:

- Probe: EX3DV4 - SN3798; ConvF(9.22, 9.22, 9.22); Calibrated: 7/28/2014;
- Sensor-Surface: 2mm (Mechanical Surface Detection)
- Electronics: DAE4 Sn1245; Calibrated: 7/22/2014
- Phantom: Twin SAM Phantom; Type: QD 000 P40 CD; Serial: 1609
- DASY52 52.8.8(1222);
- SEMCAD X Version 14.6.10 (7331)

GPRS 850/Body Front Low CH128/Area Scan (12x9x1): Measurement grid: dx=15mm, dy=15mm

Info: Interpolated medium parameters used for SAR evaluation.
Maximum value of SAR (measured) = 0.297 W/kg

GPRS 850/Body Front Low CH128/Zoom Scan (5x5x7)/Cube 0: Measurement grid: dx=8mm, dy=8mm, dz=5mm
Reference Value = 14.68 V/m; Power Drift = 0.12 dB
Peak SAR (extrapolated) = 0.330 W/kg
SAR(1 g) = 0.229 W/kg; SAR(10 g) = 0.169 W/kg

Info: Interpolated medium parameters used for SAR evaluation.
Maximum value of SAR (measured) = 0.270 W/kg

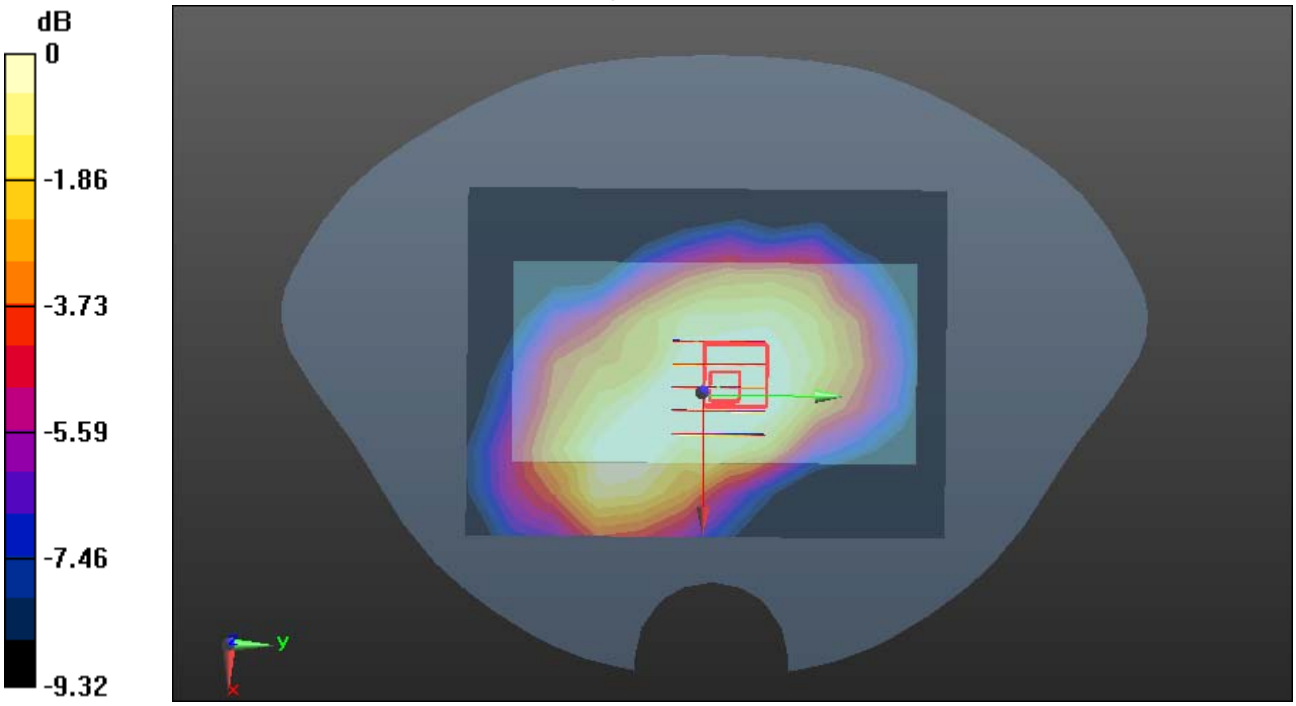

0 dB = 0.270 W/kg = -5.69 dBW/kg

Test Laboratory: Compliance Certification Services Inc. Date: 6/24/2015
GPRS 850-Body Rear Low CH128
DUT: GIGO Q6; Type: Q6; Serial: 352528063806490
Communication System: UID 0, Generic GSM (0); Communication System Band: GSM850; Frequency: 824.2 MHz;Duty Cycle: 1:2.0797
Medium parameters used (interpolated): f = 824.2 MHz; σ = 0.968 S/m; ε_r = 55.364; ρ = 1000 kg/m^3
Room Ambient Temperature: 22°C; Liquid Temperature: 21.5°C
Phantom section: Flat Section
Measurement Standard: DASY5 (IEEE/IEC/ANSI C63.19-2007)
DASY Configuration:

- Probe: EX3DV4 - SN3798; ConvF(9.22, 9.22, 9.22); Calibrated: 7/28/2014;
- Sensor-Surface: 2mm (Mechanical Surface Detection), Sensor-Surface: 0mm (Fix Surface)
- Electronics: DAE4 Sn1245; Calibrated: 7/22/2014
- Phantom: Twin SAM Phantom; Type: QD 000 P40 CD; Serial: 1609
- DASY52 52.8.8(1222);
- SEMCAD X Version 14.6.10 (7331)

GPRS 850/Body Rear Low CH128/Area Scan (12x9x1): Measurement grid: dx=15mm, dy=15mm
Info: Interpolated medium parameters used for SAR evaluation.
Maximum value of SAR (measured) = 0.673 W/kg
GPRS 850/Body Rear Low CH128/Zoom Scan (5x5x7)/Cube 0: Measurement grid: dx=8mm, dy=8mm, dz=5mm
Reference Value = 22.28 V/m; Power Drift = 0.06 dB
Peak SAR (extrapolated) = 1.04 W/kg
SAR(1 g) = 0.626 W/kg; SAR(10 g) = 0.414 W/kg
Info: Interpolated medium parameters used for SAR evaluation.
Maximum value of SAR (measured) = 0.827 W/kg
GPRS 850/Body Rear Low CH128/Z Scan (1x1x21): Measurement grid: dx=20mm, dy=20mm, dz=5mm
Info: Interpolated medium parameters used for SAR evaluation.
Maximum value of SAR (measured) = 0.431 W/kg

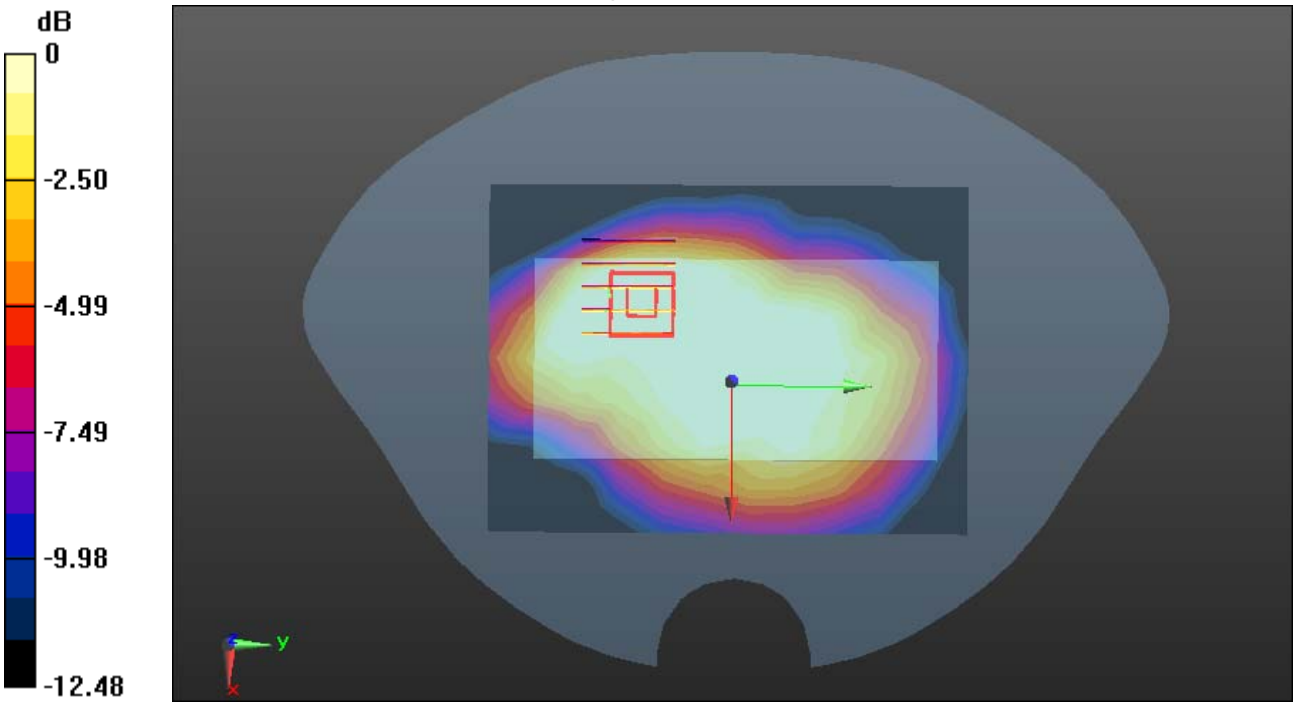

0 dB = 0.431 W/kg = -3.66 dBW/kg

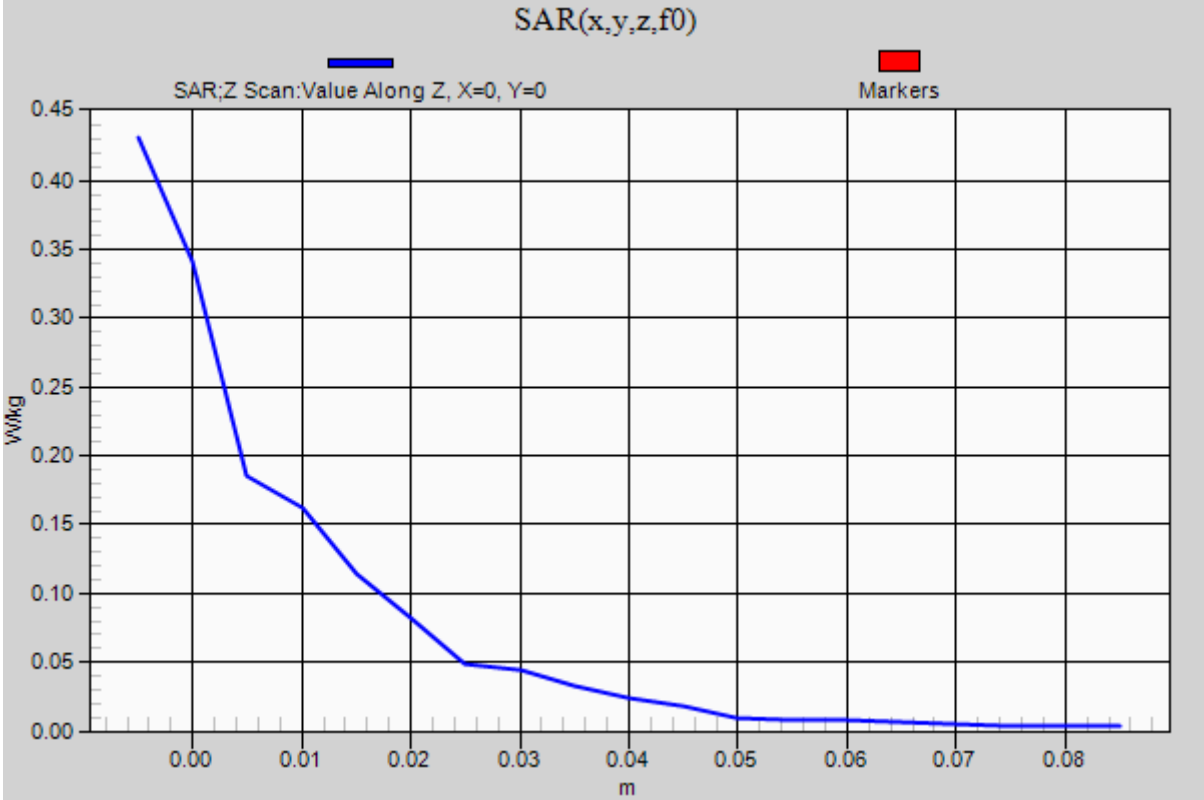
SAR(x,y,z,f0)
SAR;Z Scan:Value Along Z, X=0, Y=0
Markers
W/kg
0.45
0.40
0.35
0.30
0.25
0.20
0.15
0.10
0.05
0.00
0.00
0.01
0.02
0.03
0.04
0.05
0.06
0.07
0.08
m

Test Laboratory: Compliance Certification Services Inc. Date: 6/24/2015
GPRS 850-Body Left Low CH128
DUT: GIGO Q6; Type: Q6; Serial: 352528063806490
Communication System: UID 0, Generic GSM (0); Communication System Band: GSM850; Frequency: 824.2 MHz;Duty Cycle: 1:2.0797
Medium parameters used (interpolated): f = 824.2 MHz; σ = 0.968 S/m; ε_r = 55.364; ρ = 1000 kg/m^3
Room Ambient Temperature: 22°C; Liquid Temperature: 21.5°C
Phantom section: Flat Section
Measurement Standard: DASY5 (IEEE/IEC/ANSI C63.19-2007)
DASY Configuration:

- Probe: EX3DV4 - SN3798; ConvF(9.22, 9.22, 9.22); Calibrated: 7/28/2014;
- Sensor-Surface: 2mm (Mechanical Surface Detection)
- Electronics: DAE4 Sn1245; Calibrated: 7/22/2014
- Phantom: Twin SAM Phantom; Type: QD 000 P40 CD; Serial: 1609
- DASY52 52.8.8(1222);
- SEMCAD X Version 14.6.10 (7331)

GPRS 850/Body Left Low CH128/Area Scan (12x7x1): Measurement grid: dx=15mm, dy=15mm

Info: Interpolated medium parameters used for SAR evaluation.
Maximum value of SAR (measured) = 0.372 W/kg

GPRS 850/Body Left Low CH128/Zoom Scan (5x5x7)/Cube 0: Measurement grid: dx=8mm, dy=8mm, dz=5mm
Reference Value = 20.23 V/m; Power Drift = -0.06 dB
Peak SAR (extrapolated) = 0.450 W/kg
SAR(1 g) = 0.312 W/kg; SAR(10 g) = 0.216 W/kg

Info: Interpolated medium parameters used for SAR evaluation.
Maximum value of SAR (measured) = 0.384 W/kg

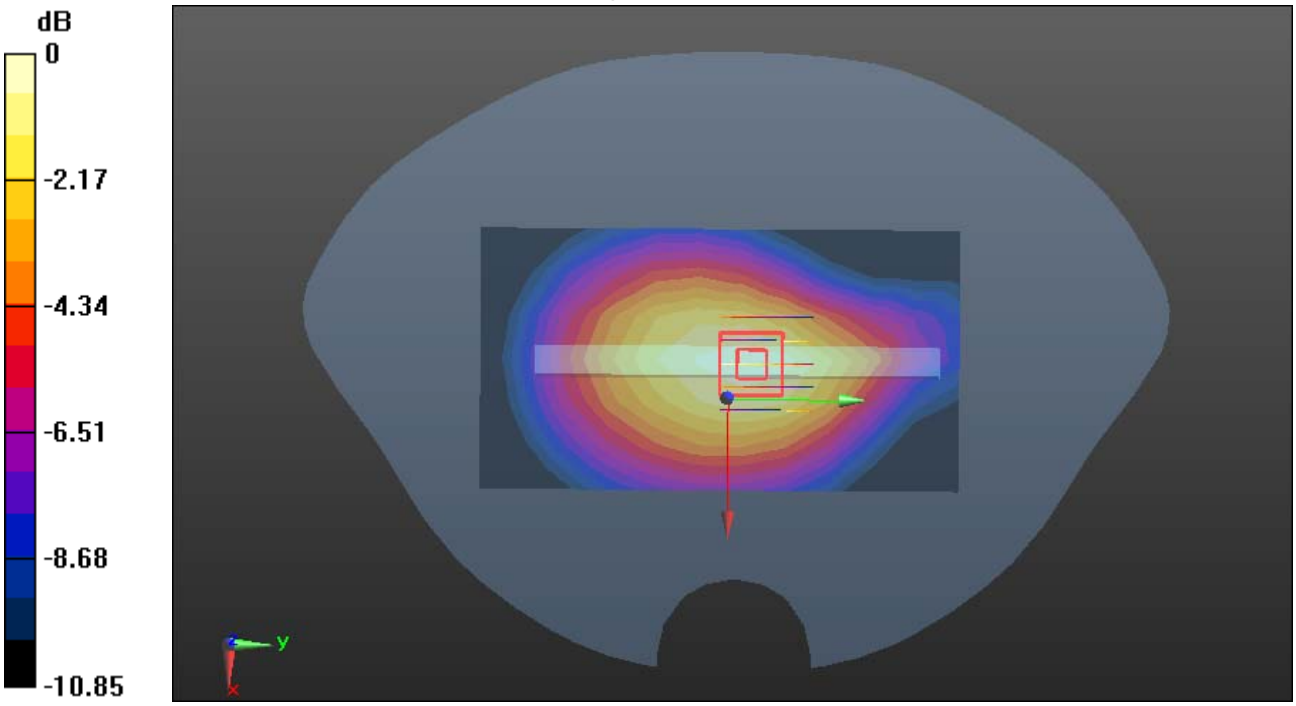

0 dB = 0.384 W/kg = -4.16 dBW/kg

Test Laboratory: Compliance Certification Services Inc. Date: 6/24/2015
GPRS 850-Body Top Low CH128
DUT: GIGO Q6; Type: Q6; Serial: 352528063806490
Communication System: UID 0, Generic GSM (0); Communication System Band: GSM850; Frequency: 824.2 MHz;Duty Cycle: 1:2.0797
Medium parameters used (interpolated): f = 824.2 MHz; σ = 0.968 S/m; ε_r = 55.364; ρ = 1000 kg/m^3
Room Ambient Temperature: 22°C; Liquid Temperature: 21.5°C
Phantom section: Flat Section
Measurement Standard: DASY5 (IEEE/IEC/ANSI C63.19-2007)
DASY Configuration:

- Probe: EX3DV4 - SN3798; ConvF(9.22, 9.22, 9.22); Calibrated: 7/28/2014;
- Sensor-Surface: 2mm (Mechanical Surface Detection)
- Electronics: DAE4 Sn1245; Calibrated: 7/22/2014
- Phantom: Twin SAM Phantom; Type: QD 000 P40 CD; Serial: 1609
- DASY52 52.8.8(1222);
- SEMCAD X Version 14.6.10 (7331)

GPRS 850/Body Top Low CH128/Area Scan (10x8x1): Measurement grid: dx=15mm, dy=15mm

Info: Interpolated medium parameters used for SAR evaluation.
Maximum value of SAR (measured) = 0.149 W/kg

GPRS 850/Body Top Low CH128/Zoom Scan (5x5x7)/Cube 0: Measurement grid: dx=8mm, dy=8mm, dz=5mm
Reference Value = 11.29 V/m; Power Drift = 0.02 dB
Peak SAR (extrapolated) = 0.215 W/kg
SAR(1 g) = 0.128 W/kg; SAR(10 g) = 0.078 W/kg

Info: Interpolated medium parameters used for SAR evaluation.
Maximum value of SAR (measured) = 0.180 W/kg

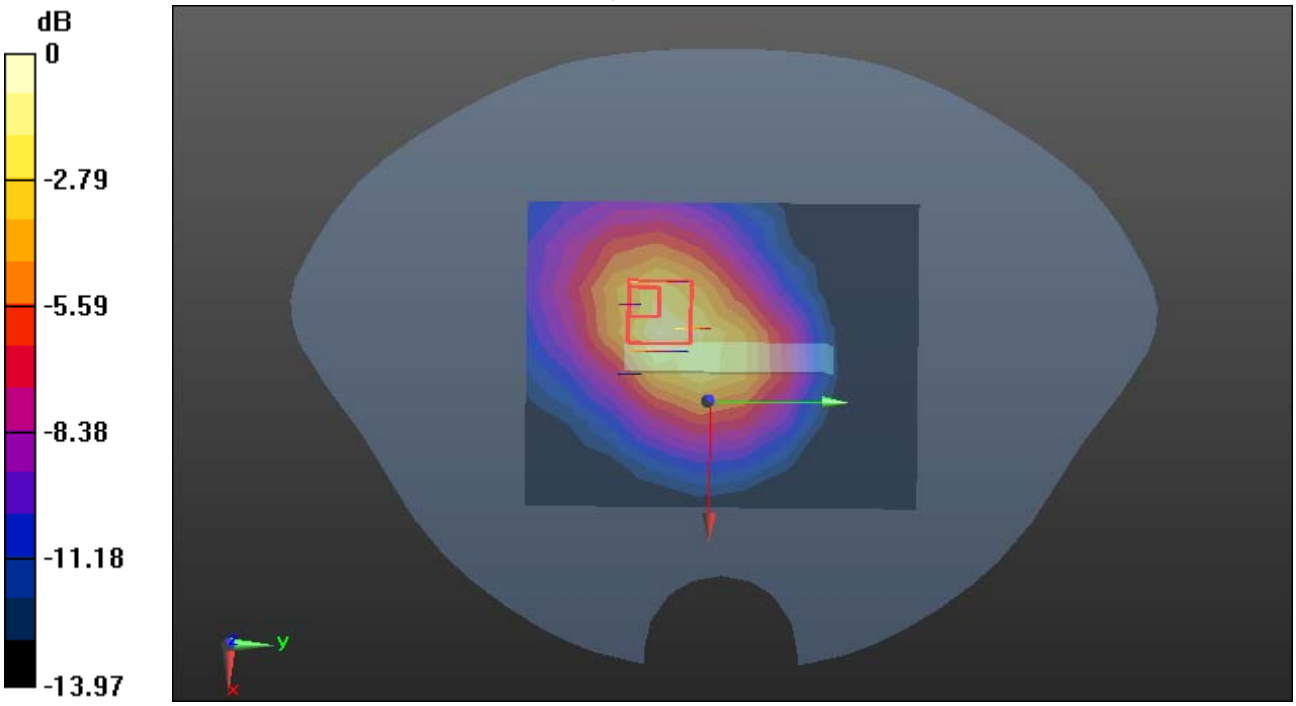

0 dB = 0.180 W/kg = -7.45 dBW/kg

Test Laboratory: Compliance Certification Services Inc. Date: 6/25/2015
GPRS 1900-Body Front High CH810
DUT: GIGO Q6; Type: Q6; Serial: 352528063806490
Communication System: UID 0, Generic GSM (0); Communication System Band: PCS1900; Frequency: 1909.8 MHz;Duty Cycle: 1:2.0797
Medium parameters used: f = 1910 MHz; σ = 1.571 S/m; ε_r = 52.446; ρ = 1000 kg/m^3
Room Ambient Temperature: 22°C; Liquid Temperature: 21.5°C
Phantom section: Flat Section
Measurement Standard: DASY5 (IEEE/IEC/ANSI C63.19-2007)
DASY Configuration:

- Probe: EX3DV4 - SN3798; ConvF(7.09, 7.09, 7.09); Calibrated: 7/28/2014;
- Sensor-Surface: 2mm (Mechanical Surface Detection)
- Electronics: DAE4 Sn1245; Calibrated: 7/22/2014
- Phantom: Twin SAM Phantom; Type: QD 000 P40 CD; Serial: 1609
- DASY52 52.8.8(1222);
- SEMCAD X Version 14.6.10 (7331)

GPRS 1900/Body Front High CH810/Area Scan (11x9x1): Measurement grid: dx=15mm, dy=15mm
Maximum value of SAR (measured) = 0.144 W/kg

GPRS 1900/Body Front High CH810/Zoom Scan (5x5x7)/Cube 0: Measurement grid: dx=8mm, dy=8mm, dz=5mm
Reference Value = 4.270 V/m; Power Drift = 0.08 dB
Peak SAR (extrapolated) = 0.217 W/kg
SAR(1 g) = 0.111 W/kg; SAR(10 g) = 0.061 W/kg
Maximum value of SAR (measured) = 0.158 W/kg

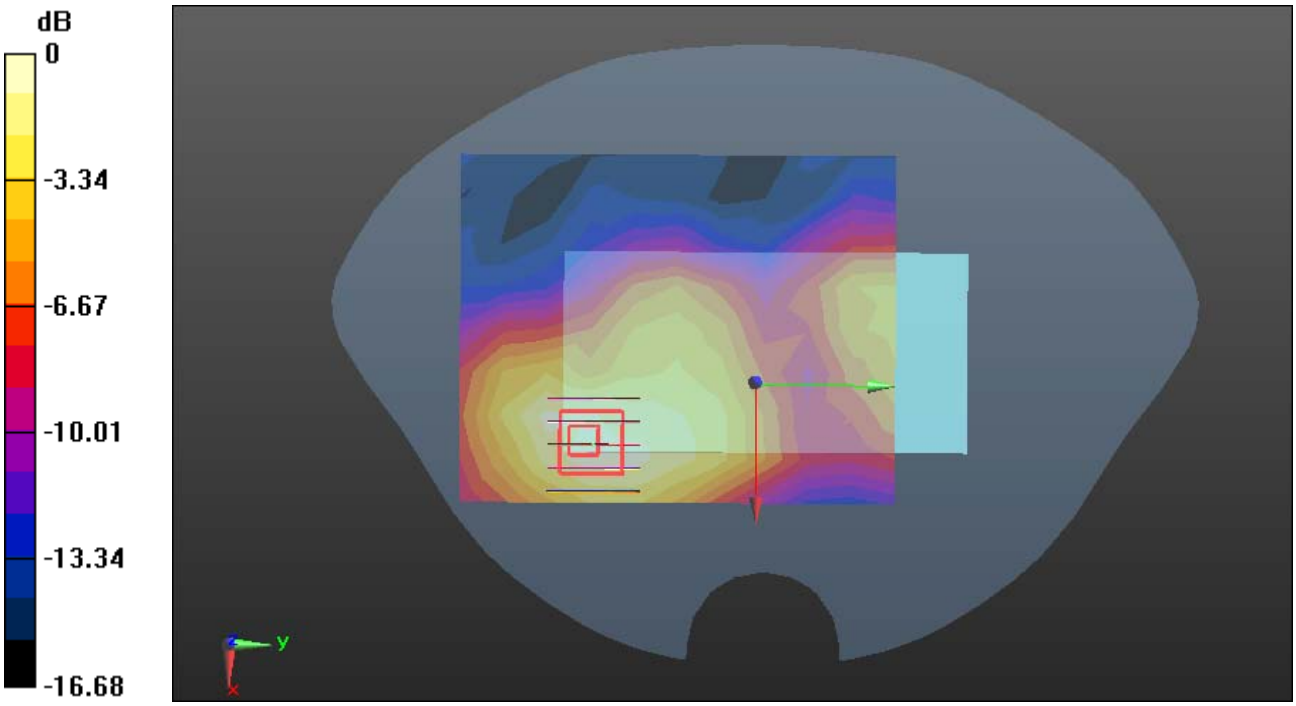

0 dB = 0.158 W/kg = -8.01 dBW/kg

Test Laboratory: Compliance Certification Services Inc. Date: 6/25/2015
GPRS 1900-Body Rear Low CH512
DUT: GIGO Q6; Type: Q6; Serial: 352528063806490
Communication System: UID 0, Generic GSM (0); Communication System Band: PCS1900; Frequency: 1850.2 MHz;Duty Cycle: 1:2.0797
Medium parameters used (interpolated): f = 1850.2 MHz; σ = 1.524 S/m; ε_r = 52.503; ρ = 1000 kg/m^3
Room Ambient Temperature: 22°C; Liquid Temperature: 21.5°C
Phantom section: Flat Section
Measurement Standard: DASY5 (IEEE/IEC/ANSI C63.19-2007)
DASY Configuration:

- Probe: EX3DV4 - SN3798; ConvF(7.09, 7.09, 7.09); Calibrated: 7/28/2014;
- Sensor-Surface: 2mm (Mechanical Surface Detection)
- Electronics: DAE4 Sn1245; Calibrated: 7/22/2014
- Phantom: Twin SAM Phantom; Type: QD 000 P40 CD; Serial: 1609
- DASY52 52.8.8(1222);
- SEMCAD X Version 14.6.10 (7331)

GPRS 1900/Body Rear Low CH512/Area Scan (11x9x1): Measurement grid: dx=15mm, dy=15mm

Info: Interpolated medium parameters used for SAR evaluation.
Maximum value of SAR (measured) = 1.19 W/kg

GPRS 1900/Body Rear Low CH512/Zoom Scan (6x6x7)/Cube 0: Measurement grid: dx=8mm, dy=8mm, dz=5mm
Reference Value = 11.62 V/m; Power Drift = 0.08 dB
Peak SAR (extrapolated) = 1.83 W/kg
SAR(1 g) = 0.909 W/kg; SAR(10 g) = 0.465 W/kg

Info: Interpolated medium parameters used for SAR evaluation.
Maximum value of SAR (measured) = 1.30 W/kg

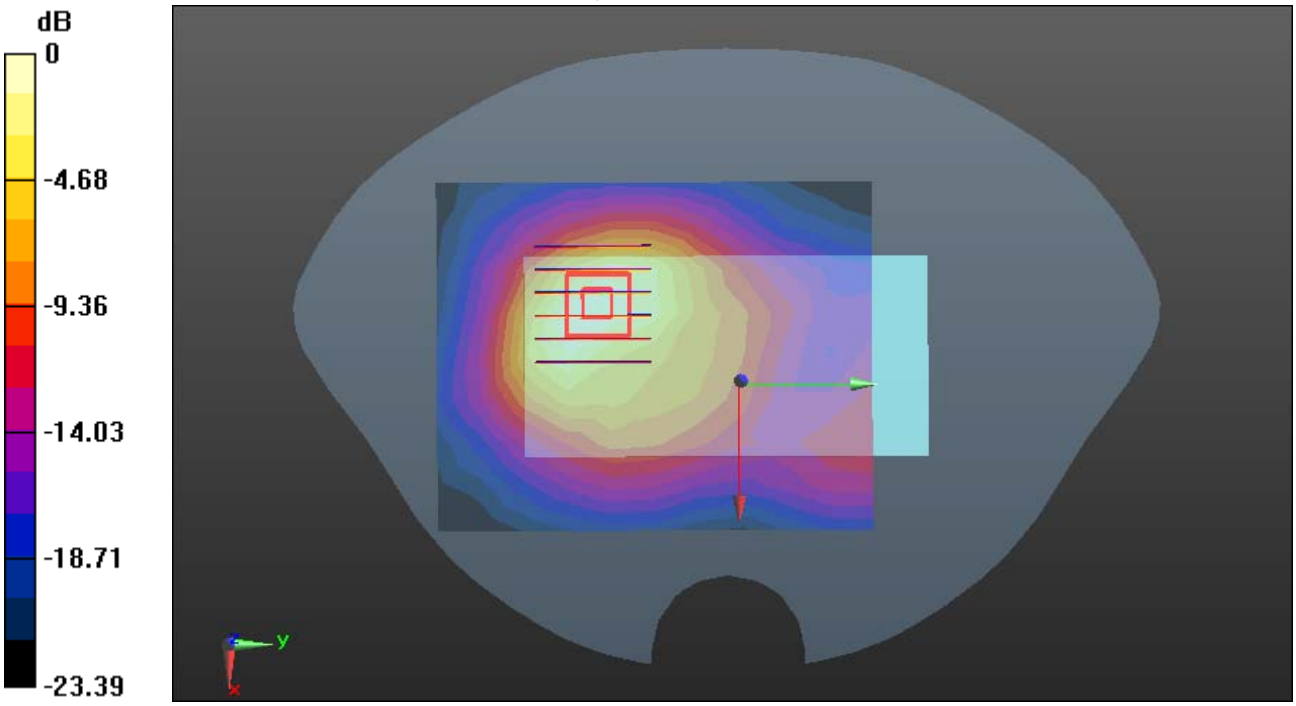

0 dB = 1.30 W/kg = 1.14 dBW/kg

Test Laboratory: Compliance Certification Services Inc. Date: 6/25/2015
GPRS 1900-Body Rear Middle CH661
DUT: GIGO Q6; Type: Q6; Serial: 352528063806490
Communication System: UID 0, Generic GSM (0); Communication System Band: PCS1900; Frequency: 1880 MHz;Duty Cycle: 1:2.0797
Medium parameters used: f = 1880 MHz; σ = 1.545 S/m; ε_r = 52.503; ρ = 1000 kg/m^3
Room Ambient Temperature: 22°C; Liquid Temperature: 21.5°C
Phantom section: Flat Section
Measurement Standard: DASY5 (IEEE/IEC/ANSI C63.19-2007)
DASY Configuration:

- Probe: EX3DV4 - SN3798; ConvF(7.09, 7.09, 7.09); Calibrated: 7/28/2014;
- Sensor-Surface: 2mm (Mechanical Surface Detection)
- Electronics: DAE4 Sn1245; Calibrated: 7/22/2014
- Phantom: Twin SAM Phantom; Type: QD 000 P40 CD; Serial: 1609
- DASY52 52.8.8(1222);
- SEMCAD X Version 14.6.10 (7331)

GPRS 1900/Body Rear Middle CH661/Area Scan (11x9x1): Measurement grid: dx=15mm, dy=15mm
Maximum value of SAR (measured) = 1.25 W/kg

GPRS 1900/Body Rear Middle CH661/Zoom Scan (5x6x7)/Cube 0: Measurement grid: dx=8mm, dy=8mm, dz=5mm
Reference Value = 10.64 V/m; Power Drift = -0.01 dB
Peak SAR (extrapolated) = 1.95 W/kg
SAR(1 g) = 0.958 W/kg; SAR(10 g) = 0.479 W/kg
Maximum value of SAR (measured) = 1.38 W/kg

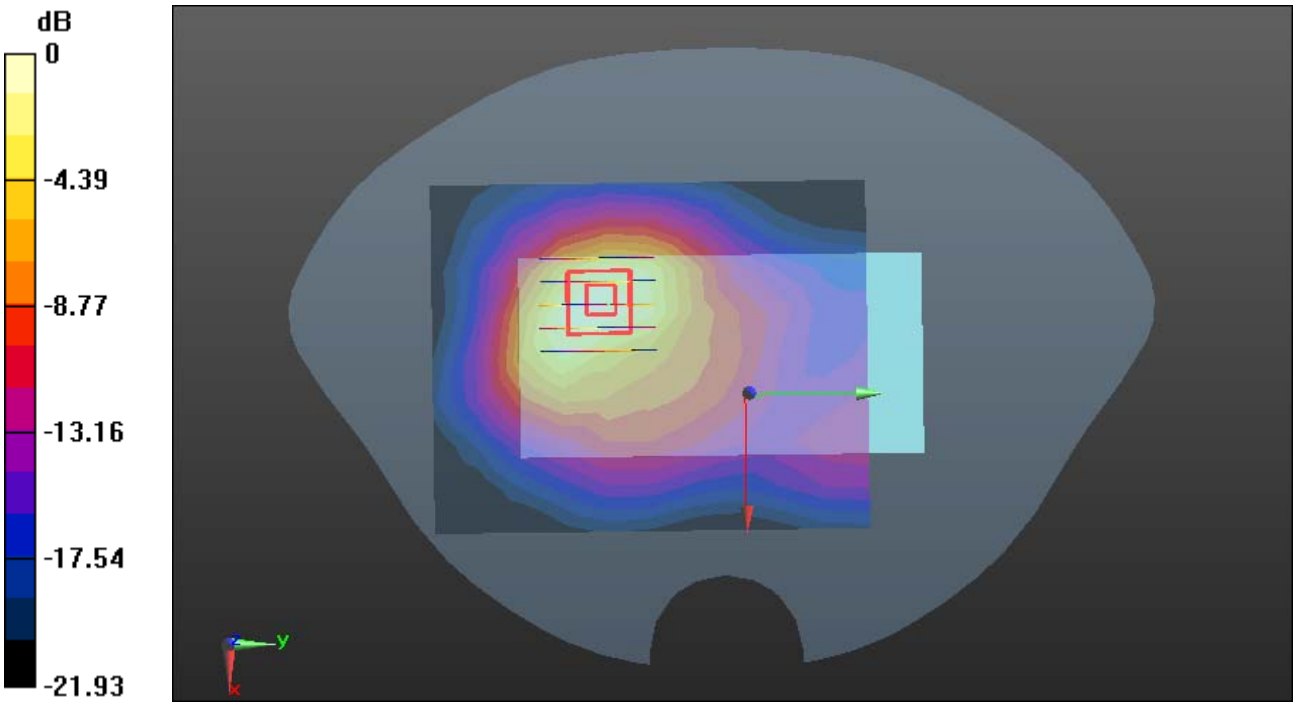

0 dB = 1.38 W/kg = 1.40 dBW/kg

Test Laboratory: Compliance Certification Services Inc. Date: 6/25/2015
GPRS 1900-Body Rear High CH810
DUT: GIGO Q6; Type: Q6; Serial: 352528063806490
Communication System: UID 0, Generic GSM (0); Communication System Band: PCS1900; Frequency: 1909.8 MHz;Duty Cycle: 1:2.0797
Medium parameters used: f = 1910 MHz; σ = 1.571 S/m; ε_r = 52.446; ρ = 1000 kg/m^3
Room Ambient Temperature: 22°C; Liquid Temperature: 21.5°C
Phantom section: Flat Section
Measurement Standard: DASY5 (IEEE/IEC/ANSI C63.19-2007)
DASY Configuration:

- Probe: EX3DV4 - SN3798; ConvF(7.09, 7.09, 7.09); Calibrated: 7/28/2014;
- Sensor-Surface: 2mm (Mechanical Surface Detection)
- Electronics: DAE4 Sn1245; Calibrated: 7/22/2014
- Phantom: Twin SAM Phantom; Type: QD 000 P40 CD; Serial: 1609
- DASY52 52.8.8(1222);
- SEMCAD X Version 14.6.10 (7331)

GPRS 1900/Body Rear High CH810/Area Scan (11x9x1): Measurement grid: dx=15mm, dy=15mm
Maximum value of SAR (measured) = 1.15 W/kg

GPRS 1900/Body Rear High CH810/Zoom Scan (5x5x7)/Cube 0: Measurement grid: dx=8mm, dy=8mm, dz=5mm
Reference Value = 9.603 V/m; Power Drift = 0.04 dB
Peak SAR (extrapolated) = 1.88 W/kg
SAR(1 g) = 0.892 W/kg; SAR(10 g) = 0.442 W/kg
Maximum value of SAR (measured) = 1.33 W/kg

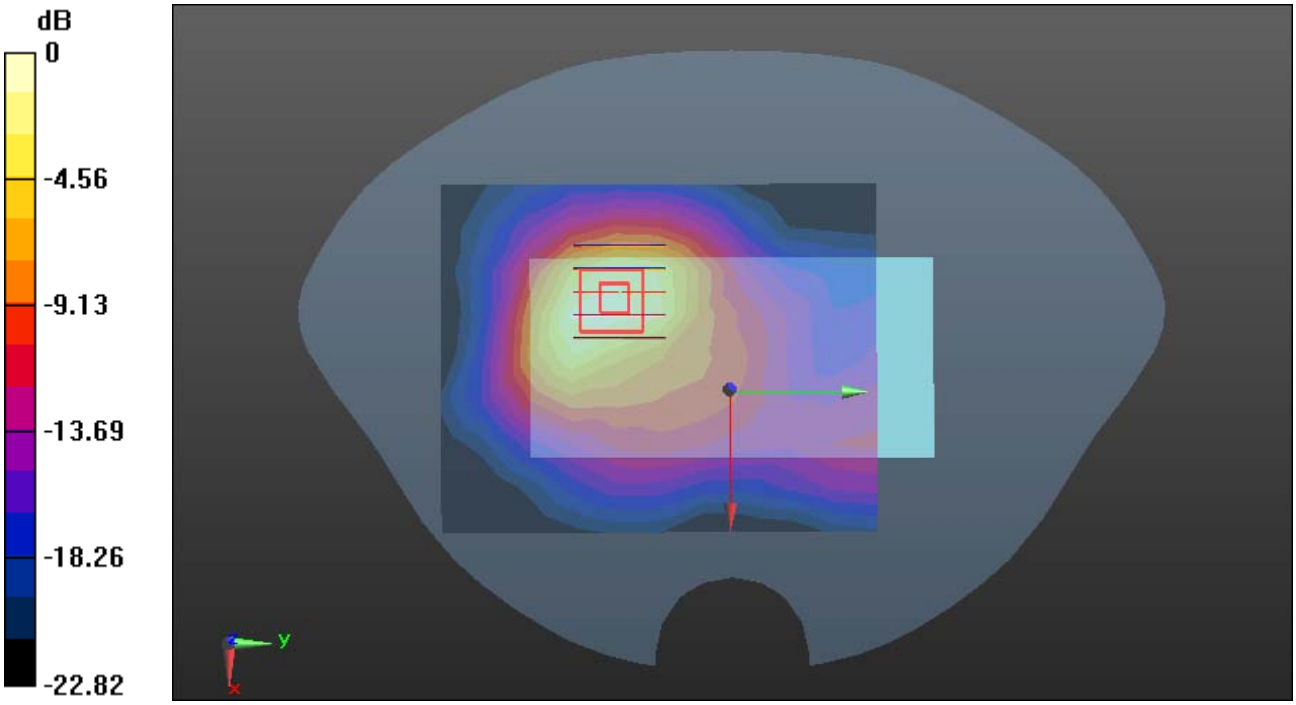

0 dB = 1.33 W/kg = 1.24 dBW/kg

Test Laboratory: Compliance Certification Services Inc. Date: 6/25/2015
GPRS 1900-Body Left High CH810
DUT: GIGO Q6; Type: Q6; Serial: 352528063806490
Communication System: UID 0, Generic GSM (0); Communication System Band: PCS1900; Frequency: 1909.8 MHz;Duty Cycle: 1:2.0797
Medium parameters used: f = 1910 MHz; σ = 1.571 S/m; ε_r = 52.446; ρ = 1000 kg/m^3
Room Ambient Temperature: 22°C; Liquid Temperature: 21.5°C
Phantom section: Flat Section
Measurement Standard: DASY5 (IEEE/IEC/ANSI C63.19-2007)
DASY Configuration:

- Probe: EX3DV4 - SN3798; ConvF(7.09, 7.09, 7.09); Calibrated: 7/28/2014;
- Sensor-Surface: 2mm (Mechanical Surface Detection)
- Electronics: DAE4 Sn1245; Calibrated: 7/22/2014
- Phantom: Twin SAM Phantom; Type: QD 000 P40 CD; Serial: 1609
- DASY52 52.8.8(1222);
- SEMCAD X Version 14.6.10 (7331)

GPRS 1900/Body Left High CH810/Area Scan (12x7x1): Measurement grid: dx=15mm, dy=15mm
Maximum value of SAR (measured) = 0.343 W/kg

GPRS 1900/Body Left High CH810/Zoom Scan (5x5x7)/Cube 0: Measurement grid: dx=8mm, dy=8mm, dz=5mm
Reference Value = 4.202 V/m; Power Drift = 0.17 dB
Peak SAR (extrapolated) = 0.530 W/kg
SAR(1 g) = 0.250 W/kg; SAR(10 g) = 0.123 W/kg
Maximum value of SAR (measured) = 0.378 W/kg

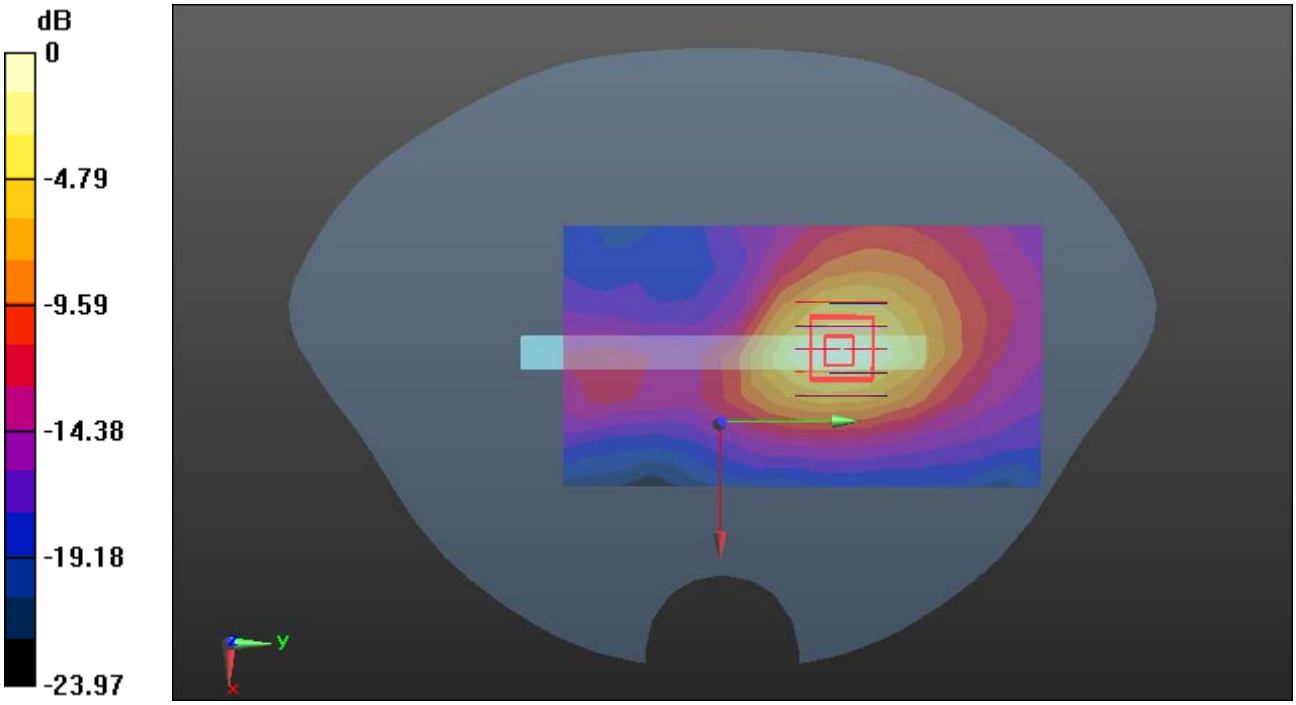

0 dB = 0.378 W/kg = -4.23 dBW/kg

Test Laboratory: Compliance Certification Services Inc. Date: 6/25/2015
GPRS 1900-Body Top High CH810
DUT: GIGO Q6; Type: Q6; Serial: 352528063806490
Communication System: UID 0, Generic GSM (0); Communication System Band: PCS1900; Frequency: 1909.8 MHz;Duty Cycle: 1:2.0797
Medium parameters used: f = 1910 MHz; σ = 1.571 S/m; ε_r = 52.446; ρ = 1000 kg/m^3
Room Ambient Temperature: 22°C; Liquid Temperature: 21.5°C
Phantom section: Flat Section
Measurement Standard: DASY5 (IEEE/IEC/ANSI C63.19-2007)
DASY Configuration:

- Probe: EX3DV4 - SN3798; ConvF(7.09, 7.09, 7.09); Calibrated: 7/28/2014;
- Sensor-Surface: 2mm (Mechanical Surface Detection), Sensor-Surface: 0mm (Fix Surface)
- Electronics: DAE4 Sn1245; Calibrated: 7/22/2014
- Phantom: Twin SAM Phantom; Type: QD 000 P40 CD; Serial: 1609
- DASY52 52.8.8(1222);
- SEMCAD X Version 14.6.10 (7331)

GPRS 1900/Body Top High CH810/Area Scan (10x8x1): Measurement grid: dx=15mm, dy=15mm
Maximum value of SAR (measured) = 0.374 W/kg

GPRS 1900/Body Top High CH810/Zoom Scan (5x5x7)/Cube 0: Measurement grid: dx=8mm, dy=8mm, dz=5mm
Reference Value = 13.77 V/m; Power Drift = 0.09 dB
Peak SAR (extrapolated) = 0.678 W/kg
SAR(1 g) = 0.313 W/kg; SAR(10 g) = 0.148 W/kg
Maximum value of SAR (measured) = 0.491 W/kg

GPRS 1900/Body Top High CH810/Z Scan (1x1x21): Measurement grid: dx=20mm, dy=20mm, dz=5mm
Maximum value of SAR (measured) = 0.214 W/kg

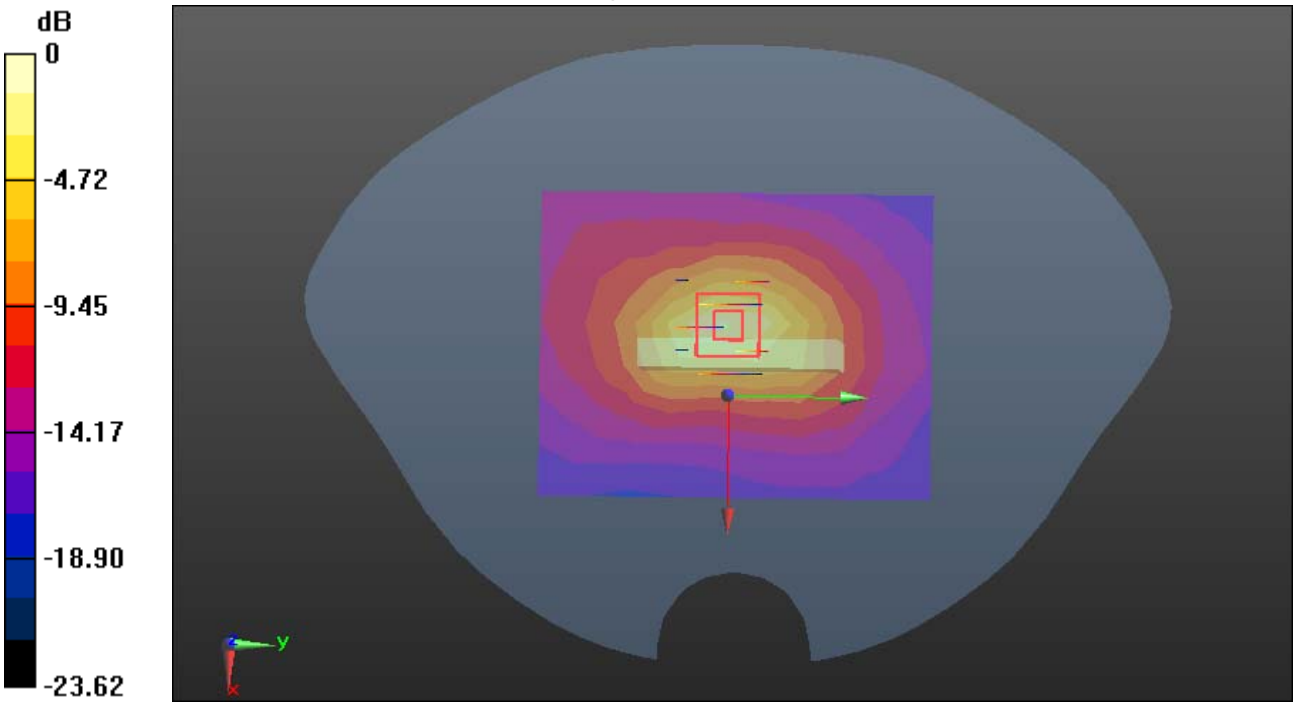

0 dB = 0.491 W/kg = -3.09 dBW/kg

Test Laboratory: Compliance Certification Services Inc. Date: 6/25/2015
WCDMA Band II-Body Front Low CH9262
DUT: GIGO Q6; Type: Q6; Serial: 352528063806490
Communication System: UID 0, FDD WCDMA (0); Communication System Band: Band II; Frequency: 1852.4 MHz;Duty Cycle: 1:1
Medium parameters used (interpolated): f = 1852.4 MHz; σ = 1.526 S/m; ε_r = 52.521; ρ = 1000 kg/m^3
Room Ambient Temperature: 22°C; Liquid Temperature: 21.5°C
Phantom section: Flat Section
Measurement Standard: DASY5 (IEEE/IEC/ANSI C63.19-2007)
DASY Configuration:

- Probe: EX3DV4 - SN3798; ConvF(7.09, 7.09, 7.09); Calibrated: 7/28/2014;
- Sensor-Surface: 2mm (Mechanical Surface Detection)
- Electronics: DAE4 Sn1245; Calibrated: 7/22/2014
- Phantom: Twin SAM Phantom; Type: QD 000 P40 CD; Serial: 1609
- DASY52 52.8.8(1222);
- SEMCAD X Version 14.6.10 (7331)

WCDMA Band II/Body Front Low CH9262/Area Scan (11x9x1): Measurement grid: dx=15mm, dy=15mm

Info: Interpolated medium parameters used for SAR evaluation.
Maximum value of SAR (measured) = 0.240 W/kg
WCDMA Band II/Body Front Low CH9262/Zoom Scan (5x5x7)/Cube 0: Measurement grid: dx=8mm, dy=8mm, dz=5mm
Reference Value = 5.440 V/m; Power Drift = 0.10 dB
Peak SAR (extrapolated) = 0.385 W/kg
SAR(1 g) = 0.198 W/kg; SAR(10 g) = 0.108 W/kg
Info: Interpolated medium parameters used for SAR evaluation.
Maximum value of SAR (measured) = 0.284 W/kg

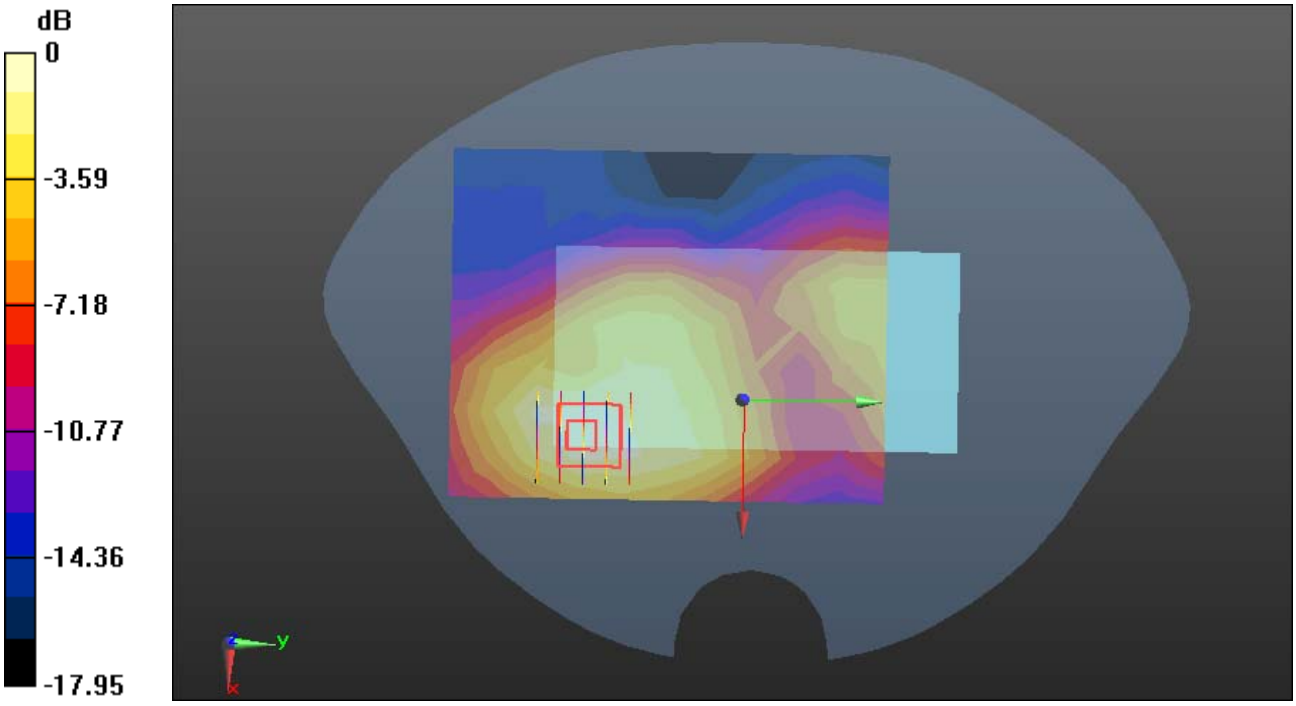

0 dB = 0.284 W/kg = -5.47 dBW/kg

Test Laboratory: Compliance Certification Services Inc. Date: 6/25/2015
WCDMA Band II-Body Rear Low CH9262
DUT: GIGO Q6; Type: Q6; Serial: 352528063806490
Communication System: UID 0, FDD WCDMA (0); Communication System Band: Band II; Frequency: 1852.4 MHz;Duty Cycle: 1:1
Medium parameters used (interpolated): f = 1852.4 MHz; σ = 1.526 S/m; ε_r = 52.521; ρ = 1000 kg/m^3
Room Ambient Temperature: 22°C; Liquid Temperature: 21.5°C
Phantom section: Flat Section
Measurement Standard: DASY5 (IEEE/IEC/ANSI C63.19-2007)
DASY Configuration:

- Probe: EX3DV4 - SN3798; ConvF(7.09, 7.09, 7.09); Calibrated: 7/28/2014;
- Sensor-Surface: 2mm (Mechanical Surface Detection)
- Electronics: DAE4 Sn1245; Calibrated: 7/22/2014
- Phantom: Twin SAM Phantom; Type: QD 000 P40 CD; Serial: 1609
- DASY52 52.8.8(1222);
- SEMCAD X Version 14.6.10 (7331)

WCDMA Band II/Body Rear Low CH9262/Area Scan (11x9x1): Measurement grid: dx=15mm, dy=15mm

Info: Interpolated medium parameters used for SAR evaluation.
Maximum value of SAR (measured) = 1.23 W/kg

WCDMA Band II/Body Rear Low CH9262/Zoom Scan (5x5x7)/Cube 0: Measurement grid: dx=8mm, dy=8mm, dz=5mm
Reference Value = 11.91 V/m; Power Drift = 0.07 dB
Peak SAR (extrapolated) = 1.93 W/kg
SAR(1 g) = 0.845 W/kg; SAR(10 g) = 0.503 W/kg
Info: Interpolated medium parameters used for SAR evaluation.
Maximum value of SAR (measured) = 1.40 W/kg

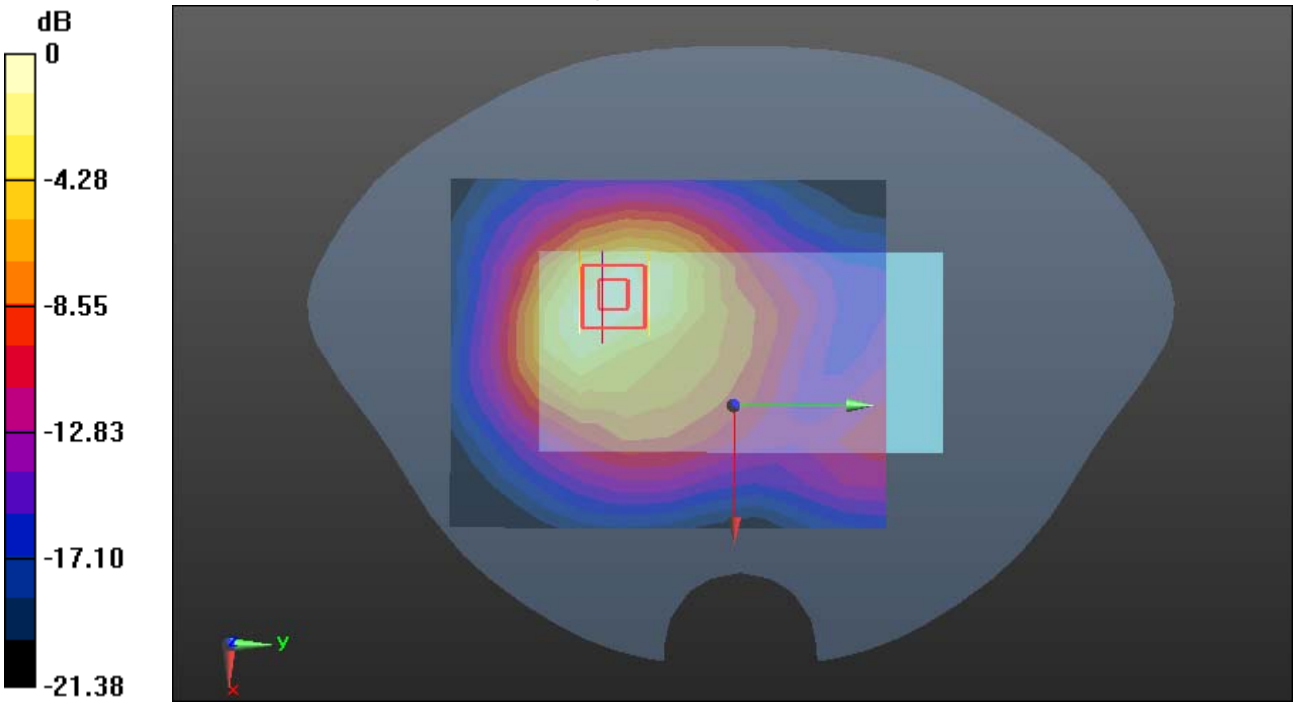

0 dB = 1.40 W/kg = 1.46 dBW/kg

Test Laboratory: Compliance Certification Services Inc. Date: 6/25/2015
WCDMA Band II-Body Rear Middle CH9400
DUT: GIGO Q6; Type: Q6; Serial: 352528063806490
Communication System: UID 0, FDD WCDMA (0); Communication System Band: Band II; Frequency: 1880 MHz;Duty Cycle: 1:1
Medium parameters used: f = 1880 MHz; σ = 1.545 S/m; ε_r = 52.503; ρ = 1000 kg/m^3
Room Ambient Temperature: 22°C; Liquid Temperature: 21.5°C
Phantom section: Flat Section
Measurement Standard: DASY5 (IEEE/IEC/ANSI C63.19-2007)
DASY Configuration:

- Probe: EX3DV4 - SN3798; ConvF(7.09, 7.09, 7.09); Calibrated: 7/28/2014;
- Sensor-Surface: 2mm (Mechanical Surface Detection)
- Electronics: DAE4 Sn1245; Calibrated: 7/22/2014
- Phantom: Twin SAM Phantom; Type: QD 000 P40 CD; Serial: 1609
- DASY52 52.8.8(1222);
- SEMCAD X Version 14.6.10 (7331)

WCDMA Band II/Body Rear Middle CH9400/Area Scan (11x9x1): Measurement grid: dx=15mm, dy=15mm
Maximum value of SAR (measured) = 1.30 W/kg

WCDMA Band II/Body Rear Middle CH9400/Zoom Scan (5x5x7)/Cube 0: Measurement grid: dx=8mm, dy=8mm, dz=5mm
Reference Value = 11.31 V/m; Power Drift = 0.10 dB
Peak SAR (extrapolated) = 2.18 W/kg
SAR(1 g) = 0.912 W/kg; SAR(10 g) = 0.552 W/kg
Maximum value of SAR (measured) = 1.59 W/kg

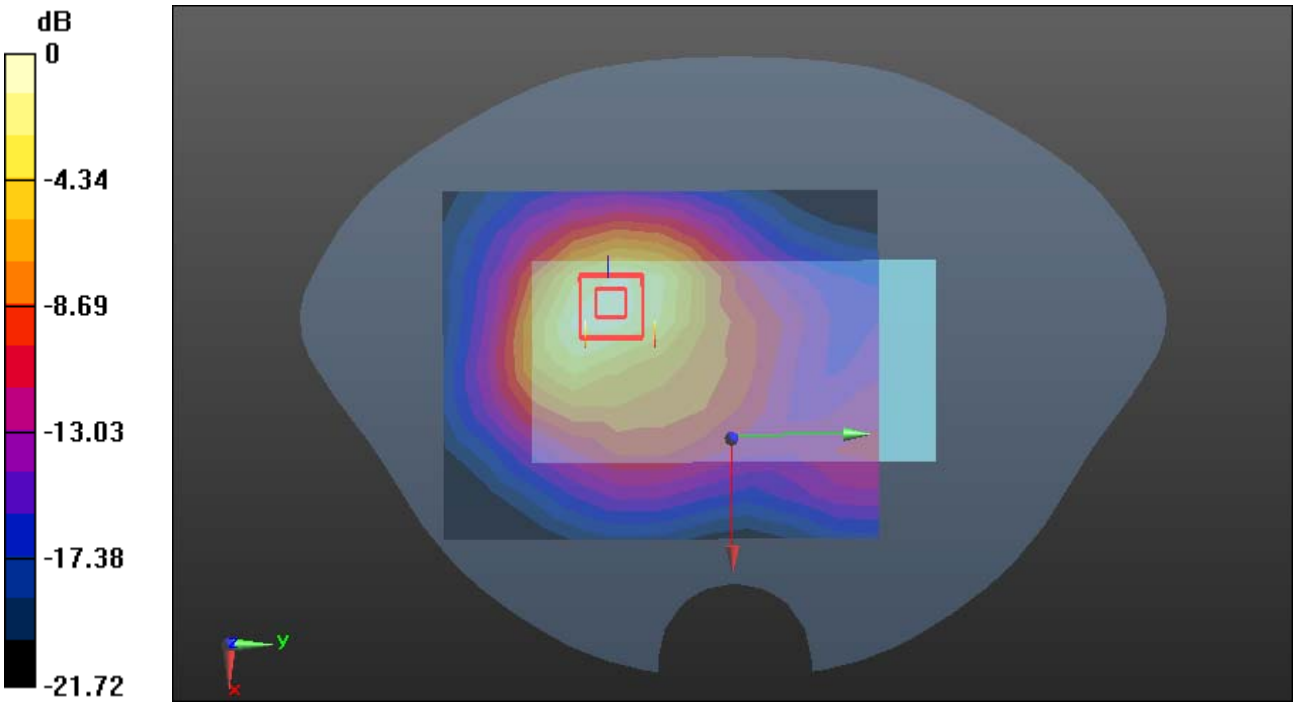

0 dB = 1.59 W/kg = 2.01 dBW/kg

Test Laboratory: Compliance Certification Services Inc. Date: 6/25/2015
WCDMA Band II-Body Rear High CH9538
DUT: GIGO Q6; Type: Q6; Serial: 352528063806490
Communication System: UID 0, FDD WCDMA (0); Communication System Band: Band II; Frequency: 1907.6 MHz;Duty Cycle: 1:1
Medium parameters used: f = 1908 MHz; σ = 1.57 S/m; ε_r = 52.449; ρ = 1000 kg/m^3
Room Ambient Temperature: 22°C; Liquid Temperature: 21.5°C
Phantom section: Flat Section
Measurement Standard: DASY5 (IEEE/IEC/ANSI C63.19-2007)
DASY Configuration:

- Probe: EX3DV4 - SN3798; ConvF(7.09, 7.09, 7.09); Calibrated: 7/28/2014;
- Sensor-Surface: 2mm (Mechanical Surface Detection)
- Electronics: DAE4 Sn1245; Calibrated: 7/22/2014
- Phantom: Twin SAM Phantom; Type: QD 000 P40 CD; Serial: 1609
- DASY52 52.8.8(1222);
- SEMCAD X Version 14.6.10 (7331)

WCDMA Band II/Body Rear High CH9538/Area Scan (11x9x1): Measurement grid: dx=15mm, dy=15mm
Maximum value of SAR (measured) = 1.33 W/kg

WCDMA Band II/Body Rear High CH9538/Zoom Scan (5x5x7)/Cube 0: Measurement grid: dx=8mm, dy=8mm, dz=5mm
Reference Value = 11.03 V/m; Power Drift = -0.10 dB
Peak SAR (extrapolated) = 2.35 W/kg
SAR(1 g) = 0.948 W/kg; SAR(10 g) = 0.576 W/kg
Maximum value of SAR (measured) = 1.69 W/kg

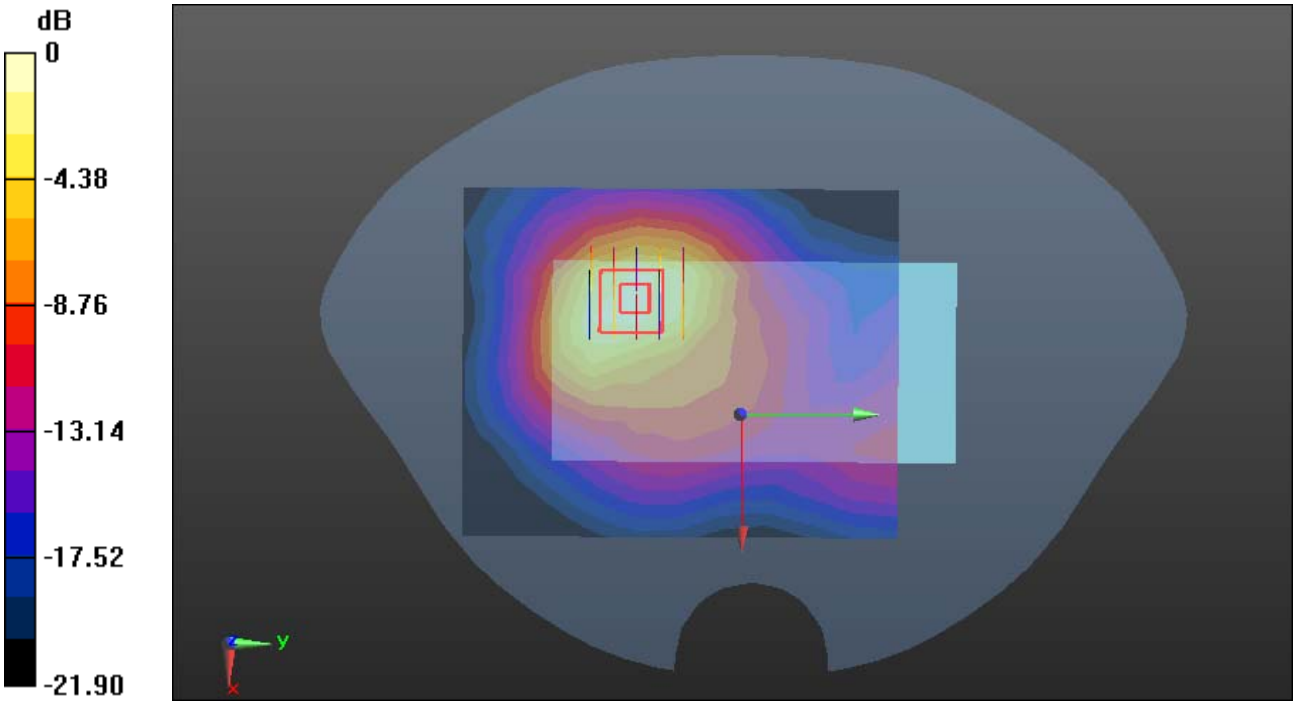

0 dB = 1.69 W/kg = 2.28 dBW/kg

Test Laboratory: Compliance Certification Services Inc. Date: 6/25/2015
WCDMA Band II-Body Left Low CH9262
DUT: GIGO Q6; Type: Q6; Serial: 352528063806490
Communication System: UID 0, FDD WCDMA (0); Communication System Band: Band II; Frequency: 1852.4 MHz;Duty Cycle: 1:1
Medium parameters used (interpolated): f = 1852.4 MHz; σ = 1.526 S/m; ε_r = 52.521; ρ = 1000 kg/m^3
Room Ambient Temperature: 22°C; Liquid Temperature: 21.5°C
Phantom section: Flat Section
Measurement Standard: DASY5 (IEEE/IEC/ANSI C63.19-2007)
DASY Configuration:

- Probe: EX3DV4 - SN3798; ConvF(7.09, 7.09, 7.09); Calibrated: 7/28/2014;
- Sensor-Surface: 2mm (Mechanical Surface Detection)
- Electronics: DAE4 Sn1245; Calibrated: 7/22/2014
- Phantom: Twin SAM Phantom; Type: QD 000 P40 CD; Serial: 1609
- DASY52 52.8.8(1222);
- SEMCAD X Version 14.6.10 (7331)

WCDMA Band II/Body Left Low CH9262/Area Scan (12x7x1): Measurement grid: dx=15mm, dy=15mm

Info: Interpolated medium parameters used for SAR evaluation.
Maximum value of SAR (measured) = 0.441 W/kg

WCDMA Band II/Body Left Low CH9262/Zoom Scan (5x5x7)/Cube 0: Measurement grid: dx=8mm, dy=8mm, dz=5mm
Reference Value = 5.220 V/m; Power Drift = 0.08 dB
Peak SAR (extrapolated) = 0.615 W/kg
SAR(1 g) = 0.299 W/kg; SAR(10 g) = 0.152 W/kg
Info: Interpolated medium parameters used for SAR evaluation.
Maximum value of SAR (measured) = 0.448 W/kg

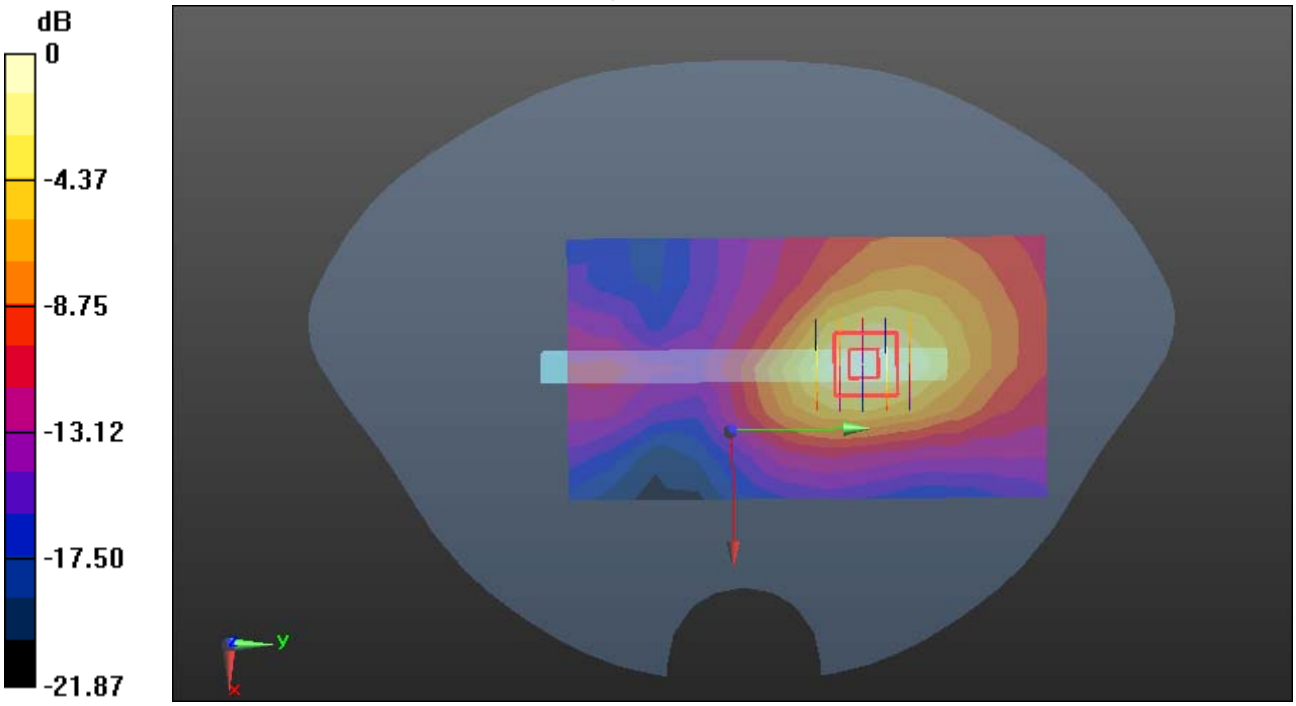

0 dB = 0.448 W/kg = -3.49 dBW/kg

Test Laboratory: Compliance Certification Services Inc. Date: 6/25/2015
WCDMA Band II-Body Top Low CH9262
DUT: GIGO Q6; Type: Q6; Serial: 352528063806490
Communication System: UID 0, FDD WCDMA (0); Communication System Band: Band II; Frequency: 1852.4 MHz;Duty Cycle: 1:1
Medium parameters used (interpolated): f = 1852.4 MHz; σ = 1.526 S/m; ε_r = 52.521; ρ = 1000 kg/m^3
Room Ambient Temperature: 22°C; Liquid Temperature: 21.5°C
Phantom section: Flat Section
Measurement Standard: DASY5 (IEEE/IEC/ANSI C63.19-2007)
DASY Configuration:

- Probe: EX3DV4 - SN3798; ConvF(7.09, 7.09, 7.09); Calibrated: 7/28/2014;
- Sensor-Surface: 2mm (Mechanical Surface Detection)
- Electronics: DAE4 Sn1245; Calibrated: 7/22/2014
- Phantom: Twin SAM Phantom; Type: QD 000 P40 CD; Serial: 1609
- DASY52 52.8.8(1222);
- SEMCAD X Version 14.6.10 (7331)

WCDMA Band II/Body Top Low CH9262/Area Scan (9x8x1): Measurement grid: dx=15mm, dy=15mm

Info: Interpolated medium parameters used for SAR evaluation.
Maximum value of SAR (measured) = 0.876 W/kg

WCDMA Band II/Body Top Low CH9262/Zoom Scan (5x5x7)/Cube 0: Measurement grid: dx=8mm, dy=8mm, dz=5mm
Reference Value = 18.52 V/m; Power Drift = 0.00 dB
Peak SAR (extrapolated) = 1.23 W/kg
SAR(1 g) = 0.577 W/kg; SAR(10 g) = 0.277 W/kg

Info: Interpolated medium parameters used for SAR evaluation.
Maximum value of SAR (measured) = 0.895 W/kg

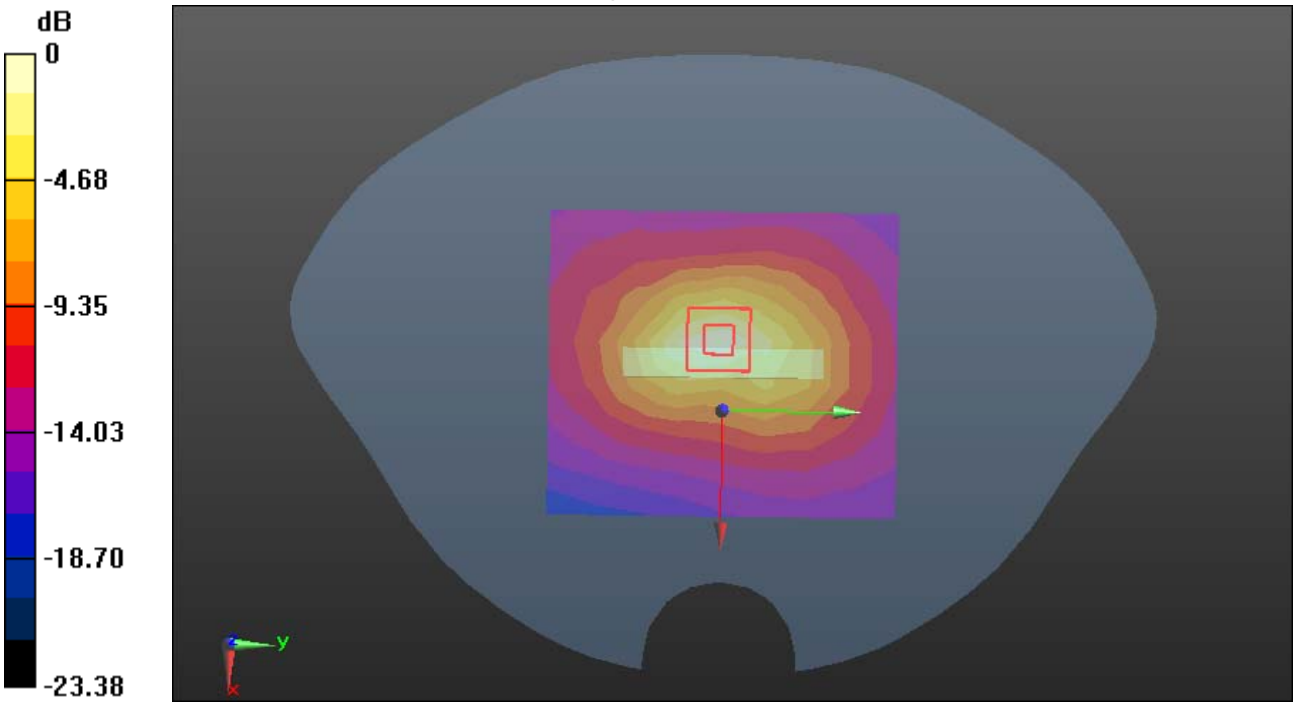

0 dB = 0.895 W/kg = -0.48 dBW/kg

Test Laboratory: Compliance Certification Services Inc. Date: 6/24/2015
WCDMA Band V-Body Front Low CH4132
DUT: GIGO Q6; Type: Q6; Serial: 352528063806490
Communication System: UID 0, FDD WCDMA (0); Communication System Band: Band V; Frequency: 826.4 MHz;Duty Cycle: 1:1
Medium parameters used: f = 826.5 MHz; σ = 0.969 S/m; ε_r = 55.361; ρ = 1000 kg/m^3
Room Ambient Temperature: 22°C; Liquid Temperature: 21.5°C
Phantom section: Flat Section
Measurement Standard: DASY5 (IEEE/IEC/ANSI C63.19-2007)
DASY Configuration:

- Probe: EX3DV4 - SN3798; ConvF(9.22, 9.22, 9.22); Calibrated: 7/28/2014;
- Sensor-Surface: 2mm (Mechanical Surface Detection)
- Electronics: DAE4 Sn1245; Calibrated: 7/22/2014
- Phantom: Twin SAM Phantom; Type: QD 000 P40 CD; Serial: 1609
- DASY52 52.8.8(1222);
- SEMCAD X Version 14.6.10 (7331)

WCDMA Band V/Body Front Low CH4132/Area Scan (12x9x1): Measurement grid: dx=15mm, dy=15mm
Maximum value of SAR (measured) = 0.0840 W/kg

WCDMA Band V/Body Front Low CH4132/Zoom Scan (5x5x7)/Cube 0: Measurement grid: dx=8mm, dy=8mm, dz=5mm
Reference Value = 9.313 V/m; Power Drift = -0.02 dB
Peak SAR (extrapolated) = 0.0930 W/kg
SAR(1 g) = 0.073 W/kg; SAR(10 g) = 0.056 W/kg
Maximum value of SAR (measured) = 0.0839 W/kg

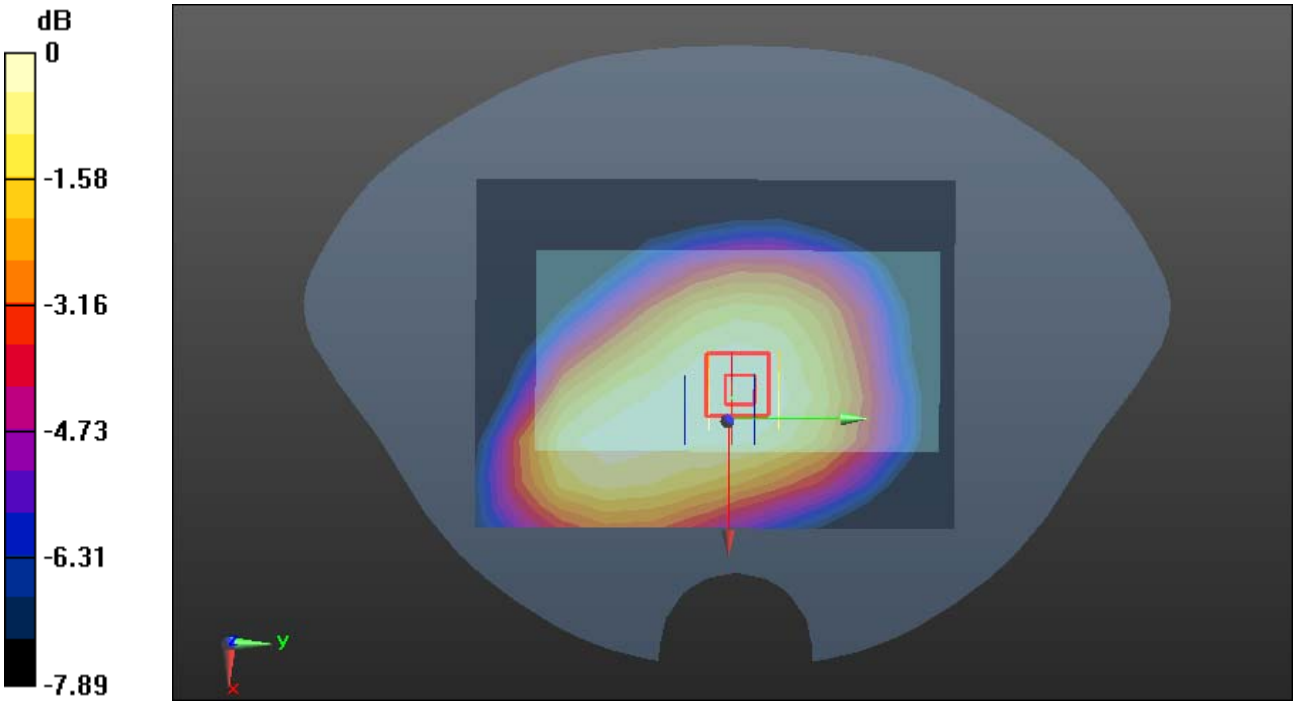

0 dB = 0.0839 W/kg = -10.76 dBW/kg

Test Laboratory: Compliance Certification Services Inc. Date: 6/24/2015
WCDMA Band V-Body Rear Low CH4132
DUT: GIGO Q6; Type: Q6; Serial: 352528063806490
Communication System: UID 0, FDD WCDMA (0); Communication System Band: Band V; Frequency: 826.4 MHz;Duty Cycle: 1:1
Medium parameters used: f = 826.5 MHz; σ = 0.969 S/m; ε_r = 55.361; ρ = 1000 kg/m^3
Room Ambient Temperature: 22°C; Liquid Temperature: 21.5°C
Phantom section: Flat Section
Measurement Standard: DASY5 (IEEE/IEC/ANSI C63.19-2007)
DASY Configuration:

- Probe: EX3DV4 - SN3798; ConvF(9.22, 9.22, 9.22); Calibrated: 7/28/2014;
- Sensor-Surface: 2mm (Mechanical Surface Detection), Sensor-Surface: 0mm (Fix Surface)
- Electronics: DAE4 Sn1245; Calibrated: 7/22/2014
- Phantom: Twin SAM Phantom; Type: QD 000 P40 CD; Serial: 1609
- DASY52 52.8.8(1222);
- SEMCAD X Version 14.6.10 (7331)

WCDMA Band V/Body Rear Low CH4132/Area Scan (12x9x1): Measurement grid: dx=15mm, dy=15mm
Maximum value of SAR (measured) = 0.427 W/kg

WCDMA Band V/Body Rear Low CH4132/Zoom Scan (5x5x7)/Cube 0: Measurement grid: dx=8mm, dy=8mm, dz=5mm
Reference Value = 18.46 V/m; Power Drift = 0.09 dB
Peak SAR (extrapolated) = 0.525 W/kg
SAR(1 g) = 0.348 W/kg; SAR(10 g) = 0.231 W/kg
Maximum value of SAR (measured) = 0.434 W/kg
WCDMA Band V/Body Rear Low CH4132/Z Scan (1x1x21): Measurement grid: dx=20mm, dy=20mm, dz=5mm
Maximum value of SAR (measured) = 0.290 W/kg

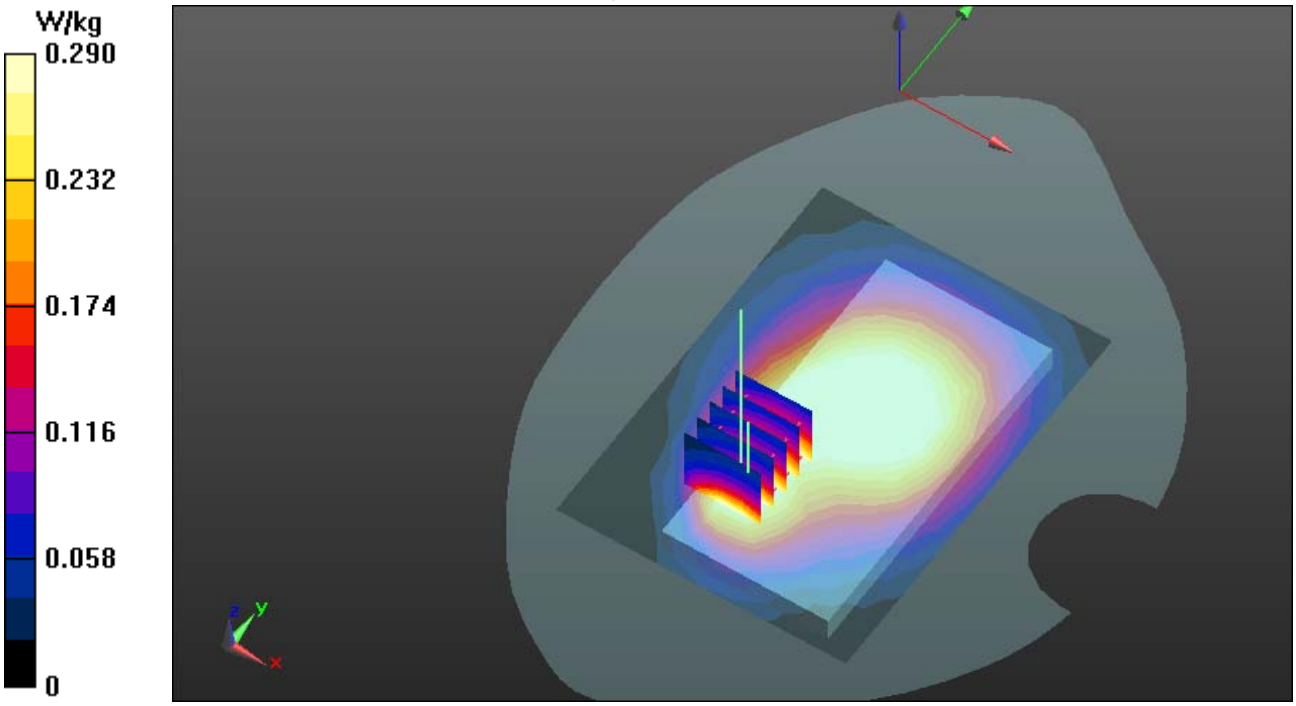

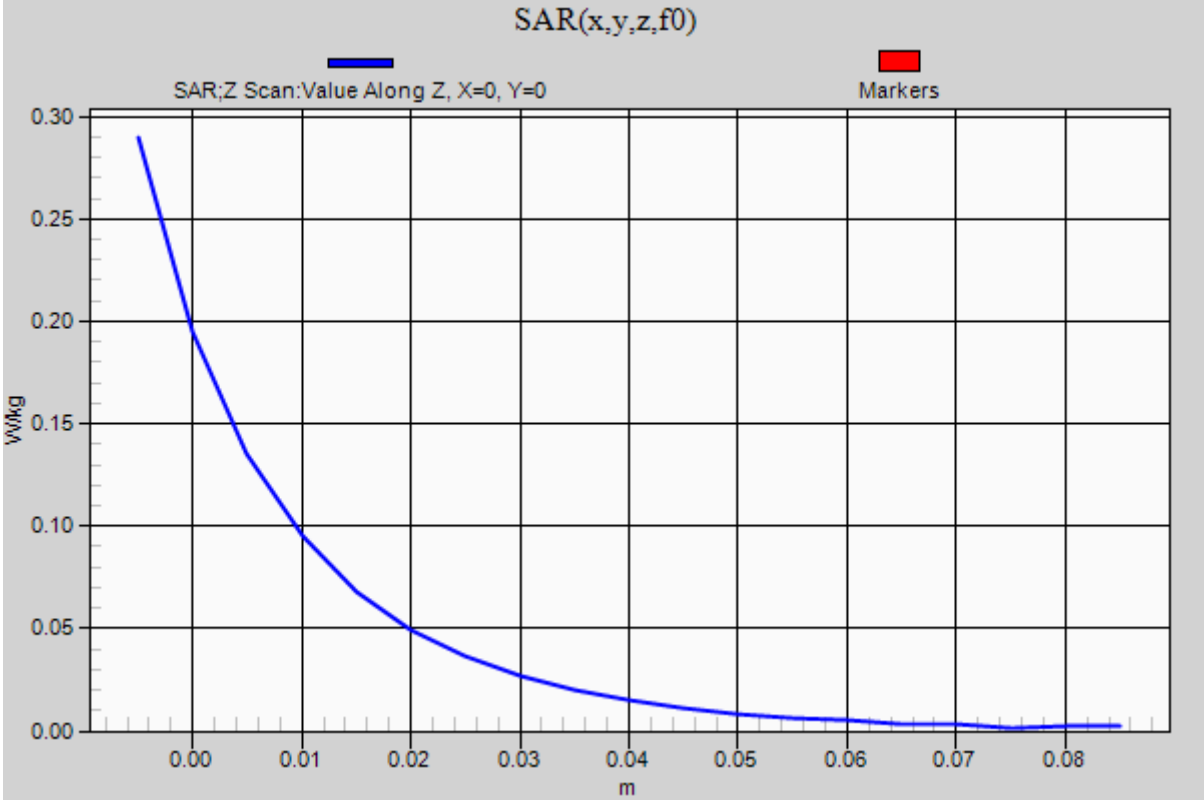
SAR(x,y,z,f0)
SAR;Z Scan:Value Along Z, X=0, Y=0
Markers
W/kg
0.30
0.25
0.20
0.15
0.10
0.05
0.00
0.00
0.01
0.02
0.03
0.04
0.05
0.06
0.07
0.08
m

Test Laboratory: Compliance Certification Services Inc. Date: 6/24/2015
WCDMA Band V-Body Left Low CH4132
DUT: GIGO Q6; Type: Q6; Serial: 352528063806490
Communication System: UID 0, FDD WCDMA (0); Communication System Band: Band V; Frequency: 826.4 MHz;Duty Cycle: 1:1
Medium parameters used: f = 826.5 MHz; σ = 0.969 S/m; ε_r = 55.361; ρ = 1000 kg/m^3
Room Ambient Temperature: 22°C; Liquid Temperature: 21.5°C
Phantom section: Flat Section
Measurement Standard: DASY5 (IEEE/IEC/ANSI C63.19-2007)
DASY Configuration:

- Probe: EX3DV4 - SN3798; ConvF(9.22, 9.22, 9.22); Calibrated: 7/28/2014;
- Sensor-Surface: 2mm (Mechanical Surface Detection)
- Electronics: DAE4 Sn1245; Calibrated: 7/22/2014
- Phantom: Twin SAM Phantom; Type: QD 000 P40 CD; Serial: 1609
- DASY52 52.8.8(1222);
- SEMCAD X Version 14.6.10 (7331)

WCDMA Band V/Body Left Low CH4132/Area Scan (12x7x1): Measurement grid: dx=15mm, dy=15mm
Maximum value of SAR (measured) = 0.227 W/kg

WCDMA Band V/Body Left Low CH4132/Zoom Scan (6x6x7)/Cube 0: Measurement grid: dx=8mm, dy=8mm, dz=5mm
Reference Value = 16.92 V/m; Power Drift = -0.06 dB
Peak SAR (extrapolated) = 0.258 W/kg
SAR(1 g) = 0.181 W/kg; SAR(10 g) = 0.126 W/kg
Maximum value of SAR (measured) = 0.223 W/kg

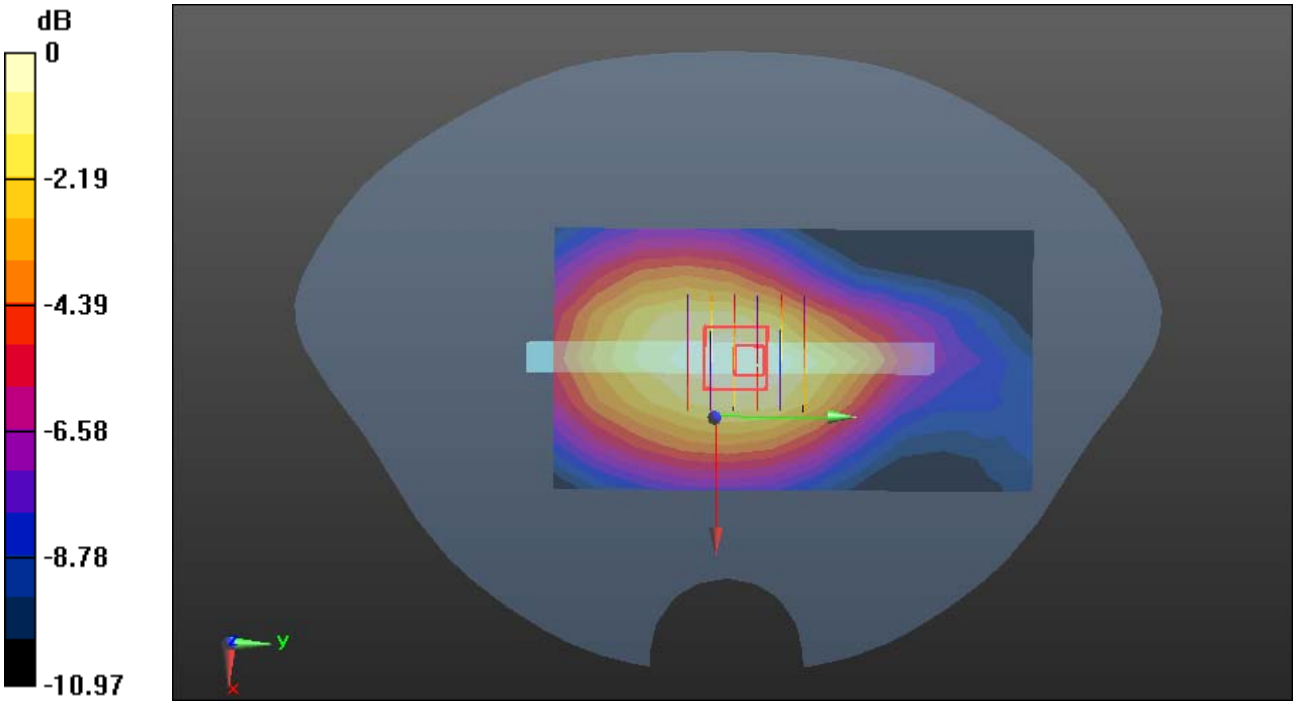

0 dB = 0.223 W/kg = -6.52 dBW/kg

Test Laboratory: Compliance Certification Services Inc. Date: 6/24/2015
WCDMA Band V-Body Top Low CH4132
DUT: GIGO Q6; Type: Q6; Serial: 352528063806490
Communication System: UID 0, FDD WCDMA (0); Communication System Band: Band V; Frequency: 826.4 MHz;Duty Cycle: 1:1
Medium parameters used: f = 826.5 MHz; σ = 0.969 S/m; ε_r = 55.361; ρ = 1000 kg/m^3
Room Ambient Temperature: 22°C; Liquid Temperature: 21.5°C
Phantom section: Flat Section
Measurement Standard: DASY5 (IEEE/IEC/ANSI C63.19-2007)
DASY Configuration:

- Probe: EX3DV4 - SN3798; ConvF(9.22, 9.22, 9.22); Calibrated: 7/28/2014;
- Sensor-Surface: 2mm (Mechanical Surface Detection)
- Electronics: DAE4 Sn1245; Calibrated: 7/22/2014
- Phantom: Twin SAM Phantom; Type: QD 000 P40 CD; Serial: 1609
- DASY52 52.8.8(1222);
- SEMCAD X Version 14.6.10 (7331)

WCDMA Band V/Body Top Low CH4132/Area Scan (9x8x1): Measurement grid: dx=15mm, dy=15mm
Maximum value of SAR (measured) = 0.0784 W/kg

WCDMA Band V/Body Top Low CH4132/Zoom Scan (5x5x7)/Cube 0: Measurement grid: dx=8mm, dy=8mm, dz=5mm
Reference Value = 8.442 V/m; Power Drift = 0.05 dB
Peak SAR (extrapolated) = 0.140 W/kg
SAR(1 g) = 0.087 W/kg; SAR(10 g) = 0.054 W/kg
Maximum value of SAR (measured) = 0.111 W/kg

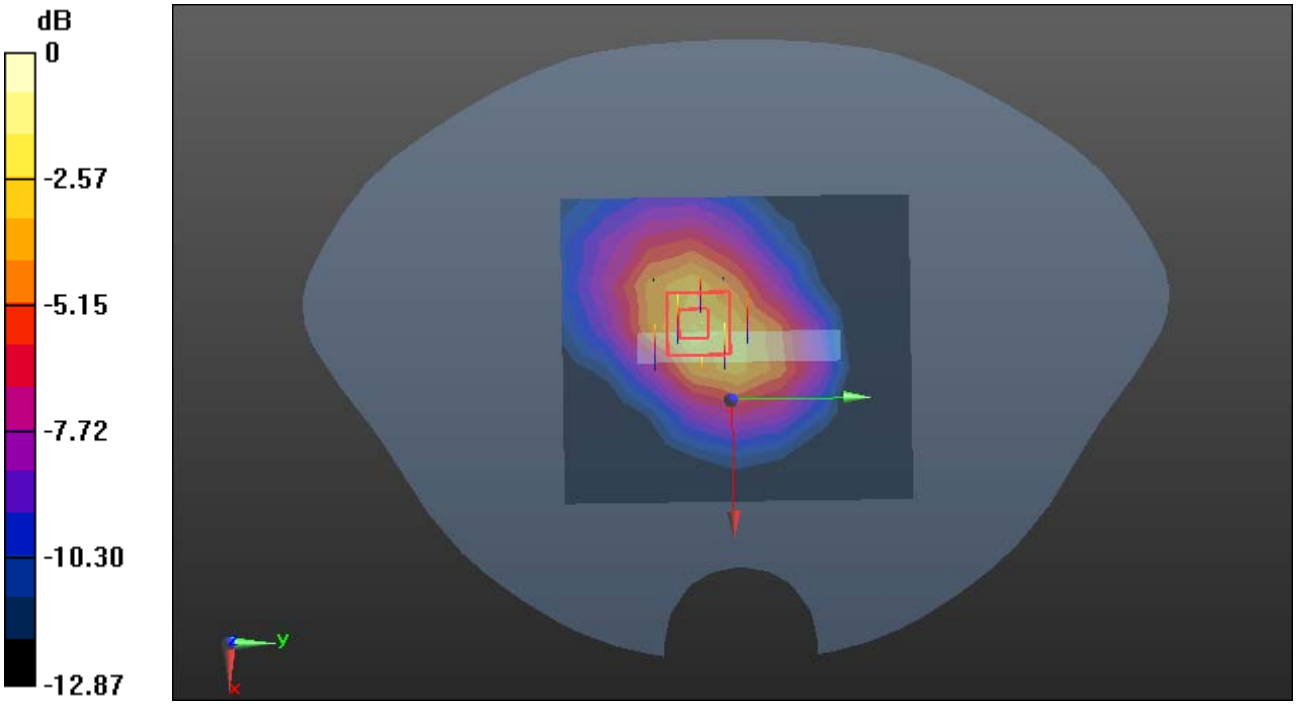

0 dB = 0.111 W/kg = -9.55 dBW/kg

Test Laboratory: Compliance Certification Services Inc. Date: 6/26/2015
WIFI-Body Front Middle CH6
DUT: GIGO Q6; Type: Q6; Serial: 352528063806490
Communication System: UID 0, IEEE 802.11b (0); Communication System Band: ISM 2.4GHz Band; Frequency: 2437 MHz;Duty Cycle: 1:1
Medium parameters used: f = 2437 MHz; σ = 1.899 S/m; ε_r = 52.69; ρ = 1000 kg/m^3
Room Ambient Temperature: 22°C; Liquid Temperature: 21.5°C
Phantom section: Flat Section
Measurement Standard: DASY5 (IEEE/IEC/ANSI C63.19-2007)
DASY Configuration:

- Probe: EX3DV4 - SN3798; ConvF(6.82, 6.82, 6.82); Calibrated: 7/28/2014;
- Sensor-Surface: 2mm (Mechanical Surface Detection)
- Electronics: DAE4 Sn1245; Calibrated: 7/22/2014
- Phantom: Twin SAM Phantom; Type: QD 000 P40 CD; Serial: 1609
- DASY52 52.8.8(1222);
- SEMCAD X Version 14.6.10 (7331)

WIFI/Body Front Middle CH6/Area Scan (11x10x1): Measurement grid: dx=12mm, dy=12mm
Maximum value of SAR (measured) = 0.0249 W/kg

WIFI/Body Front Middle CH6/Zoom Scan (7x7x7)/Cube 0: Measurement grid: dx=5mm, dy=5mm, dz=5mm
Reference Value = 2.096 V/m; Power Drift = -0.04 dB
Peak SAR (extrapolated) = 0.0300 W/kg
SAR(1 g) = 0.015 W/kg; SAR(10 g) = 0.00672 W/kg
Maximum value of SAR (measured) = 0.0251 W/kg

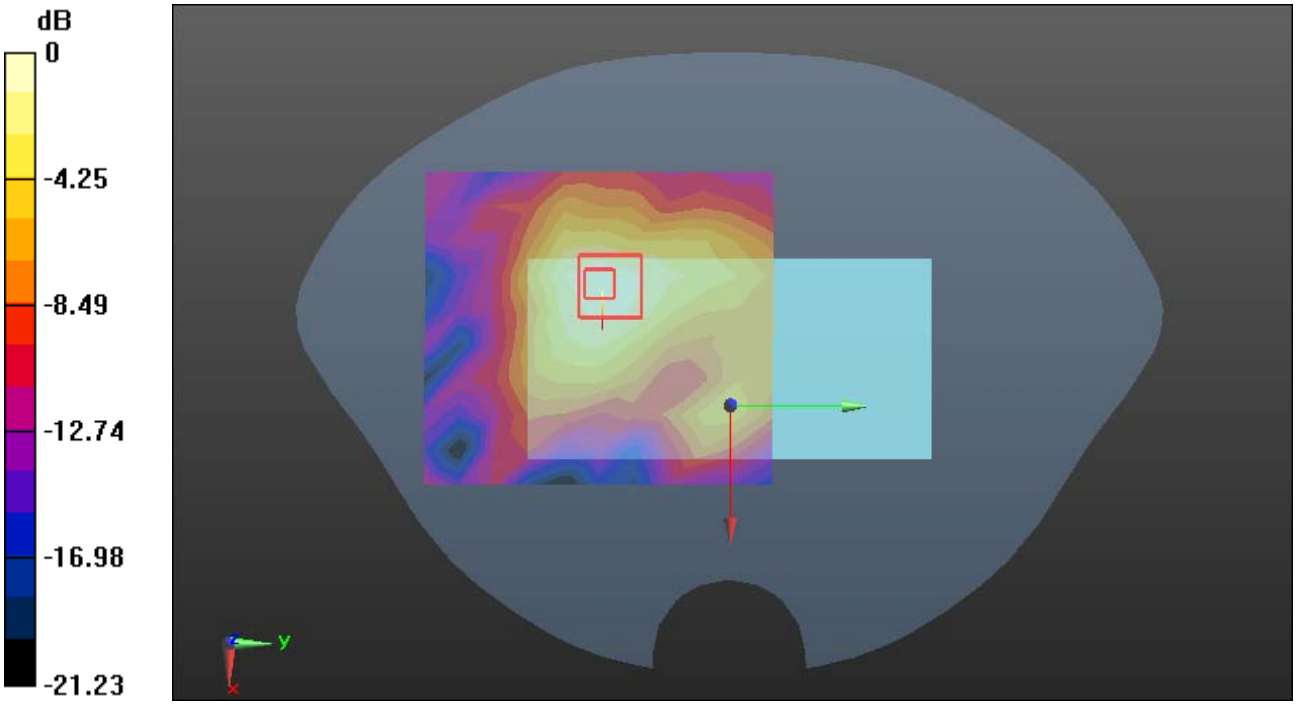

0 dB = 0.0251 W/kg = -16.00 dBW/kg

Test Laboratory: Compliance Certification Services Inc. Date: 6/26/2015
WIFI-Body Rear Middle CH6
DUT: GIGO Q6; Type: Q6; Serial: 352528063806490
Communication System: UID 0, IEEE 802.11b (0); Communication System Band: ISM 2.4GHz Band; Frequency: 2437 MHz;Duty Cycle: 1:1
Medium parameters used: f = 2437 MHz; σ = 1.899 S/m; ε_r = 52.69; ρ = 1000 kg/m^3
Room Ambient Temperature: 22°C; Liquid Temperature: 21.5°C
Phantom section: Flat Section
Measurement Standard: DASY5 (IEEE/IEC/ANSI C63.19-2007)
DASY Configuration:

- Probe: EX3DV4 - SN3798; ConvF(6.82, 6.82, 6.82); Calibrated: 7/28/2014;
- Sensor-Surface: 2mm (Mechanical Surface Detection), Sensor-Surface: 0mm (Fix Surface)
- Electronics: DAE4 Sn1245; Calibrated: 7/22/2014
- Phantom: Twin SAM Phantom; Type: QD 000 P40 CD; Serial: 1609
- DASY52 52.8.8(1222);
- SEMCAD X Version 14.6.10 (7331)

WIFI/Body Rear Middle CH6/Area Scan (12x10x1): Measurement grid: dx=12mm, dy=12mm
Maximum value of SAR (measured) = 0.0600 W/kg

WIFI/Body Rear Middle CH6/Zoom Scan (7x7x7)/Cube 0: Measurement grid: dx=5mm, dy=5mm, dz=5mm
Reference Value = 1.961 V/m; Power Drift = 0.03 dB
Peak SAR (extrapolated) = 0.126 W/kg
SAR(1 g) = 0.041 W/kg; SAR(10 g) = 0.015 W/kg
Maximum value of SAR (measured) = 0.0717 W/kg

WIFI/Body Rear Middle CH6/Z Scan (1x1x21): Measurement grid: dx=20mm, dy=20mm, dz=5mm
Maximum value of SAR (measured) = 0.0794 W/kg

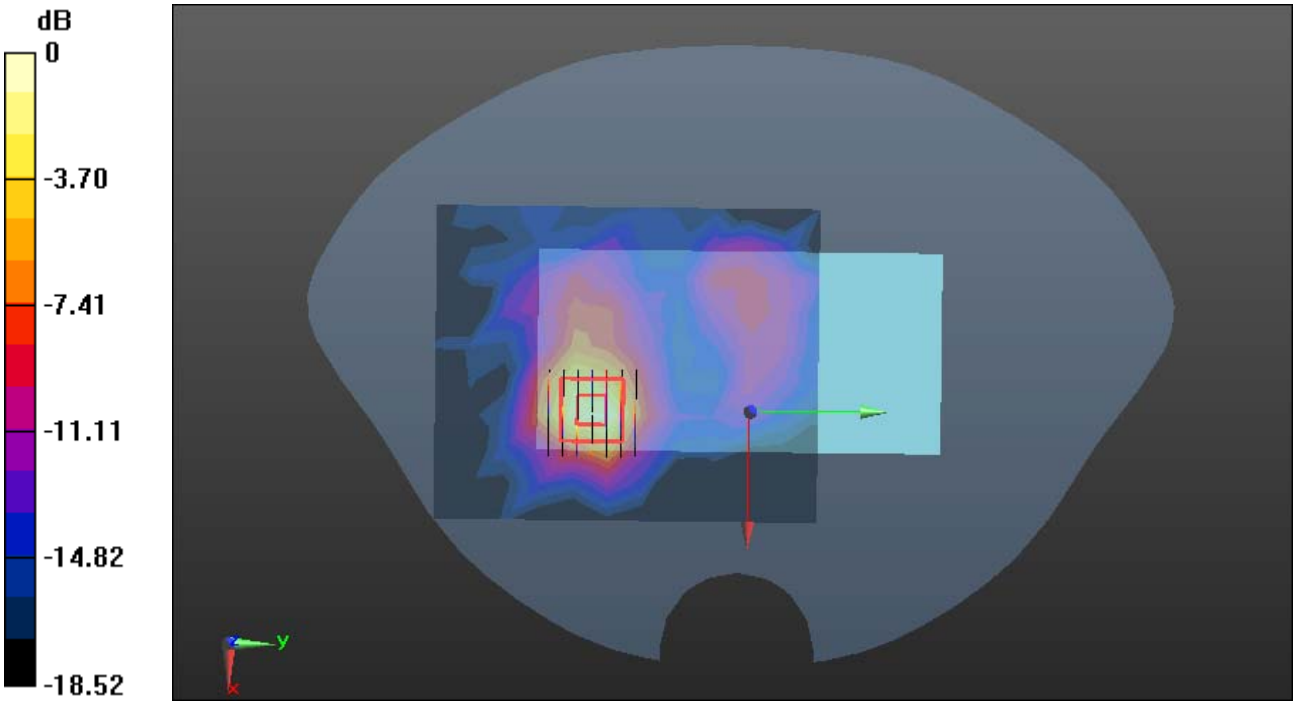

0 dB = 0.0717 W/kg = -11.44 dBW/kg

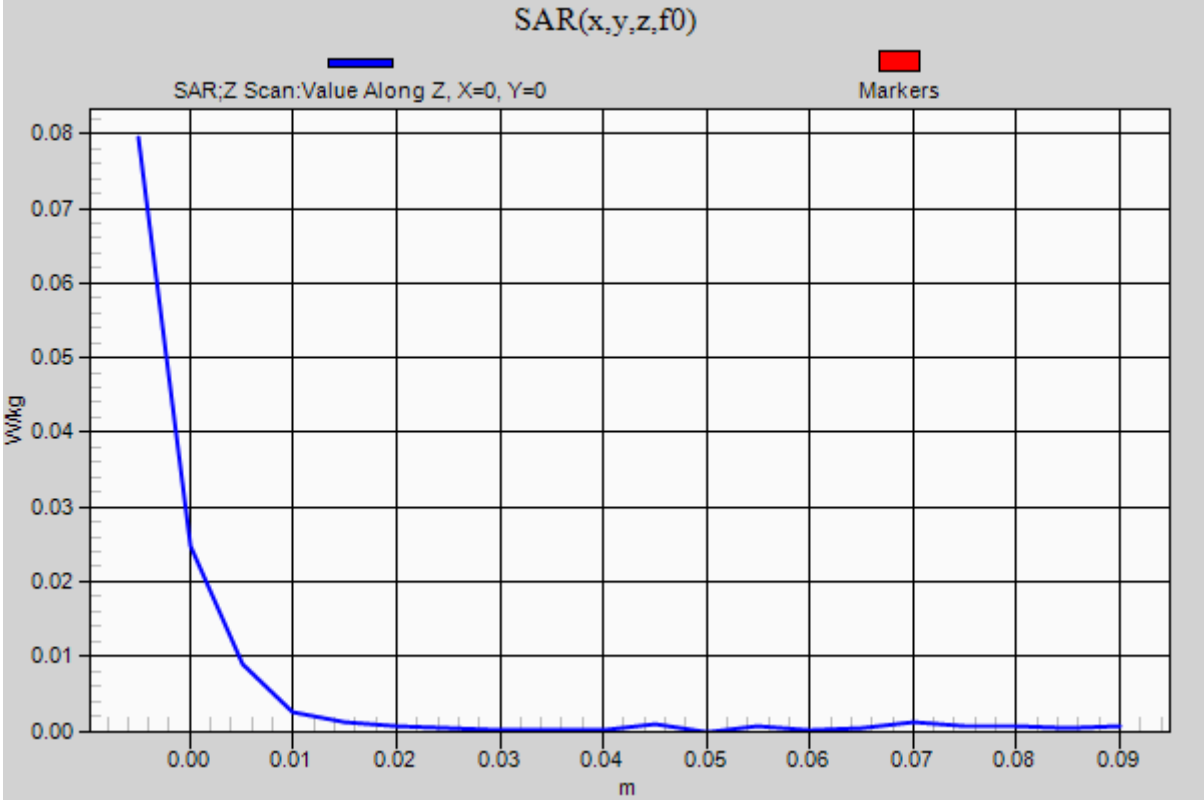
SAR(x,y,z,f0)
SAR;Z Scan:Value Along Z, X=0, Y=0
Markers
W/kg
0.08
0.07
0.06
0.05
0.04
0.03
0.02
0.01
0.00
0.00
0.01
0.02
0.03
0.04
0.05
0.06
0.07
0.08
0.09
m

Test Laboratory: Compliance Certification Services Inc. Date: 6/26/2015
WIFI-Body Right Middle CH6
DUT: GIGO Q6; Type: Q6; Serial: 352528063806490
Communication System: UID 0, IEEE 802.11b (0); Communication System Band: ISM 2.4GHz Band; Frequency: 2437 MHz;Duty Cycle: 1:1
Medium parameters used: f = 2437 MHz; σ = 1.944 S/m; ε_r = 51.735; ρ = 1000 kg/m^3
Room Ambient Temperature: 22°C; Liquid Temperature: 21.5°C
Phantom section: Flat Section
Measurement Standard: DASY5 (IEEE/IEC/ANSI C63.19-2007)
DASY Configuration:

- Probe: EX3DV4 - SN3798; ConvF(6.82, 6.82, 6.82); Calibrated: 7/28/2014;
- Sensor-Surface: 1.4mm (Mechanical Surface Detection), Sensor-Surface: 2mm (Mechanical Surface Detection)
- Electronics: DAE4 Sn1245; Calibrated: 7/22/2014
- Phantom: Twin SAM Phantom; Type: QD 000 P40 CD; Serial: 1609
- DASY52 52.8.8(1222);
- SEMCAD X Version 14.6.10 (7331)

WIFI/Body Right Middle CH6/Area Scan (12x9x1): Measurement grid: dx=12mm, dy=12mm
Maximum value of SAR (measured) = 0.0257 W/kg

WIFI/Body Right Middle CH6/Zoom Scan (7x7x7)/Cube 0: Measurement grid: dx=5mm, dy=5mm, dz=5mm
Reference Value = 2.656 V/m; Power Drift = -0.08 dB
Peak SAR (extrapolated) = 0.0310 W/kg
SAR(1 g) = 0.013 W/kg; SAR(10 g) = 0.00575 W/kg
Maximum value of SAR (measured) = 0.0221 W/kg

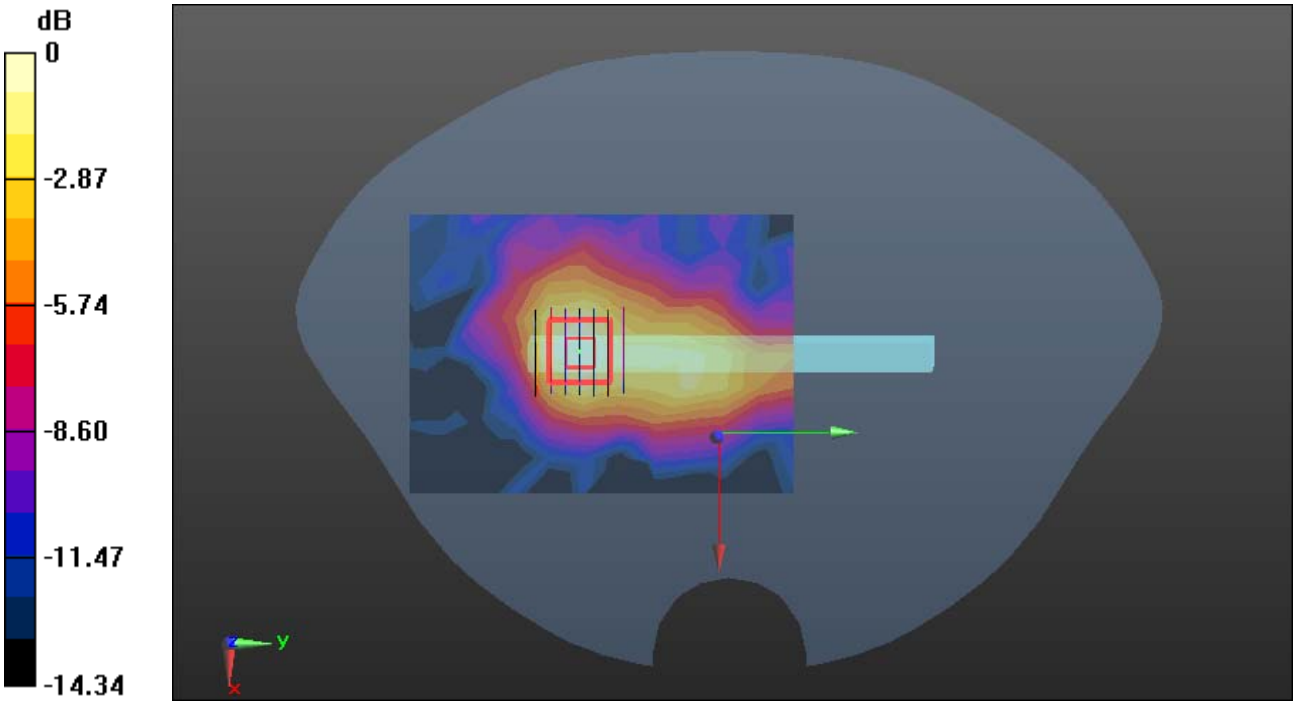

0 dB = 0.0221 W/kg = -16.56 dBW/kg

Test Laboratory: Compliance Certification Services Inc. Date: 6/26/2015
WIFI-Body Top Middle CH6
DUT: GIGO Q6; Type: Q6; Serial: 352528063806490
Communication System: UID 0, IEEE 802.11b (0); Communication System Band: ISM 2.4GHz Band; Frequency: 2437 MHz;Duty Cycle: 1:1
Medium parameters used: f = 2437 MHz; σ = 1.899 S/m; ε_r = 52.69; ρ = 1000 kg/m^3
Room Ambient Temperature: 22°C; Liquid Temperature: 21.5°C
Phantom section: Flat Section
Measurement Standard: DASY5 (IEEE/IEC/ANSI C63.19-2007)
DASY Configuration:

- Probe: EX3DV4 - SN3798; ConvF(6.82, 6.82, 6.82); Calibrated: 7/28/2014;
- Sensor-Surface: 2mm (Mechanical Surface Detection)
- Electronics: DAE4 Sn1245; Calibrated: 7/22/2014
- Phantom: Twin SAM Phantom; Type: QD 000 P40 CD; Serial: 1609
- DASY52 52.8.8(1222);
- SEMCAD X Version 14.6.10 (7331)

WIFI/Body Top Middle CH6/Area Scan (11x8x1): Measurement grid: dx=12mm, dy=12mm
Maximum value of SAR (measured) = 0.0120 W/kg

WIFI/Body Top Middle CH6/Zoom Scan (7x7x7)/Cube 0: Measurement grid: dx=5mm, dy=5mm, dz=5mm
Reference Value = 2.288 V/m; Power Drift = -0.06 dB
Peak SAR (extrapolated) = 0.0230 W/kg
SAR(1 g) = 0.00741 W/kg; SAR(10 g) = 0.00251 W/kg

Maximum value of SAR (measured) = 0.0118 W/kg

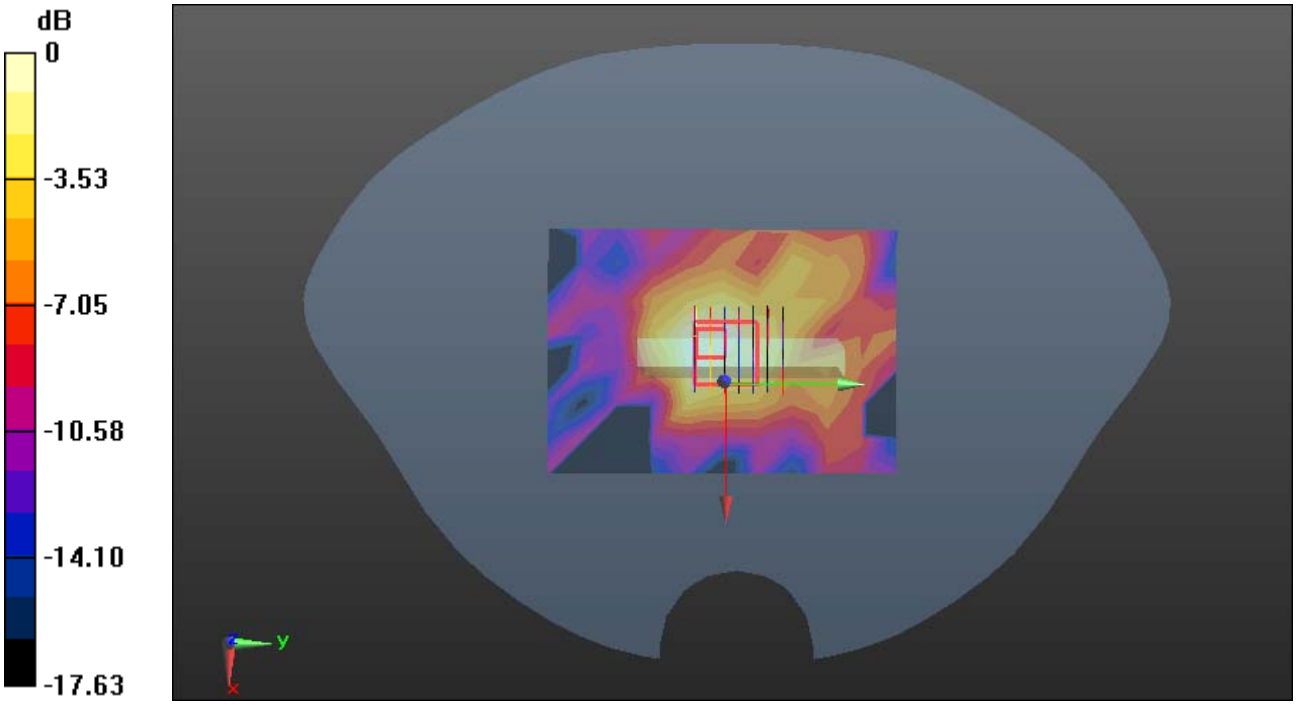

0 dB = 0.0118 W/kg = -19.28 dBW/kg

Test Laboratory: Compliance Certification Services Inc. Date: 6/25/2015
GPRS 1900-Body Rear Middle CH661 repeat
DUT: GIGO Q6; Type: Q6; Serial: 352528063806490
Communication System: UID 0, Generic GSM (0); Communication System Band: PCS1900; Frequency: 1880 MHz;Duty Cycle: 1:2.0797
Medium parameters used: f = 1880 MHz; σ = 1.545 S/m; ε_r = 52.503; ρ = 1000 kg/m^3
Room Ambient Temperature: 22°C; Liquid Temperature: 21.5°C
Phantom section: Flat Section
Measurement Standard: DASY5 (IEEE/IEC/ANSI C63.19-2007)
DASY Configuration:

- Probe: EX3DV4 - SN3798; ConvF(7.09, 7.09, 7.09); Calibrated: 7/28/2014;
- Sensor-Surface: 2mm (Mechanical Surface Detection), Sensor-Surface: 0mm (Fix Surface)
- Electronics: DAE4 Sn1245; Calibrated: 7/22/2014
- Phantom: Twin SAM Phantom; Type: QD 000 P40 CD; Serial: 1609
- DASY52 52.8.8(1222);
- SEMCAD X Version 14.6.10 (7331)

GPRS 1900/Body Rear Middle CH661 repeat/Area Scan (11x9x1): Measurement grid: dx=15mm, dy=15mm
Maximum value of SAR (measured) = 1.24 W/kg

GPRS 1900/Body Rear Middle CH661 repeat/Zoom Scan (5x6x7)/Cube 0: Measurement grid: dx=8mm, dy=8mm, dz=5mm
Reference Value = 10.64 V/m; Power Drift = 0.02 dB
Peak SAR (extrapolated) = 1.97 W/kg
SAR(1 g) = 0.961 W/kg; SAR(10 g) = 0.481 W/kg
Maximum value of SAR (measured) = 1.39 W/kg
GPRS 1900/Body Rear Middle CH661 repeat/Z Scan (1x1x21): Measurement grid: dx=20mm, dy=20mm, dz=5mm
Maximum value of SAR (measured) = 0.674 W/kg

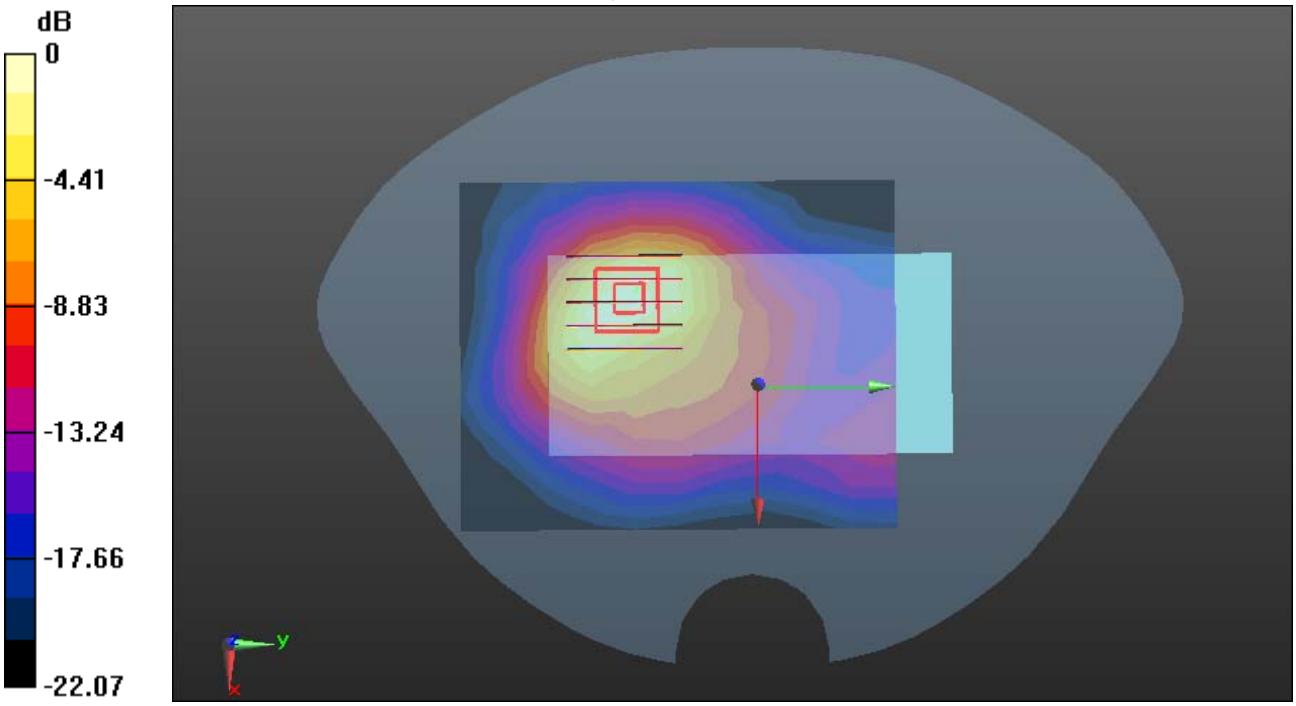

0 dB = 1.39 W/kg = 1.43 dBW/kg

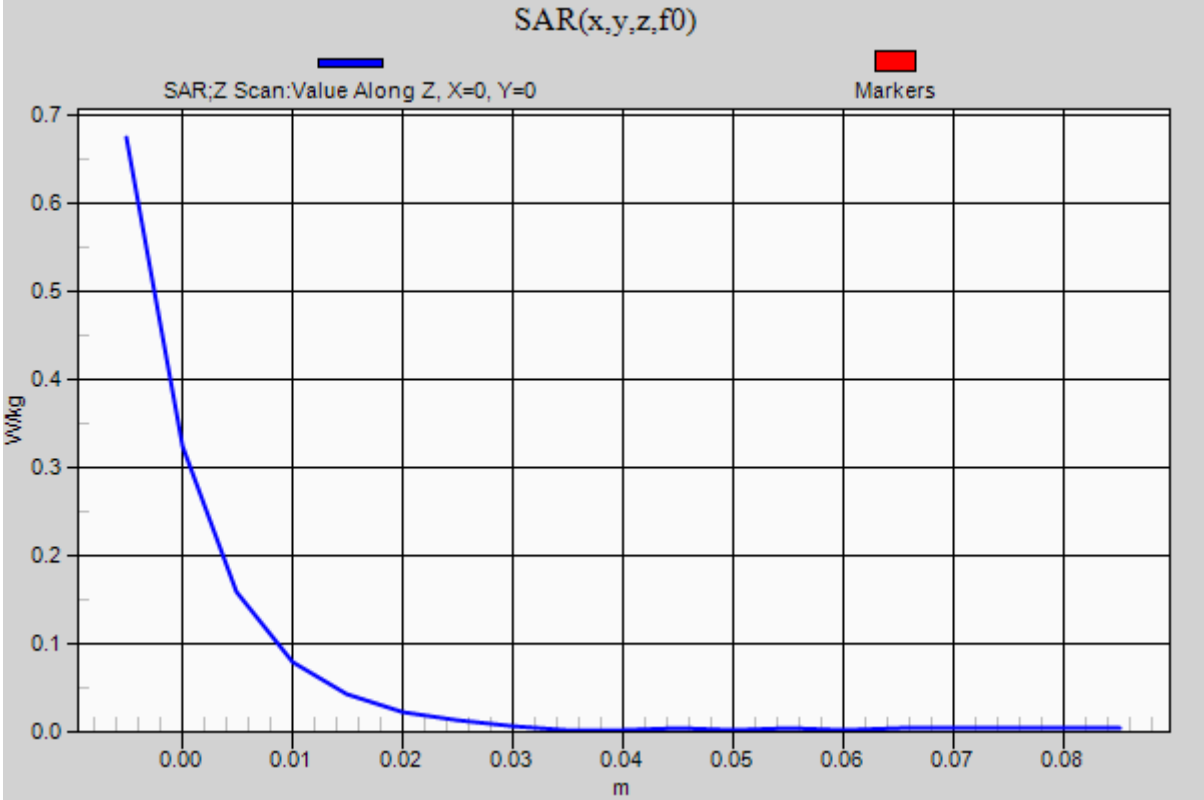
SAR(x,y,z,f0)
SAR;Z Scan:Value Along Z, X=0, Y=0
Markers
W/kg
0.7
0.6
0.5
0.4
0.3
0.2
0.1
0.0
0.00
0.01
0.02
0.03
0.04
0.05
0.06
0.07
0.08
m

Test Laboratory: Compliance Certification Services Inc. Date: 6/25/2015
WCDMA Band II-Body Rear High CH9538 repeat
DUT: GIGO Q6; Type: Q6; Serial: 352528063806490
Communication System: UID 0, FDD WCDMA (0); Communication System Band: Band II; Frequency: 1907.6 MHz;Duty Cycle: 1:1
Medium parameters used: f = 1908 MHz; σ = 1.57 S/m; ε_r = 52.449; ρ = 1000 kg/m^3
Room Ambient Temperature: 22°C; Liquid Temperature: 21.5°C
Phantom section: Flat Section
Measurement Standard: DASY5 (IEEE/IEC/ANSI C63.19-2007)
DASY Configuration:

- Probe: EX3DV4 - SN3798; ConvF(7.09, 7.09, 7.09); Calibrated: 7/28/2014;
- Sensor-Surface: 2mm (Mechanical Surface Detection), Sensor-Surface: 0mm (Fix Surface)
- Electronics: DAE4 Sn1245; Calibrated: 7/22/2014
- Phantom: Twin SAM Phantom; Type: QD 000 P40 CD; Serial: 1609
- DASY52 52.8.8(1222);
- SEMCAD X Version 14.6.10 (7331)

WCDMA Band II/Body Rear High CH9538 repeat/Area Scan (11x9x1): Measurement grid: dx=15mm, dy=15mm
Maximum value of SAR (measured) = 1.35 W/kg

WCDMA Band II/Body Rear High CH9538 repeat/Zoom Scan (5x5x7)/Cube 0: Measurement grid: dx=8mm, dy=8mm, dz=5mm
Reference Value = 10.86 V/m; Power Drift = 0.06 dB
Peak SAR (extrapolated) = 2.35 W/kg
SAR(1 g) = 0.947 W/kg; SAR(10 g) = 0.576 W/kg
Maximum value of SAR (measured) = 1.69 W/kg
WCDMA Band II/Body Rear High CH9538 repeat/Z Scan (1x1x21): Measurement grid: dx=20mm, dy=20mm, dz=5mm
Maximum value of SAR (measured) = 0.802 W/kg

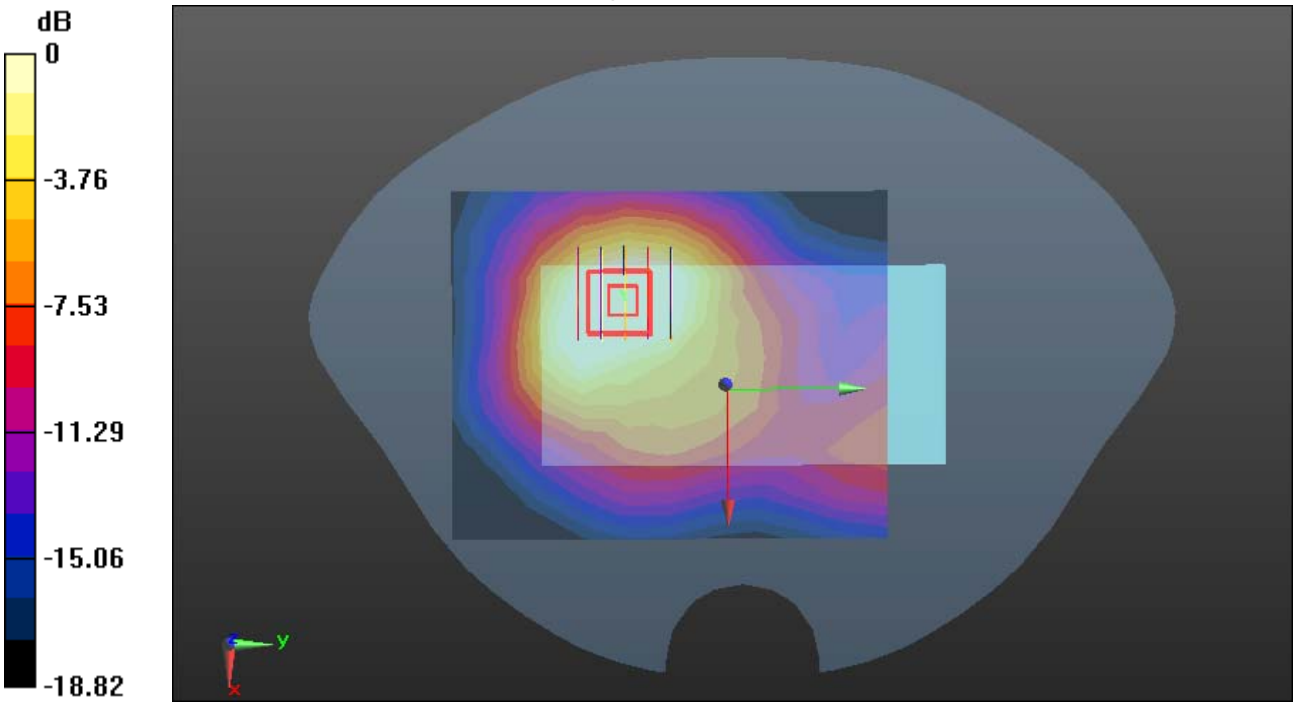

0 dB = 0.802 W/kg = -0.96 dBW/kg

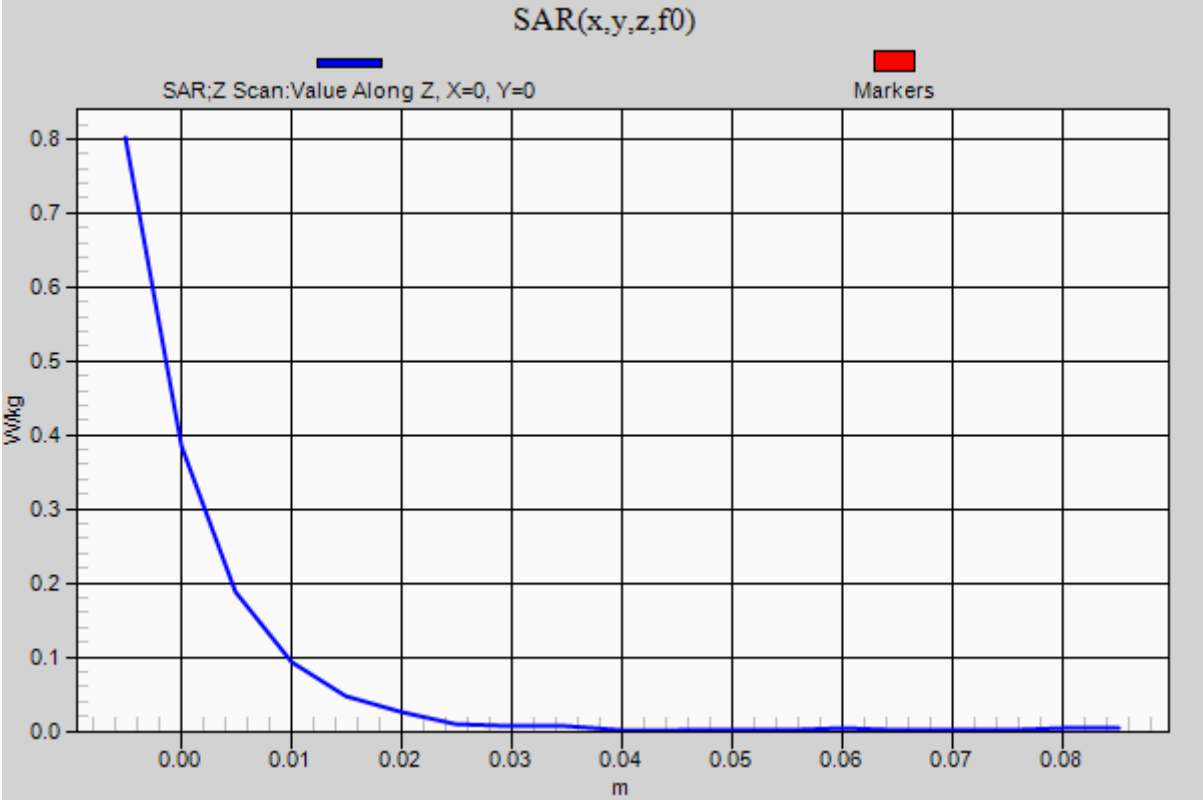
SAR(x,y,z,f0)
SAR;Z Scan:Value Along Z, X=0, Y=0
Markers
W/kg
0.8
0.7
0.6
0.5
0.4
0.3
0.2
0.1
0.0
0.00
0.01
0.02
0.03
0.04
0.05
0.06
0.07
0.08
m