Test Mode	Channel	Verdict
11N20SISO	HCH	PASS

Pref test Plot

HCH SPURIOUS EMISSION

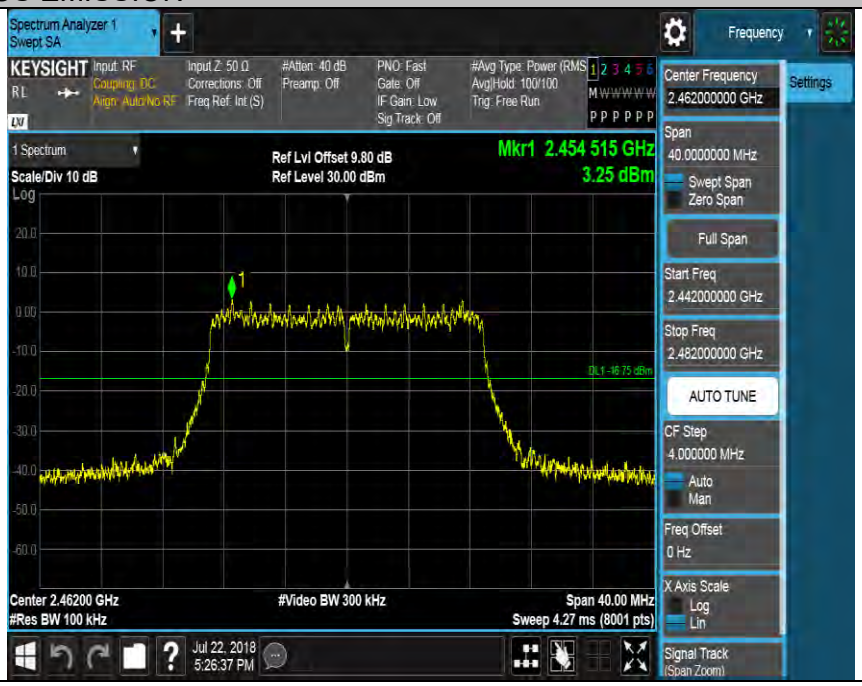

This report shall not be reproduced except in full, without the written approval of UL Verification Services (Guangzhou) Co., Ltd, Song Shan Lake Branch.

Puw test Plot

HCH SPURIOUS EMISSION_30MHz~10GHz

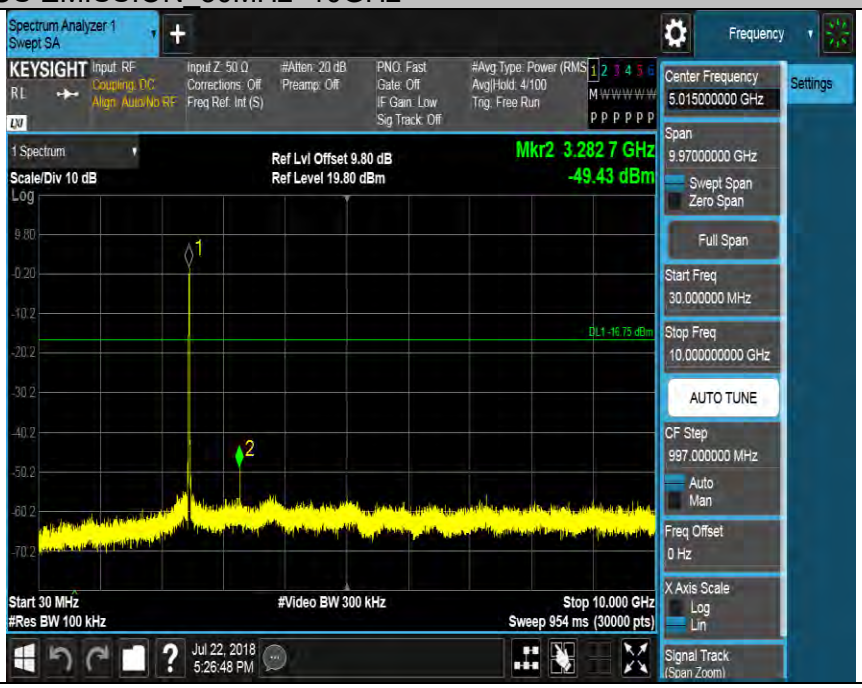

HCH SPURIOUS EMISSION_10GHz~26GHz

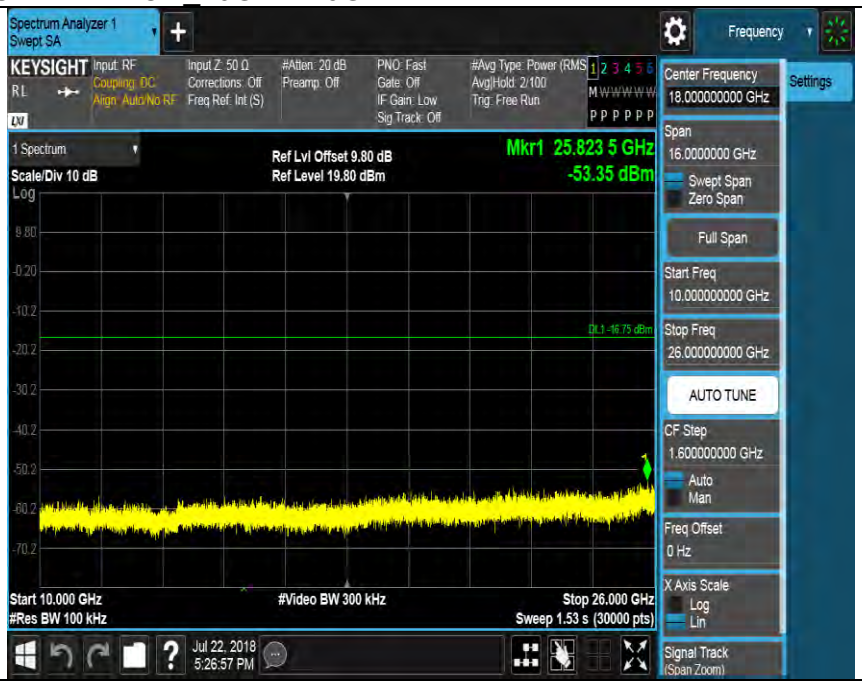

This report shall not be reproduced except in full, without the written approval of UL Verification Services (Guangzhou) Co., Ltd, Song Shan Lake Branch.

Test Mode	Channel	Verdict
11N40SISO	LCH	PASS

Pref test Plot

LCH SPURIOUS EMISSION

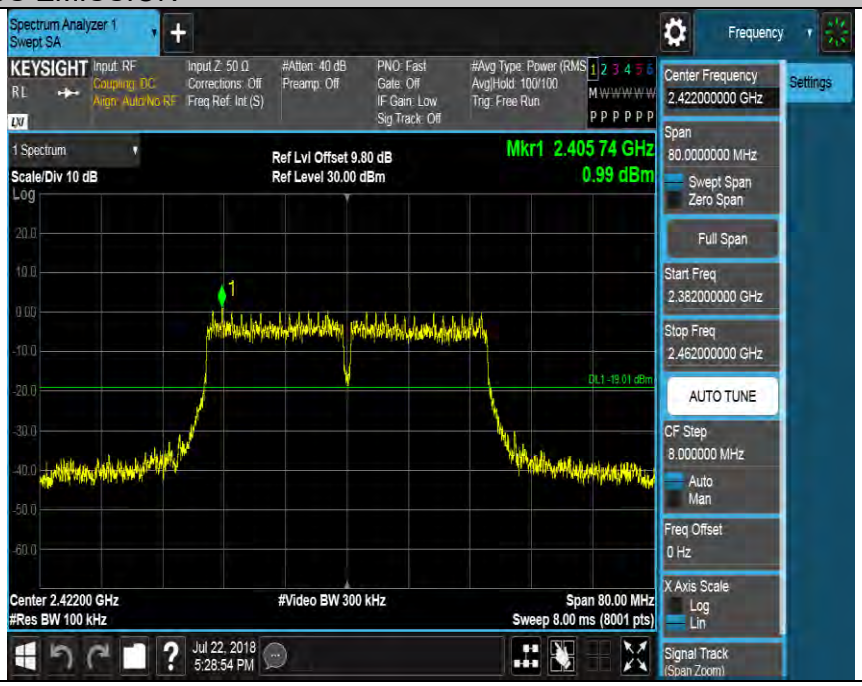

This report shall not be reproduced except in full, without the written approval of UL Verification Services (Guangzhou) Co., Ltd, Song Shan Lake Branch.

Puw test Plot

LCH SPURIOUS EMISSION_30MHz~10GHz

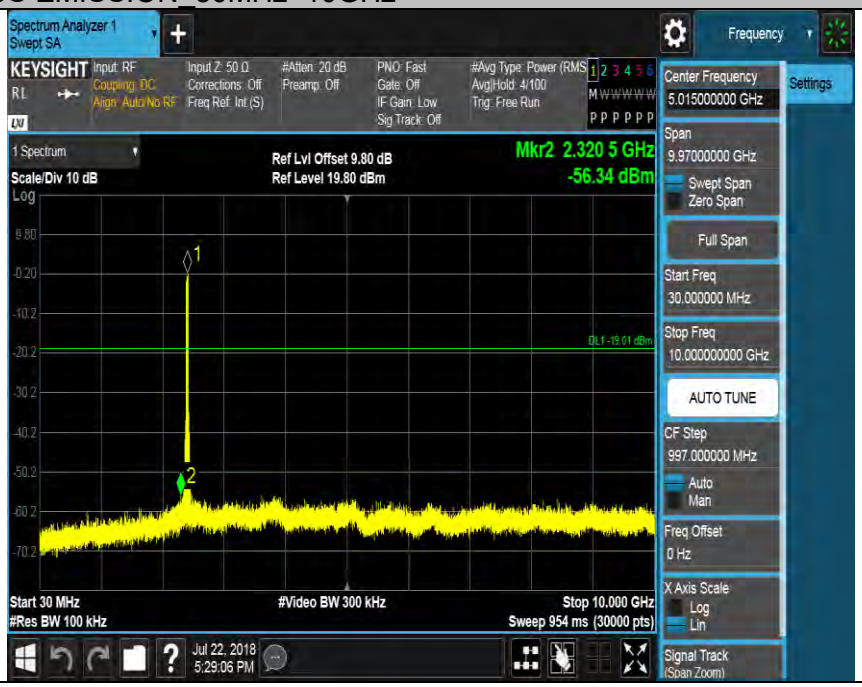

LCH SPURIOUS EMISSION_10GHz~26GHz

This report shall not be reproduced except in full, without the written approval of UL Verification Services (Guangzhou) Co., Ltd, Song Shan Lake Branch.

Test Mode	Channel	Verdict
11N40SISO	MCH	PASS

Pref test Plot

MCH SPURIOUS EMISSION

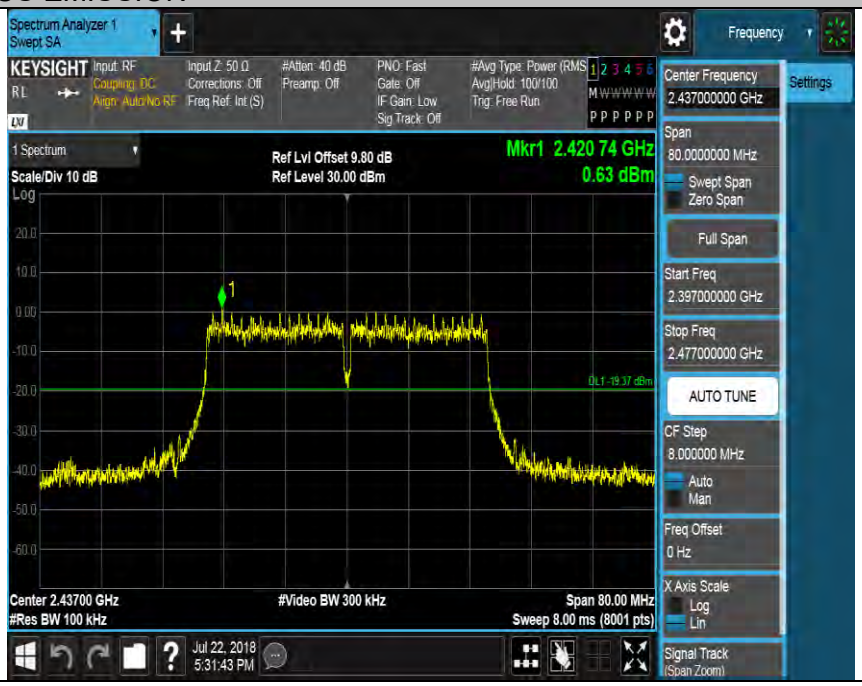

This report shall not be reproduced except in full, without the written approval of UL Verification Services (Guangzhou) Co., Ltd, Song Shan Lake Branch.

Puw test Plot

MCH SPURIOUS EMISSION_30MHz~10GHz

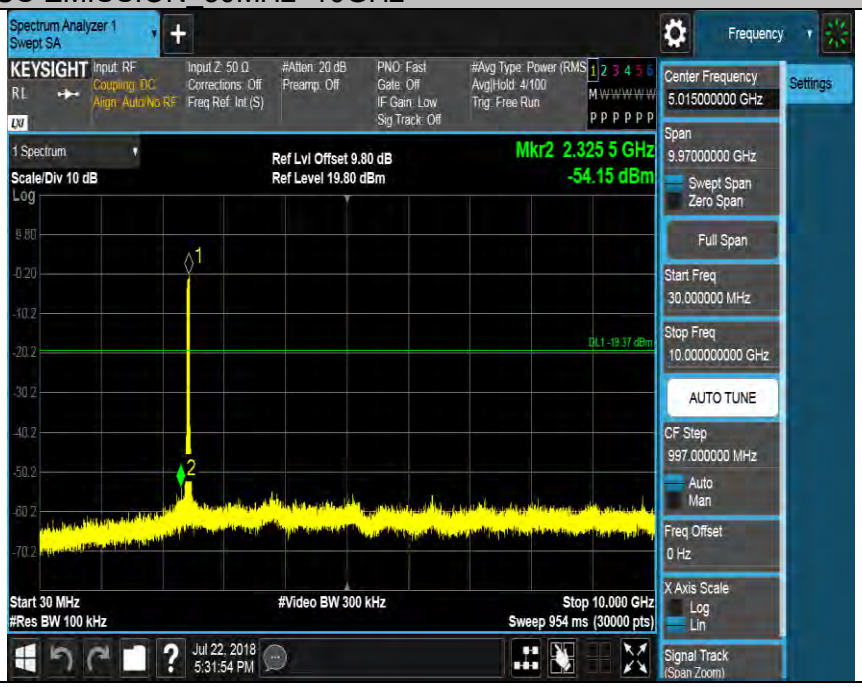

MCH SPURIOUS EMISSION_10GHz~26GHz

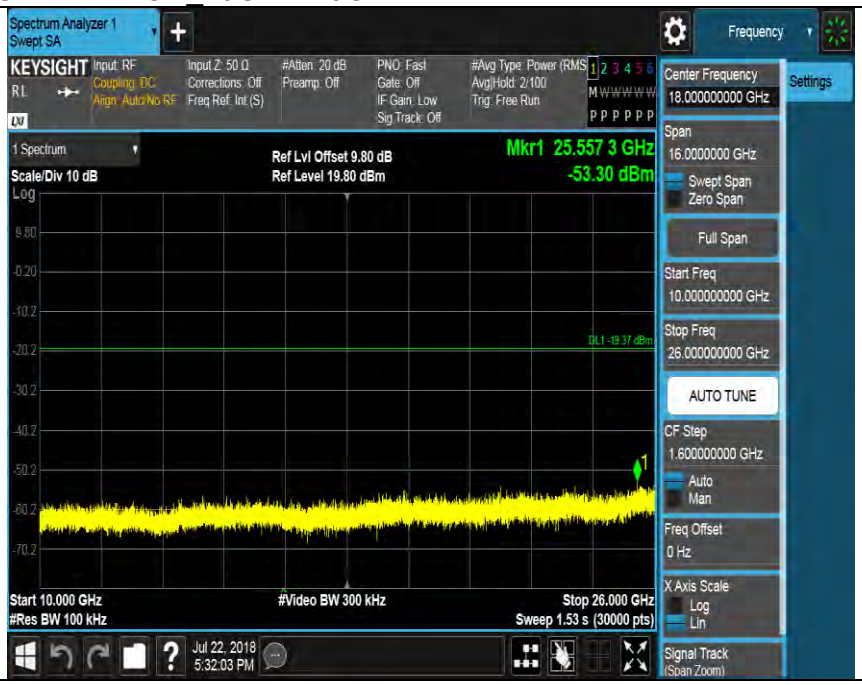

This report shall not be reproduced except in full, without the written approval of UL Verification Services (Guangzhou) Co., Ltd, Song Shan Lake Branch.

Test Mode	Channel	Verdict
11N40SISO	HCH	PASS

Pref test Plot

HCH SPURIOUS EMISSION

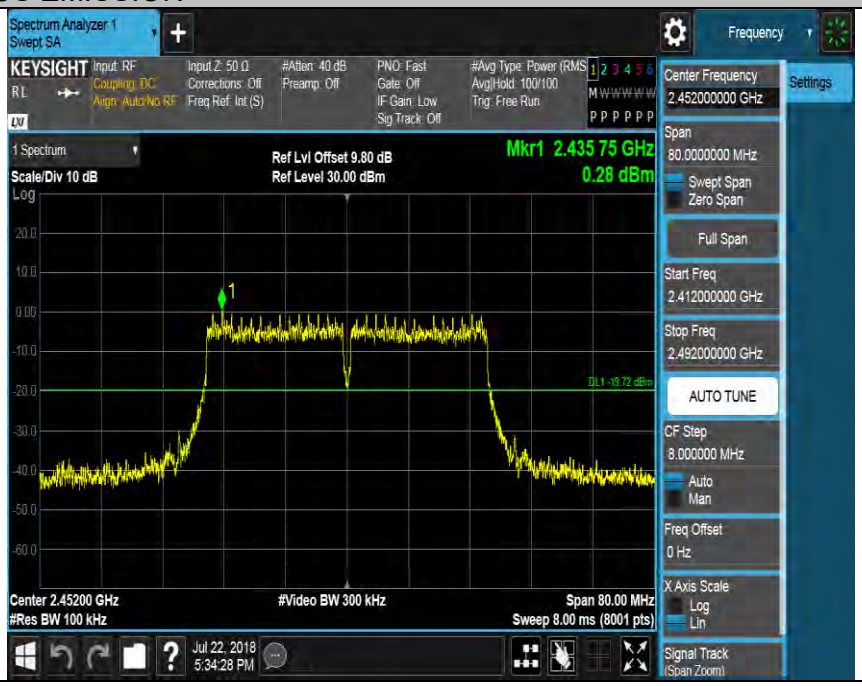

This report shall not be reproduced except in full, without the written approval of UL Verification Services (Guangzhou) Co., Ltd, Song Shan Lake Branch.

Puw test Plot

HCH SPURIOUS EMISSION_30MHz~10GHz

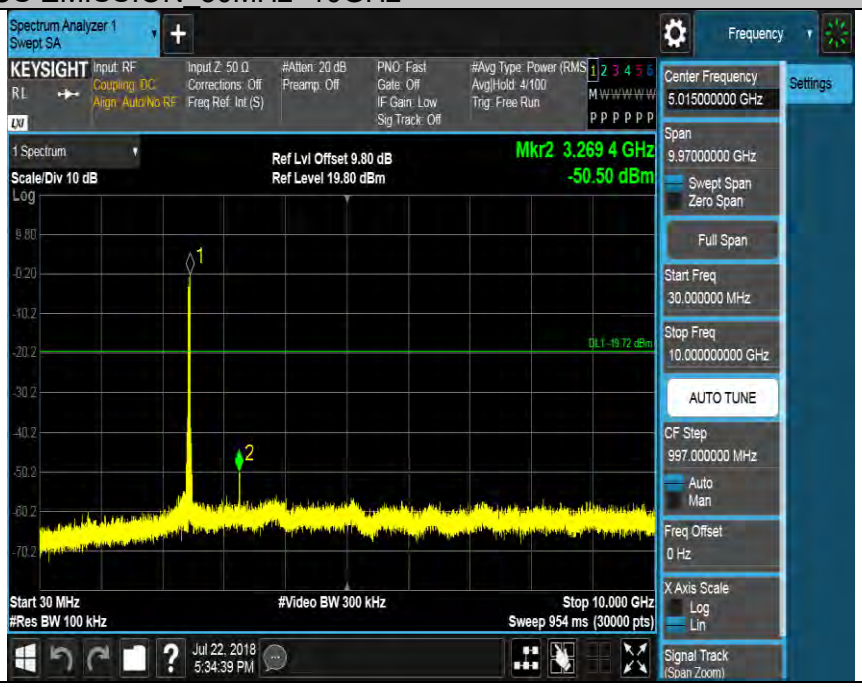

HCH SPURIOUS EMISSION_10GHz~26GHz

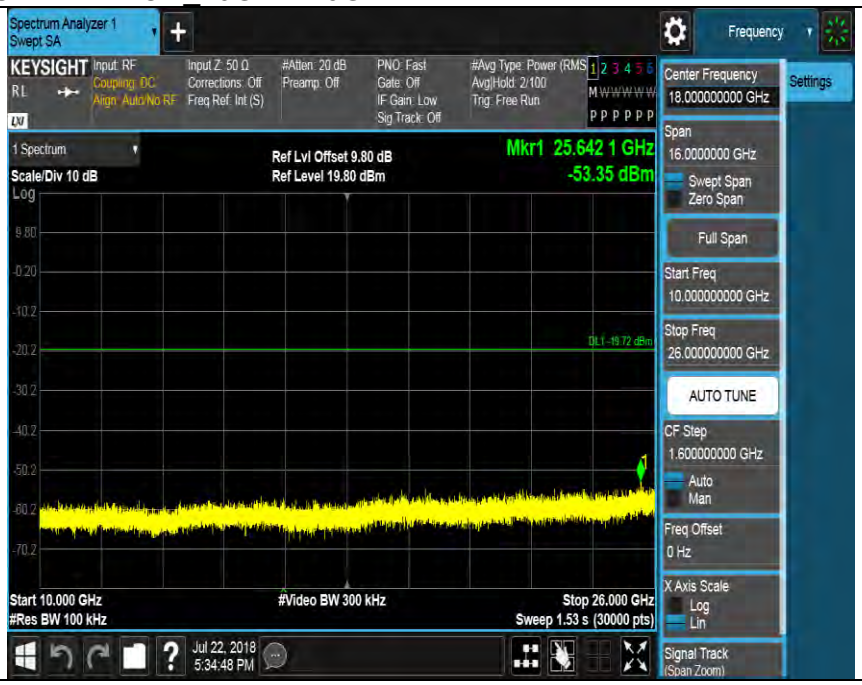

This report shall not be reproduced except in full, without the written approval of UL Verification Services (Guangzhou) Co., Ltd, Song Shan Lake Branch.

6.6. RADIATED TEST RESULTS

6.6.1. LIMITS AND PROCEDURE

LIMITS

Please refer to FCC §15.205, §15.209 and RSS-GEN Clause 8.9

Please refer to FCC KDB 558074

Radiation Disturbance Test Limit for FCC (Class B) (9 KHz-1GHz)

Frequency (MHz)	Field Strength (microvolts/meter)	Measurement Distance (meters)
0.009~0.490	2400/F(KHz)	300
0.490~1.705	24000/F(KHz)	30
1.705~30.0	30	30
30~88	100	3
88~216	150	3
216~960	200	3
960~1000	500	3

Note: 1) At frequencies at or above 30 MHz, measurements may be performed at a distance other than what is specified provided: measurements are not made in the near field except where it can be shown that near field measurements are appropriate due to the characteristics of the device; and it can be demonstrated that the signal levels needed to be measured at the distance employed can be detected by the measurement equipment. Measurements shall not be performed at a distance greater than 30 meters unless it can be further demonstrated that measurements at a distance of 30 meters or less are impractical. When performing measurements at a distance other than that specified, the results shall be extrapolated to the specified distance using an extrapolation factor of 20 dB/decade (inverse linear-distance for field strength measurements; inverse-linear-distance-squared for power density measurements).

(2) At frequencies below 30 MHz, measurements may be performed at a distance closer than that specified in the regulations; however, an attempt should be made to avoid making measurements in the near field. Pending the development of an appropriate measurement procedure for measurements performed below 30 MHz, when performing measurements at a closer distance than specified, the results shall be extrapolated to the specified distance by either making measurements at a minimum of two distances on at least one radial to determine the proper extrapolation factor or by using the square of an inverse linear distance extrapolation factor (40 dB/decade). This paragraph (f) shall not apply to Access BPL devices operating below 30 MHz.

This report shall not be reproduced except in full, without the written approval of UL Verification Services (Guangzhou) Co., Ltd, Song Shan Lake Branch.

Radiation Disturbance Test Limit for FCC (Above 1G)

Frequency (MHz)	dB(uV/m) (at 3 meters)	
	Peak	Average
Above 1000	74	54

Restricted bands of operation

MHz	MHz	MHz	GHz
0.090-0.110	16.42-16.423	399.9-410	4.5-5.15
[1]0.495-0.505	16.69475-16.69525	608-614	5.35-5.46
2.1735-2.1905	16.80425-16.80475	960-1240	7.25-7.75
4.125-4.128	25.5-25.67	1300-1427	8.025-8.5
4.17725-4.17775	37.5-38.25	1435-1626.5	9.0-9.2
4.20725-4.20775	73-74.6	1645.5-1646.5	9.3-9.5
6.215-6.218	74.8-75.2	1660-1710	10.6-12.7
6.26775-6.26825	108-121.94	1718.8-1722.2	13.25-13.4
6.31175-6.31225	123-138	2200-2300	14.47-14.5
8.291-8.294	149.9-150.05	2310-2390	15.35-16.2
8.362-8.366	156.52475-156.52525	2483.5-2500	17.7-21.4
8.37625-8.38675	156.7-156.9	2690-2900	22.01-23.12
8.41425-8.41475	162.0125-167.17	3260-3267	23.6-24.0
12.29-12.293	167.72-173.2	3332-3339	31.2-31.8
12.51975-12.52025	240-285	3345.8-3358	36.43-36.5
12.57675-12.57725	322-335.4	3600-4400	([2])
13.36-13.41			

Note: [1]Until February 1, 1999, this restricted band shall be 0.490-0.510 MHz.
[2]Above 38.6c

This report shall not be reproduced except in full, without the written approval of UL Verification Services (Guangzhou) Co., Ltd, Song Shan Lake Branch.

TEST SETUP AND PROCEDURE

Below 30MHz

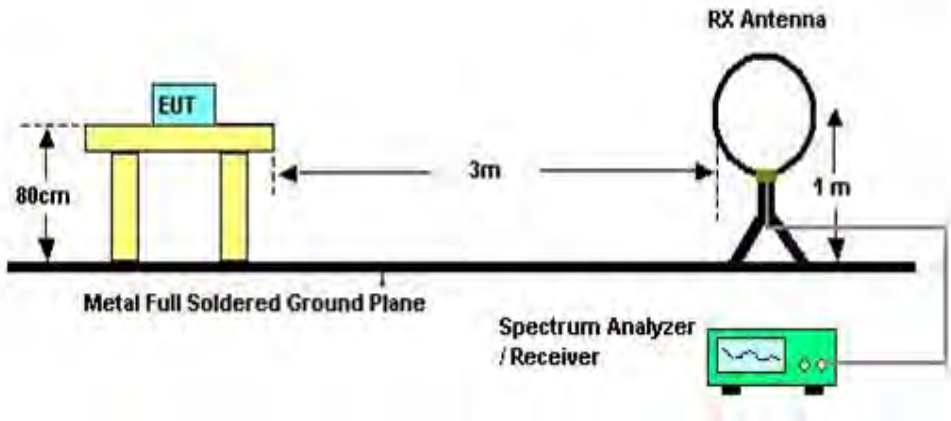

The setting of the spectrum analyser

RBW	200Hz (From 9kHz to 0.15MHz)/ 9KHz (From 0.15MHz to 30MHz)
VBW	200Hz (From 9kHz to 0.15MHz)/ 9KHz (From 0.15MHz to 30MHz)
Sweep	Auto
Detector	Peak/QP/ Average
Trace	Max hold

1. The testing follows the guidelines in ANSI C63.10-2013

2. The EUT was arranged to its worst case and then turntable (from 0 degree to 360 degrees) to find the maximum reading. A pre-amp and a high pass filter are used for the test in order to get better signal level. Both horizontal and vertical polarizations of the antenna are set to make the measurement.

3. The EUT was placed on a turntable with 0.8 meter above ground.

4. The EUT was set 3 meters from the interference receiving antenna, which was mounted on the top of a variable height antenna tower.

5. The radiated emission limits are based on measurements employing a CISPR quasi-peak detector except for the frequency bands 9-90 kHz, 110-490 kHz and above 1000 MHz. Radiated emission limits in these three bands are based on measurements employing an average detector

6. For measurement below 1GHz, the initial step in collecting conducted emission data is a spectrum analyzer peak detector mode pre-scanning the measurement frequency range. Significant peaks are then marked and then Quasi Peak detector mode re-measured. If the emission level of the EUT measured by the peak detector is 3 dB lower than the applicable limit, the peak emission level will be reported. Otherwise, the emission measurement will be repeated using the quasi-peak detector and reported.

7. For the actual test configuration, please refer to the related item in this test report (Photographs of the Test Configuration)

Below 1G

This report shall not be reproduced except in full, without the written approval of UL Verification Services (Guangzhou) Co., Ltd, Song Shan Lake Branch.

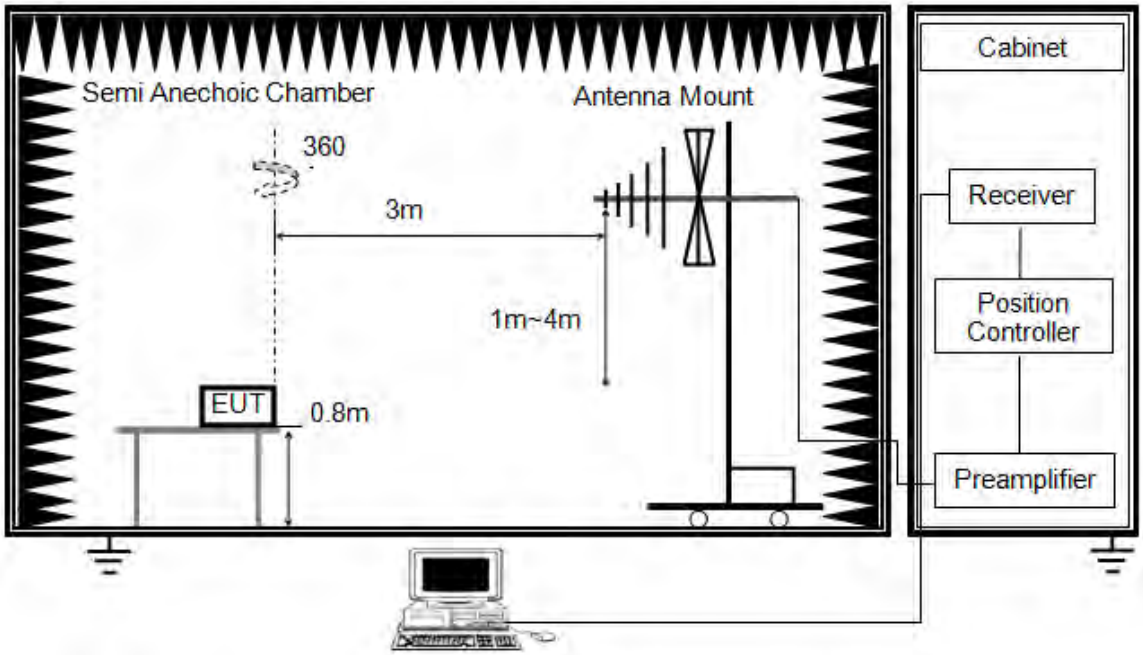

The setting of the spectrum analyser

RBW	120K
VBW	300K
Sweep	Auto
Detector	Peak/QP
Trace	Max hold

1. The testing follows the guidelines in ANSI C63.10-2013.

2. The EUT was arranged to its worst case and then tune the antenna tower (from 1 m to 4 m) and turntable (from 0 degree to 360 degrees) to find the maximum reading. A pre-amp and a high pass filter are used for the test in order to get better signal level. Both horizontal and vertical polarizations of the antenna are set to make the measurement.

3. The EUT was placed on a turntable with 0.8 meter above ground.

4. The EUT was set 3 meters from the interference receiving antenna, which was mounted on the top of a variable height antenna tower.

5. For measurement below 1GHz, the initial step in collecting conducted emission data is a spectrum analyzer peak detector mode pre-scanning the measurement frequency range. Significant peaks are then marked and then Quasi Peak detector mode re-measured. If the emission level of the EUT measured by the peak detector is 3 dB lower than the applicable limit, the peak emission level will be reported. Otherwise, the emission measurement will be repeated using the quasi-peak detector and reported.

6. For the actual test configuration, please refer to the related Item in this test report (Photographs of the Test Configuration)

This report shall not be reproduced except in full, without the written approval of UL Verification Services (Guangzhou) Co., Ltd, Song Shan Lake Branch.

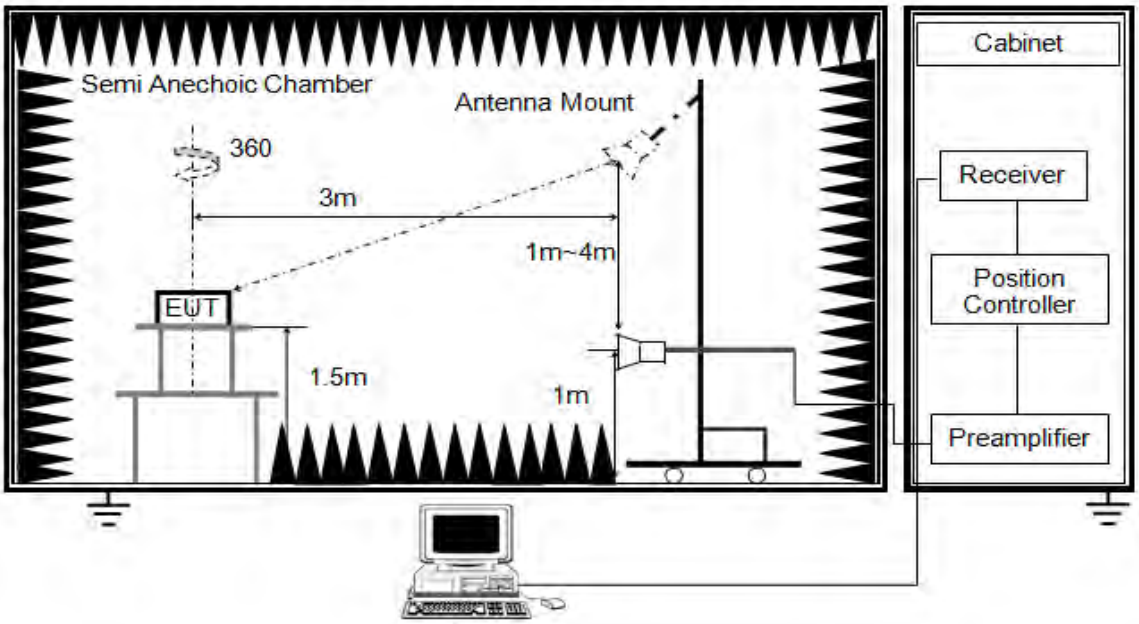

The setting of the spectrum analyser

RBW	1M
VBW	PEAK:3M AVG: See note6
Sweep	Auto
Detector	Peak/Average(10Hz)
Trace	Max hold

1. The testing follows the guidelines in ANSI C63.10-2013.

2. The EUT was arranged to its worst case and then tune the antenna tower (from 1 m to 4 m) and turntable (from 0 degree to 360 degrees) to find the maximum reading. A pre-amp and a high pass filter are used for the test in order to get better signal level. Both horizontal and vertical polarizations of the antenna are set to make the measurement.

3. The EUT was placed on a turntable with 1.5m above ground.

4. The EUT was set 3 meters from the interference receiving antenna, which was mounted on the top of a variable height antenna tower.

5. For measurement above 1GHz, the emission measurement will be measured by the peak detector. This peak level, once corrected, must comply with the limit specified in Section 15.209.

6. For measurements above 1 GHz the resolution bandwidth is set to 1 MHz, then the video bandwidth is set to 3 MHz for peak measurements and 1 MHz resolution bandwidth with 1/T video bandwidth with peak detector， max hold to be run for at least 50 x (1/duty cycle) traces for average measurements..

8. For the actual test configuration, please refer to the related item in this test report (Photographs of the Test Configuration)

This report shall not be reproduced except in full, without the written approval of UL Verification Services (Guangzhou) Co., Ltd, Song Shan Lake Branch.

X axis, Y axis, Z axis positions:

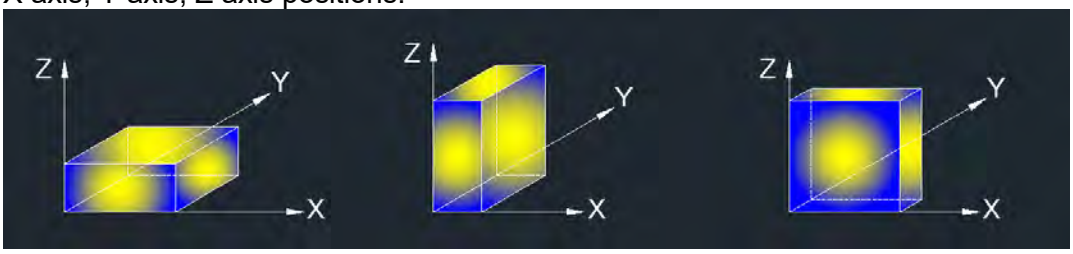

Note: For all radiated test, EUT in each of three orthogonal axis emissions had been tested, but only the worst case (Z axis) data recorded in the report.

6.6.2. RESTRICTED BANDEDGE

Test Result Table

Test Mode	Test Antenna	Channel	Puw(dBm)	Verdict
11B SISO	Antenna 1	LCH	<Limit	PASS
		MCH	<Limit	PASS
		HCH	<Limit	PASS
11G SISO	Antenna 1	LCH	<Limit	PASS
		MCH	<Limit	PASS
		HCH	<Limit	PASS
11N20SISO	Antenna 1	LCH	<Limit	PASS
		MCH	<Limit	PASS
		HCH	<Limit	PASS
11N40SISO	Antenna 1	LCH	<Limit	PASS
		MCH	<Limit	PASS
		HCH	<Limit	PASS

This report shall not be reproduced except in full, without the written approval of UL Verification Services (Guangzhou) Co., Ltd, Song Shan Lake Branch.

Test Graphs:

Test Mode	Channel	Polarization	Verdict
11B SISO	LCH	Vertical	PASS

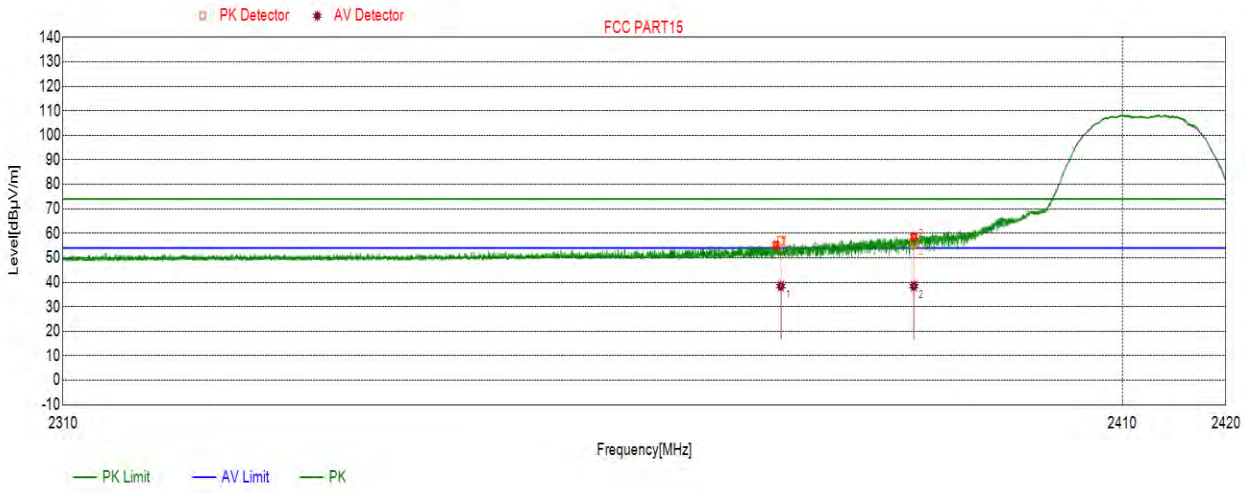

No.	Frequency (MHz)	Result (dBuV/m)	Limit (dBuV/m)	Margin (dB)	Remark
1	2377.3116	56.87	74.00	-17.13	peak
	2377.3116	38.47	54.00	-15.53	average
2	2390.0000	56.10	74.00	-17.90	peak
	2390.0000	38.45	54.00	-15.55	average

Note: 1. If Peak Result complies with AV limit, AV Result is deemed to comply with AV limit.
2. Test setup: RBW: 1 MHz, VBW: 3 MHz, Sweep time: auto.

This report shall not be reproduced except in full, without the written approval of UL Verification Services (Guangzhou) Co., Ltd, Song Shan Lake Branch.

Test Mode	Channel	Polarization	Verdict
11B SISO	LCH	Horizontal	PASS

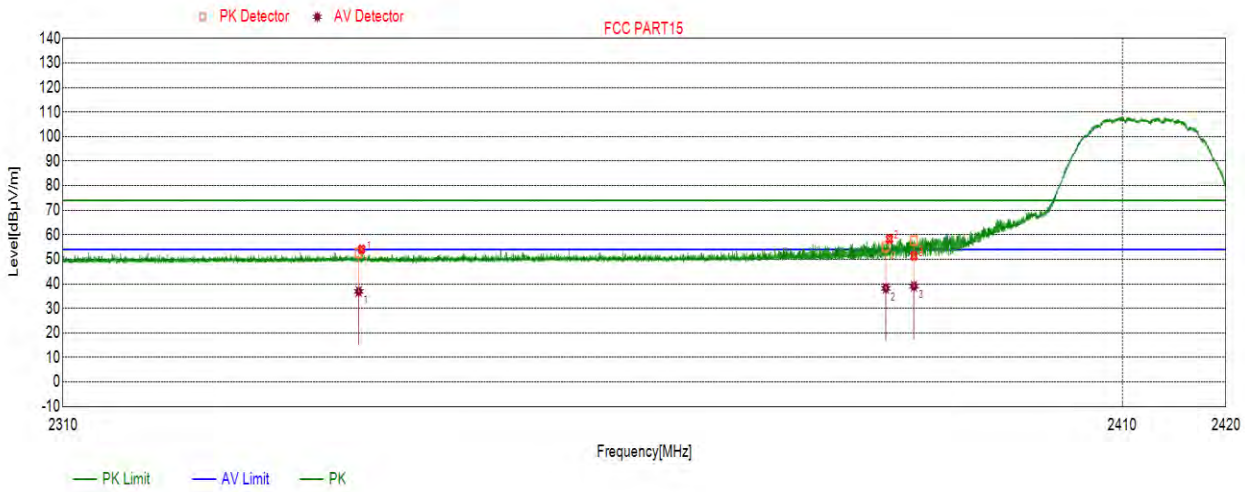

No.	Frequency (MHz)	Result (dBuV/m)	Limit (dBuV/m)	Margin (dB)	Remark
1	2337.5014	52.59	74.00	-21.41	peak
	2337.5014	36.92	54.00	-17.08	average
2	2387.3124	54.99	74.00	-19.01	peak
	2387.3124	38.18	54.00	-15.82	average
3	2390.0000	57.41	74.00	-16.59	peak
	2390.0000	39.06	54.00	-14.94	average

Note: 1. If Peak Result complies with AV limit, AV Result is deemed to comply with AV limit.
2. Test setup: RBW: 1 MHz, VBW: 3 MHz, Sweep time: auto.

This report shall not be reproduced except in full, without the written approval of UL Verification Services (Guangzhou) Co., Ltd, Song Shan Lake Branch.

Test Mode	Channel	Polarization	Verdict
11B SISO	HCH	Horizontal	PASS

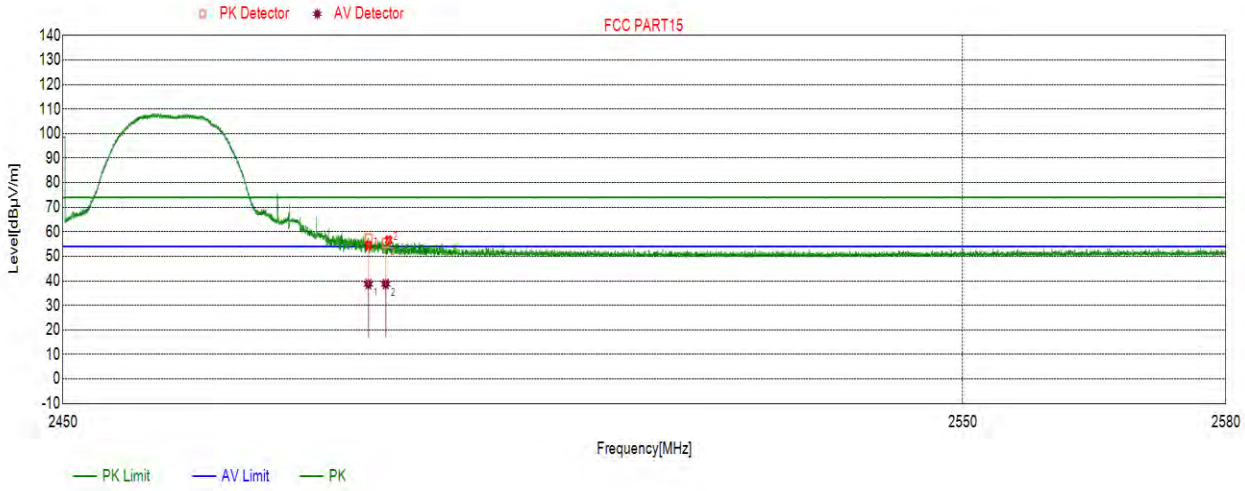

No.	Frequency (MHz)	Result (dBuV/m)	Limit (dBuV/m)	Margin (dB)	Remark
1	2483.5000	57.21	74.00	-16.79	peak
	2483.5000	38.68	54.00	-15.32	average
2	2485.4193	55.57	74.00	-18.43	peak
	2485.4193	38.68	54.00	-15.32	average

Note: 1. If Peak Result complies with AV limit, AV Result is deemed to comply with AV limit.
2. Test setup: RBW: 1 MHz, VBW: 3 MHz, Sweep time: auto.

This report shall not be reproduced except in full, without the written approval of UL Verification Services (Guangzhou) Co., Ltd, Song Shan Lake Branch.

Test Mode	Channel	Polarization	Verdict
11B SISO	HCH	Vertical	PASS

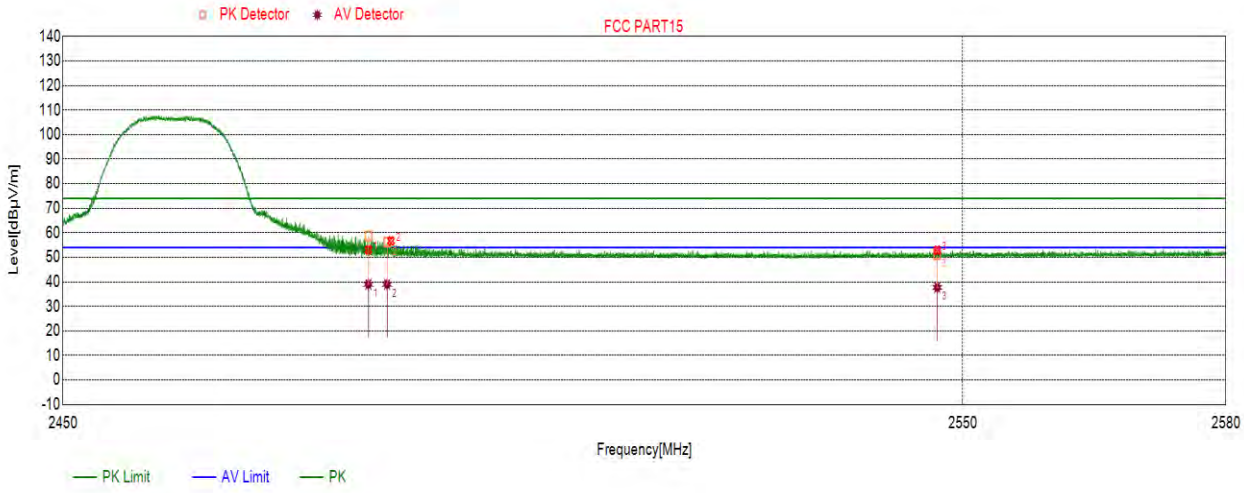

No.	Frequency (MHz)	Result (dBuV/m)	Limit (dBuV/m)	Margin (dB)	Remark
1	2483.5000	58.50	74.00	-15.50	peak
	2483.5000	38.98	54.00	-15.02	average
2	2485.5693	55.97	74.00	-18.03	peak
	2485.5693	38.97	54.00	-15.03	average
3	2547.1154	51.05	74.00	-22.95	peak
	2547.1154	37.75	54.00	-16.25	average

Note: 1. If Peak Result complies with AV limit, AV Result is deemed to comply with AV limit.
2. Test setup: RBW: 1 MHz, VBW: 3 MHz, Sweep time: auto.

This report shall not be reproduced except in full, without the written approval of UL Verification Services (Guangzhou) Co., Ltd, Song Shan Lake Branch.

Test Mode	Channel	Polarization	Verdict
11G SISO	LCH	Horizontal	PASS

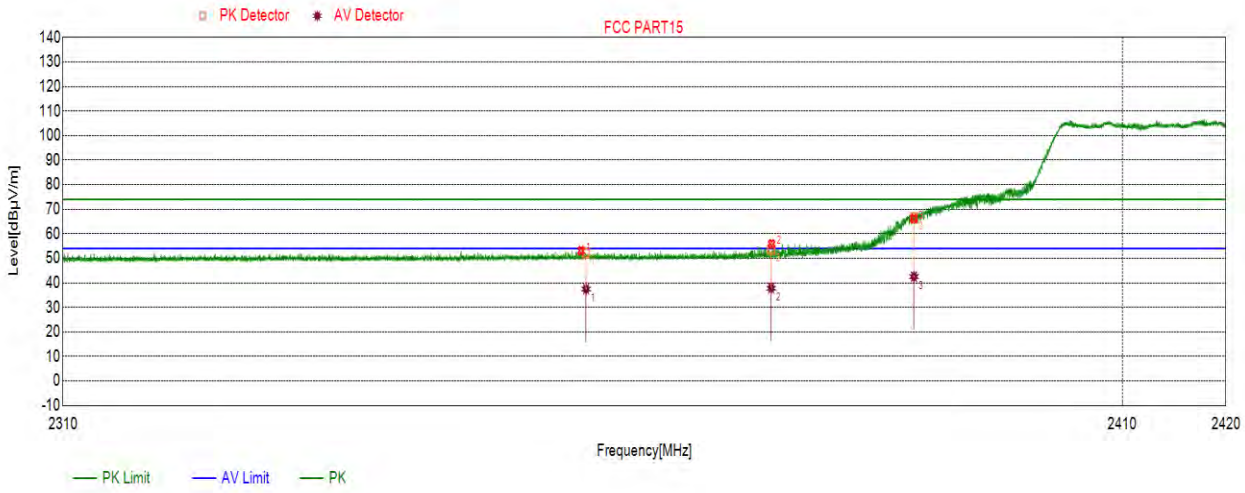

No.	Frequency (MHz)	Result (dBuV/m)	Limit (dBuV/m)	Margin (dB)	Remark
1	2358.8598	52.29	74.00	-21.71	peak
	2358.8598	37.50	54.00	-16.50	average
2	2376.3936	53.62	74.00	-20.38	peak
	2376.3936	37.85	54.00	-16.15	average
3	2390.0000	66.63	74.00	-7.37	peak
	2390.0000	42.54	54.00	-11.46	average

Note: 1. If Peak Result complies with AV limit, AV Result is deemed to comply with AV limit.
2. Test setup: RBW: 1 MHz, VBW: 3 MHz, Sweep time: auto.

This report shall not be reproduced except in full, without the written approval of UL Verification Services (Guangzhou) Co., Ltd, Song Shan Lake Branch.

Test Mode	Channel	Polarization	Verdict
11G SISO	LCH	Vertical	PASS

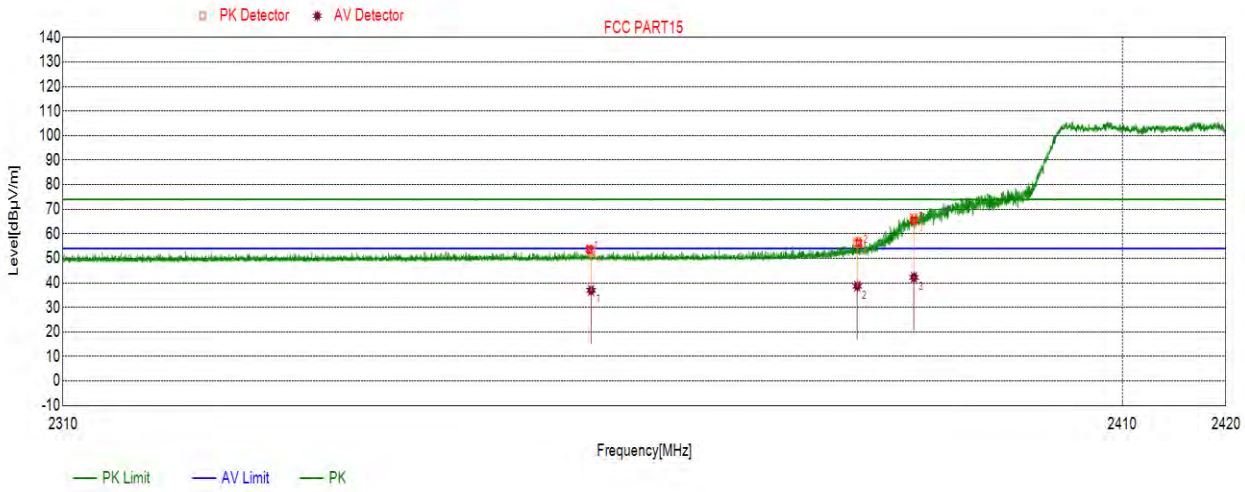

No.	Frequency (MHz)	Result (dBuV/m)	Limit (dBuV/m)	Margin (dB)	Remark
1	2359.3332	52.83	74.00	-21.17	peak
	2359.3332	36.93	54.00	-17.07	average
2	2384.5887	56.61	74.00	-17.39	peak
	2384.5887	38.64	54.00	-15.36	average
3	2390.0000	66.12	74.00	-7.88	peak
	2390.0000	42.23	54.00	-11.77	average

Note: 1. If Peak Result complies with AV limit, AV Result is deemed to comply with AV limit.
2. Test setup: RBW: 1 MHz, VBW: 3 MHz, Sweep time: auto.

This report shall not be reproduced except in full, without the written approval of UL Verification Services (Guangzhou) Co., Ltd, Song Shan Lake Branch.

Test Mode	Channel	Polarization	Verdict
11G SISO	HCH	Horizontal	PASS

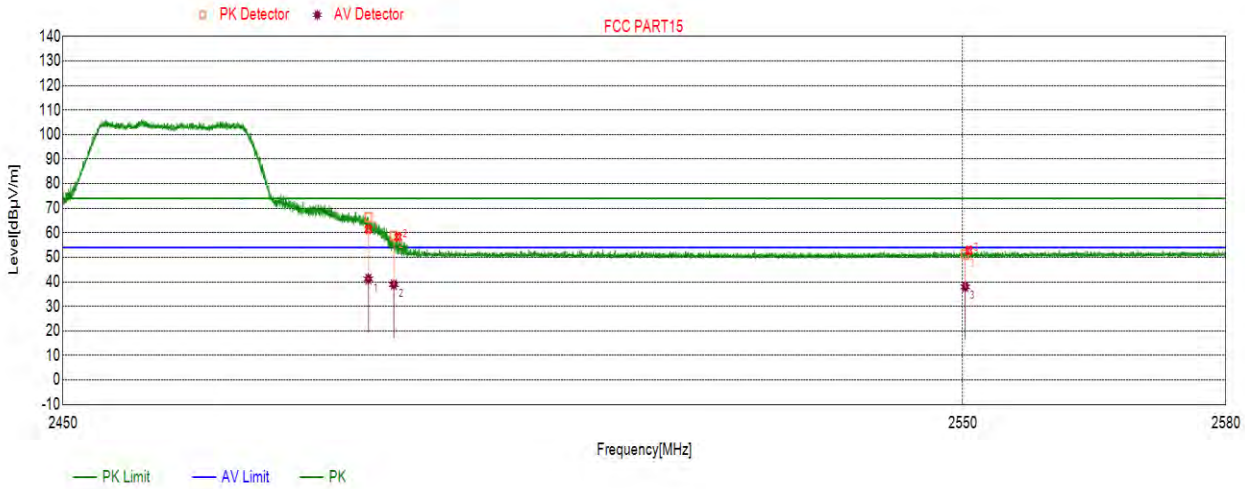

No.	Frequency (MHz)	Result (dBuV/m)	Limit (dBuV/m)	Margin (dB)	Remark
1	2483.5000	66.28	74.00	-7.72	peak
	2483.5000	41.18	54.00	-12.82	average
2	2486.3132	58.65	74.00	-15.35	peak
	2486.3132	38.88	54.00	-15.12	average
3	2550.2985	51.16	74.00	-22.84	peak
	2550.2985	37.98	54.00	-16.02	average

Note: 1. If Peak Result complies with AV limit, AV Result is deemed to comply with AV limit.
2. Test setup: RBW: 1 MHz, VBW: 3 MHz, Sweep time: auto.

This report shall not be reproduced except in full, without the written approval of UL Verification Services (Guangzhou) Co., Ltd, Song Shan Lake Branch.

Test Mode	Channel	Polarization	Verdict
11G SISO	HCH	Vertical	PASS

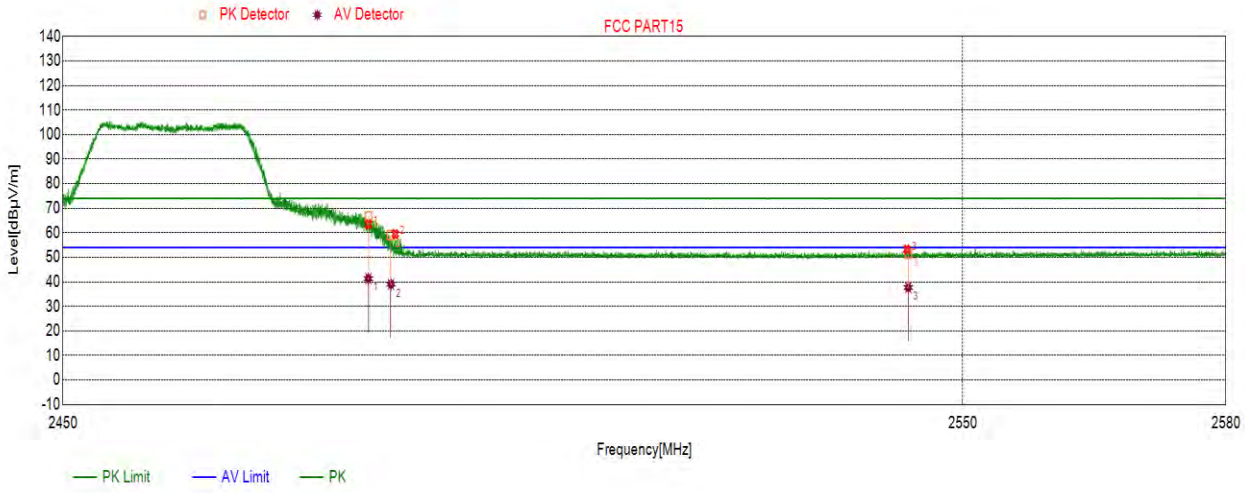

No.	Frequency (MHz)	Result (dBuV/m)	Limit (dBuV/m)	Margin (dB)	Remark
1	2483.5000	66.74	74.00	-7.26	peak
	2483.5000	41.31	54.00	-12.69	average
2	2485.9954	59.12	74.00	-14.88	peak
	2485.9954	39.02	54.00	-14.98	average
3	2543.8379	51.43	74.00	-22.57	peak
	2543.8379	37.69	54.00	-16.31	average

Note: 1. If Peak Result complies with AV limit, AV Result is deemed to comply with AV limit.
2. Test setup: RBW: 1 MHz, VBW: 3 MHz, Sweep time: auto.

This report shall not be reproduced except in full, without the written approval of UL Verification Services (Guangzhou) Co., Ltd, Song Shan Lake Branch.

Test Mode	Channel	Polarization	Verdict
11N20SISO	LCH	Horizontal	PASS

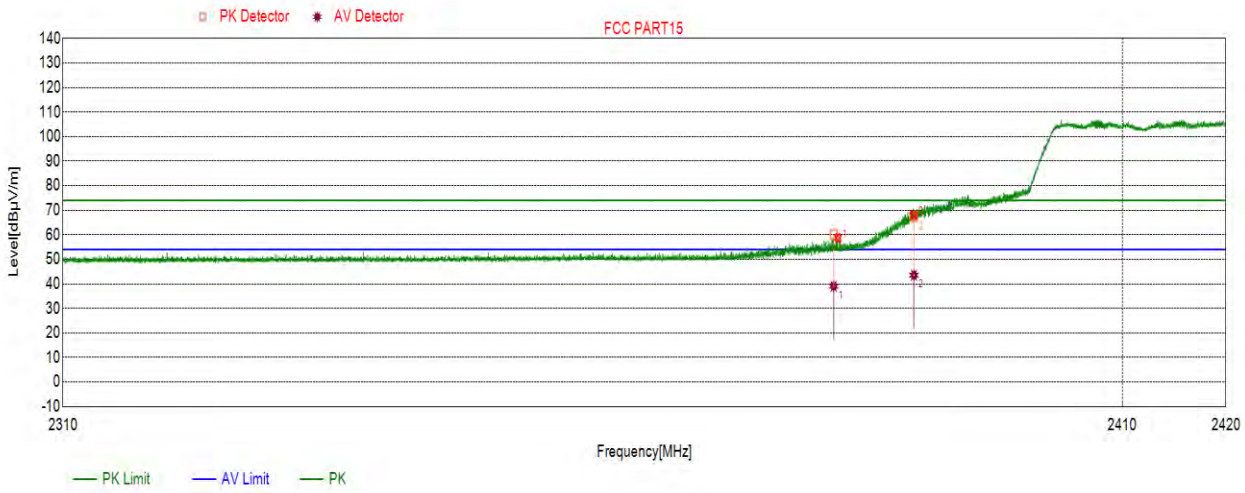

No.	Frequency (MHz)	Result (dBuV/m)	Limit (dBuV/m)	Margin (dB)	Remark
1	2382.3321	60.26	74.00	-13.74	peak
	2382.3321	39.01	54.00	-14.99	average
2	2390.0000	67.26	74.00	-6.74	peak
	2390.0000	43.54	54.00	-10.46	average

Note: 1. If Peak Result complies with AV limit, AV Result is deemed to comply with AV limit.
2. Test setup: RBW: 1 MHz, VBW: 3 MHz, Sweep time: auto.

This report shall not be reproduced except in full, without the written approval of UL Verification Services (Guangzhou) Co., Ltd, Song Shan Lake Branch.

Test Mode	Channel	Polarization	Verdict
11N20SISO	LCH	Vertical	PASS

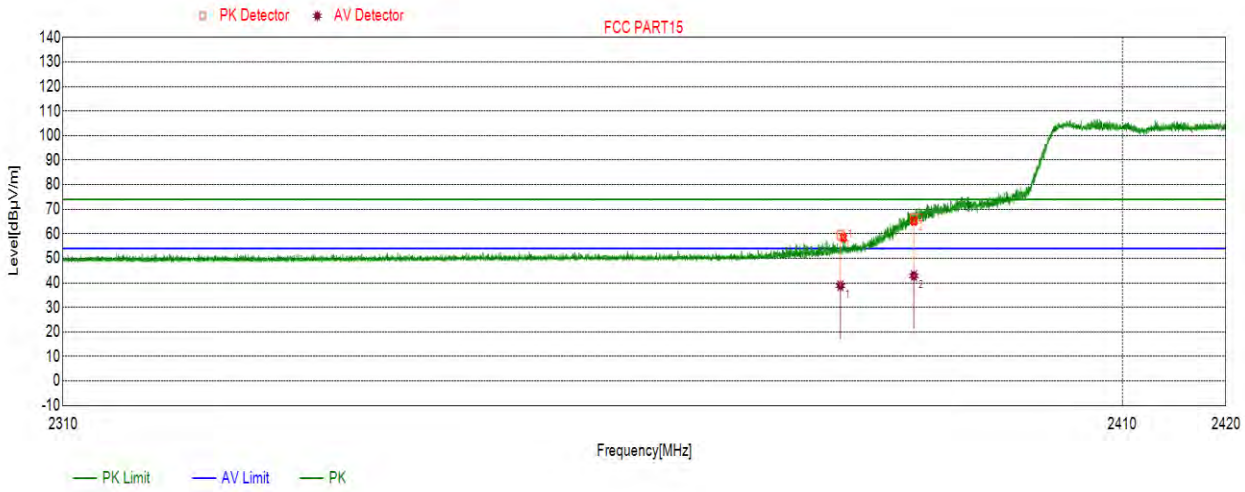

No.	Frequency (MHz)	Result (dBuV/m)	Limit (dBuV/m)	Margin (dB)	Remark
1	2382.9822	59.29	74.00	-14.71	peak
	2382.9822	38.80	54.00	-15.20	average
2	2390.0000	66.44	74.00	-7.56	peak
	2390.0000	42.94	54.00	-11.06	average

Note: 1. If Peak Result complies with AV limit, AV Result is deemed to comply with AV limit.
2. Test setup: RBW: 1 MHz, VBW: 3 MHz, Sweep time: auto.

This report shall not be reproduced except in full, without the written approval of UL Verification Services (Guangzhou) Co., Ltd, Song Shan Lake Branch.

Test Mode	Channel	Polarization	Verdict
11N20SISO	HCH	Horizontal	PASS

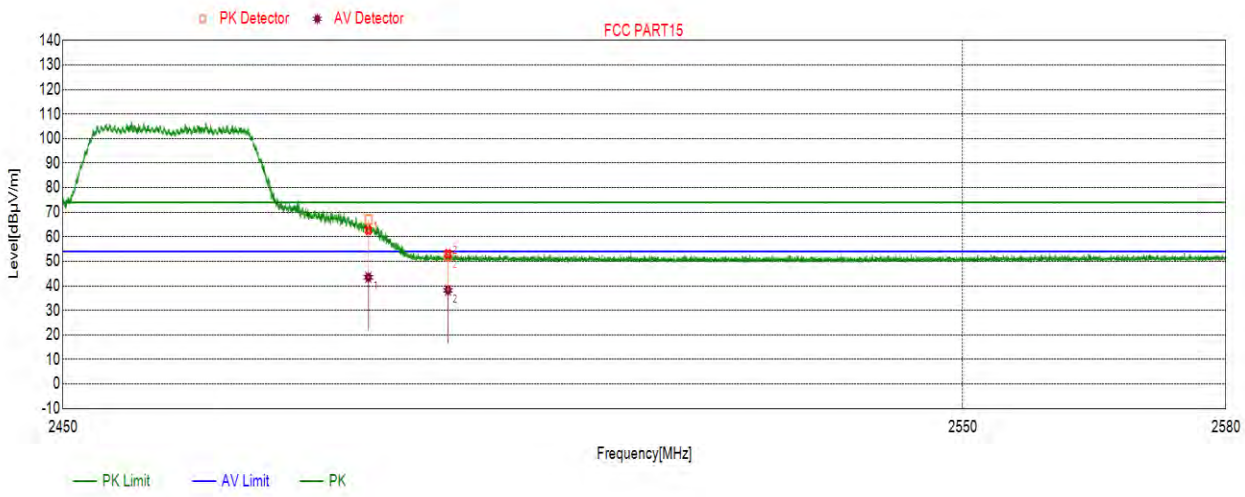

No.	Frequency (MHz)	Result (dBuV/m)	Limit (dBuV/m)	Margin (dB)	Remark
1	2483.5000	66.94	74.00	-7.06	peak
	2483.5000	43.50	54.00	-10.50	average
2	2492.3105	52.09	74.00	-21.91	peak
	2492.3105	38.18	54.00	-15.82	average

Note: 1. If Peak Result complies with AV limit, AV Result is deemed to comply with AV limit.
2. Test setup: RBW: 1 MHz, VBW: 3 MHz, Sweep time: auto.

This report shall not be reproduced except in full, without the written approval of UL Verification Services (Guangzhou) Co., Ltd, Song Shan Lake Branch.

Test Mode	Channel	Polarization	Verdict
11N20SISO	HCH	Vertical	PASS

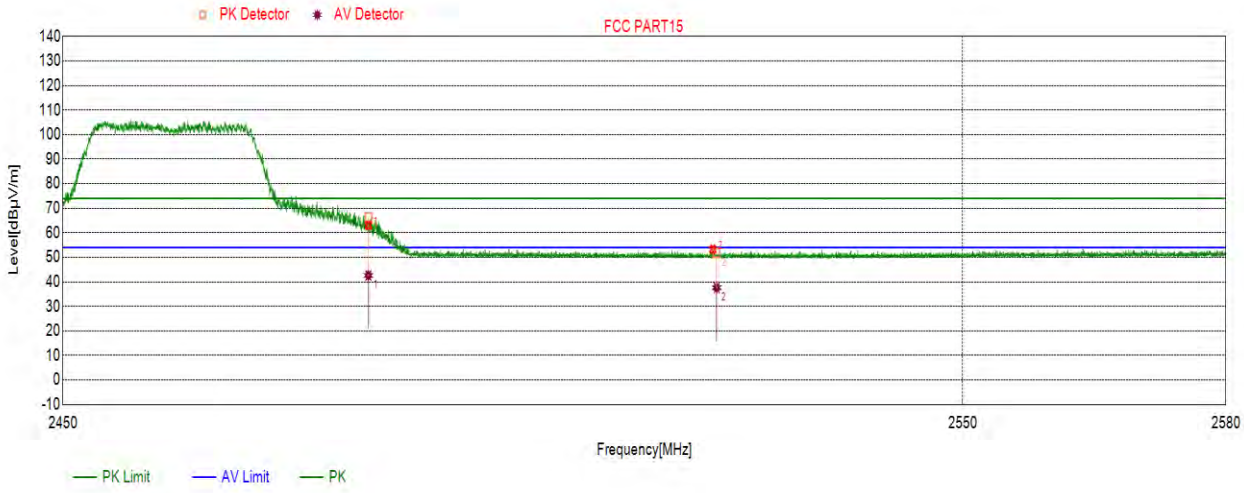

No.	Frequency (MHz)	Result (dBuV/m)	Limit (dBuV/m)	Margin (dB)	Remark
1	2483.5000	66.21	74.00	-7.79	peak
	2483.5000	42.61	54.00	-11.39	average
2	2522.2606	51.67	74.00	-22.33	peak
	2522.2606	37.58	54.00	-16.42	average

Note: 1. If Peak Result complies with AV limit, AV Result is deemed to comply with AV limit.
2. Test setup: RBW: 1 MHz, VBW: 3 MHz, Sweep time: auto.

This report shall not be reproduced except in full, without the written approval of UL Verification Services (Guangzhou) Co., Ltd, Song Shan Lake Branch.

Test Mode	Channel	Polarization	Verdict
11N40SISO	LCH	Horizontal	PASS

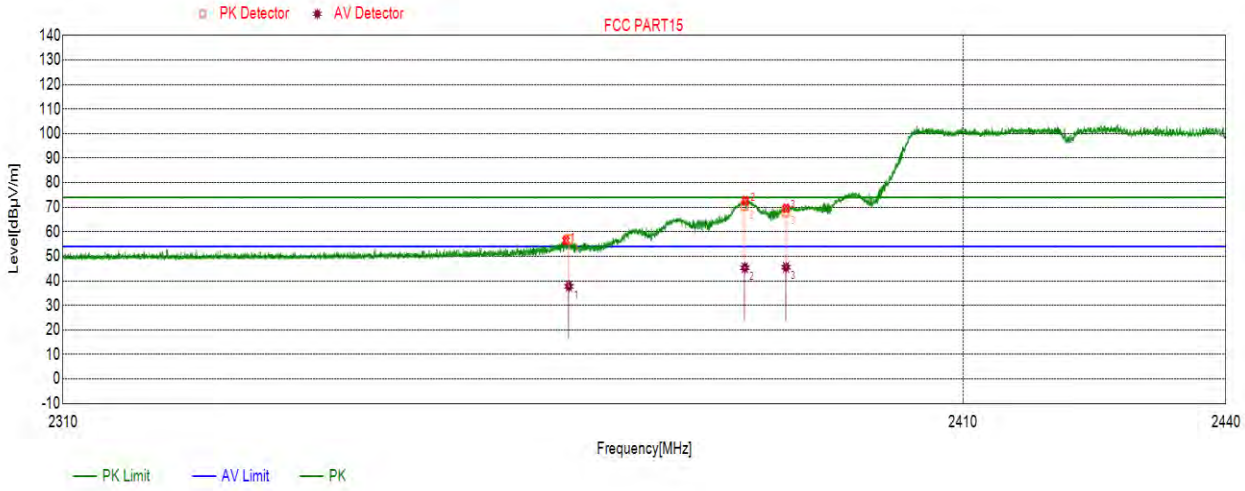

No.	Frequency (MHz)	Result (dBuV/m)	Limit (dBuV/m)	Margin (dB)	Remark
1	2365.6924	56.90	74.00	-17.10	peak
	2365.6924	37.82	54.00	-16.18	average
2	2385.3655	70.48	74.00	-3.52	peak
	2385.3655	45.35	54.00	-8.65	average
3	2390.0000	68.07	74.00	-5.93	peak
	2390.0000	45.55	54.00	-8.45	average

Note: 1. If Peak Result complies with AV limit, AV Result is deemed to comply with AV limit.
2. Test setup: RBW: 1 MHz, VBW: 3 MHz, Sweep time: auto.

This report shall not be reproduced except in full, without the written approval of UL Verification Services (Guangzhou) Co., Ltd, Song Shan Lake Branch.

Test Mode	Channel	Polarization	Verdict
11N40SISO	LCH	Vertical	PASS

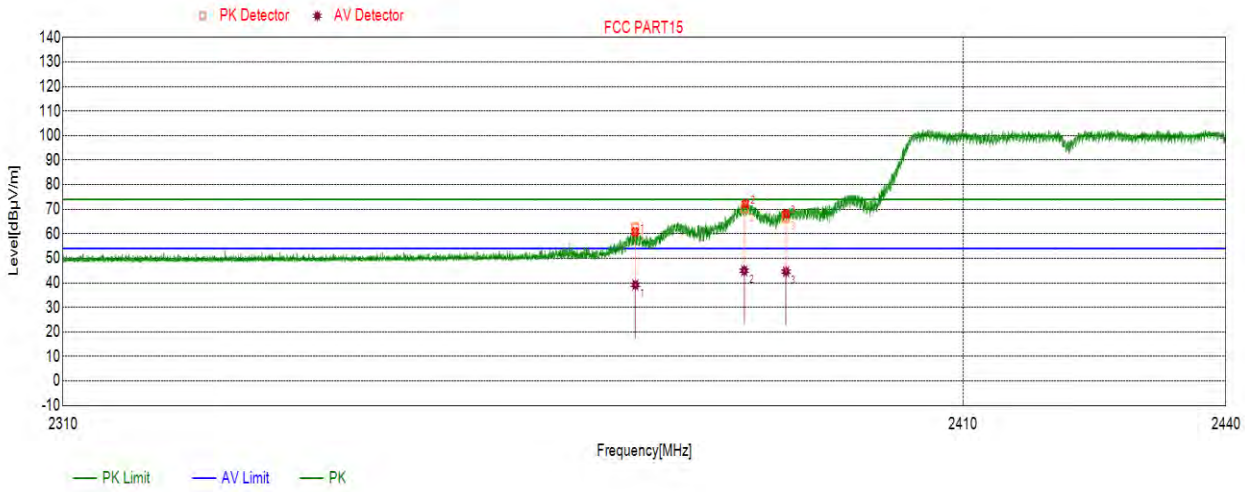

No.	Frequency (MHz)	Result (dBuV/m)	Limit (dBuV/m)	Margin (dB)	Remark
1	2373.1112	62.32	74.00	-11.68	peak
	2373.1112	39.19	54.00	-14.81	average
2	2385.2989	70.08	74.00	-3.92	peak
	2385.2989	44.94	54.00	-9.06	average
3	2390.0000	66.75	74.00	-7.25	peak
	2390.0000	44.55	54.00	-9.45	average

Note: 1. If Peak Result complies with AV limit, AV Result is deemed to comply with AV limit.
2. Test setup: RBW: 1 MHz, VBW: 3 MHz, Sweep time: auto.

This report shall not be reproduced except in full, without the written approval of UL Verification Services (Guangzhou) Co., Ltd, Song Shan Lake Branch.

Test Mode	Channel	Polarization	Verdict
11N40SISO	HCH	Horizontal	PASS

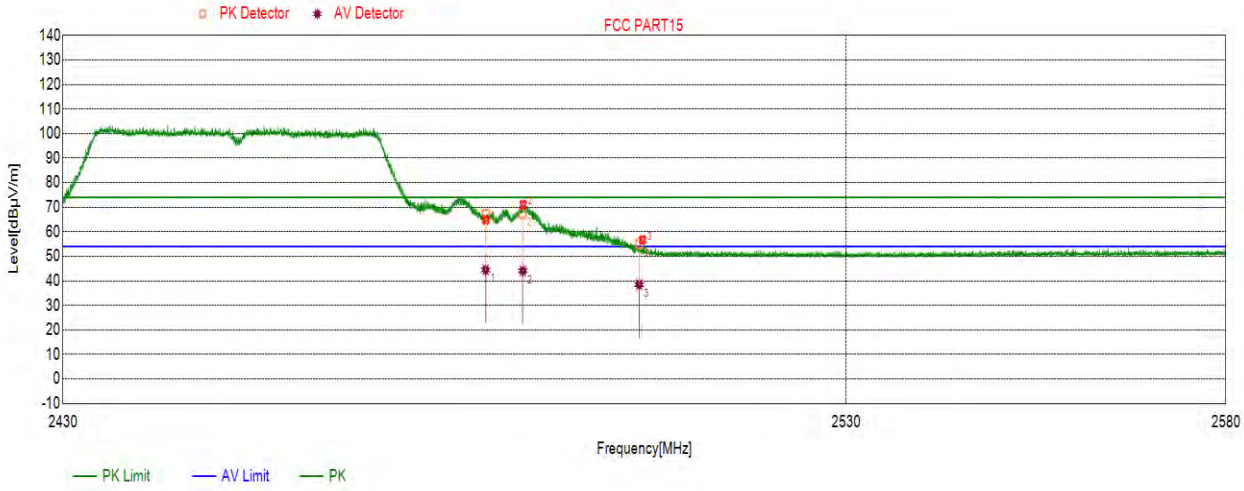

No.	Frequency (MHz)	Result (dBuV/m)	Limit (dBuV/m)	Margin (dB)	Remark
1	2483.5000	67.07	74.00	-6.93	peak
	2483.5000	44.48	54.00	-9.52	average
2	2488.2544	67.42	74.00	-6.58	peak
	2488.2544	44.09	54.00	-9.91	average
3	2503.2102	55.21	74.00	-18.79	peak
	2503.2102	38.49	54.00	-15.51	average

Note: 1. If Peak Result complies with AV limit, AV Result is deemed to comply with AV limit.
2. Test setup: RBW: 1 MHz, VBW: 3 MHz, Sweep time: auto.

This report shall not be reproduced except in full, without the written approval of UL Verification Services (Guangzhou) Co., Ltd, Song Shan Lake Branch.

Test Mode	Channel	Polarization	Verdict
11N40SISO	HCH	Vertical	PASS

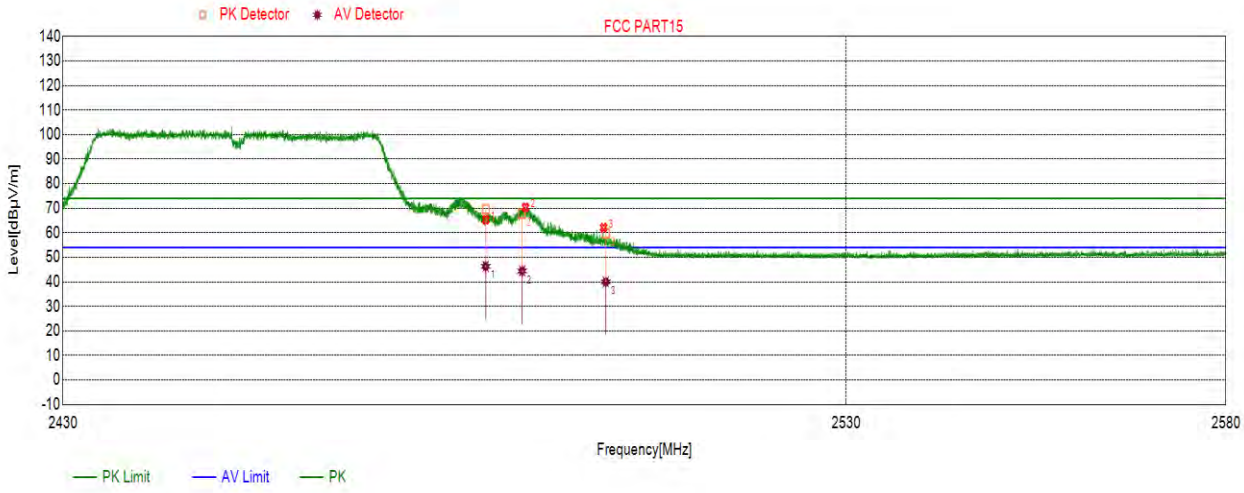

No.	Frequency (MHz)	Result (dBuV/m)	Limit (dBuV/m)	Margin (dB)	Remark
1	2483.5000	69.38	74.00	-4.62	peak
	2483.5000	46.33	54.00	-7.67	average
2	2488.1710	67.73	74.00	-6.27	peak
	2488.1710	44.44	54.00	-9.56	average
3	2498.9098	59.92	74.00	-14.08	peak
	2498.9098	39.99	54.00	-14.01	average

Note: 1. If Peak Result complies with AV limit, AV Result is deemed to comply with AV limit.
2. Test setup: RBW: 1 MHz, VBW: 3 MHz, Sweep time: auto.

This report shall not be reproduced except in full, without the written approval of UL Verification Services (Guangzhou) Co., Ltd, Song Shan Lake Branch.

6.6.3. SPURIOUS EMISSIONS

Test Result Table:

1) For 9KHz-30MHz (worst case)

Test Mode	Test Antenna	Channel	Puw(dBm)	Verdict
11B	Antenna 1	LCH	<Limit	PASS

Remark: Pre-testing all test modes and even test channels, but only the data of worst case is included in this test report.

2) For 30MHz-1GHz (worst case)

Test Mode	Test Antenna	Channel	Puw(dBm)	Verdict
11B	Antenna 1	LCH	<Limit	PASS

Remark: Pre-testing all test modes and even test channels, but only the data of worst case is included in this test report.

3) For 1GHz-18GHz

Test Mode	Test Antenna	Channel	Puw(dBm)	Verdict
11B	Antenna 1	LCH	<Limit	PASS
		MCH	<Limit	PASS
		HCH	<Limit	PASS
11G	Antenna 1	LCH	<Limit	PASS
		MCH	<Limit	PASS
		HCH	<Limit	PASS
11N20SISO	Antenna 1	LCH	<Limit	PASS
		MCH	<Limit	PASS
		HCH	<Limit	PASS
11N40SISO	Antenna 1	LCH	<Limit	PASS
		MCH	<Limit	PASS
		HCH	<Limit	PASS

4) For 18GHz-26.5GHz

Test Mode	Test Antenna	Channel	Puw(dBm)	Verdict
11B	Antenna 1	LCH	<Limit	PASS

Remark: Pre-testing all test modes and even test channels, but only the data of worst case is included in this test report.

This report shall not be reproduced except in full, without the written approval of UL Verification Services (Guangzhou) Co., Ltd, Song Shan Lake Branch.

Part I: 1GHz~18GHz

HARMONICS AND SPURIOUS EMISSIONS

Test Mode	Channel	Polarization	Verdict
11B SISO	LCH	Horizontal	PASS

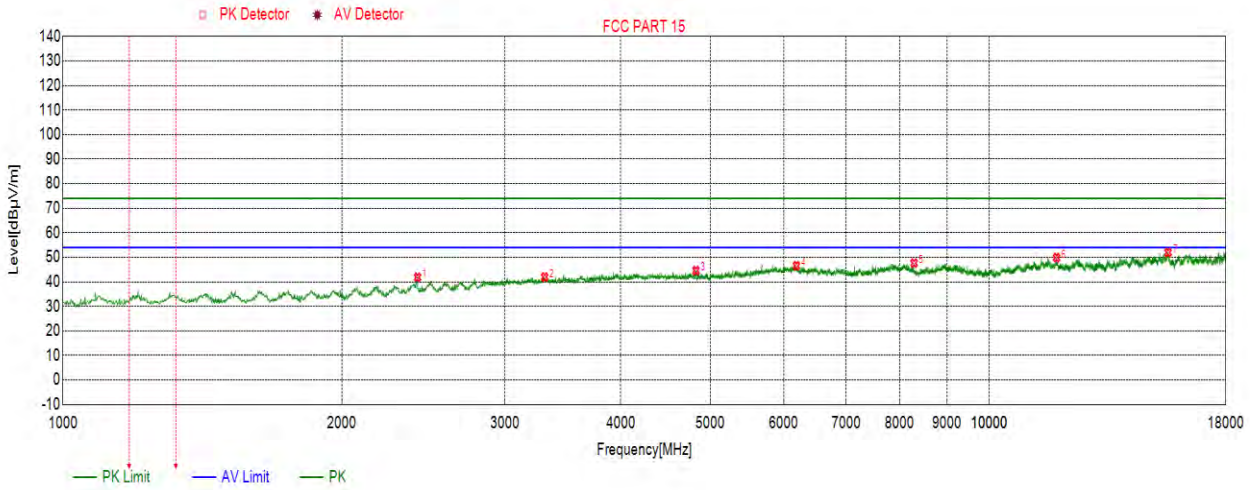

No.	Frequency (MHz)	Result (dBuV /m)	Limit (Peak) (dBuV/m)	Margin (Peak) (dB)	Limit (Ave) (dBuV/m)	Margin (Ave) (dB)	Remark
1	2414.5415	41.85	74.00	-32.15	54.00	-12.15	peak
2	3312.2312	41.94	74.00	-32.06	54.00	-12.06	peak
3	4823.6824	44.56	74.00	-29.44	54.00	-9.44	peak
4	6192.3192	46.57	74.00	-27.43	54.00	-7.43	peak
5	8295.4295	47.62	74.00	-26.38	54.00	-6.38	peak
6	11819.8820	49.86	74.00	-24.14	54.00	-4.14	peak
7	15595.9596	51.98	74.00	-22.02	54.00	-2.02	peak

Note: 1.If Peak Result complies with AV limit, AV Result is deemed to comply with AV limit.
2. Test setup: RBW: 1 MHz, VBW: 3 MHz, Sweep time: auto.

This report shall not be reproduced except in full, without the written approval of UL Verification Services (Guangzhou) Co., Ltd, Song Shan Lake Branch.

Test Mode	Channel	Polarization	Verdict
11B SISO	LCH	Vertical	PASS

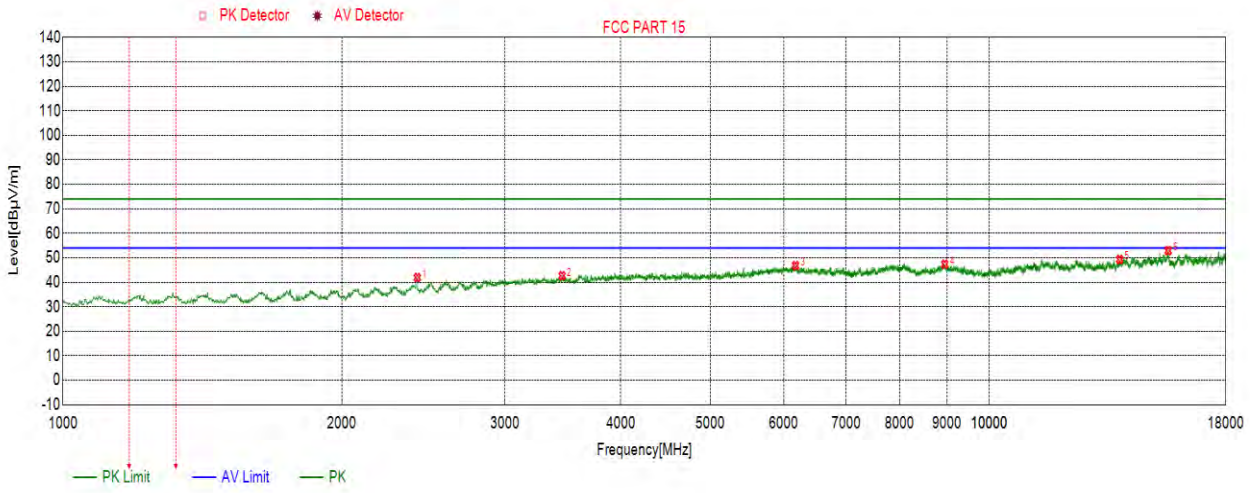

No.	Frequency (MHz)	Result (dBuV /m)	Limit (Peak) (dBuV/m)	Margin (Peak) (dB)	Limit (Ave) (dBuV/m)	Margin (Ave) (dB)	Remark
1	2412.8413	41.92	74.00	-32.08	54.00	-12.08	peak
2	3458.4458	42.72	74.00	-31.28	54.00	-11.28	peak
3	6178.7179	46.79	74.00	-27.21	54.00	-7.21	peak
4	8953.3953	47.39	74.00	-26.61	54.00	-6.61	peak
5	13829.4829	49.33	74.00	-24.67	54.00	-4.67	peak
6	15601.0601	52.90	74.00	-21.10	54.00	-1.10	peak

Note: 1.If Peak Result complies with AV limit, AV Result is deemed to comply with AV limit.
2. Test setup: RBW: 1 MHz, VBW: 3 MHz, Sweep time: auto.

This report shall not be reproduced except in full, without the written approval of UL Verification Services (Guangzhou) Co., Ltd, Song Shan Lake Branch.

Test Mode	Channel	Polarization	Verdict
11B SISO	MCH	Horizontal	PASS

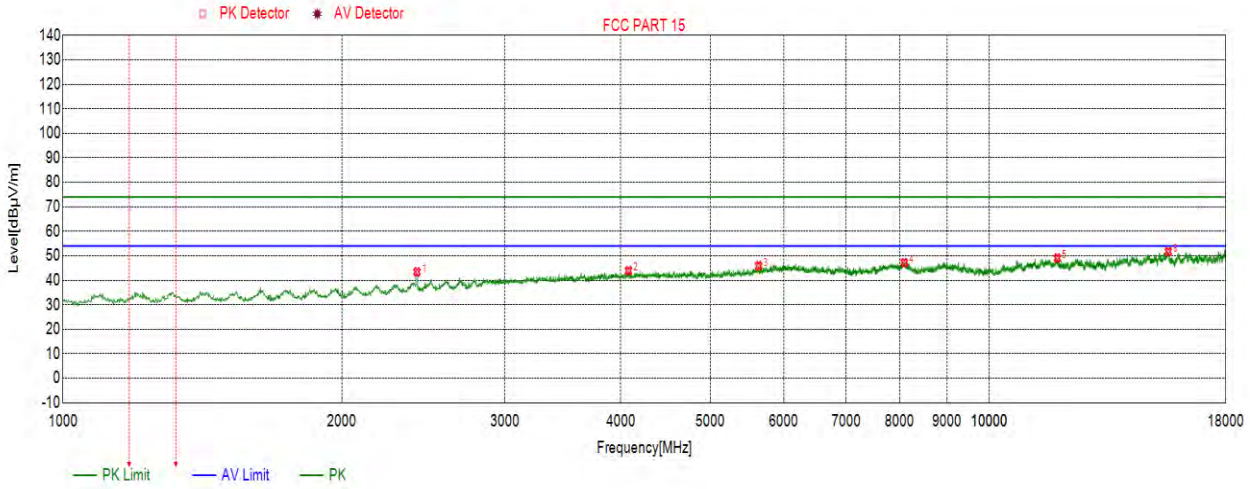

No.	Frequency (MHz)	Result (dBuV/m)	Limit (Peak) (dBuV/m)	Margin (Peak) (dB)	Limit (Ave) (dBuV/m)	Margin (Ave) (dB)	Remark
1	2411.1411	43.41	74.00	-30.59	54.00	-10.59	peak
2	4079.0079	43.87	74.00	-30.13	54.00	-10.13	peak
3	5636.3636	45.96	74.00	-28.04	54.00	-8.04	peak
4	8096.5097	47.20	74.00	-26.80	54.00	-6.80	peak
5	11841.9842	49.05	74.00	-24.95	54.00	-4.95	peak
6	15604.4604	51.70	74.00	-22.30	54.00	-2.30	peak

Note: 1.If Peak Result complies with AV limit, AV Result is deemed to comply with AV limit.
2. Test setup: RBW: 1 MHz, VBW: 3 MHz, Sweep time: auto.

This report shall not be reproduced except in full, without the written approval of UL Verification Services (Guangzhou) Co., Ltd, Song Shan Lake Branch.

Test Mode	Channel	Polarization	Verdict
11B SISO	MCH	Vertical	PASS

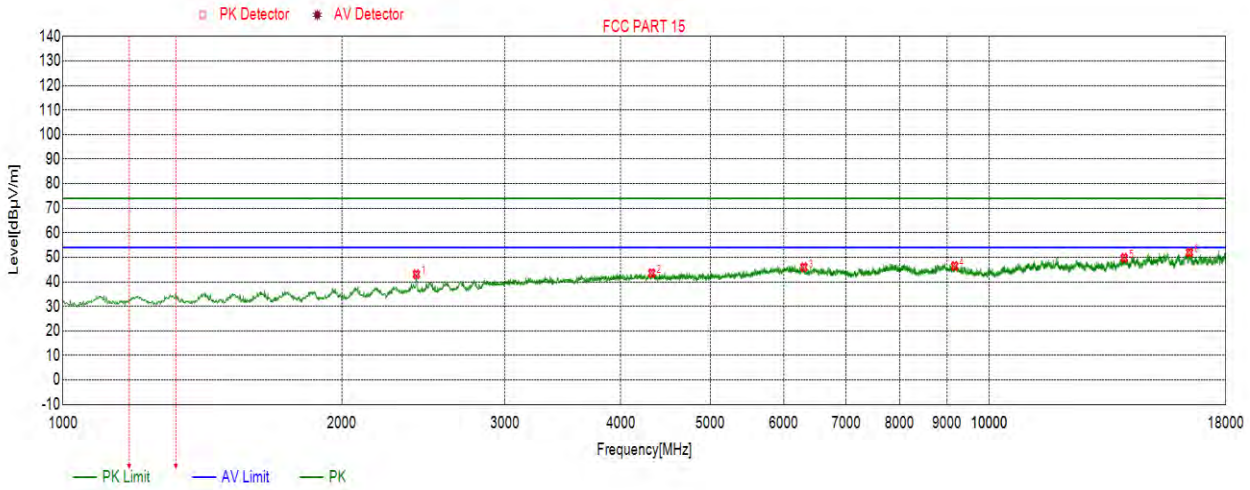

No.	Frequency (MHz)	Result (dBuV/m)	Limit (Peak) (dBuV/m)	Margin (Peak) (dB)	Limit (Ave) (dBuV/m)	Margin (Ave) (dB)	Remark
1	2407.7408	43.10	74.00	-30.90	54.00	-10.90	peak
2	4322.1322	43.58	74.00	-30.42	54.00	-10.42	peak
3	6307.9308	45.97	74.00	-28.03	54.00	-8.03	peak
4	9174.4174	46.47	74.00	-27.53	54.00	-7.53	peak
5	13984.1984	49.79	74.00	-24.21	54.00	-4.21	peak
6	16446.0446	51.97	74.00	-22.03	54.00	-2.03	peak

Note: 1.If Peak Result complies with AV limit, AV Result is deemed to comply with AV limit.
2. Test setup: RBW: 1 MHz, VBW: 3 MHz, Sweep time: auto.

This report shall not be reproduced except in full, without the written approval of UL Verification Services (Guangzhou) Co., Ltd, Song Shan Lake Branch.

Test Mode	Channel	Polarization	Verdict
11B SISO	HCH	Horizontal	PASS

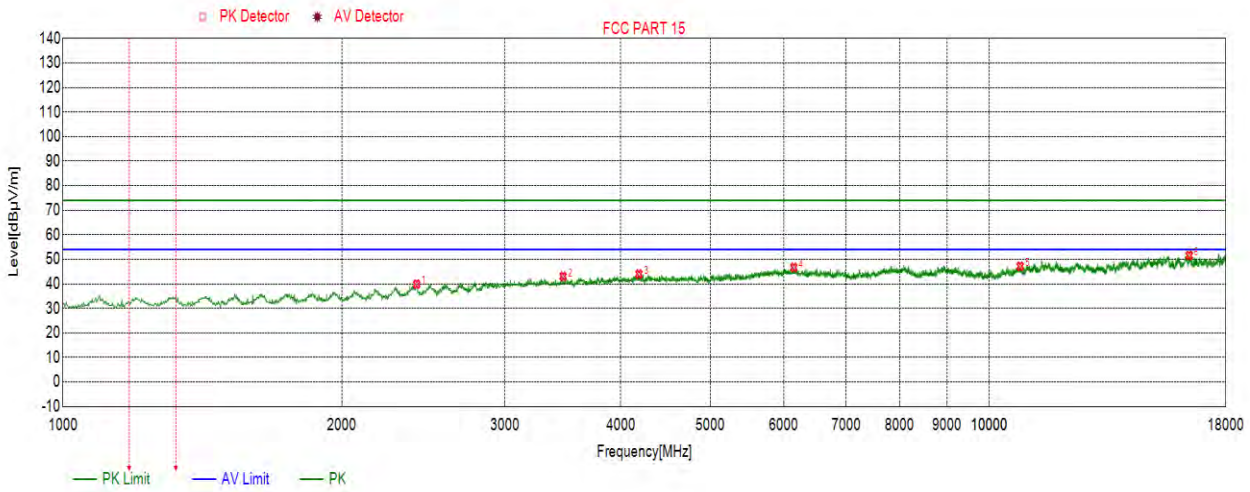

No.	Frequency (MHz)	Result (dBuV /m)	Limit (Peak) (dBuV/m)	Margin (Peak) (dB)	Limit (Ave) (dBuV/m)	Margin (Ave) (dB)	Remark
1	2409.4409	39.88	74.00	-34.12	54.00	-14.12	peak
2	3466.9467	43.07	74.00	-30.93	54.00	-10.93	peak
3	4186.1186	43.94	74.00	-30.06	54.00	-10.06	peak
4	6151.5152	46.69	74.00	-27.31	54.00	-7.31	peak
5	10798.0798	47.15	74.00	-26.85	54.00	-6.85	peak
6	16435.8436	51.59	74.00	-22.41	54.00	-2.41	peak

Note: 1.If Peak Result complies with AV limit, AV Result is deemed to comply with AV limit.
2. Test setup: RBW: 1 MHz, VBW: 3 MHz, Sweep time: auto.

This report shall not be reproduced except in full, without the written approval of UL Verification Services (Guangzhou) Co., Ltd, Song Shan Lake Branch.

Test Mode	Channel	Polarization	Verdict
11B SISO	HCH	Vertical	PASS

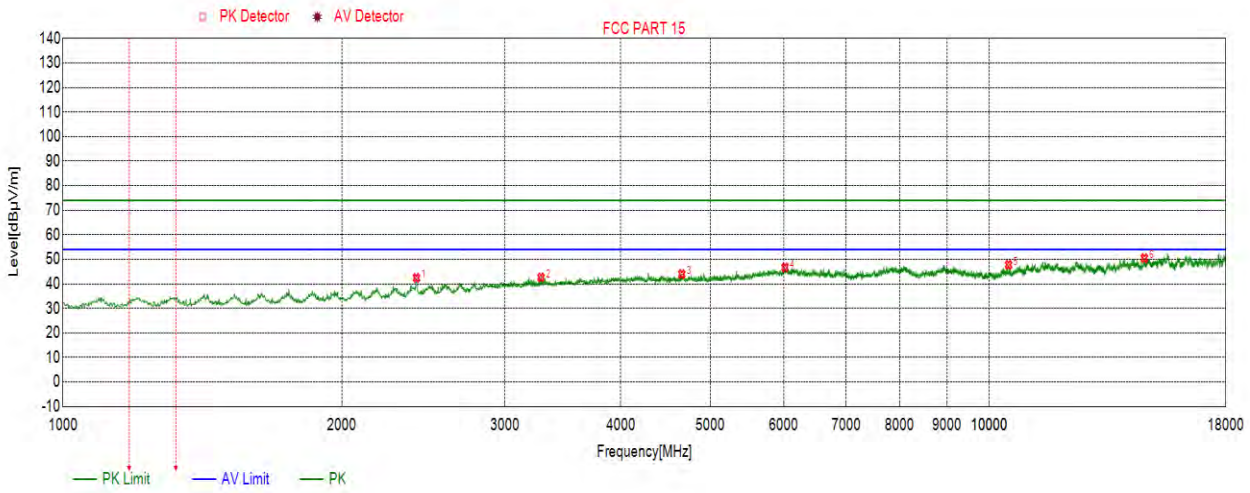

No.	Frequency (MHz)	Result (dBuV/m)	Limit (Peak) (dBuV/m)	Margin (Peak) (dB)	Limit (Ave) (dBuV/m)	Margin (Ave) (dB)	Remark
1	2407.7408	42.43	74.00	-31.57	54.00	-11.57	peak
2	3281.6282	42.63	74.00	-31.37	54.00	-11.37	peak
3	4657.0657	43.93	74.00	-30.07	54.00	-10.07	peak
4	6018.9019	46.67	74.00	-27.33	54.00	-7.33	peak
5	10490.3490	47.76	74.00	-26.24	54.00	-6.24	peak
6	14705.0705	50.45	74.00	-23.55	54.00	-3.55	peak

Note: 1.If Peak Result complies with AV limit, AV Result is deemed to comply with AV limit.
2. Test setup: RBW: 1 MHz, VBW: 3 MHz, Sweep time: auto.

This report shall not be reproduced except in full, without the written approval of UL Verification Services (Guangzhou) Co., Ltd, Song Shan Lake Branch.

Test Mode	Channel	Polarization	Verdict
11G SISO	LCH	Horizontal	PASS

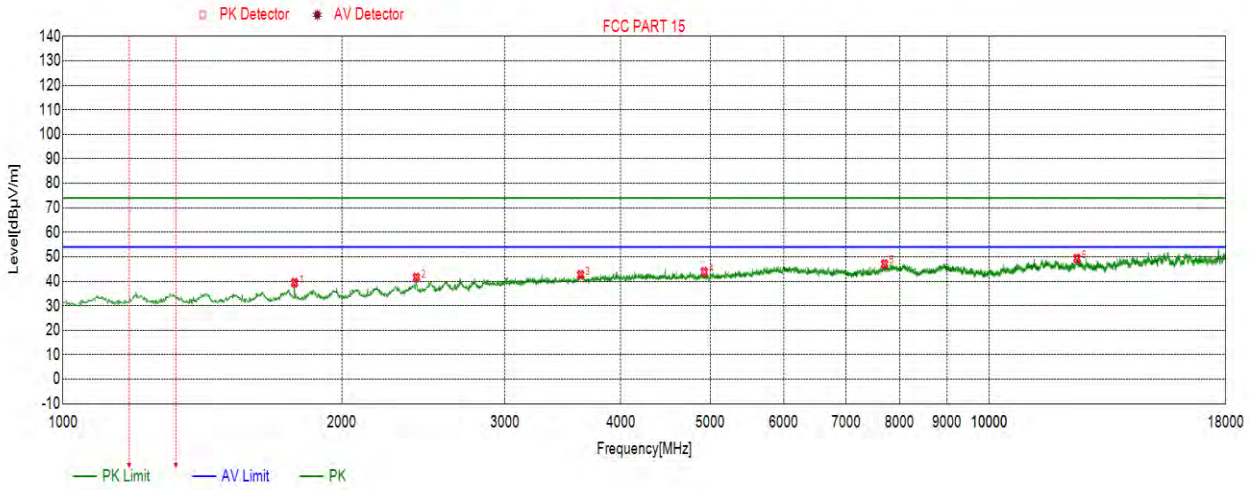

No.	Frequency (MHz)	Result (dBuV /m)	Limit (Peak) (dBuV/m)	Margin (Peak) (dB)	Limit (Ave) (dBuV/m)	Margin (Ave) (dB)	Remark
1	1778.6779	39.42	74.00	-34.58	54.00	-14.58	peak
2	2407.7408	41.59	74.00	-32.41	54.00	-12.41	peak
3	3621.6622	42.64	74.00	-31.36	54.00	-11.36	peak
4	4923.9924	43.83	74.00	-30.17	54.00	-10.17	peak
5	7708.8709	47.10	74.00	-26.90	54.00	-6.90	peak
6	12438.7439	49.32	74.00	-24.68	54.00	-4.68	peak

Note: 1.If Peak Result complies with AV limit, AV Result is deemed to comply with AV limit.
2. Test setup: RBW: 1 MHz, VBW: 3 MHz, Sweep time: auto.

This report shall not be reproduced except in full, without the written approval of UL Verification Services (Guangzhou) Co., Ltd, Song Shan Lake Branch.

Test Mode	Channel	Polarization	Verdict
11G SISO	LCH	Vertical	PASS

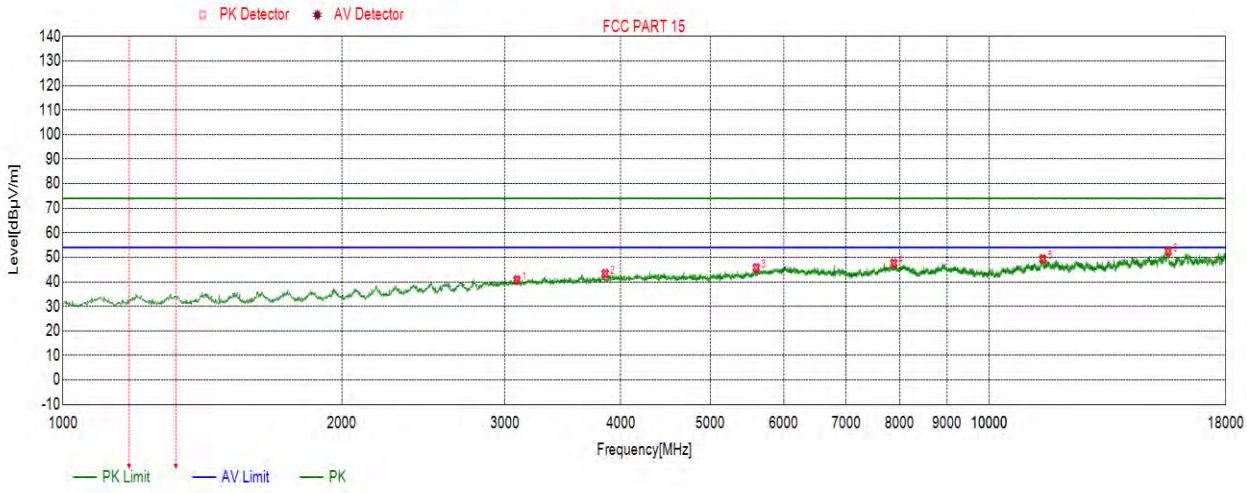

No.	Frequency (MHz)	Result (dBuV/m)	Limit (Peak) (dBuV/m)	Margin (Peak) (dB)	Limit (Ave) (dBuV/m)	Margin (Ave) (dB)	Remark
1	3091.2091	40.82	74.00	-33.18	54.00	-13.18	peak
2	3849.4849	43.37	74.00	-30.63	54.00	-10.63	peak
3	5604.0604	45.69	74.00	-28.31	54.00	-8.31	peak
4	7887.3887	47.56	74.00	-26.44	54.00	-6.44	peak
5	11422.0422	49.35	74.00	-24.65	54.00	-4.65	peak
6	15599.3599	52.42	74.00	-21.58	54.00	-1.58	peak

Note: 1.If Peak Result complies with AV limit, AV Result is deemed to comply with AV limit.
2. Test setup: RBW: 1 MHz, VBW: 3 MHz, Sweep time: auto.

This report shall not be reproduced except in full, without the written approval of UL Verification Services (Guangzhou) Co., Ltd, Song Shan Lake Branch.

Test Mode	Channel	Polarization	Verdict
11G SISO	MCH	Horizontal	PASS

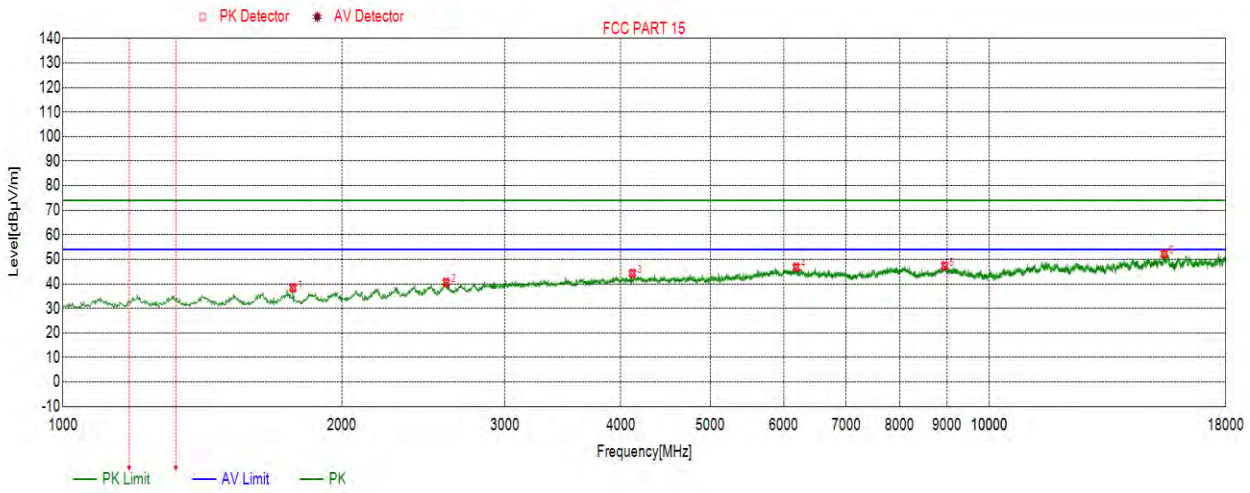

No.	Frequency (MHz)	Result (dBuV/m)	Limit (Peak) (dBuV/m)	Margin (Peak) (dB)	Limit (Ave) (dBuV/m)	Margin (Ave) (dB)	Remark
1	1771.8772	38.36	74.00	-35.64	54.00	-15.64	peak
2	2593.0593	40.62	74.00	-33.38	54.00	-13.38	peak
3	4118.1118	44.26	74.00	-29.74	54.00	-9.74	peak
4	6188.9189	46.73	74.00	-27.27	54.00	-7.27	peak
5	8951.6952	47.39	74.00	-26.61	54.00	-6.61	peak
6	15451.4451	52.20	74.00	-21.80	54.00	-1.80	peak

Note: 1.If Peak Result complies with AV limit, AV Result is deemed to comply with AV limit.
2. Test setup: RBW: 1 MHz, VBW: 3 MHz, Sweep time: auto.

This report shall not be reproduced except in full, without the written approval of UL Verification Services (Guangzhou) Co., Ltd, Song Shan Lake Branch.

Test Mode	Channel	Polarization	Verdict
11G SISO	MCH	Vertical	PASS

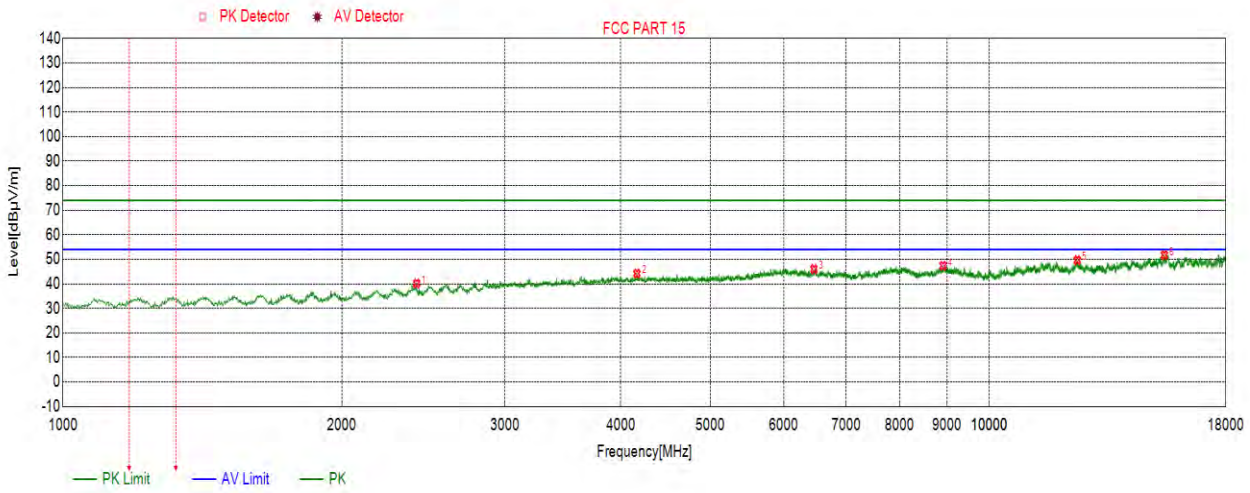

No.	Frequency (MHz)	Result (dBuV/m)	Limit (Peak) (dBuV/m)	Margin (Peak) (dB)	Limit (Ave) (dBuV/m)	Margin (Ave) (dB)	Remark
1	2409.4409	40.15	74.00	-33.85	54.00	-13.85	peak
2	4165.7166	44.20	74.00	-29.80	54.00	-9.80	peak
3	6467.7468	46.04	74.00	-27.96	54.00	-7.96	peak
4	8914.2914	47.39	74.00	-26.61	54.00	-6.61	peak
5	12445.5446	49.66	74.00	-24.34	54.00	-4.34	peak
6	15451.4451	51.76	74.00	-22.24	54.00	-2.24	peak

Note: 1.If Peak Result complies with AV limit, AV Result is deemed to comply with AV limit.
2. Test setup: RBW: 1 MHz, VBW: 3 MHz, Sweep time: auto.

This report shall not be reproduced except in full, without the written approval of UL Verification Services (Guangzhou) Co., Ltd, Song Shan Lake Branch.

Test Mode	Channel	Polarization	Verdict
11G SISO	HCH	Horizontal	PASS

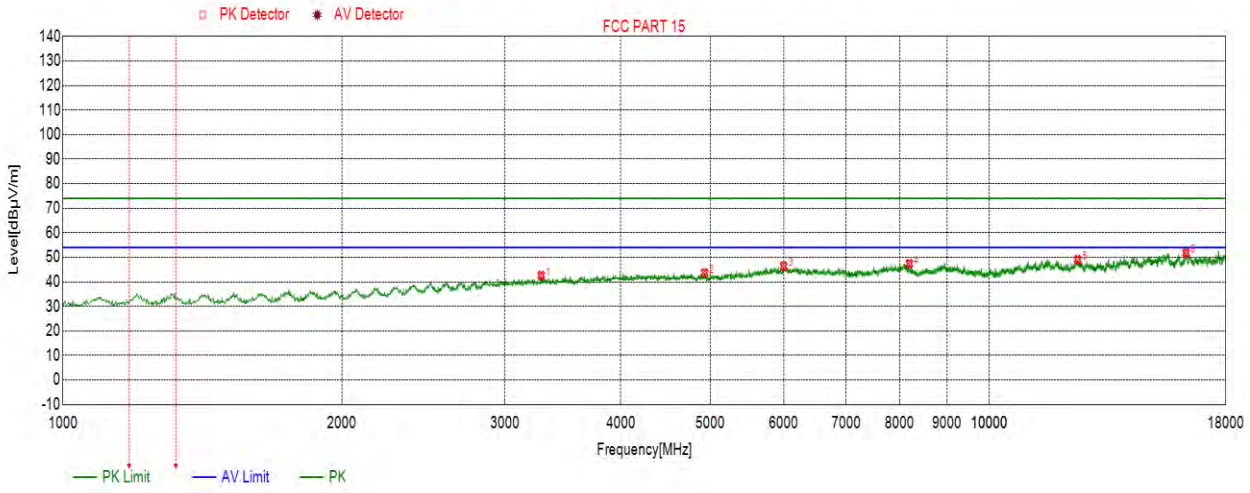

No.	Frequency (MHz)	Result (dBuV/m)	Limit (Peak) (dBuV/m)	Margin (Peak) (dB)	Limit (Ave) (dBuV/m)	Margin (Ave) (dB)	Remark
1	3283.3283	42.53	74.00	-31.47	54.00	-11.47	peak
2	4929.0929	43.65	74.00	-30.35	54.00	-10.35	peak
3	5998.4999	46.43	74.00	-27.57	54.00	-7.57	peak
4	8198.5199	47.42	74.00	-26.58	54.00	-6.58	peak
5	12457.4457	49.07	74.00	-24.93	54.00	-4.93	peak
6	16303.2303	51.82	74.00	-22.18	54.00	-2.18	peak

Note: 1.If Peak Result complies with AV limit, AV Result is deemed to comply with AV limit.
2. Test setup: RBW: 1 MHz, VBW: 3 MHz, Sweep time: auto.

This report shall not be reproduced except in full, without the written approval of UL Verification Services (Guangzhou) Co., Ltd, Song Shan Lake Branch.

Test Mode	Channel	Polarization	Verdict
11G SISO	HCH	Vertical	PASS

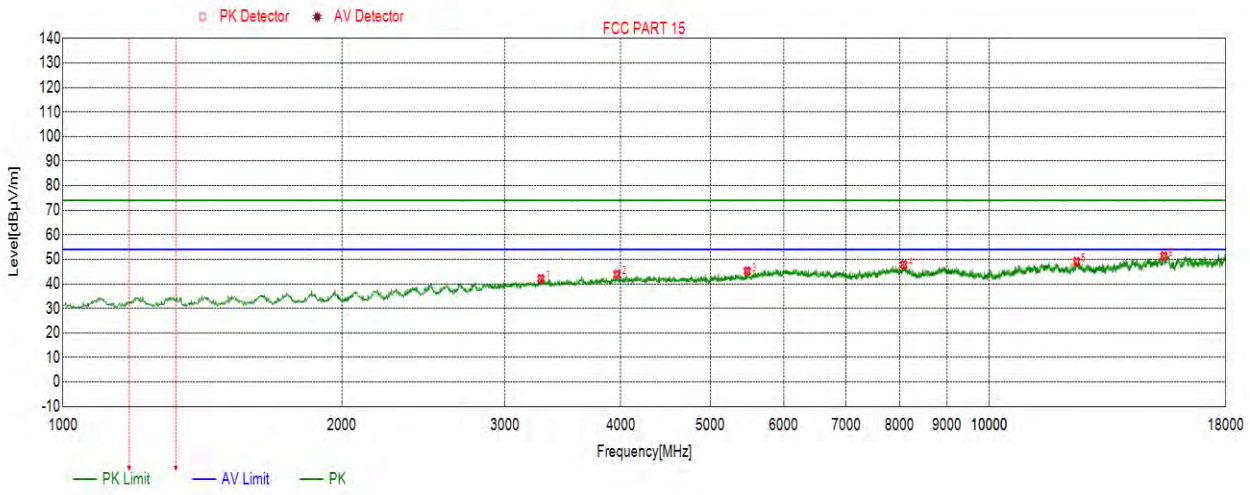

No.	Frequency (MHz)	Result (dBuV/m)	Limit (Peak) (dBuV/m)	Margin (Peak) (dB)	Limit (Ave) (dBuV/m)	Margin (Ave) (dB)	Remark
1	3281.6282	42.10	74.00	-31.90	54.00	-11.90	peak
2	3963.3963	43.85	74.00	-30.15	54.00	-10.15	peak
3	5479.9480	45.19	74.00	-28.81	54.00	-8.81	peak
4	8086.3086	47.76	74.00	-26.24	54.00	-6.24	peak
5	12425.1425	49.02	74.00	-24.98	54.00	-4.98	peak
6	15432.7433	51.33	74.00	-22.67	54.00	-2.67	peak

Note: 1.If Peak Result complies with AV limit, AV Result is deemed to comply with AV limit.
2. Test setup: RBW: 1 MHz, VBW: 3 MHz, Sweep time: auto.

This report shall not be reproduced except in full, without the written approval of UL Verification Services (Guangzhou) Co., Ltd, Song Shan Lake Branch.

Test Mode	Channel	Polarization	Verdict
11N20SISO	LCH	Horizontal	PASS

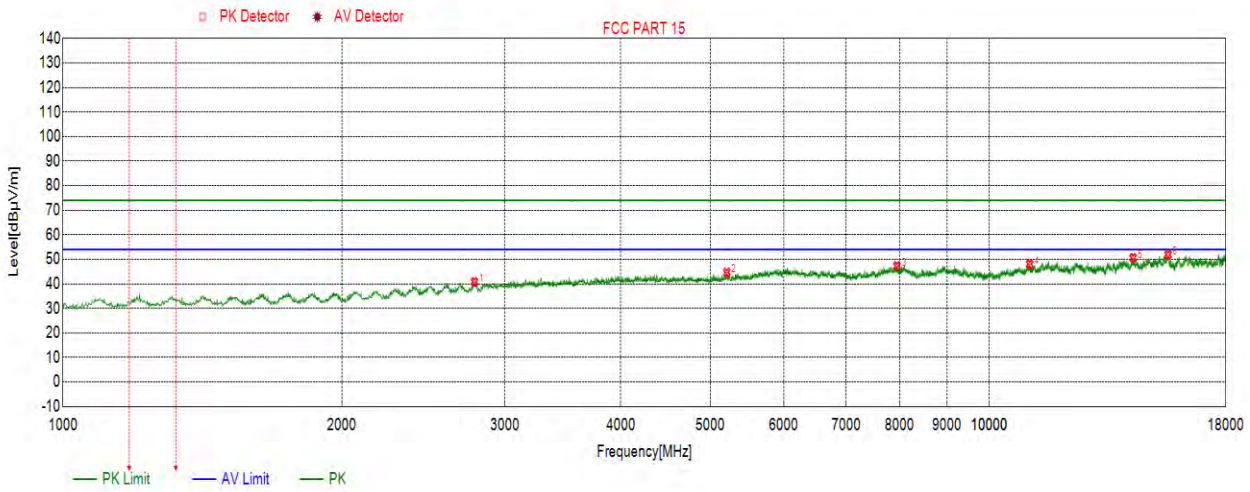

No.	Frequency (MHz)	Result (dBuV/m)	Limit (Peak) (dBuV/m)	Margin (Peak) (dB)	Limit (Ave) (dBuV/m)	Margin (Ave) (dB)	Remark
1	2781.7782	40.79	74.00	-33.21	54.00	-13.21	peak
2	5207.9208	44.65	74.00	-29.35	54.00	-9.35	peak
3	7950.2950	47.32	74.00	-26.68	54.00	-6.68	peak
4	11056.5057	48.07	74.00	-25.93	54.00	-5.93	peak
5	14295.3295	50.59	74.00	-23.41	54.00	-3.41	peak
6	15592.5593	51.89	74.00	-22.11	54.00	-2.11	peak

Note: 1.If Peak Result complies with AV limit, AV Result is deemed to comply with AV limit.
2. Test setup: RBW: 1 MHz, VBW: 3 MHz, Sweep time: auto.

This report shall not be reproduced except in full, without the written approval of UL Verification Services (Guangzhou) Co., Ltd, Song Shan Lake Branch.

Test Mode	Channel	Polarization	Verdict
11N20SISO	LCH	Vertical	PASS

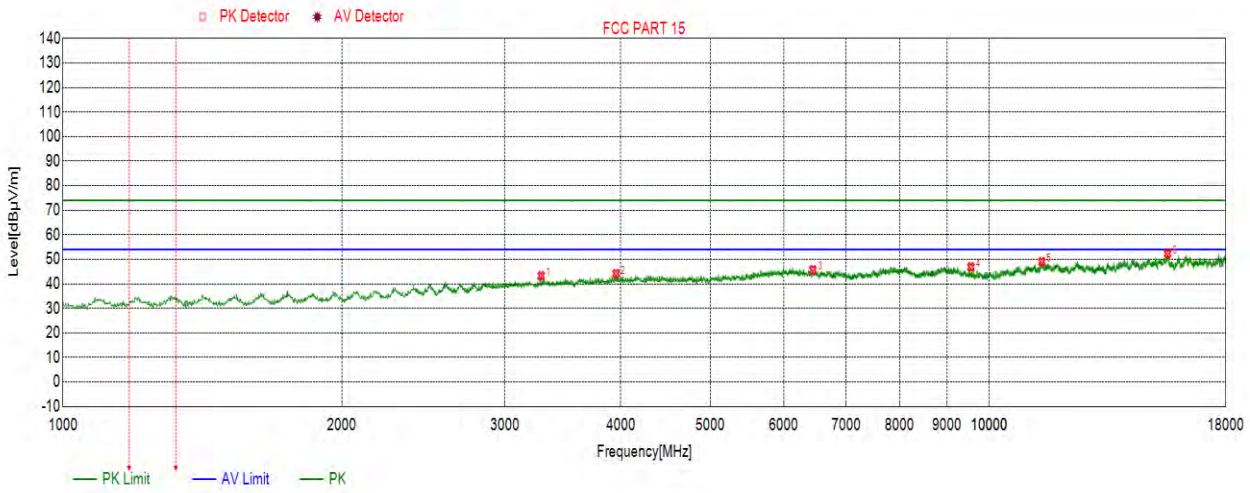

No.	Frequency (MHz)	Result (dBuV/m)	Limit (Peak) (dBuV/m)	Margin (Peak) (dB)	Limit (Ave) (dBuV/m)	Margin (Ave) (dB)	Remark
1	3283.3283	43.29	74.00	-30.71	54.00	-10.71	peak
2	3954.8955	44.11	74.00	-29.89	54.00	-9.89	peak
3	6450.7451	45.73	74.00	-28.27	54.00	-8.27	peak
4	9553.5554	46.90	74.00	-27.10	54.00	-7.10	peak
5	11396.5397	49.03	74.00	-24.97	54.00	-4.97	peak
6	15580.6581	52.33	74.00	-21.67	54.00	-1.67	peak

Note: 1.If Peak Result complies with AV limit, AV Result is deemed to comply with AV limit.
2. Test setup: RBW: 1 MHz, VBW: 3 MHz, Sweep time: auto.

This report shall not be reproduced except in full, without the written approval of UL Verification Services (Guangzhou) Co., Ltd, Song Shan Lake Branch.

Test Mode	Channel	Polarization	Verdict
11N20SISO	MCH	Horizontal	PASS

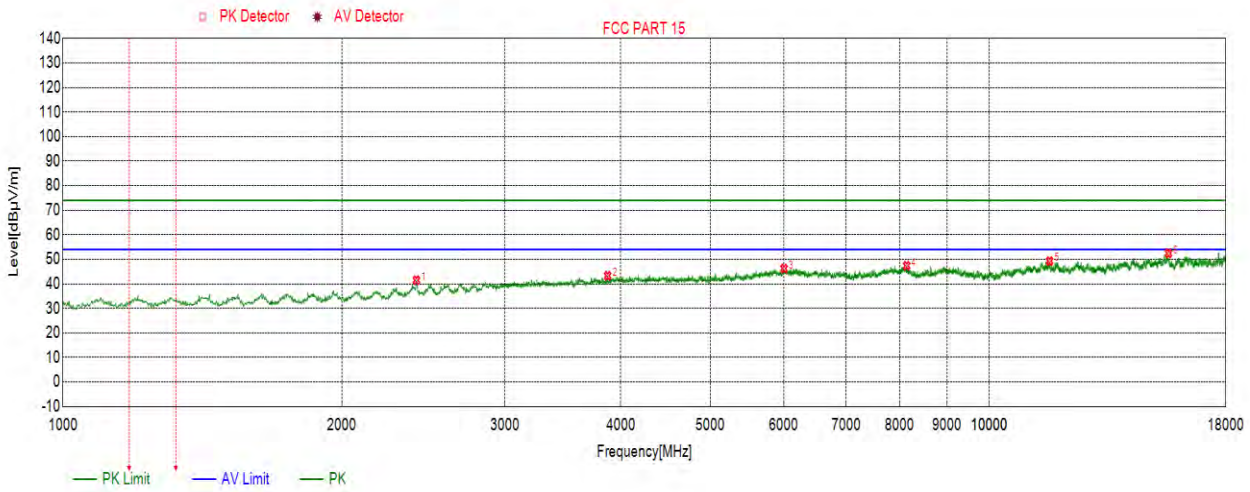

No.	Frequency (MHz)	Result (dBuV/m)	Limit (Peak) (dBuV/m)	Margin (Peak) (dB)	Limit (Ave) (dBuV/m)	Margin (Ave) (dB)	Remark
1	2407.7408	41.46	74.00	-32.54	54.00	-12.54	peak
2	3873.2873	43.30	74.00	-30.70	54.00	-10.70	peak
3	6003.6004	46.24	74.00	-27.76	54.00	-7.76	peak
4	8144.1144	47.40	74.00	-26.60	54.00	-6.60	peak
5	11617.5618	49.27	74.00	-24.73	54.00	-4.73	peak
6	15612.9613	52.44	74.00	-21.56	54.00	-1.56	peak

Note: 1.If Peak Result complies with AV limit, AV Result is deemed to comply with AV limit.
2. Test setup: RBW: 1 MHz, VBW: 3 MHz, Sweep time: auto.

This report shall not be reproduced except in full, without the written approval of UL Verification Services (Guangzhou) Co., Ltd, Song Shan Lake Branch.

Test Mode	Channel	Polarization	Verdict
11N20SISO	MCH	Vertical	PASS

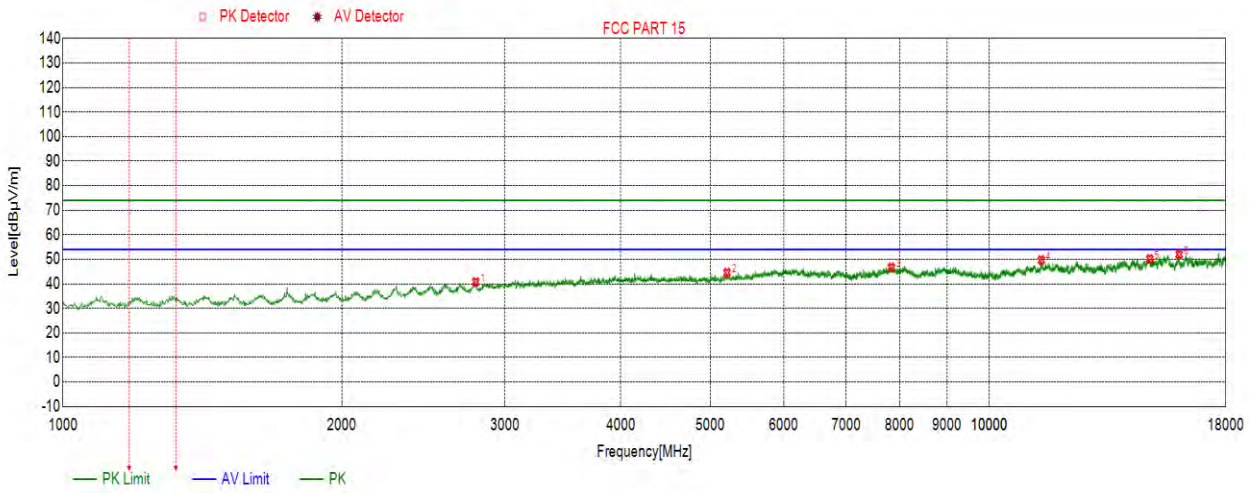

No.	Frequency (MHz)	Result (dBuV/m)	Limit (Peak) (dBuV/m)	Margin (Peak) (dB)	Limit (Ave) (dBuV/m)	Margin (Ave) (dB)	Remark
1	2790.2790	40.77	74.00	-33.23	54.00	-13.23	peak
2	5211.3211	44.58	74.00	-29.42	54.00	-9.42	peak
3	7839.7840	46.73	74.00	-27.27	54.00	-7.27	peak
4	11381.2381	49.69	74.00	-24.31	54.00	-4.31	peak
5	14903.9904	50.15	74.00	-23.85	54.00	-3.85	peak
6	16029.5030	51.95	74.00	-22.05	54.00	-2.05	peak

Note: 1.If Peak Result complies with AV limit, AV Result is deemed to comply with AV limit.
2. Test setup: RBW: 1 MHz, VBW: 3 MHz, Sweep time: auto.

This report shall not be reproduced except in full, without the written approval of UL Verification Services (Guangzhou) Co., Ltd, Song Shan Lake Branch.

Test Mode	Channel	Polarization	Verdict
11N20SISO	HCH	Horizontal	PASS

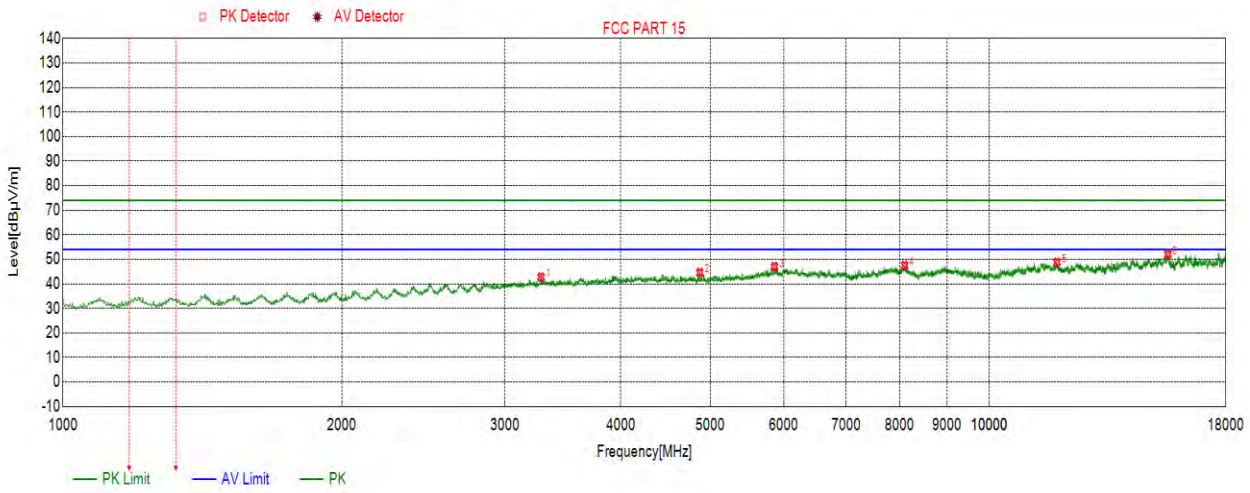

No.	Frequency (MHz)	Result (dBuV/m)	Limit (Peak) (dBuV/m)	Margin (Peak) (dB)	Limit (Ave) (dBuV/m)	Margin (Ave) (dB)	Remark
1	3281.6282	42.73	74.00	-31.27	54.00	-11.27	peak
2	4869.5870	44.58	74.00	-29.42	54.00	-9.42	peak
3	5862.4862	47.03	74.00	-26.97	54.00	-6.97	peak
4	8103.3103	47.50	74.00	-26.50	54.00	-6.50	peak
5	11830.0830	48.80	74.00	-25.20	54.00	-5.20	peak
6	15587.4587	52.00	74.00	-22.00	54.00	-2.00	peak

Note: 1.If Peak Result complies with AV limit, AV Result is deemed to comply with AV limit.
2. Test setup: RBW: 1 MHz, VBW: 3 MHz, Sweep time: auto.

This report shall not be reproduced except in full, without the written approval of UL Verification Services (Guangzhou) Co., Ltd, Song Shan Lake Branch.

Test Mode	Channel	Polarization	Verdict
11N20SISO	HCH	Vertical	PASS

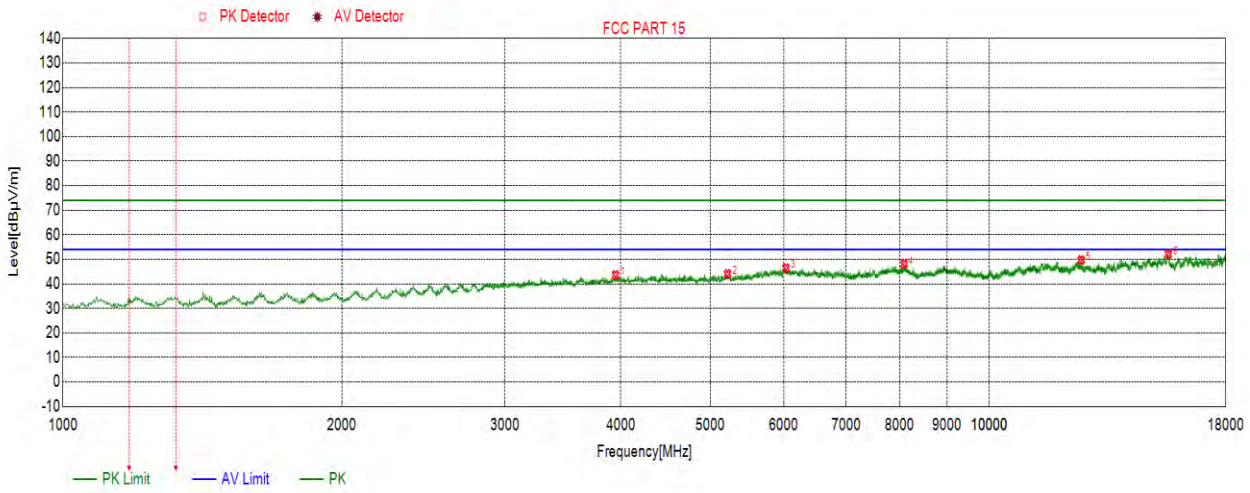

No.	Frequency (MHz)	Result (dBuV/m)	Limit (Peak) (dBuV/m)	Margin (Peak) (dB)	Limit (Ave) (dBuV/m)	Margin (Ave) (dB)	Remark
1	3949.7950	43.62	74.00	-30.38	54.00	-10.38	peak
2	5218.1218	44.07	74.00	-29.93	54.00	-9.93	peak
3	6032.5033	46.43	74.00	-27.57	54.00	-7.57	peak
4	8091.4091	48.11	74.00	-25.89	54.00	-5.89	peak
5	12564.5565	49.69	74.00	-24.31	54.00	-4.31	peak
6	15606.1606	52.09	74.00	-21.91	54.00	-1.91	peak

Note: 1.If Peak Result complies with AV limit, AV Result is deemed to comply with AV limit.
2. Test setup: RBW: 1 MHz, VBW: 3 MHz, Sweep time: auto.

This report shall not be reproduced except in full, without the written approval of UL Verification Services (Guangzhou) Co., Ltd, Song Shan Lake Branch.

Test Mode	Channel	Polarization	Verdict
11N40SISO	LCH	Horizontal	PASS

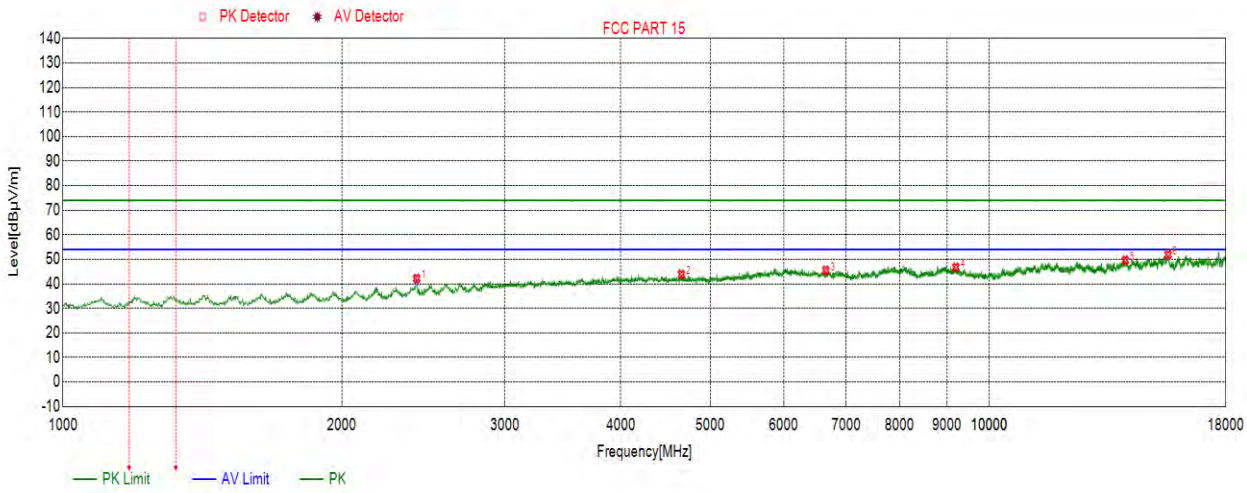

No.	Frequency (MHz)	Result (dBuV/m)	Limit (Peak) (dBuV/m)	Margin (Peak) (dB)	Limit (Ave) (dBuV/m)	Margin (Ave) (dB)	Remark
1	2409.4409	42.14	74.00	-31.86	54.00	-11.86	peak
2	4651.9652	43.86	74.00	-30.14	54.00	-10.14	peak
3	6661.5662	45.47	74.00	-28.53	54.00	-8.53	peak
4	9203.3203	46.71	74.00	-27.29	54.00	-7.29	peak
5	14023.3023	49.62	74.00	-24.38	54.00	-4.38	peak
6	15594.2594	51.87	74.00	-22.13	54.00	-2.13	peak

Note: 1.If Peak Result complies with AV limit, AV Result is deemed to comply with AV limit.
2. Test setup: RBW: 1 MHz, VBW: 3 MHz, Sweep time: auto.

This report shall not be reproduced except in full, without the written approval of UL Verification Services (Guangzhou) Co., Ltd, Song Shan Lake Branch.

Test Mode	Channel	Polarization	Verdict
11N40SISO	LCH	Vertical	PASS

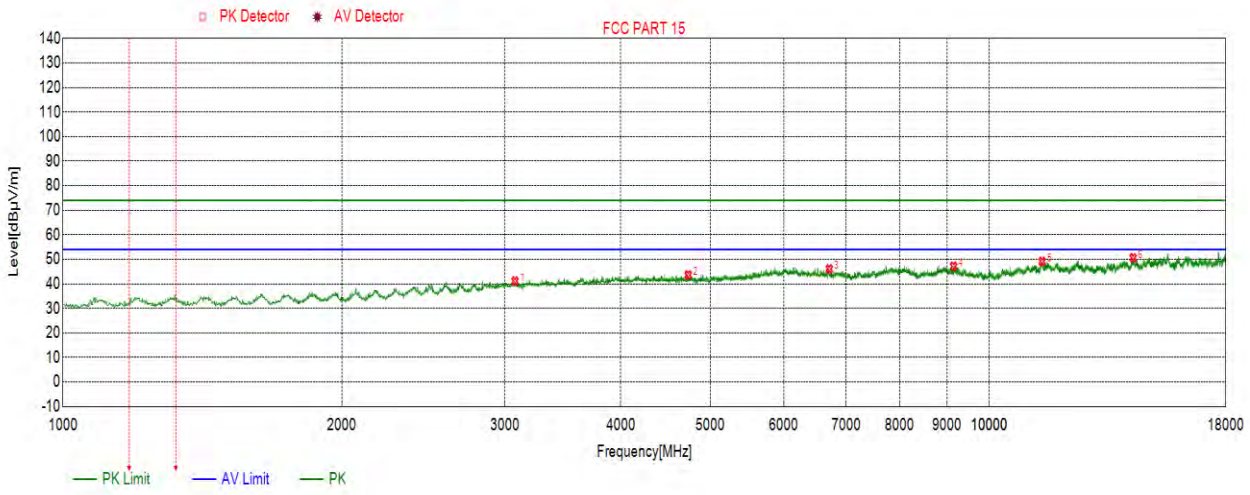

No.	Frequency (MHz)	Result (dBuV/m)	Limit (Peak) (dBuV/m)	Margin (Peak) (dB)	Limit (Ave) (dBuV/m)	Margin (Ave) (dB)	Remark
1	3075.9076	41.12	74.00	-32.88	54.00	-12.88	peak
2	4731.8732	43.62	74.00	-30.38	54.00	-10.38	peak
3	6719.3719	46.07	74.00	-27.93	54.00	-7.93	peak
4	9154.0154	47.15	74.00	-26.85	54.00	-6.85	peak
5	11403.3403	49.13	74.00	-24.87	54.00	-4.87	peak
6	14297.0297	50.61	74.00	-23.39	54.00	-3.39	peak

Note: 1.If Peak Result complies with AV limit, AV Result is deemed to comply with AV limit.
2. Test setup: RBW: 1 MHz, VBW: 3 MHz, Sweep time: auto.

This report shall not be reproduced except in full, without the written approval of UL Verification Services (Guangzhou) Co., Ltd, Song Shan Lake Branch.

Test Mode	Channel	Polarization	Verdict
11N40SISO	MCH	Horizontal	PASS

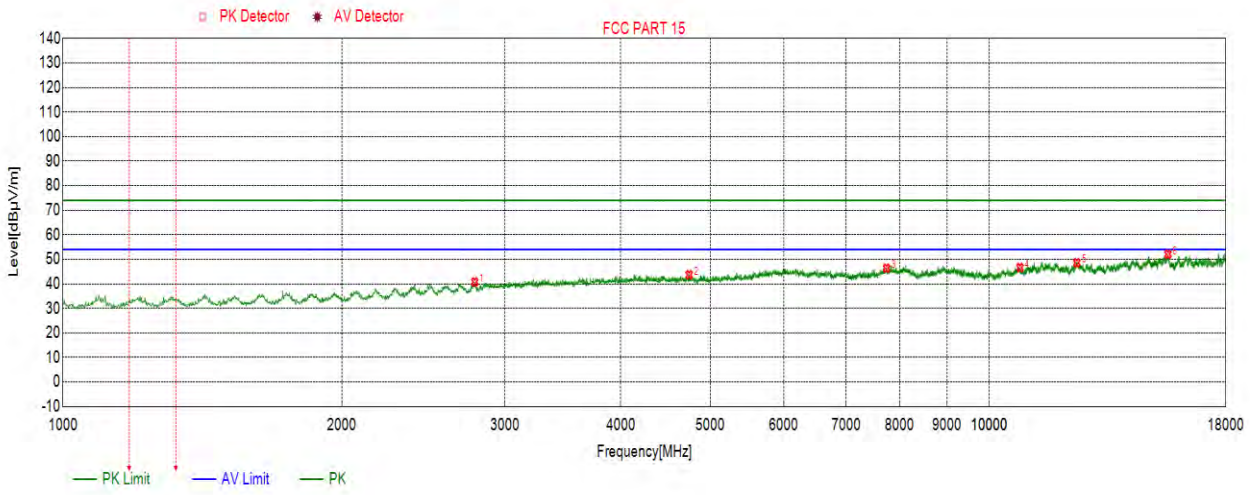

No.	Frequency (MHz)	Result (dBuV/m)	Limit (Peak) (dBuV/m)	Margin (Peak) (dB)	Limit (Ave) (dBuV/m)	Margin (Ave) (dB)	Remark
1	2783.4783	40.78	74.00	-33.22	54.00	-13.22	peak
2	4742.0742	43.76	74.00	-30.24	54.00	-10.24	peak
3	7746.2746	46.39	74.00	-27.61	54.00	-7.61	peak
4	10792.9793	46.63	74.00	-27.37	54.00	-7.37	peak
5	12430.2430	48.59	74.00	-25.41	54.00	-5.41	peak
6	15590.8591	52.08	74.00	-21.92	54.00	-1.92	peak

Note: 1.If Peak Result complies with AV limit, AV Result is deemed to comply with AV limit.
2. Test setup: RBW: 1 MHz, VBW: 3 MHz, Sweep time: auto.

This report shall not be reproduced except in full, without the written approval of UL Verification Services (Guangzhou) Co., Ltd, Song Shan Lake Branch.

Test Mode	Channel	Polarization	Verdict
11N40SISO	MCH	Vertical	PASS

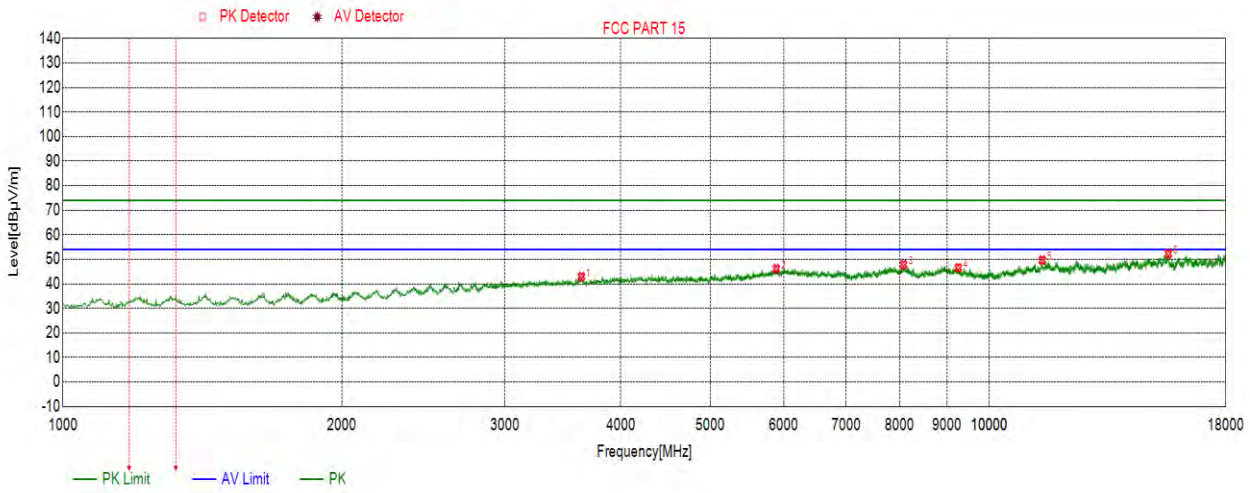

No.	Frequency (MHz)	Result (dBuV/m)	Limit (Peak) (dBuV/m)	Margin (Peak) (dB)	Limit (Ave) (dBuV/m)	Margin (Ave) (dB)	Remark
1	3628.4628	42.90	74.00	-31.10	54.00	-11.10	peak
2	5889.6890	46.13	74.00	-27.87	54.00	-7.87	peak
3	8081.2081	47.83	74.00	-26.17	54.00	-6.17	peak
4	9259.4259	46.53	74.00	-27.47	54.00	-7.47	peak
5	11406.7407	49.68	74.00	-24.32	54.00	-4.32	peak
6	15607.8608	52.23	74.00	-21.77	54.00	-1.77	peak

Note: 1.If Peak Result complies with AV limit, AV Result is deemed to comply with AV limit.
2. Test setup: RBW: 1 MHz, VBW: 3 MHz, Sweep time: auto.

This report shall not be reproduced except in full, without the written approval of UL Verification Services (Guangzhou) Co., Ltd, Song Shan Lake Branch.

Test Mode	Channel	Polarization	Verdict
11N40SISO	HCH	Horizontal	PASS

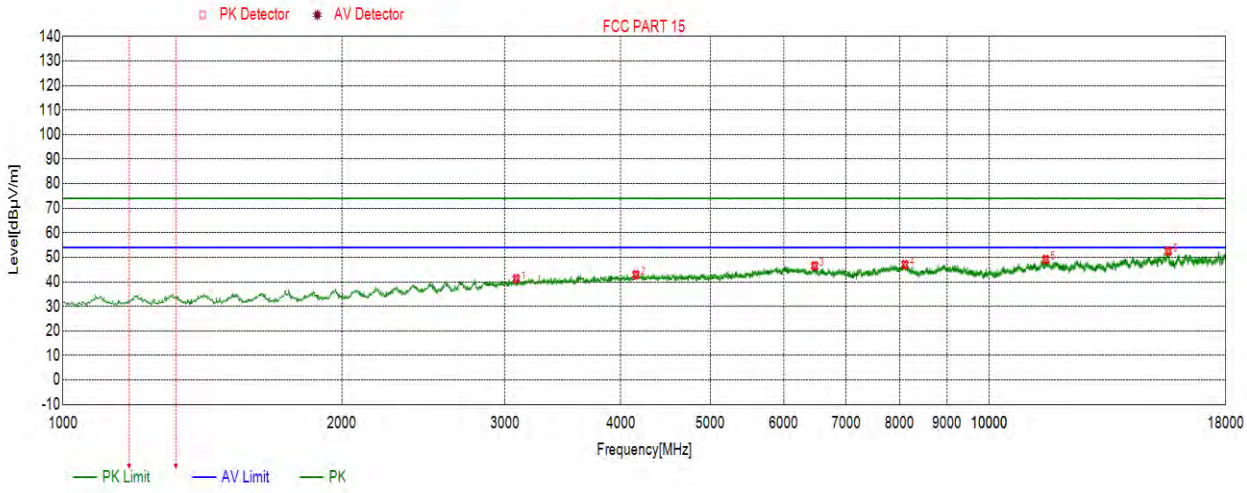

No.	Frequency (MHz)	Result (dBuV/m)	Limit (Peak) (dBuV/m)	Margin (Peak) (dB)	Limit (Ave) (dBuV/m)	Margin (Ave) (dB)	Remark
1	3086.1086	41.25	74.00	-32.75	54.00	-12.75	peak
2	4153.8154	42.89	74.00	-31.11	54.00	-11.11	peak
3	6477.9478	46.51	74.00	-27.49	54.00	-7.49	peak
4	8110.1110	47.02	74.00	-26.98	54.00	-6.98	peak
5	11505.3505	49.11	74.00	-24.89	54.00	-4.89	peak
6	15601.0601	52.49	74.00	-21.51	54.00	-1.51	peak

Note: 1.If Peak Result complies with AV limit, AV Result is deemed to comply with AV limit.
2. Test setup: RBW: 1 MHz, VBW: 3 MHz, Sweep time: auto.

This report shall not be reproduced except in full, without the written approval of UL Verification Services (Guangzhou) Co., Ltd, Song Shan Lake Branch.

Test Mode	Channel	Polarization	Verdict
11N40SISO	HCH	Vertical	PASS

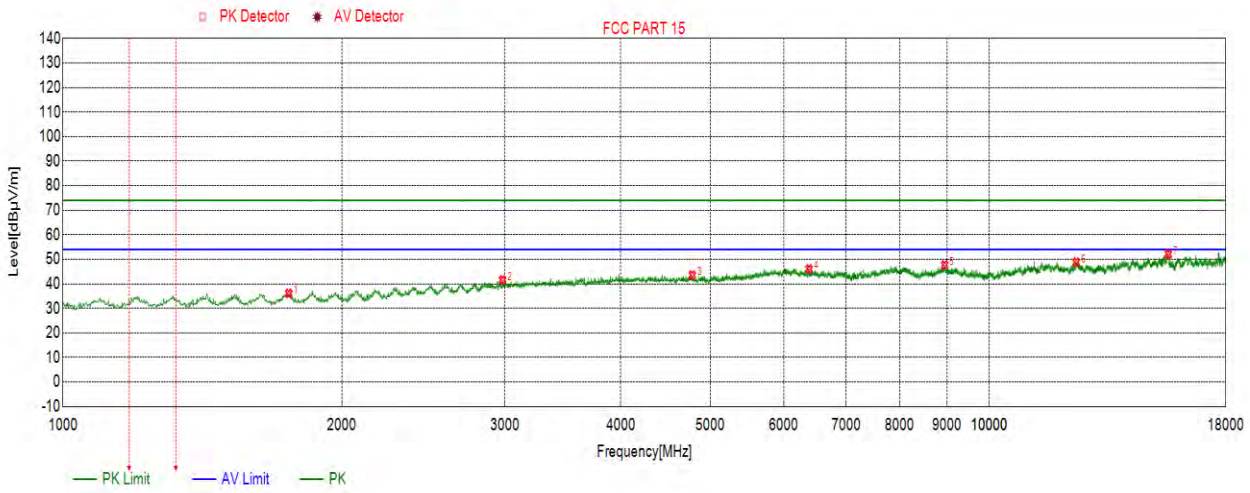

No.	Frequency (MHz)	Result (dBuV/m)	Limit (Peak) (dBuV/m)	Margin (Peak) (dB)	Limit (Ave) (dBuV/m)	Margin (Ave) (dB)	Remark
1	1753.1753	36.08	74.00	-37.92	54.00	-17.92	peak
2	2982.3982	41.58	74.00	-32.42	54.00	-12.42	peak
3	4779.4779	43.55	74.00	-30.45	54.00	-10.45	peak
4	6387.8388	46.07	74.00	-27.93	54.00	-7.93	peak
5	8951.6952	47.67	74.00	-26.33	54.00	-6.33	peak
6	12413.2413	48.84	74.00	-25.16	54.00	-5.16	peak
7	15602.7603	52.13	74.00	-21.87	54.00	-1.87	peak

Note: 1.If Peak Result complies with AV limit, AV Result is deemed to comply with AV limit.
2. Test setup: RBW: 1 MHz, VBW: 3 MHz, Sweep time: auto.

This report shall not be reproduced except in full, without the written approval of UL Verification Services (Guangzhou) Co., Ltd, Song Shan Lake Branch.

6.6.4. SPURIOUS EMISSIONS 18G ~ 26GHz

SPURIOUS EMISSIONS 18GHz TO 26GHz (WORST-CASE CONFIGURATION)

Test Mode	Channel	Polarization	Verdict
11B	LCH	Horizontal	PASS

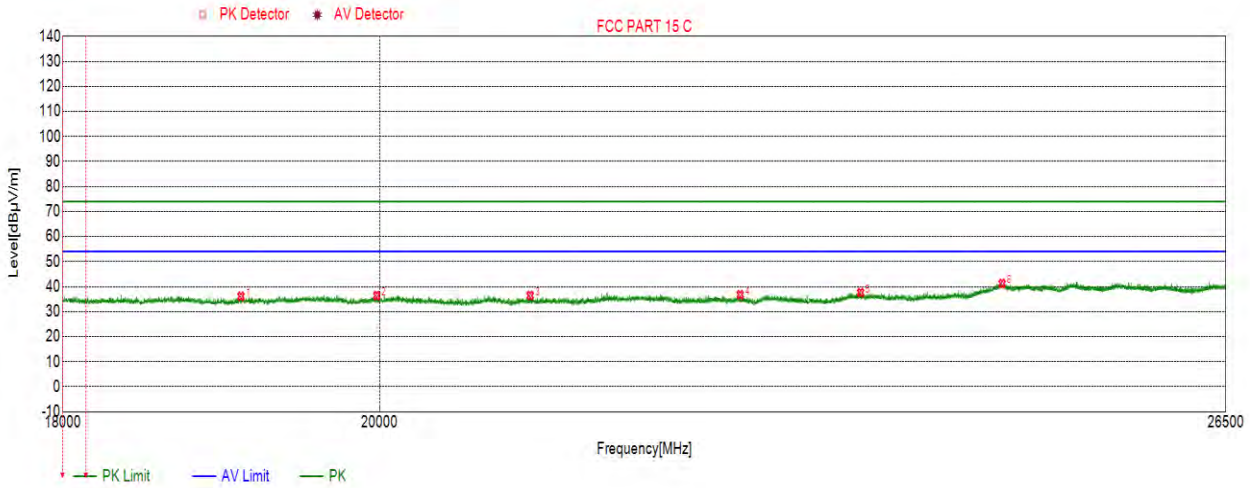

No.	Frequency (MHz)	Result (dBuV /m)	Limit (Peak) (dBuV/m)	Margin (Peak) (dB)	Limit (Ave) (dBuV/m)	Margin (Ave) (dB)	Remark
1	19098.3098	36.09	74.00	-37.91	54.00	-17.91	peak
2	19980.6981	36.40	74.00	-37.60	54.00	-17.60	peak
3	21027.1527	36.44	74.00	-37.56	54.00	-17.56	peak
4	22547.9548	36.76	74.00	-37.24	54.00	-17.24	peak
5	23469.4469	37.57	74.00	-36.43	54.00	-16.43	peak
6	24600.0600	41.22	74.00	-32.78	54.00	-12.78	peak

Note: 1.If Peak Result complies with AV limit, AV Result is deemed to comply with AV limit.
2. Test setup: RBW: 1 MHz, VBW: 3 MHz, Sweep time: auto.

This report shall not be reproduced except in full, without the written approval of UL Verification Services (Guangzhou) Co., Ltd, Song Shan Lake Branch.

Test Mode	Channel	Polarization	Verdict
11B	LCH	Vertical	PASS

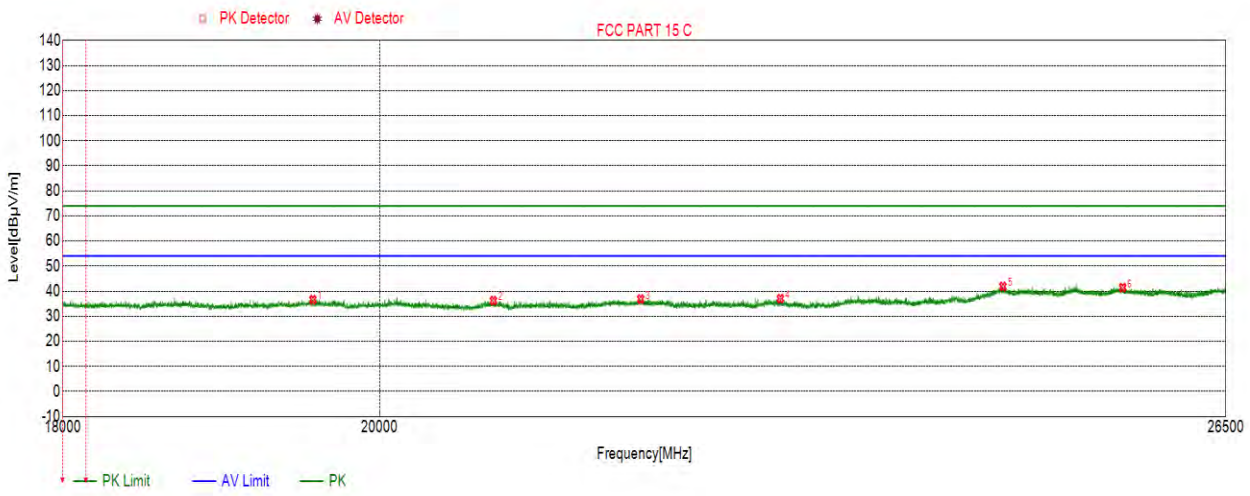

No.	Frequency (MHz)	Result (dBuV /m)	Limit (Peak) (dBuV/m)	Margin (Peak) (dB)	Limit (Ave) (dBuV/m)	Margin (Ave) (dB)	Remark
1	19560.7561	36.60	74.00	-37.40	54.00	-17.40	peak
2	20771.2771	36.21	74.00	-37.79	54.00	-17.79	peak
3	21813.4813	36.83	74.00	-37.17	54.00	-17.17	peak
4	22851.4351	37.03	74.00	-36.97	54.00	-16.97	peak
5	24606.8607	41.86	74.00	-32.14	54.00	-12.14	peak
6	25606.5607	41.39	74.00	-32.61	54.00	-12.61	peak

Note: 1.If Peak Result complies with AV limit, AV Result is deemed to comply with AV limit.
2. Test setup: RBW: 1 MHz, VBW: 3 MHz, Sweep time: auto.

This report shall not be reproduced except in full, without the written approval of UL Verification Services (Guangzhou) Co., Ltd, Song Shan Lake Branch.

6.6.5. SPURIOUS EMISSIONS 30M ~ 1GHz

SPURIOUS EMISSIONS 30 TO 1000 MHz (WORST-CASE CONFIGURATION)

Test Mode	Channel	Polarization	Verdict
11B	LCH	Horizontal	PASS

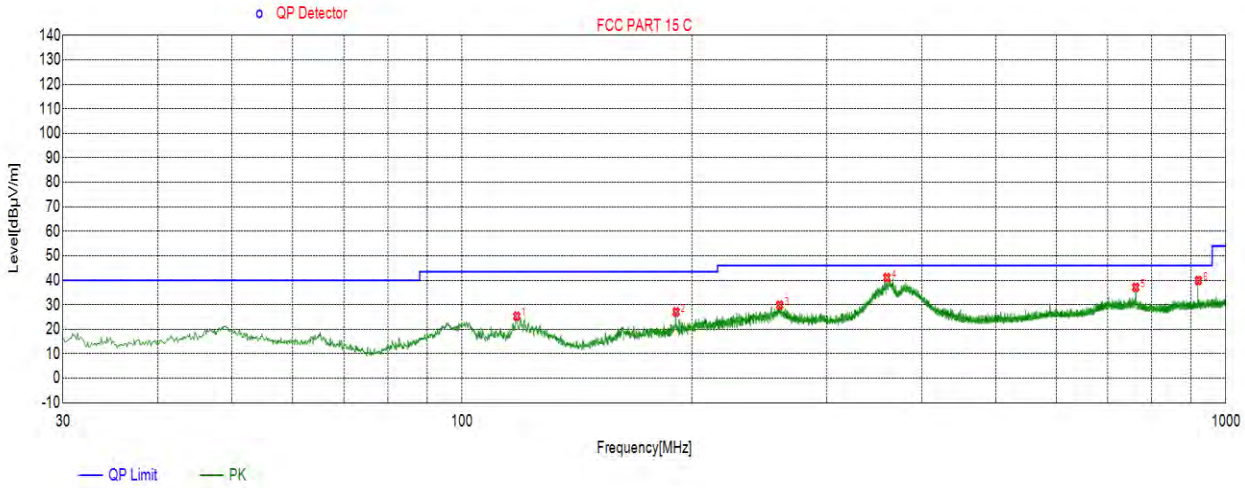

No.	Frequency (MHz)	Result (dBuV/m)	Limit (dBuV/m)	Margin (dB)	Remark
1	117.8908	25.34	43.50	-18.16	QP
2	190.6481	27.08	43.50	-16.42	QP
3	260.4951	29.86	46.00	-16.14	QP
4	359.8330	41.08	46.00	-4.92	QP
5	762.2292	37.13	46.00	-8.87	QP
6	920.6461	39.93	46.00	-6.07	QP

Note: 1. If Peak Result complies with QP limit, QP Result is deemed to comply with QP limit.
2. Test setup: RBW: 120 kHz, VBW: 300 kHz, Sweep time: auto.

This report shall not be reproduced except in full, without the written approval of UL Verification Services (Guangzhou) Co., Ltd, Song Shan Lake Branch.

Test Mode	Channel	Polarization	Verdict
11B	LCH	Vertical	PASS

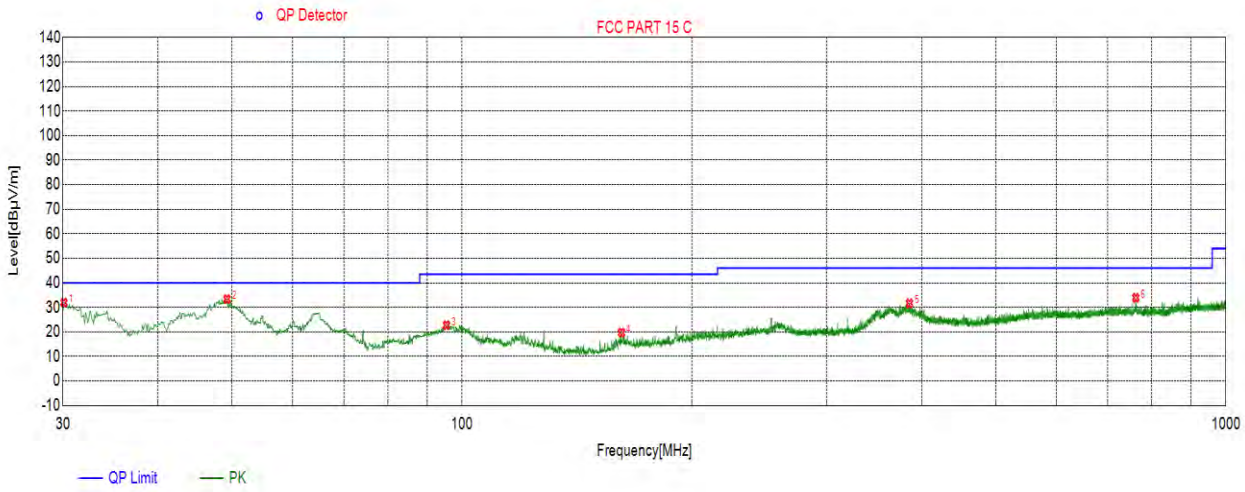

No.	Frequency (MHz)	Result (dBuV/m)	Limit (dBuV/m)	Margin (dB)	Remark
1	30.0970	31.94	40.00	-8.06	QP
2	49.2079	33.40	40.00	-6.60	QP
3	95.3845	22.74	43.50	-20.76	QP
4	161.6422	19.75	43.50	-23.75	QP
5	385.3465	31.64	46.00	-14.36	QP
6	762.3262	33.90	46.00	-12.10	QP

Note: 1. If Peak Result complies with QP limit, QP Result is deemed to comply with QP limit.
2. Test setup: RBW: 120 kHz, VBW: 300 kHz, Sweep time: auto.

This report shall not be reproduced except in full, without the written approval of UL Verification Services (Guangzhou) Co., Ltd, Song Shan Lake Branch.

6.6.6. SPURIOUS EMISSIONS BELOW 30M

SPURIOUS EMISSIONS Below 30MHz (WORST-CASE CONFIGURATION)

Test Mode	Channel	Frequency Range	Verdict
11B	LCH	9KHz~150KHz	PASS

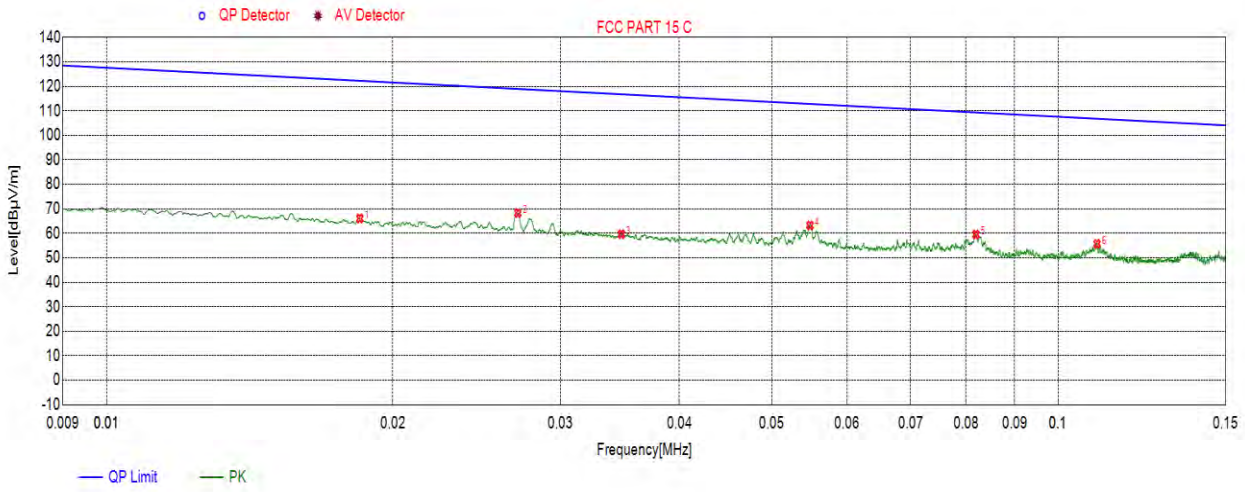

No.	Frequency (KHz)	Result (dBuV/m)	Limit (dBuV/m)	Margin (dB)	Remark
1	0.0185	66.08	122.24	-56.16	Peak
2	0.0271	68.27	118.94	-50.67	Peak
3	0.0348	59.63	116.76	-57.13	Peak
4	0.0549	63.23	112.80	-49.57	Peak
5	0.0820	59.54	109.32	-49.78	Peak
6	0.1099	55.69	106.78	-51.09	Peak

Note: 1.If Peak Result complies with AV and QP limit, AV and QP Result are deemed to comply with AV limit.

This report shall not be reproduced except in full, without the written approval of UL Verification Services (Guangzhou) Co., Ltd, Song Shan Lake Branch.

Test Mode	Channel	Frequency Range	Verdict
11B	LCH	150KHz~30MHz	PASS

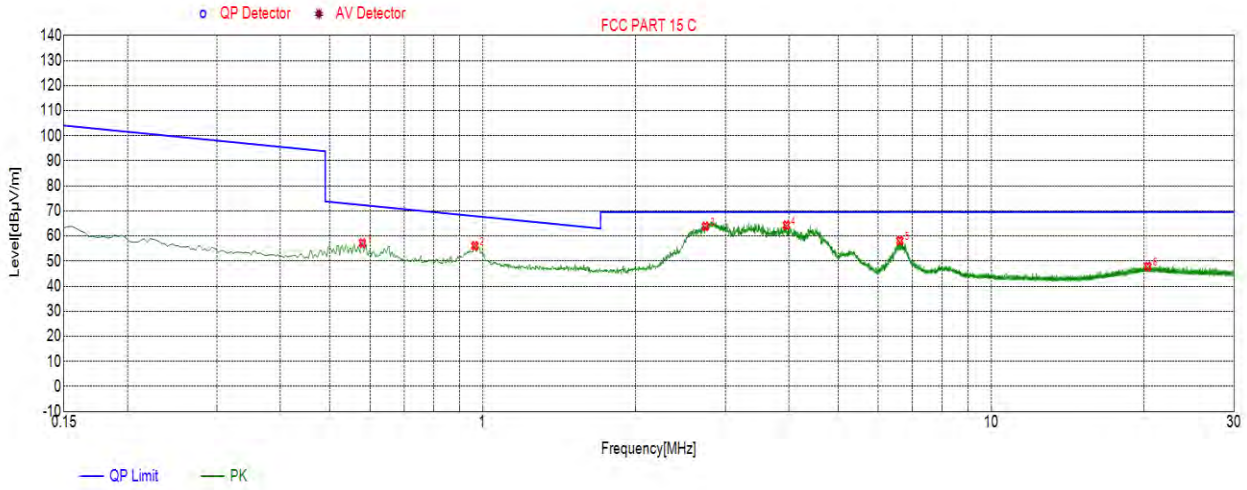

No.	Frequency (MHz)	Result (dBuV/m)	Limit (dBuV/m)	Margin (dB)	Remark
1	0.5799	57.17	72.34	-15.17	Peak
2	0.9650	56.06	67.93	-11.87	Peak
3	2.7412	63.82	69.50	-5.68	Peak
4	3.9563	64.30	69.50	-5.20	Peak
5	6.6132	58.15	69.50	-11.35	Peak
6	20.3366	47.86	69.50	-21.64	Peak

Note: 1.If Peak Result complies with AV and QP limit, AV and QP Result are deemed to comply with AV limit.

This report shall not be reproduced except in full, without the written approval of UL Verification Services (Guangzhou) Co., Ltd, Song Shan Lake Branch.

7. AC POWER LINE CONDUCTED EMISSIONS

LIMITS

Please refer to FCC §15.207 (a)

FREQUENCY (MHz)	Class A (dBuV)		Class B (dBuV)	
	Quasi-peak	Average	Quasi-peak	Average
0.15 -0.5	79.00	66.00	66 - 56 *	56 - 46 *
0.50 -5.0	73.00	60.00	56.00	46.00
5.0 -30.0	73.00	60.00	60.00	50.00

TEST SETUP AND PROCEDURE

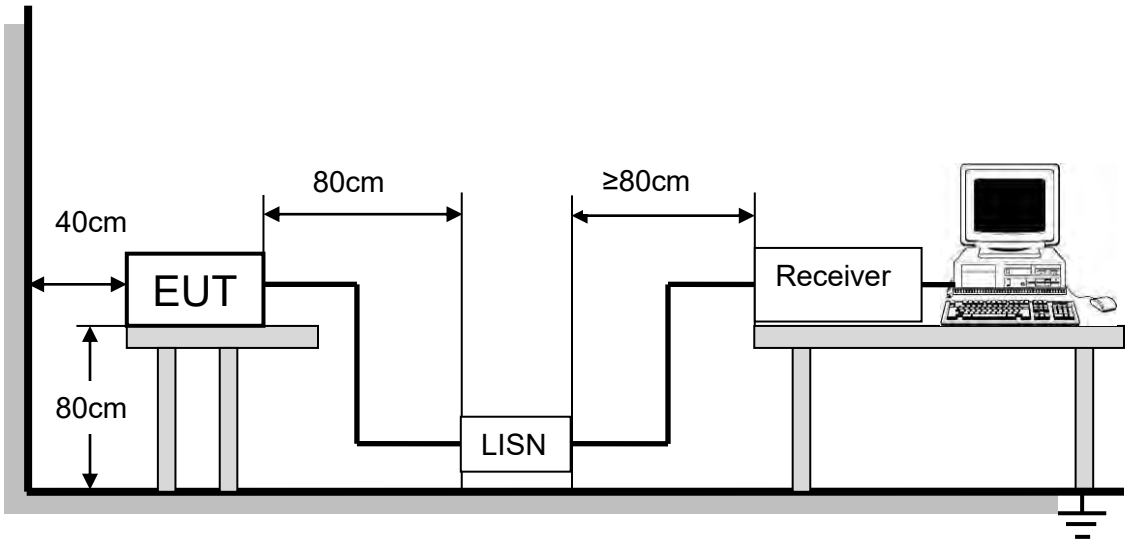

The EUT is put on a table of non-conducting material that is 80cm high. The vertical conducting wall of shielding is located 40cm to the rear of the EUT. The power line of the EUT is connected to the AC mains through a Artificial Mains Network (A.M.N.). A EMI Measurement Receiver (R&S Test Receiver ESR3) is used to test the emissions from both sides of AC line. According to the requirements in Section 6.2 of ANSI C63.10-2013.Conducted emissions from the EUT measured in the frequency range between 0.15 MHz and 30MHz using CISPR Quasi-Peak and average detector mode. The bandwidth of EMI test receiver is set at 9kHz.

The arrangement of the equipment is installed to meet the standards and operating in a manner, which tends to maximize its emission characteristics in a normal application.

This report shall not be reproduced except in full, without the written approval of UL Verification Services (Guangzhou) Co., Ltd, Song Shan Lake Branch.

Test Result Table:
1) For 9KHz-30MHz (worst case)

Test Mode	Channel	Puw(dBm)	Verdict
11B	LCH	<Limit	PASS

TEST RESULTS (WORST-CASE CONFIGURATION)

For L:

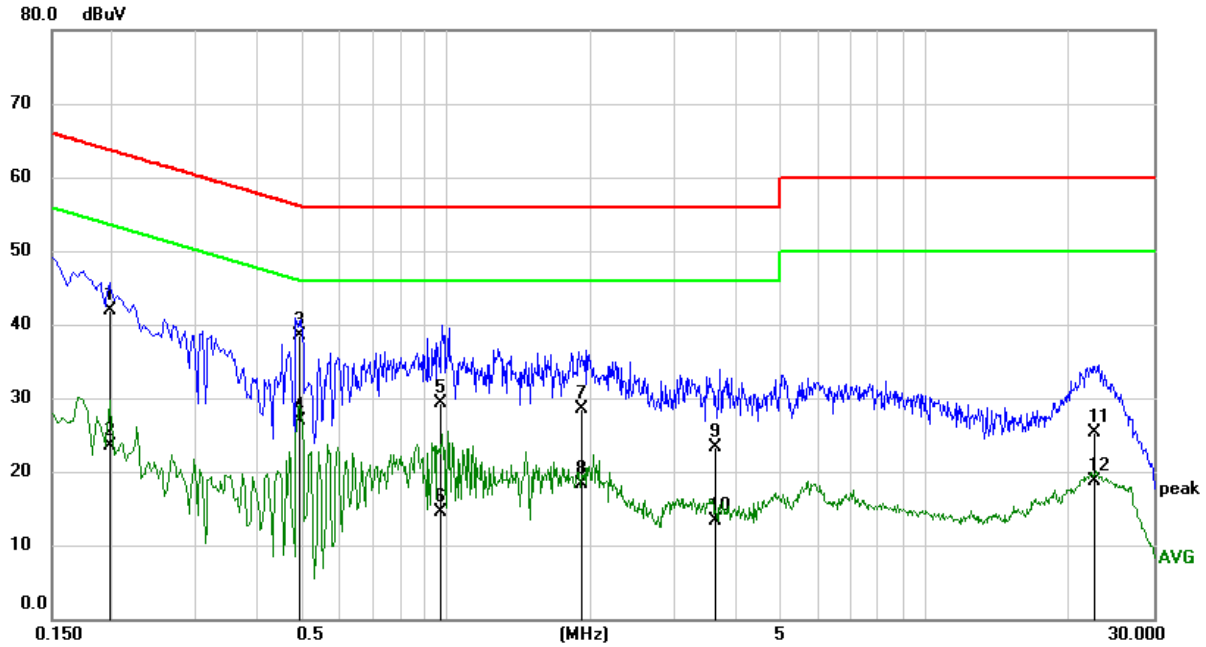

No.	Frequency (MHz)	Reading (dBuV)	Correct (dB)	Result (dBuV)	Limit (dBuV)	Margin (dB)	Remark
1	0.1983	32.18	9.63	41.81	63.68	-21.87	QP
2	0.1983	13.90	9.63	23.53	53.68	-30.15	AVG
3	0.4907	28.90	9.63	38.53	56.16	-17.63	QP
4	0.4907	17.29	9.63	26.92	46.16	-19.24	AVG
5	0.9751	19.65	9.64	29.29	56.00	-26.71	QP
6	0.9751	4.88	9.64	14.52	46.00	-31.48	AVG
7	1.9134	18.87	9.66	28.53	56.00	-27.47	QP
8	1.9134	8.64	9.66	18.30	46.00	-27.70	AVG
9	3.6408	13.62	9.69	23.31	56.00	-32.69	QP
10	3.6408	3.70	9.69	13.39	46.00	-32.61	AVG
11	22.6944	15.32	9.89	25.21	60.00	-34.79	QP
12	22.6944	8.75	9.89	18.64	50.00	-31.36	AVG

Note: 1. If QP Result complies with AV limit, AV Result is deemed to comply with AV limit.
2. Test setup: RBW: 200 Hz (9 kHz—150 kHz), 9 kHz (150 kHz—30 MHz).
3. Step size: 80Hz (0.009MHz-0.15MHz), 4 kHz (0.15MHz-30MHz), Scan time: auto.

This report shall not be reproduced except in full, without the written approval of UL Verification Services (Guangzhou) Co., Ltd, Song Shan Lake Branch.

For N:

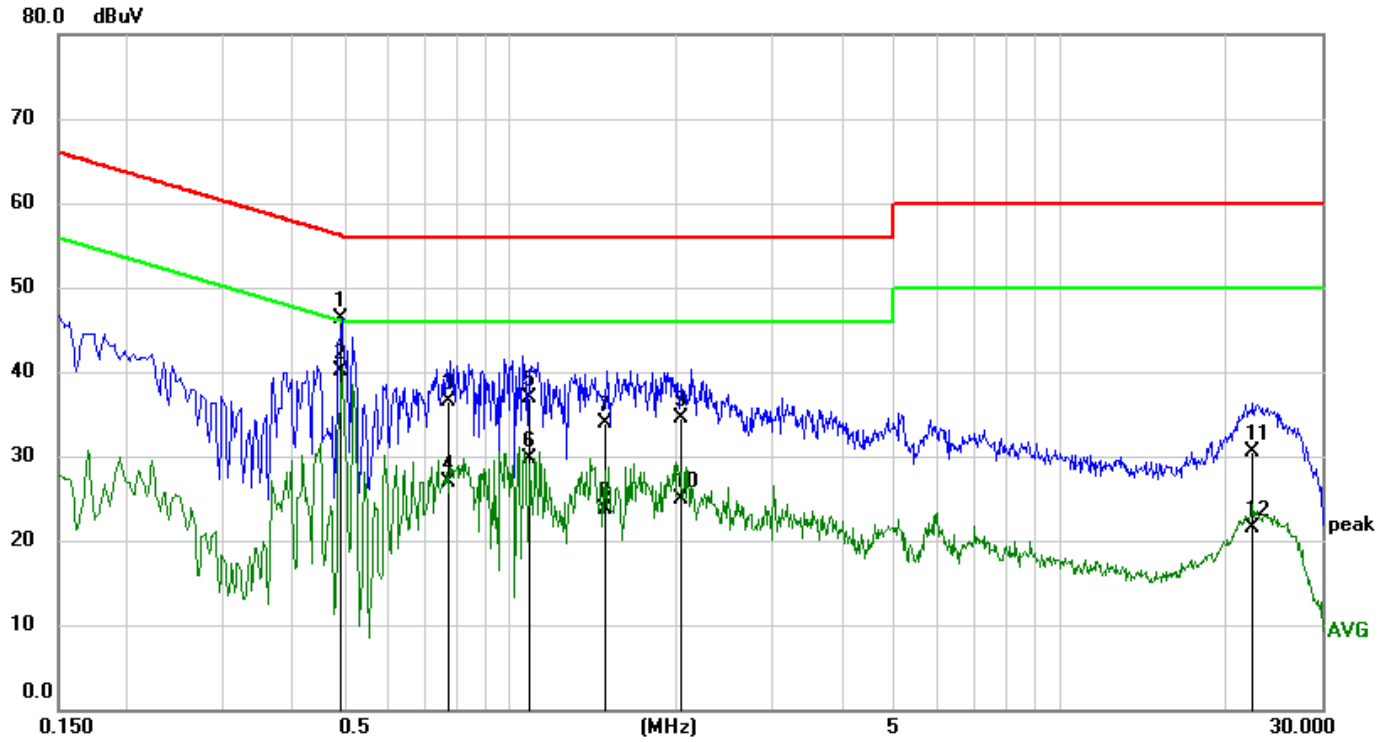

No.	Frequency (MHz)	Reading (dBuV)	Correct (dB)	Result (dBuV)	Limit (dBuV)	Margin (dB)	Remark
1	0.4898	36.72	9.63	46.35	56.17	-9.82	QP
2	0.4898	30.40	9.63	40.03	46.17	-6.14	AVG
3	0.7714	26.97	9.63	36.60	56.00	-19.40	QP
4	0.7714	17.21	9.63	26.84	46.00	-19.16	AVG
5	1.0832	27.28	9.63	36.91	56.00	-19.09	QP
6	1.0832	20.15	9.63	29.78	46.00	-16.22	AVG
7	1.4830	24.19	9.64	33.83	56.00	-22.17	QP
8	1.4830	14.12	9.64	23.76	46.00	-22.24	AVG
9	2.0509	24.93	9.65	34.58	56.00	-21.42	QP
10	2.0509	15.20	9.65	24.85	46.00	-21.15	AVG
11	22.4375	20.61	9.92	30.53	60.00	-29.47	QP
12	22.4375	11.58	9.92	21.50	50.00	-28.50	AVG

Note: 1. If QP Result complies with AV limit, AV Result is deemed to comply with AV limit.
2. Test setup: RBW: 200 Hz (9 kHz—150 kHz), 9 kHz (150 kHz—30 MHz).
3. Step size: 80Hz (0.009MHz-0.15MHz), 4 kHz (0.15MHz-30MHz), Scan time: auto.

This report shall not be reproduced except in full, without the written approval of UL Verification Services (Guangzhou) Co., Ltd, Song Shan Lake Branch.

8. ANTENNA REQUIREMENTS

APPLICABLE REQUIREMENTS

Please refer to FCC §15.203
An intentional radiator shall be designed to ensure that no antenna other than that furnished by the responsible party shall be used with the device. The use of a permanently attached antenna or of an antenna that uses a unique coupling to the intentional radiator shall be considered sufficient to comply with the provisions of this section. The manufacturer may design the unit so that a broken antenna can be replaced by the user, but the use of a standard antenna jack or electrical connector is prohibited.

Please refer to FCC §15.247(b)(4)
The conducted output power limit specified in paragraph (b) of this section is based on the use of antennas with directional gains that do not exceed 6 dBi. Except as shown in paragraph (c) of this section, if transmitting antennas of directional gain greater than 6 dBi are used, the conducted output power from the intentional radiator shall be reduced below the stated values in paragraphs (b)(1), (b)(2), and (b)(3) of this section, as appropriate, by the amount in dB that the directional gain of the antenna exceeds 6 dBi.

ANTENNA CONNECTOR

EUT has two Dipole Antennas with a Dipole Antenna

ANTENNA GAIN

The antenna gain of EUT is less than 6 dBi.

END OF REPORT

This report shall not be reproduced except in full, without the written approval of UL Verification Services (Guangzhou) Co., Ltd, Song Shan Lake Branch.