802.11g CHANNEL 6

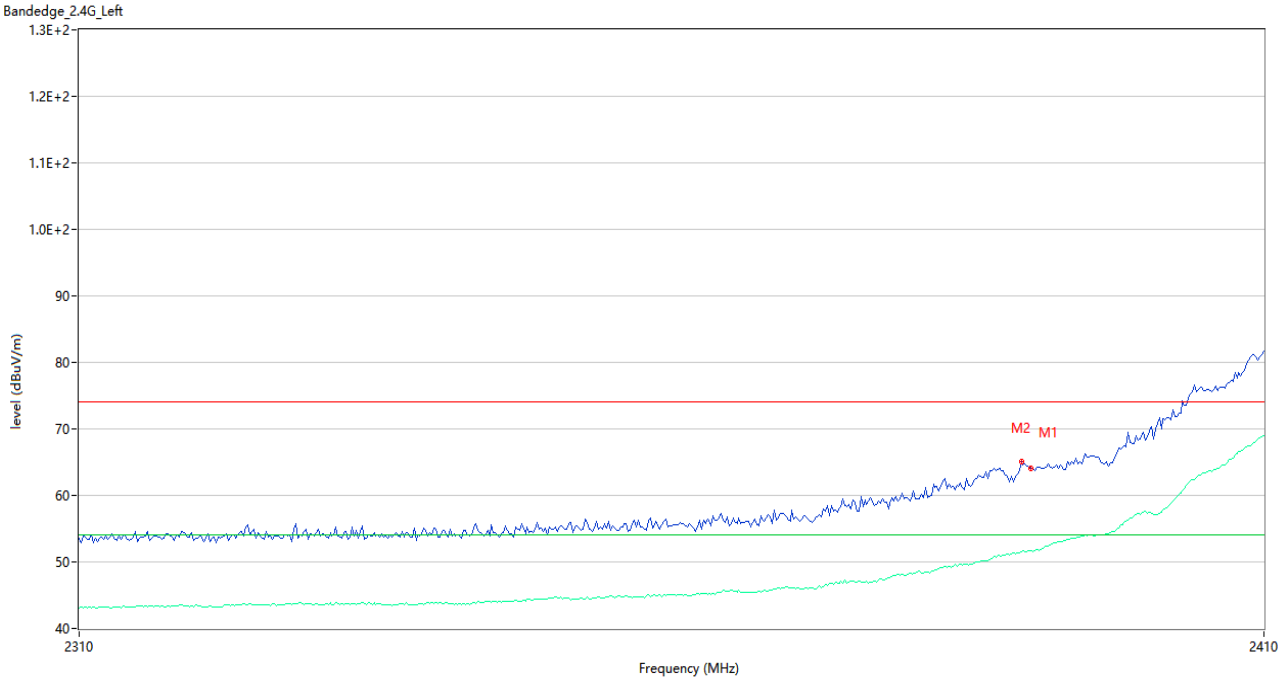

No.	Frequency (MHz)	Results (dBuV/m)	Factor (dB)	Limit (dBuV/m)	Over Limit (dB)	Detector	Table (Degree)	Height (cm)	Antenna	Verdict
1	2390.000	64.00	-1.85	74.0	-10.00	Peak	4.00	150	Vertical	Pass
1**	2390.000	51.67	-1.85	54.0	-2.33	AV	4.00	150	Vertical	Pass
2	2389.167	65.13	-1.81	74.0	-8.87	Peak	6.00	150	Vertical	Pass
2**	2389.167	51.54	-1.81	54.0	-2.46	AV	6.00	150	Vertical	Pass

802.11g CHANNEL 6

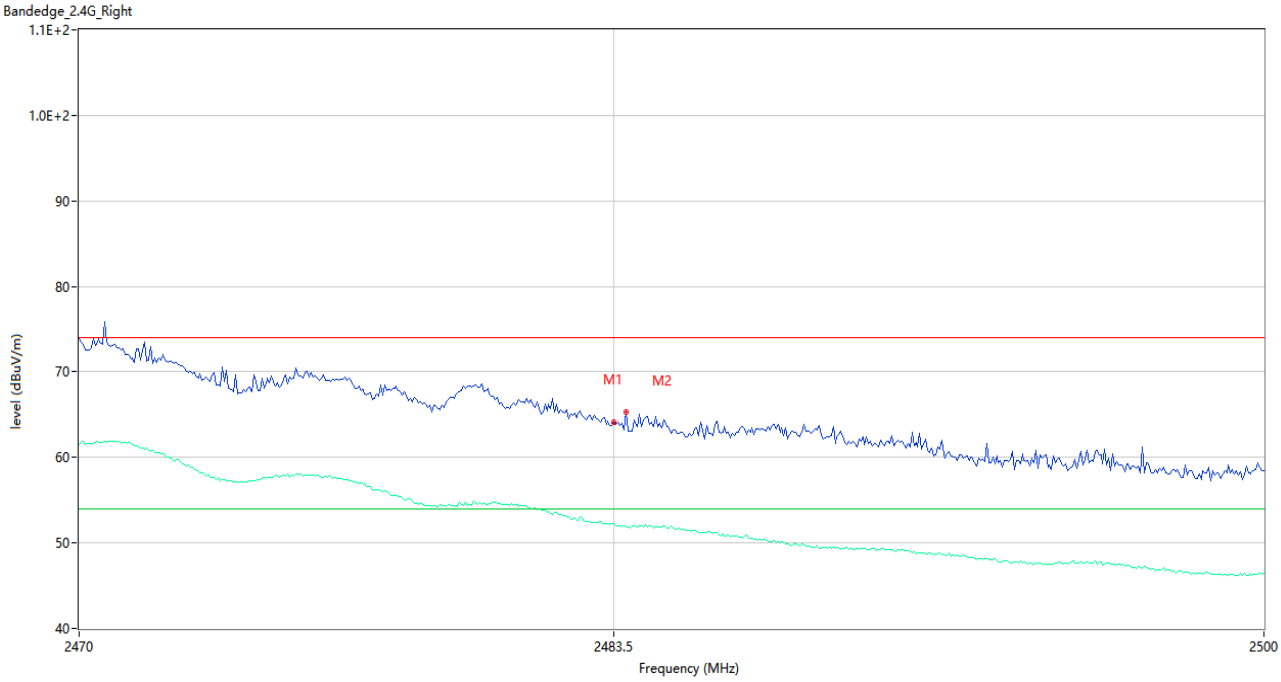

No.	Frequency (MHz)	Results (dBuV/m)	Factor (dB)	Limit (dBuV/m)	Over Limit (dB)	Detector	Table (Degree)	Height (cm)	Antenna	Verdict
1	2483.500	64.10	-1.28	74.0	-9.90	Peak	4.00	150	Vertical	Pass
1**	2483.500	52.22	-1.28	54.0	-1.78	AV	4.00	150	Vertical	Pass
2	2483.800	65.38	-1.28	74.0	-8.62	Peak	15.00	150	Vertical	Pass
2**	2483.800	51.88	-1.28	54.0	-2.12	AV	15.00	150	Vertical	Pass

802.11g CHANNEL 7

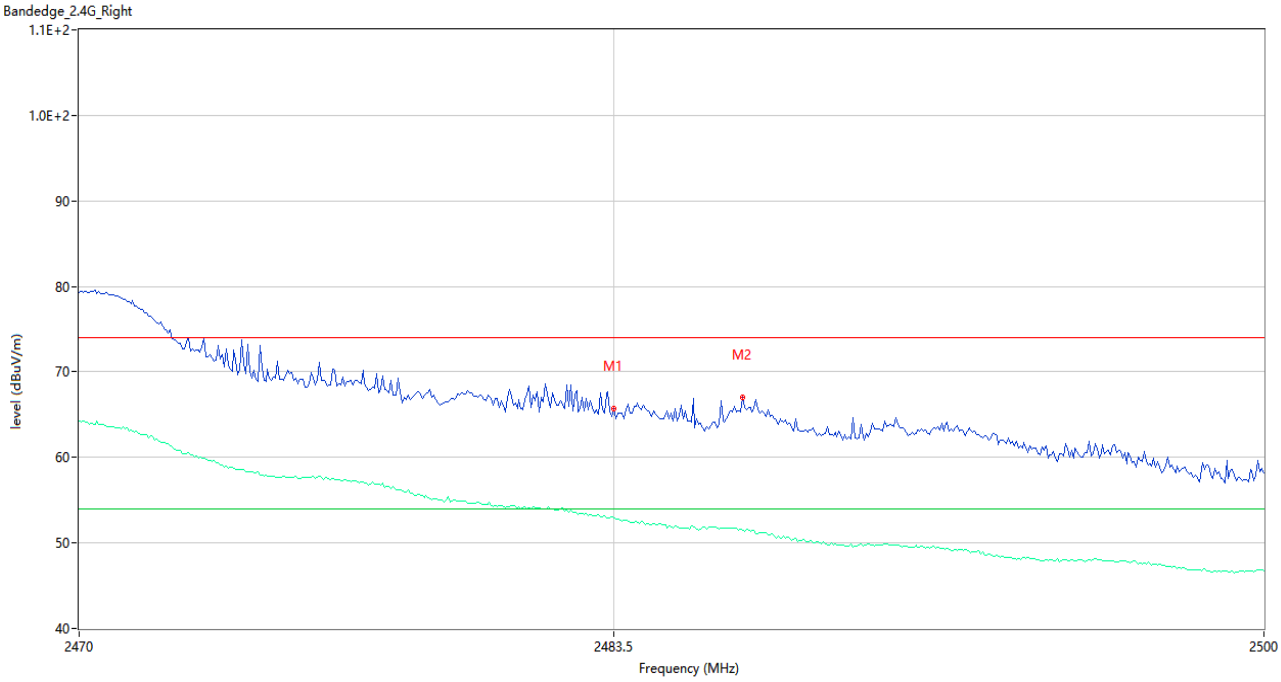

No.	Frequency (MHz)	Results (dBuV/m)	Factor (dB)	Limit (dBuV/m)	Over Limit (dB)	Detector	Table (Degree)	Height (cm)	Antenna	Verdict
1	2483.500	65.71	-1.28	74.0	-8.29	Peak	3.00	150	Vertical	Pass
1**	2483.500	52.85	-1.28	54.0	-1.15	AV	3.00	150	Vertical	Pass
2	2486.750	67.00	-1.39	74.0	-7.00	Peak	9.00	150	Vertical	Pass
2**	2486.750	51.50	-1.39	54.0	-2.50	AV	9.00	150	Vertical	Pass

802.11g CHANNEL 8

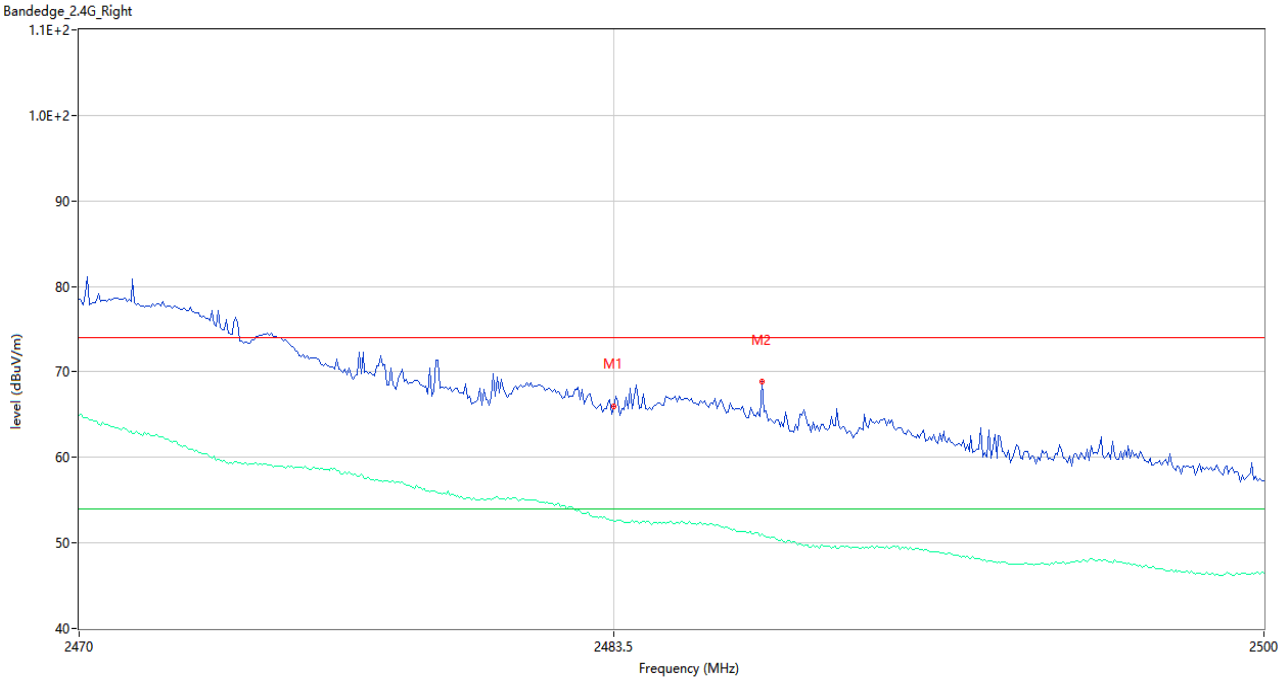

No.	Frequency (MHz)	Results (dBuV/m)	Factor (dB)	Limit (dBuV/m)	Over Limit (dB)	Detector	Table (Degree)	Height (cm)	Antenna	Verdict
1	2483.500	66.00	-1.28	74.0	-8.00	Peak	3.00	150	Vertical	Pass
1**	2483.500	52.53	-1.28	54.0	-1.47	AV	3.00	150	Vertical	Pass
2	2487.250	68.80	-1.42	74.0	-5.20	Peak	5.00	150	Vertical	Pass
2**	2487.250	51.10	-1.42	54.0	-2.90	AV	5.00	150	Vertical	Pass

802.11g CHANNEL 9

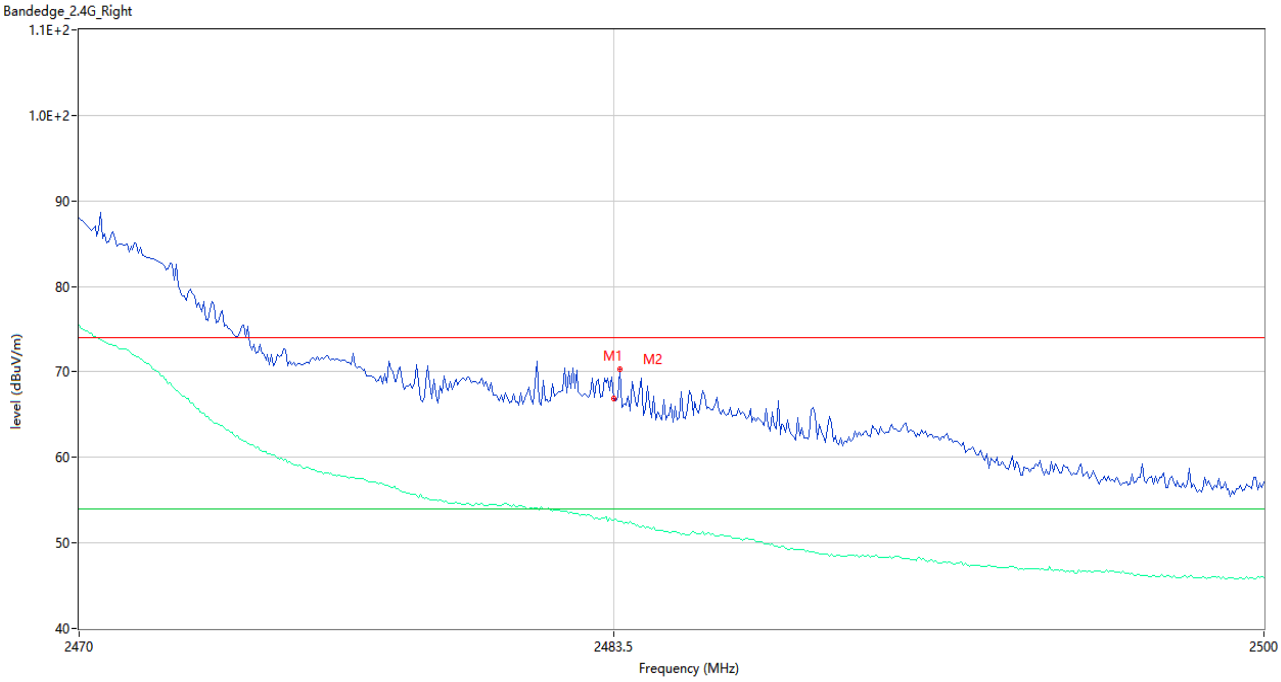

No.	Frequency (MHz)	Results (dBuV/m)	Factor (dB)	Limit (dBuV/m)	Over Limit (dB)	Detector	Table (Degree)	Height (cm)	Antenna	Verdict
1	2483.500	66.93	-1.28	74.0	-7.07	Peak	9.00	150	Vertical	Pass
1**	2483.500	52.71	-1.28	54.0	-1.29	AV	9.00	150	Vertical	Pass
2	2483.650	70.28	-1.28	74.0	-3.72	Peak	11.00	150	Vertical	Pass
2**	2483.650	52.51	-1.28	54.0	-1.49	AV	11.00	150	Vertical	Pass

802.11g CHANNEL 10

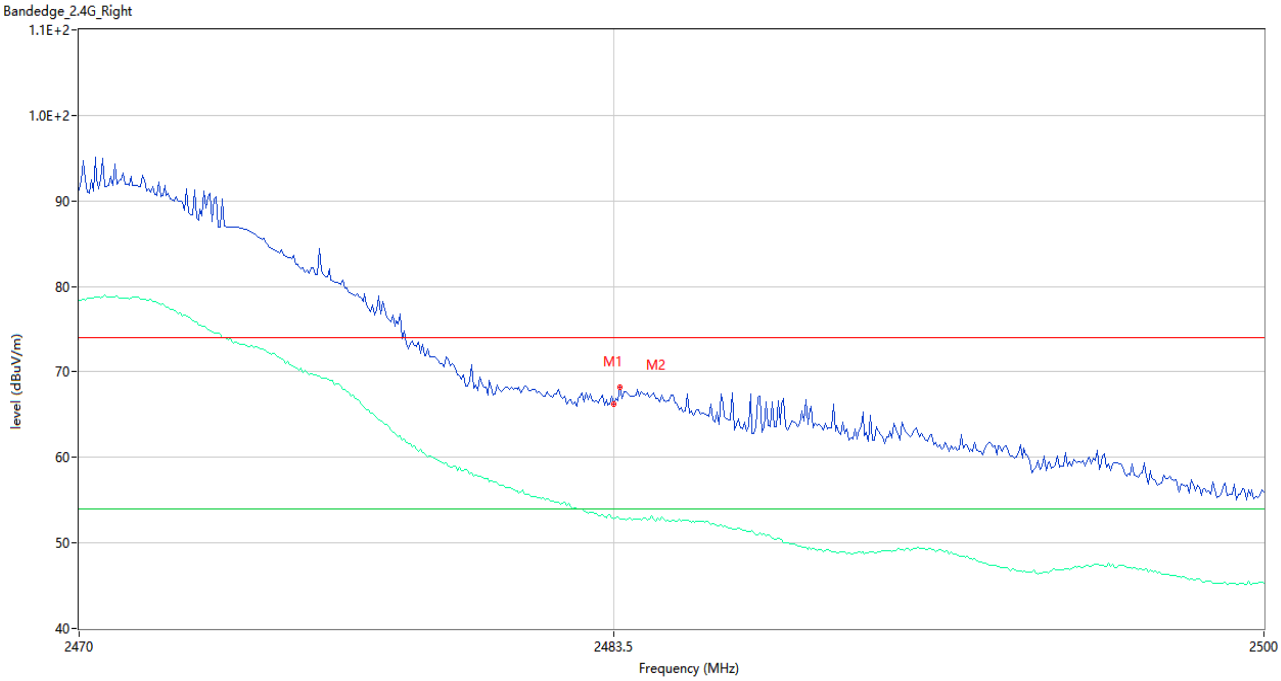

No.	Frequency (MHz)	Results (dBuV/m)	Factor (dB)	Limit (dBuV/m)	Over Limit (dB)	Detector	Table (Degree)	Height (cm)	Antenna	Verdict
1	2483.500	66.21	-1.28	74.0	-7.79	Peak	6.00	150	Vertical	Pass
1**	2483.500	52.83	-1.28	54.0	-1.17	AV	6.00	150	Vertical	Pass
2	2483.650	68.17	-1.28	74.0	-5.83	Peak	12.00	150	Vertical	Pass
2**	2483.650	52.85	-1.28	54.0	-1.15	AV	12.00	150	Vertical	Pass

802.11g CHANNEL 11

No.	Frequency (MHz)	Results (dBuV/m)	Factor (dB)	Limit (dBuV/m)	Over Limit (dB)	Detector	Table (Degree)	Height (cm)	Antenna	Verdict
1	2483.500	65.91	-1.28	74.0	-8.09	Peak	14.00	150	Vertical	Pass
1**	2483.500	51.08	-1.28	54.0	-2.92	AV	14.00	150	Vertical	Pass
2	2484.600	66.39	-1.30	74.0	-7.61	Peak	13.00	150	Vertical	Pass
2**	2484.600	52.14	-1.30	54.0	-1.86	AV	13.00	150	Vertical	Pass

802.11n-20 CHANNEL 1

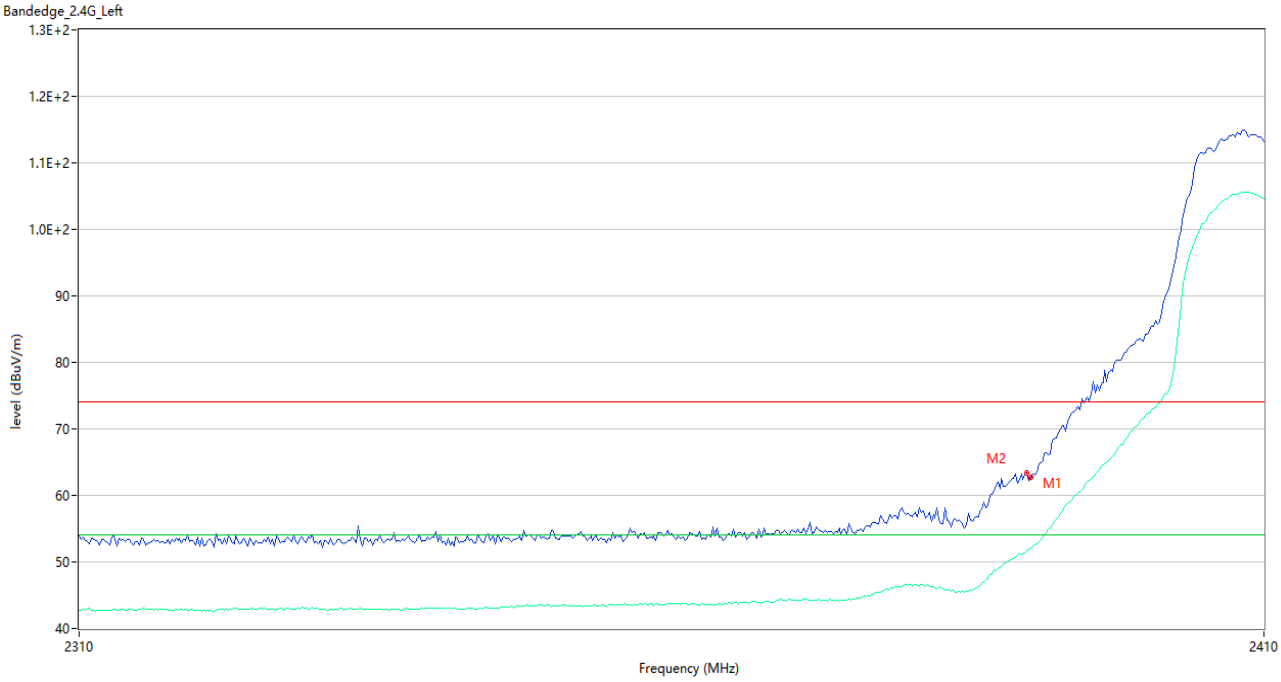

No.	Frequency (MHz)	Results (dBuV/m)	Factor (dB)	Limit (dBuV/m)	Over Limit (dB)	Detector	Table (Degree)	Height (cm)	Antenna	Verdict
1	2390.000	62.77	-1.85	74.0	-11.23	Peak	15.00	150	Vertical	Pass
1**	2390.000	52.01	-1.85	54.0	-1.99	AV	15.00	150	Vertical	Pass
2	2389.667	63.39	-1.84	74.0	-10.61	Peak	8.00	150	Vertical	Pass
2**	2389.667	51.69	-1.84	54.0	-2.31	AV	8.00	150	Vertical	Pass

802.11n-20 CHANNEL 2

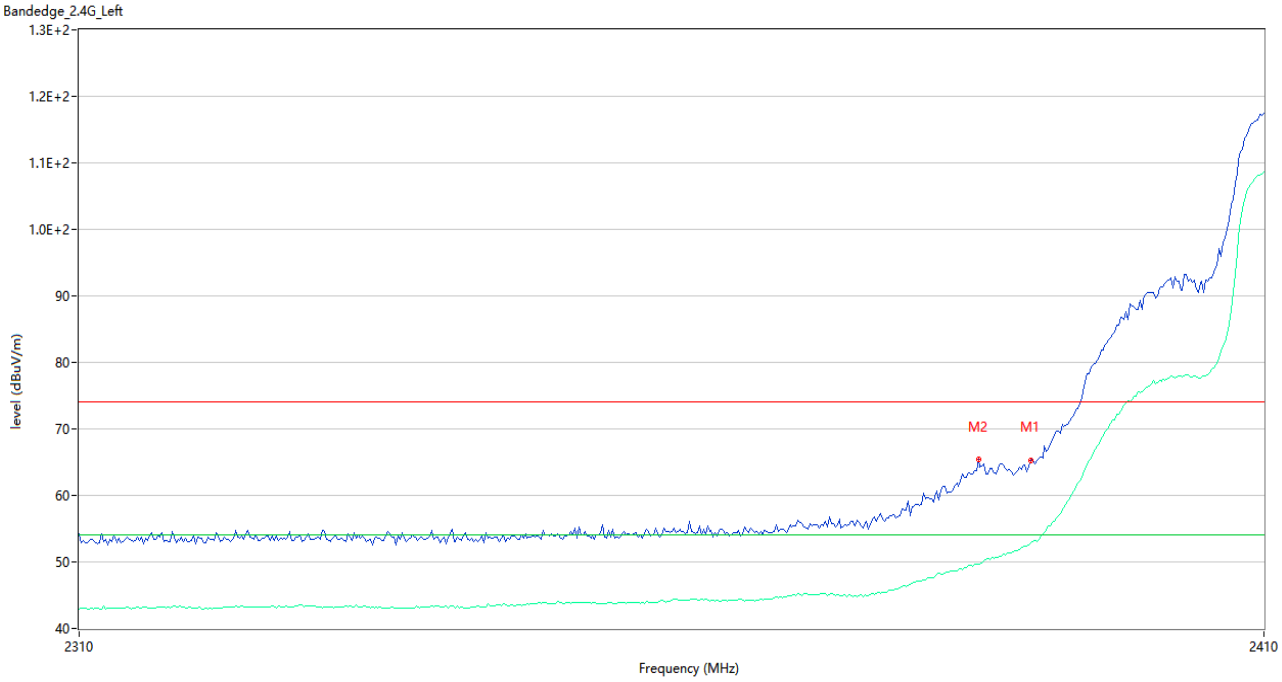

No.	Frequency (MHz)	Results (dBuV/m)	Factor (dB)	Limit (dBuV/m)	Over Limit (dB)	Detector	Table (Degree)	Height (cm)	Antenna	Verdict
1	2390.000	65.26	-1.85	74.0	-8.74	Peak	4.00	150	Vertical	Pass
1**	2390.000	52.88	-1.85	54.0	-1.12	AV	4.00	150	Vertical	Pass
2	2385.500	65.36	-1.62	74.0	-8.64	Peak	13.00	150	Vertical	Pass
2**	2385.500	49.70	-1.62	54.0	-4.30	AV	13.00	150	Vertical	Pass

802.11n-20 CHANNEL 3

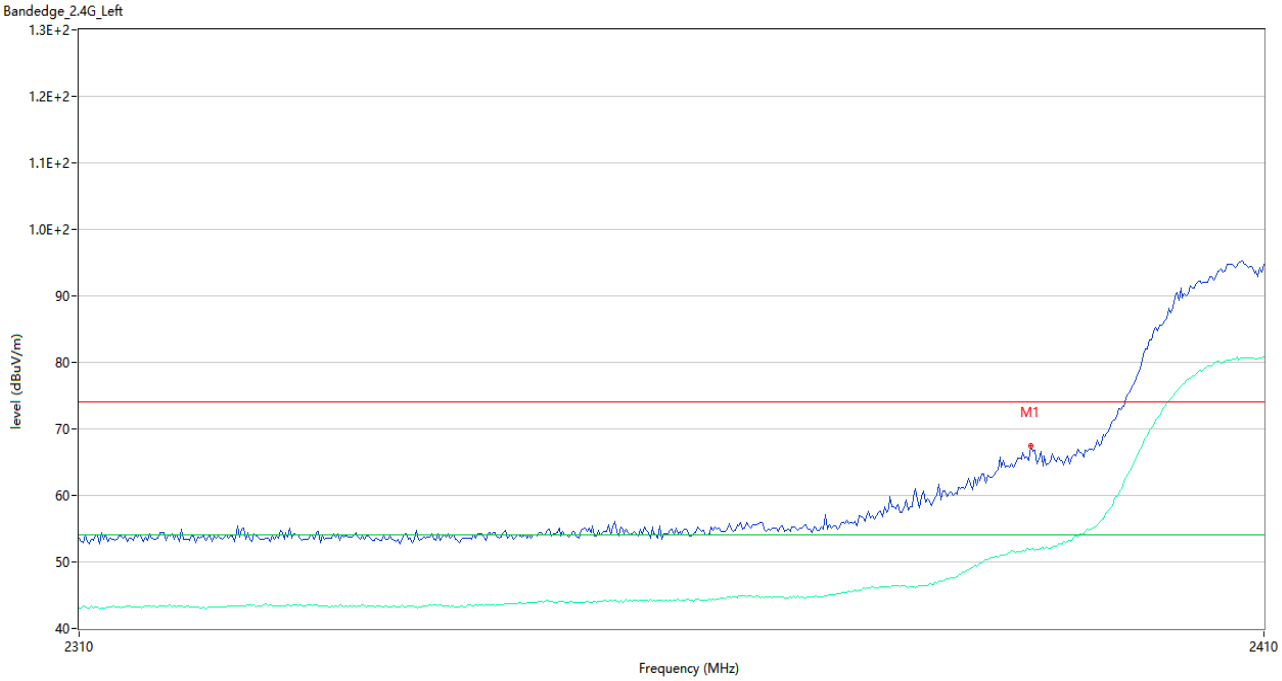

No.	Frequency (MHz)	Results (dBuV/m)	Factor (dB)	Limit (dBuV/m)	Over Limit (dB)	Detector	Table (Degree)	Height (cm)	Antenna	Verdict
1	2390.000	67.53	-1.85	74.0	-6.47	Peak	6.00	150	Vertical	Pass
1**	2390.000	51.86	-1.85	54.0	-2.14	AV	6.00	150	Vertical	Pass

802.11n-20 CHANNEL 4

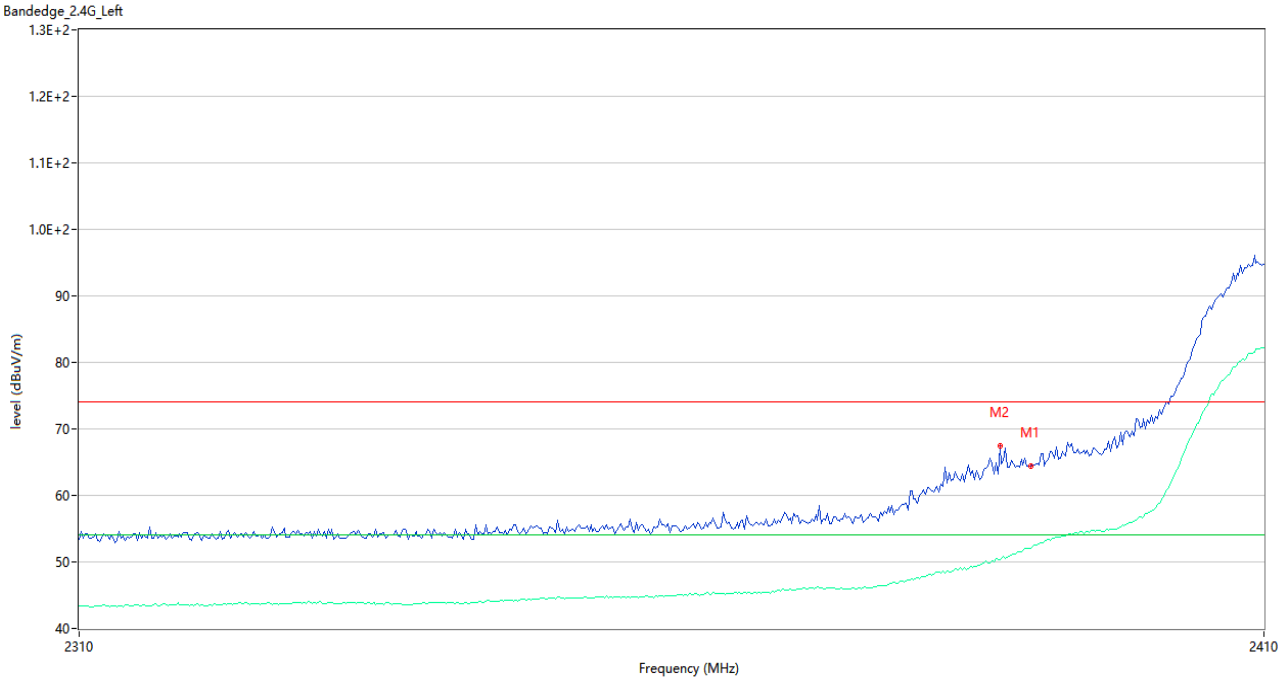

No.	Frequency (MHz)	Results (dBuV/m)	Factor (dB)	Limit (dBuV/m)	Over Limit (dB)	Detector	Table (Degree)	Height (cm)	Antenna	Verdict
1	2390.000	64.43	-1.85	74.0	-9.57	Peak	2.00	150	Vertical	Pass
1**	2390.000	52.11	-1.85	54.0	-1.89	AV	2.00	150	Vertical	Pass
2	2387.333	67.47	-1.66	74.0	-6.53	Peak	7.00	150	Vertical	Pass
2**	2387.333	50.32	-1.66	54.0	-3.68	AV	7.00	150	Vertical	Pass

802.11n-20 CHANNEL 5

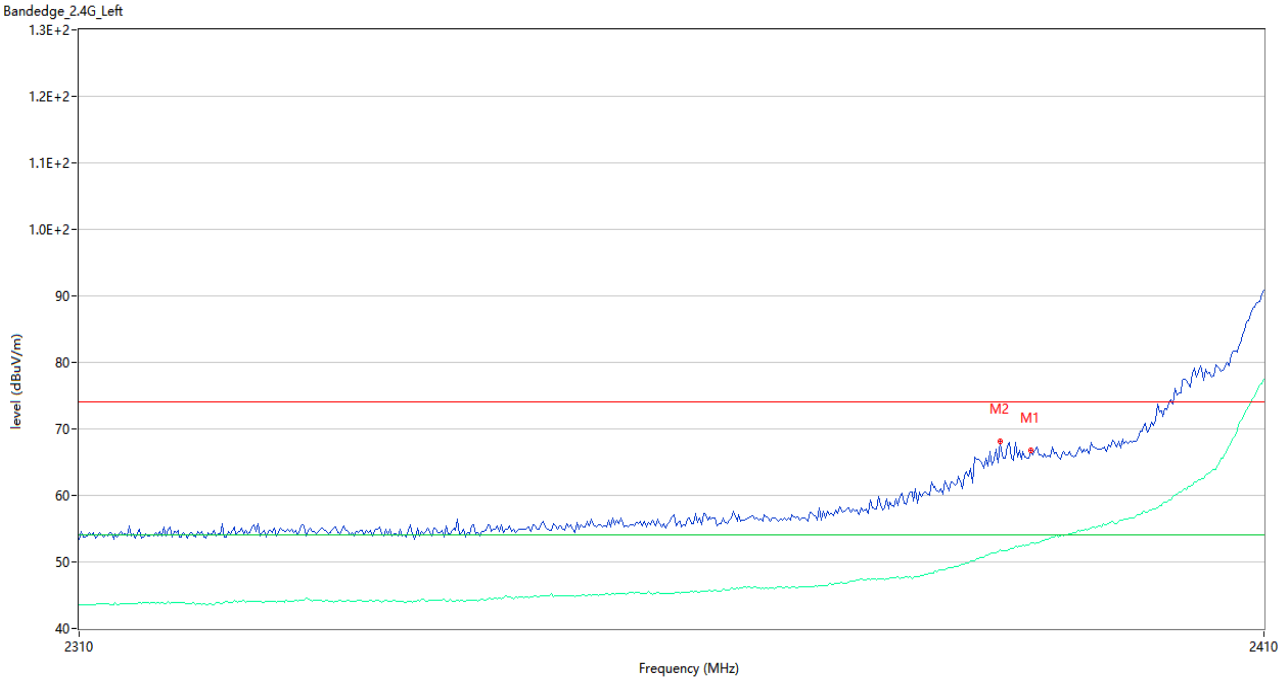

No.	Frequency (MHz)	Results (dBuV/m)	Factor (dB)	Limit (dBuV/m)	Over Limit (dB)	Detector	Table (Degree)	Height (cm)	Antenna	Verdict
1	2390.000	66.72	-1.85	74.0	-7.28	Peak	1.00	150	Vertical	Pass
1**	2390.000	52.89	-1.85	54.0	-1.11	AV	1.00	150	Vertical	Pass
2	2387.333	68.06	-1.66	74.0	-5.94	Peak	9.00	150	Vertical	Pass
2**	2387.333	51.87	-1.66	54.0	-2.13	AV	9.00	150	Vertical	Pass

802.11n-20 CHANNEL 6

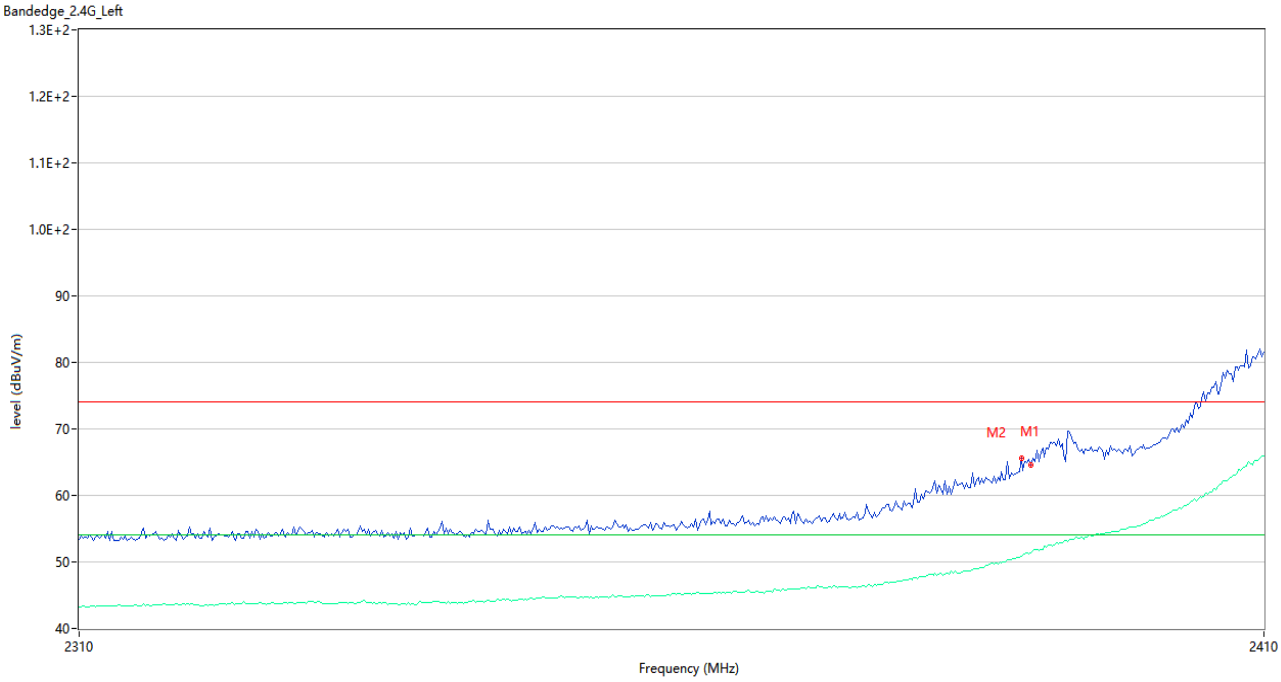

No.	Frequency (MHz)	Results (dBuV/m)	Factor (dB)	Limit (dBuV/m)	Over Limit (dB)	Detector	Table (Degree)	Height (cm)	Antenna	Verdict
1	2390.000	64.65	-1.85	74.0	-9.35	Peak	6.00	150	Vertical	Pass
1**	2390.000	51.35	-1.85	54.0	-2.65	AV	6.00	150	Vertical	Pass
2	2389.167	65.52	-1.81	74.0	-8.48	Peak	7.00	150	Vertical	Pass
2**	2389.167	50.89	-1.81	54.0	-3.11	AV	7.00	150	Vertical	Pass

802.11n-20 CHANNEL 6

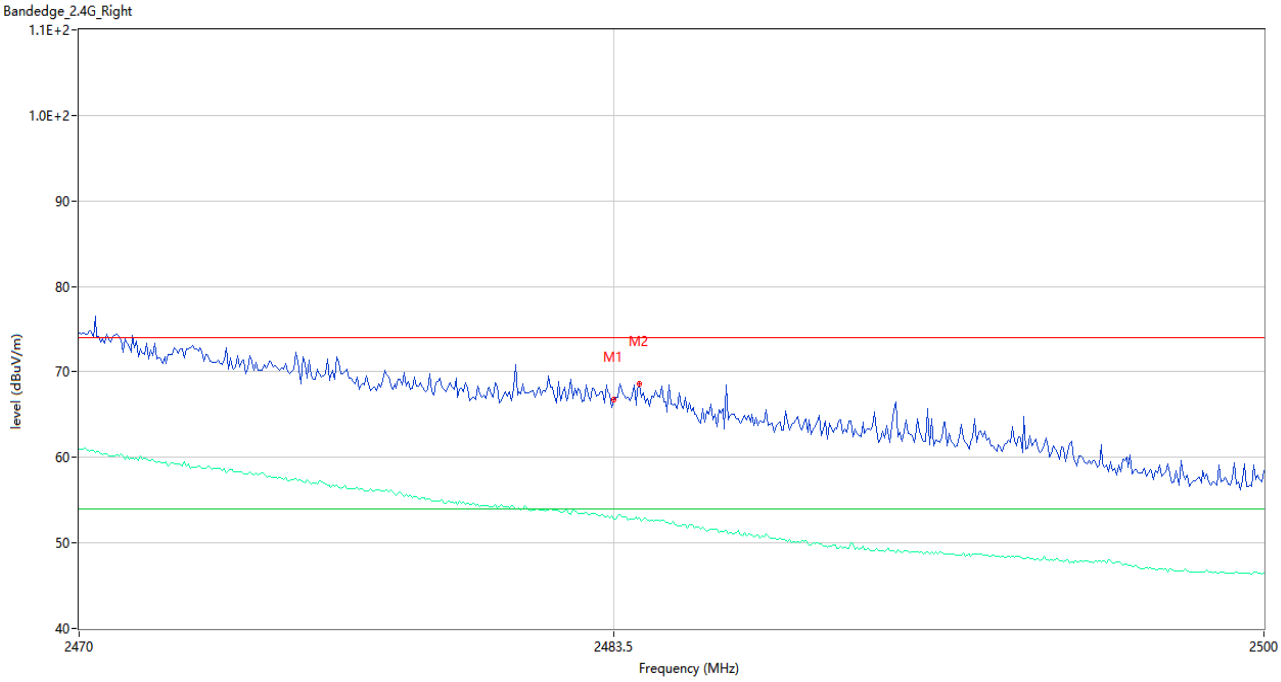

No.	Frequency (MHz)	Results (dBuV/m)	Factor (dB)	Limit (dBuV/m)	Over Limit (dB)	Detector	Table (Degree)	Height (cm)	Antenna	Verdict
1	2483.500	66.73	-1.28	74.0	-7.27	Peak	10.00	150	Vertical	Pass
1**	2483.500	52.78	-1.28	54.0	-1.22	AV	10.00	150	Vertical	Pass
2	2484.150	68.55	-1.28	74.0	-5.45	Peak	4.00	150	Vertical	Pass
2**	2484.150	52.97	-1.28	54.0	-1.03	AV	4.00	150	Vertical	Pass

802.11n-20 CHANNEL 7

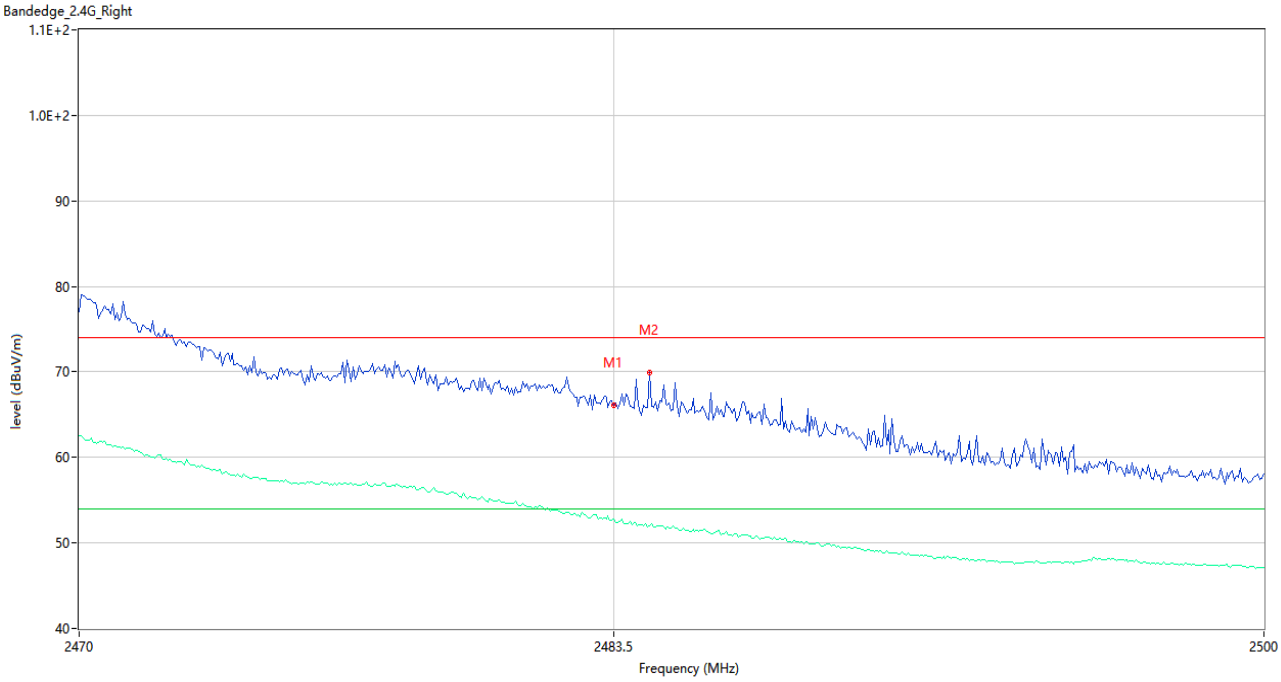

No.	Frequency (MHz)	Results (dBuV/m)	Factor (dB)	Limit (dBuV/m)	Over Limit (dB)	Detector	Table (Degree)	Height (cm)	Antenna	Verdict
1	2483.500	66.15	-1.28	74.0	-7.85	Peak	15.00	150	Vertical	Pass
1**	2483.500	52.83	-1.28	54.0	-1.17	AV	15.00	150	Vertical	Pass
2	2484.400	69.89	-1.29	74.0	-4.11	Peak	5.00	150	Vertical	Pass
2**	2484.400	52.03	-1.29	54.0	-1.97	AV	5.00	150	Vertical	Pass

802.11n-20 CHANNEL 8

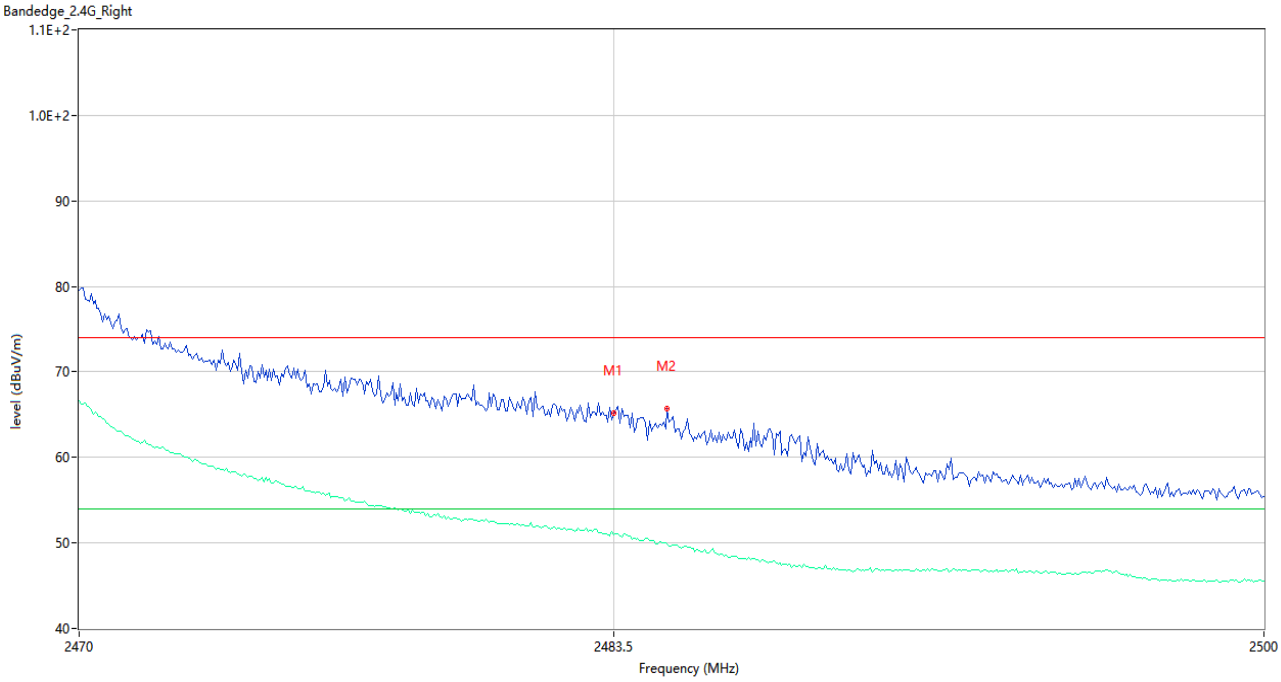

No.	Frequency (MHz)	Results (dBuV/m)	Factor (dB)	Limit (dBuV/m)	Over Limit (dB)	Detector	Table (Degree)	Height (cm)	Antenna	Verdict
1	2483.500	65.21	-1.28	74.0	-8.79	Peak	8.00	150	Vertical	Pass
1**	2483.500	50.88	-1.28	54.0	-3.12	AV	8.00	150	Vertical	Pass
2	2484.850	65.75	-1.31	74.0	-8.25	Peak	9.00	150	Vertical	Pass
2**	2484.850	49.88	-1.31	54.0	-4.12	AV	9.00	150	Vertical	Pass

802.11n-20 CHANNEL 9

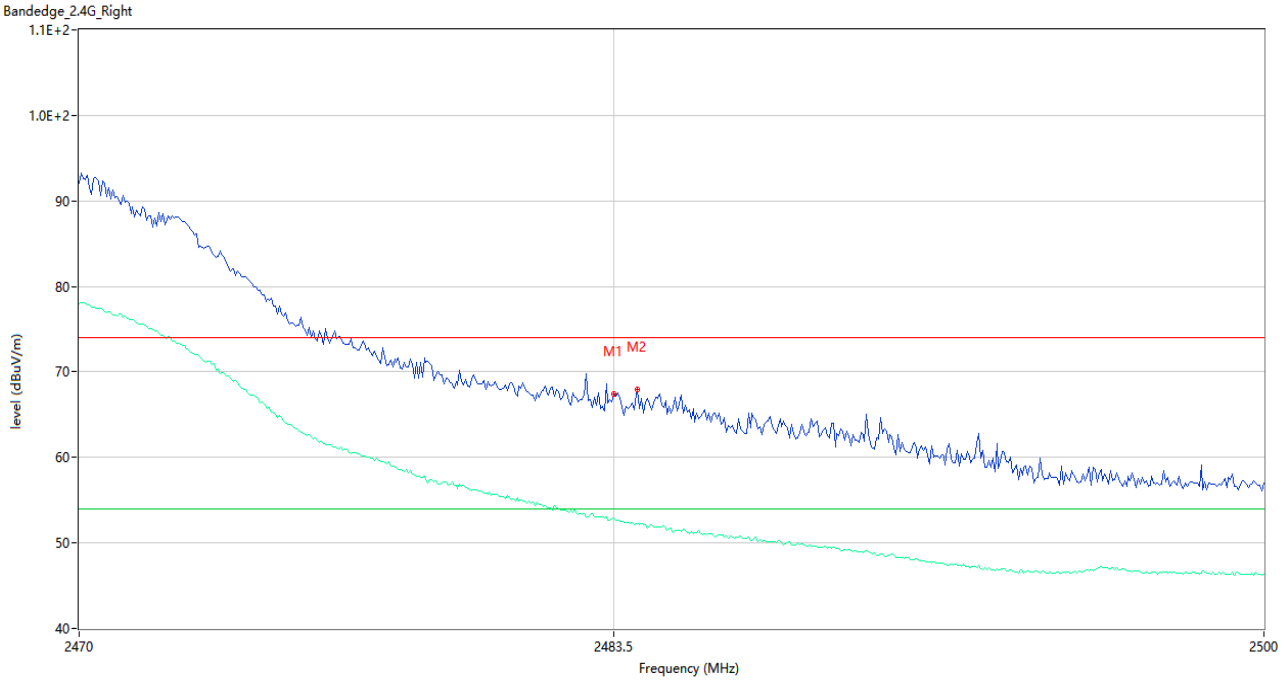

No.	Frequency (MHz)	Results (dBuV/m)	Factor (dB)	Limit (dBuV/m)	Over Limit (dB)	Detector	Table (Degree)	Height (cm)	Antenna	Verdict
1	2483.500	67.37	-1.28	74.0	-6.63	Peak	5.00	150	Vertical	Pass
1**	2483.500	52.89	-1.28	54.0	-1.11	AV	5.00	150	Vertical	Pass
2	2484.100	67.89	-1.28	74.0	-6.11	Peak	15.00	150	Vertical	Pass
2**	2484.100	52.20	-1.28	54.0	-1.80	AV	15.00	150	Vertical	Pass

802.11n-20 CHANNEL 10

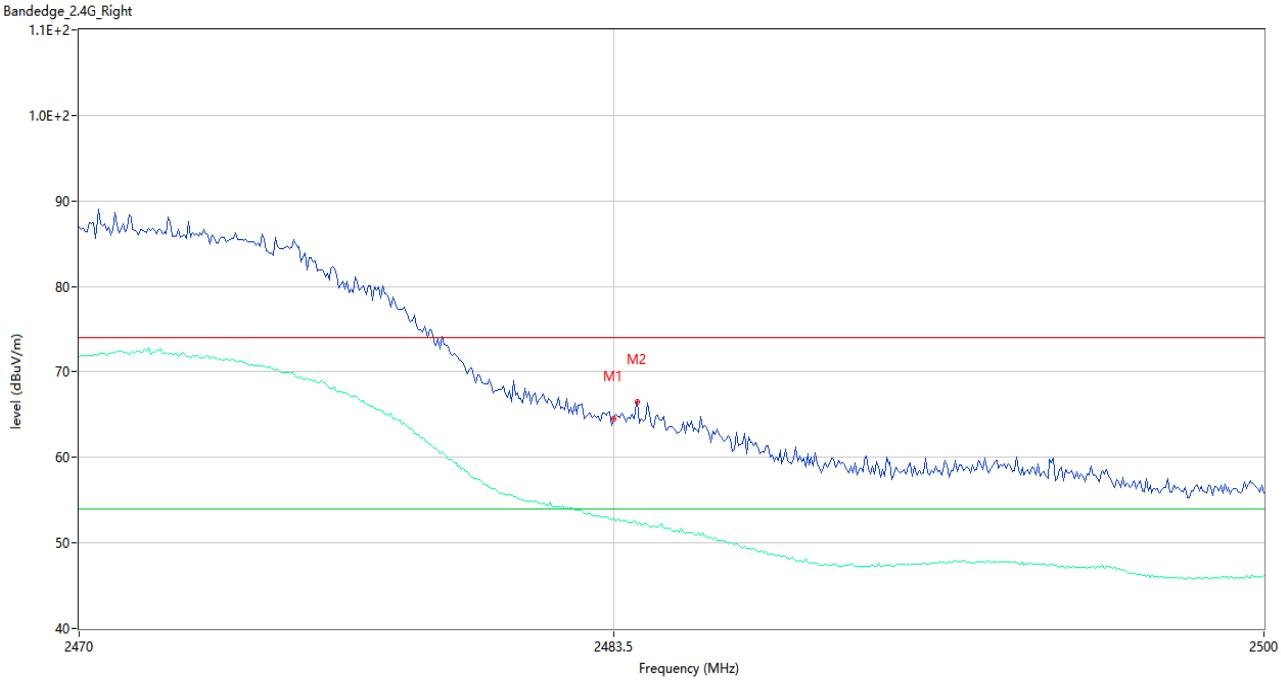

No.	Frequency (MHz)	Results (dBuV/m)	Factor (dB)	Limit (dBuV/m)	Over Limit (dB)	Detector	Table (Degree)	Height (cm)	Antenna	Verdict
1	2483.500	64.49	-1.28	74.0	-9.51	Peak	5.00	150	Vertical	Pass
1**	2483.500	52.93	-1.28	54.0	-1.07	AV	5.00	150	Vertical	Pass
2	2484.100	66.51	-1.28	74.0	-7.49	Peak	3.00	150	Vertical	Pass
2**	2484.100	52.19	-1.28	54.0	-1.81	AV	3.00	150	Vertical	Pass

802.11n-20 CHANNEL 11

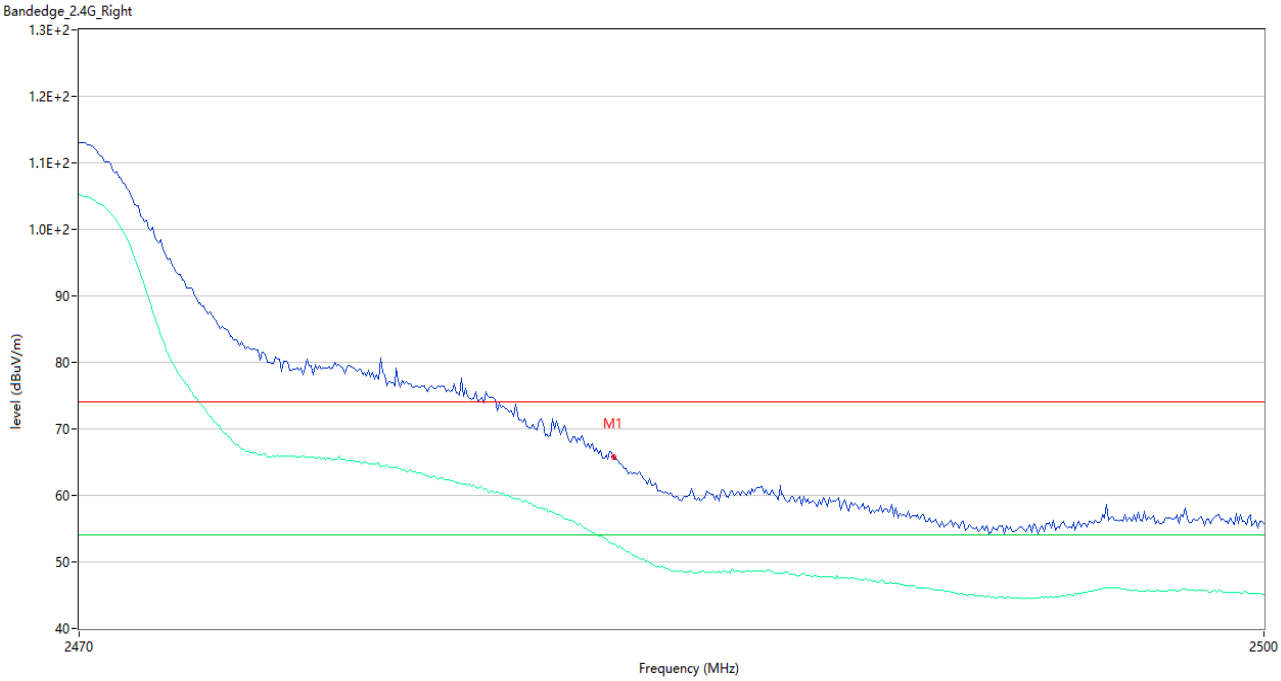

No.	Frequency (MHz)	Results (dBuV/m)	Factor (dB)	Limit (dBuV/m)	Over Limit (dB)	Detector	Table (Degree)	Height (cm)	Antenna	Verdict
1	2483.500	65.79	-1.28	74.0	-8.21	Peak	1.00	150	Vertical	Pass
1**	2483.500	52.72	-1.28	54.0	-1.28	AV	1.00	150	Vertical	Pass

802.11n-40 CHANNEL 3

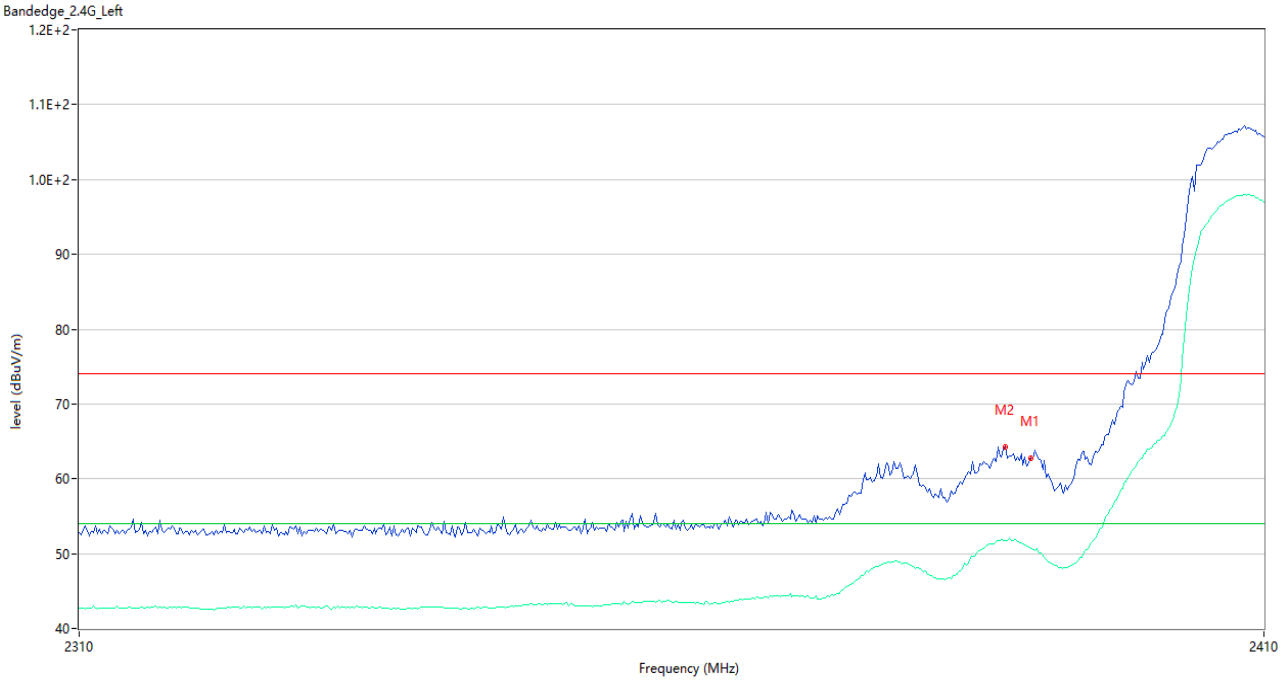

No.	Frequency (MHz)	Results (dBuV/m)	Factor (dB)	Limit (dBuV/m)	Over Limit (dB)	Detector	Table (Degree)	Height (cm)	Antenna	Verdict
1	2390.000	62.68	-1.85	74.0	-11.32	Peak	6.00	150	Vertical	Pass
1**	2390.000	50.67	-1.85	54.0	-3.33	AV	6.00	150	Vertical	Pass
2	2387.833	64.21	-1.71	74.0	-9.79	Peak	6.00	150	Vertical	Pass
2**	2387.833	51.82	-1.71	54.0	-2.18	AV	6.00	150	Vertical	Pass

802.11n-40 CHANNEL 4

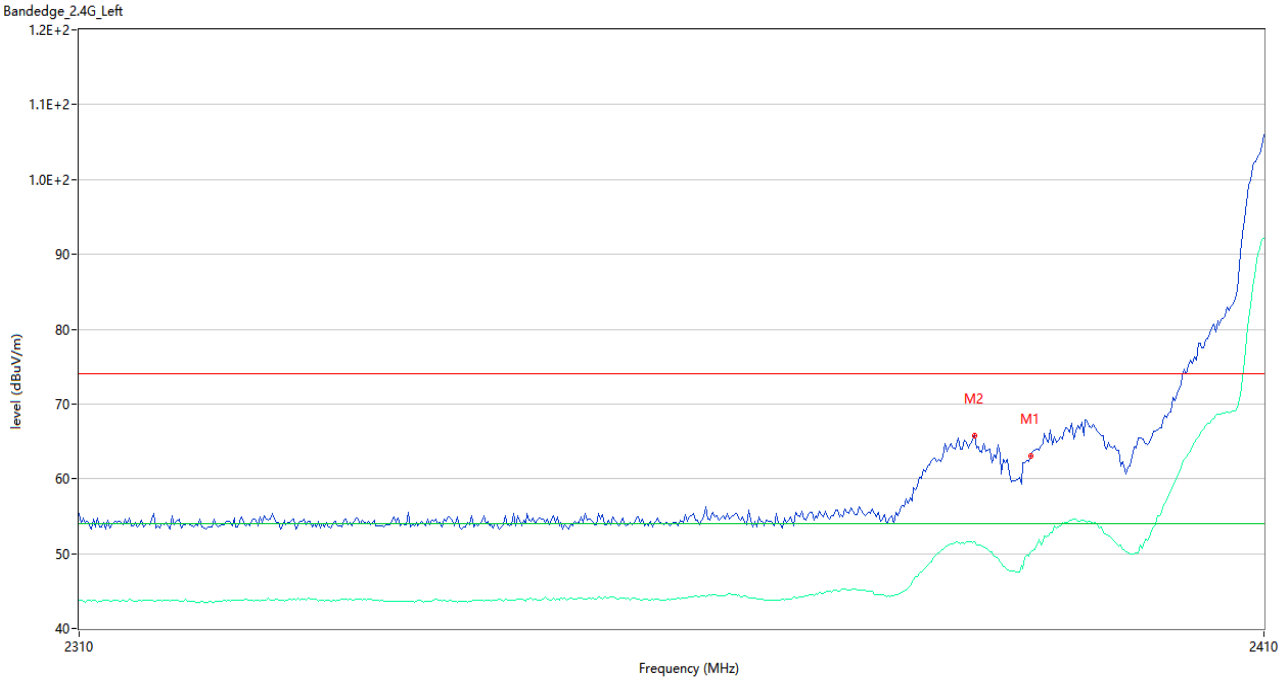

No.	Frequency (MHz)	Results (dBuV/m)	Factor (dB)	Limit (dBuV/m)	Over Limit (dB)	Detector	Table (Degree)	Height (cm)	Antenna	Verdict
1	2390.000	63.06	-1.85	74.0	-10.94	Peak	2.00	150	Vertical	Pass
1**	2390.000	50.31	-1.85	54.0	-3.69	AV	2.00	150	Vertical	Pass
2	2385.167	65.80	-1.64	74.0	-8.20	Peak	15.00	150	Vertical	Pass
2**	2385.167	51.57	-1.64	54.0	-2.43	AV	15.00	150	Vertical	Pass

802.11n-40 CHANNEL 5

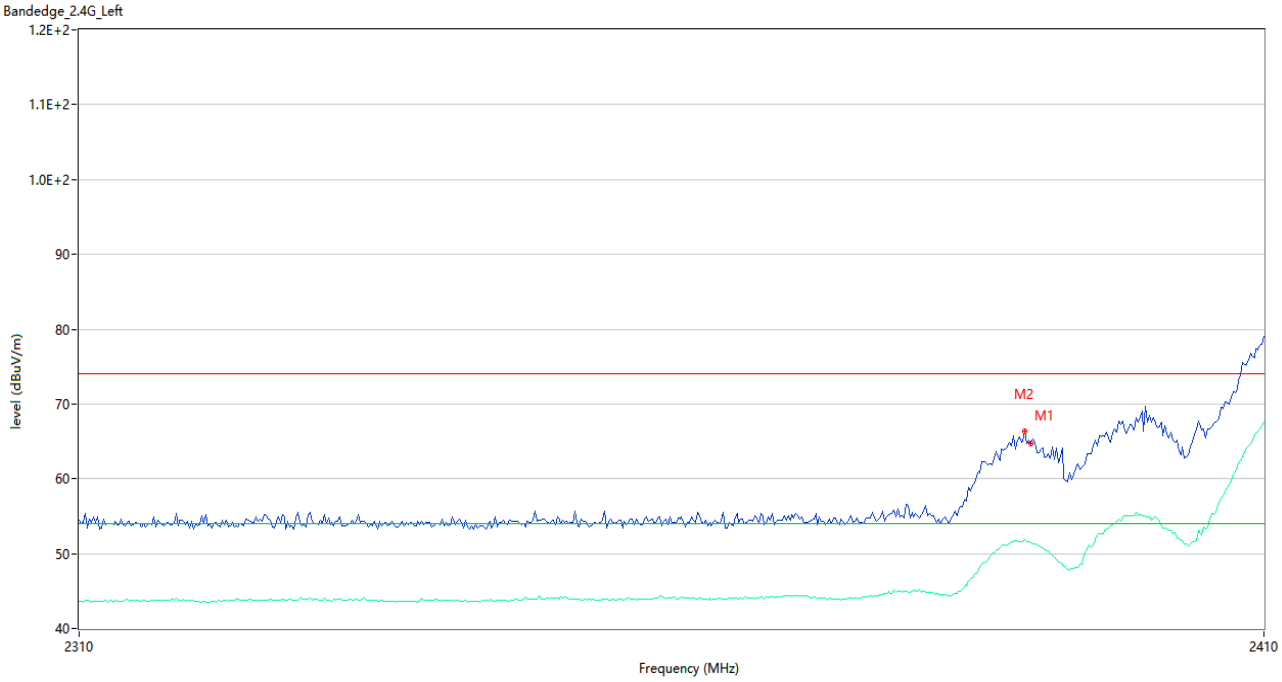

No.	Frequency (MHz)	Results (dBuV/m)	Factor (dB)	Limit (dBuV/m)	Over Limit (dB)	Detector	Table (Degree)	Height (cm)	Antenna	Verdict
1	2390.000	64.69	-1.85	74.0	-9.31	Peak	12.00	150	Vertical	Pass
1**	2390.000	51.46	-1.85	54.0	-2.54	AV	12.00	150	Vertical	Pass
2	2389.500	66.44	-1.83	74.0	-7.56	Peak	4.00	150	Vertical	Pass
2**	2389.500	51.84	-1.83	54.0	-2.16	AV	4.00	150	Vertical	Pass

802.11n-40 CHANNEL 6

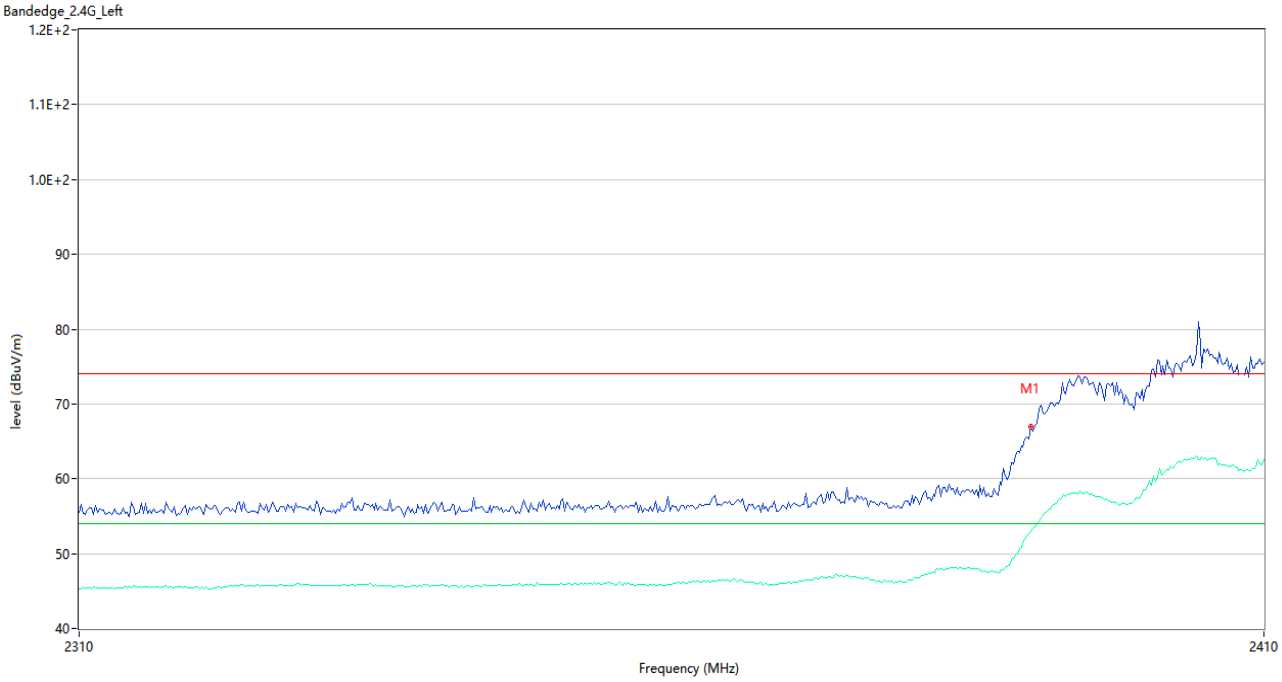

No.	Frequency (MHz)	Results (dBuV/m)	Factor (dB)	Limit (dBuV/m)	Over Limit (dB)	Detector	Table (Degree)	Height (cm)	Antenna	Verdict
1	2390.000	67.03	-1.85	74.0	-6.97	Peak	8.00	150	Vertical	Pass
1**	2390.000	52.99	-1.85	54.0	-1.01	AV	8.00	150	Vertical	Pass

802.11n-40 CHANNEL 6

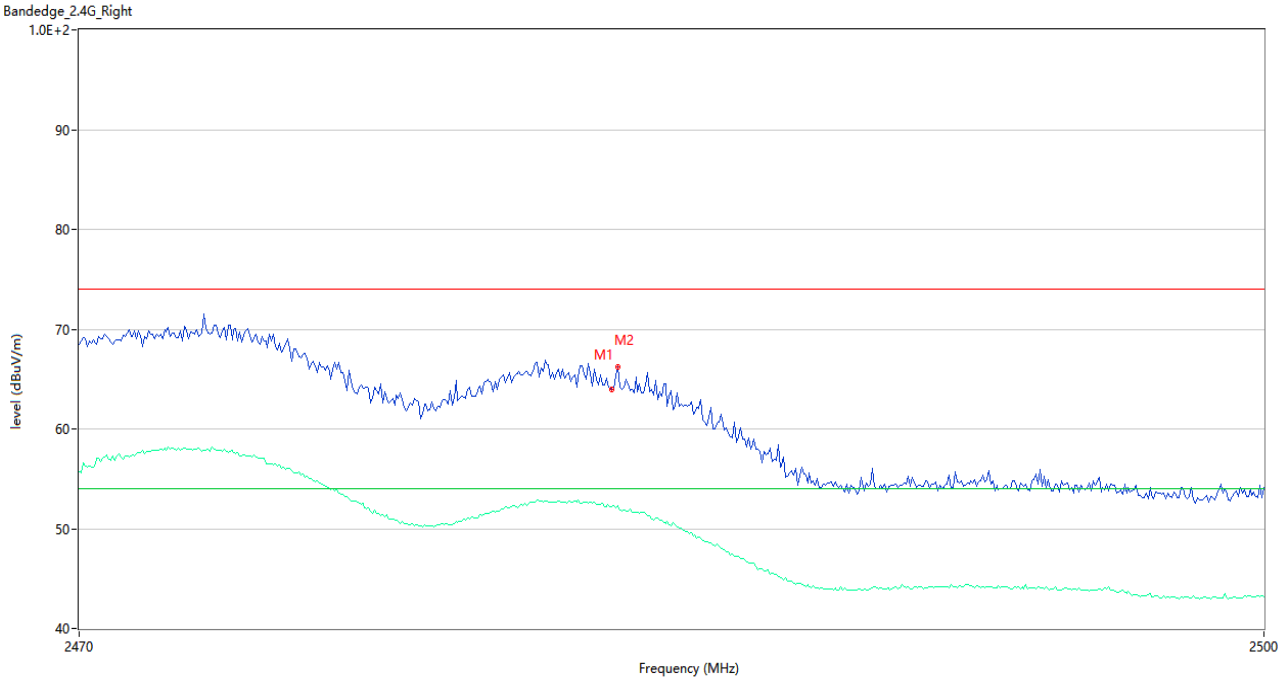

No.	Frequency (MHz)	Results (dBuV/m)	Factor (dB)	Limit (dBuV/m)	Over Limit (dB)	Detector	Table (Degree)	Height (cm)	Antenna	Verdict
1	2483.500	63.98	-1.28	74.0	-10.02	Peak	10.00	150	Vertical	Pass
1**	2483.500	52.33	-1.28	54.0	-1.67	AV	10.00	150	Vertical	Pass
2	2483.600	66.21	-1.28	74.0	-7.79	Peak	9.00	150	Vertical	Pass
2**	2483.600	52.32	-1.28	54.0	-1.68	AV	9.00	150	Vertical	Pass

802.11n-40 CHANNEL 7

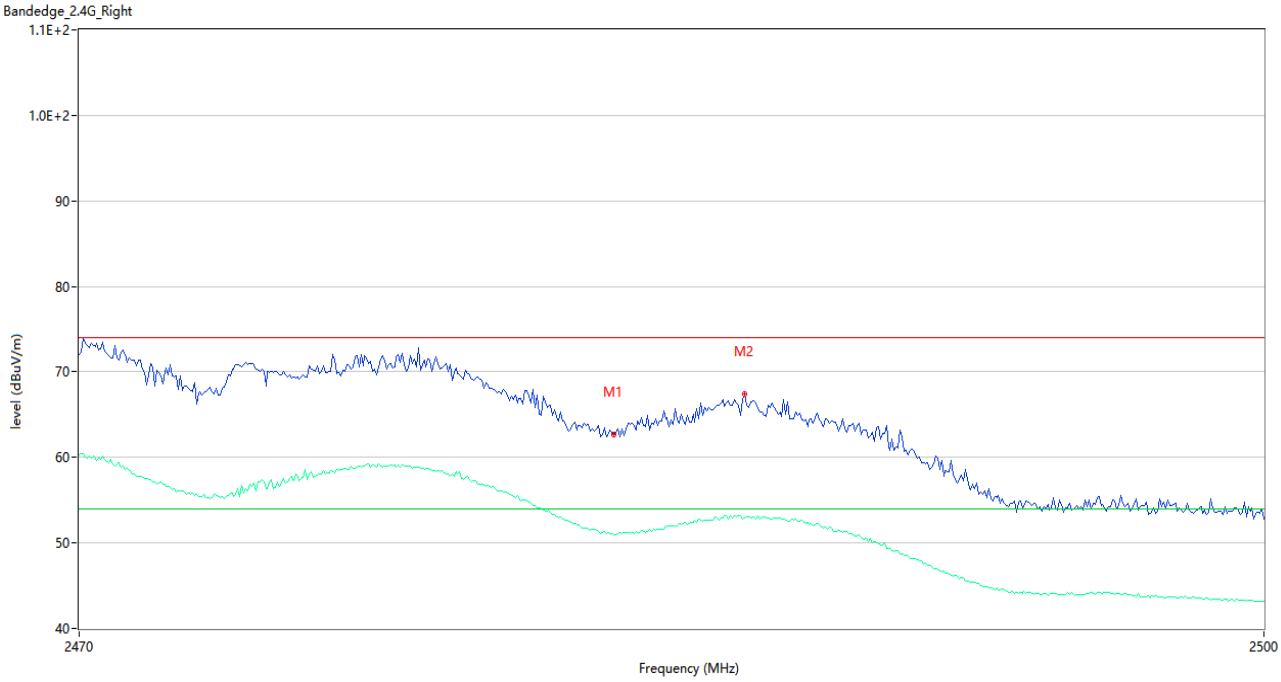

No.	Frequency (MHz)	Results (dBuV/m)	Factor (dB)	Limit (dBuV/m)	Over Limit (dB)	Detector	Table (Degree)	Height (cm)	Antenna	Verdict
1	2483.500	62.66	-1.28	74.0	-11.34	Peak	10.00	150	Vertical	Pass
1**	2483.500	51.00	-1.28	54.0	-3.00	AV	10.00	150	Vertical	Pass
2	2486.800	67.43	-1.39	74.0	-6.57	Peak	4.00	150	Vertical	Pass
2**	2486.800	52.86	-1.39	54.0	-1.14	AV	4.00	150	Vertical	Pass

802.11n-40 CHANNEL 8

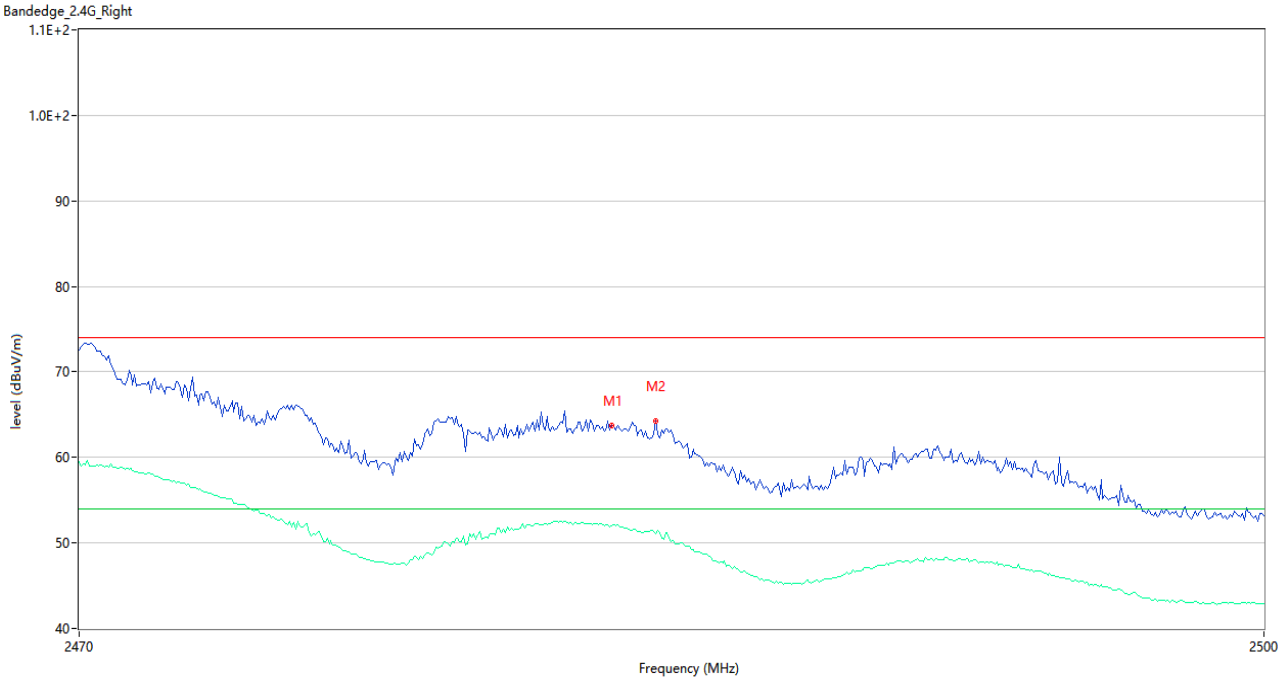

No.	Frequency (MHz)	Results (dBuV/m)	Factor (dB)	Limit (dBuV/m)	Over Limit (dB)	Detector	Table (Degree)	Height (cm)	Antenna	Verdict
1	2483.500	63.73	-1.28	74.0	-10.27	Peak	9.00	150	Vertical	Pass
1**	2483.500	52.07	-1.28	54.0	-1.93	AV	9.00	150	Vertical	Pass
2	2484.550	64.28	-1.30	74.0	-9.72	Peak	15.00	150	Vertical	Pass
2**	2484.550	51.03	-1.30	54.0	-2.97	AV	15.00	150	Vertical	Pass

802.11n-40 CHANNEL 9

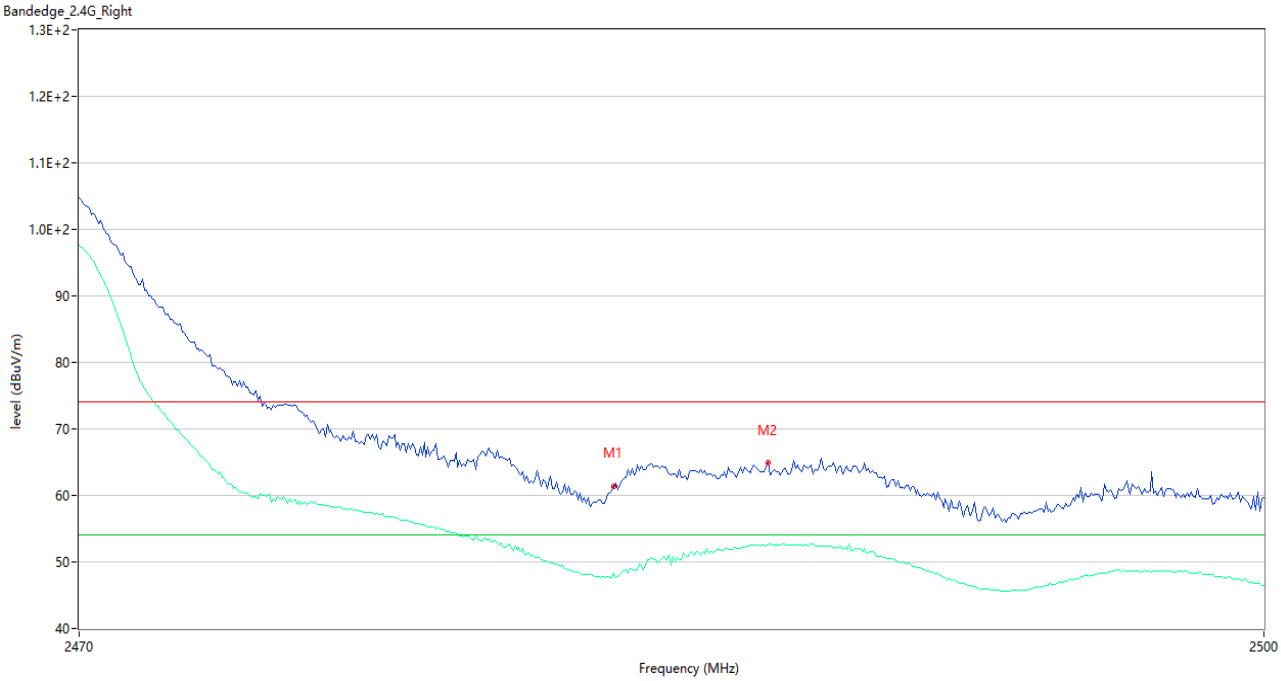

No.	Frequency (MHz)	Results (dBuV/m)	Factor (dB)	Limit (dBuV/m)	Over Limit (dB)	Detector	Table (Degree)	Height (cm)	Antenna	Verdict
1	2483.500	61.44	-1.28	74.0	-12.56	Peak	6.00	150	Vertical	Pass
1**	2483.500	48.27	-1.28	54.0	-5.73	AV	6.00	150	Vertical	Pass
2	2487.400	64.84	-1.43	74.0	-9.16	Peak	7.00	150	Vertical	Pass
2**	2487.400	52.57	-1.43	54.0	-1.43	AV	7.00	150	Vertical	Pass

802.11VHT-20 CHANNEL 1

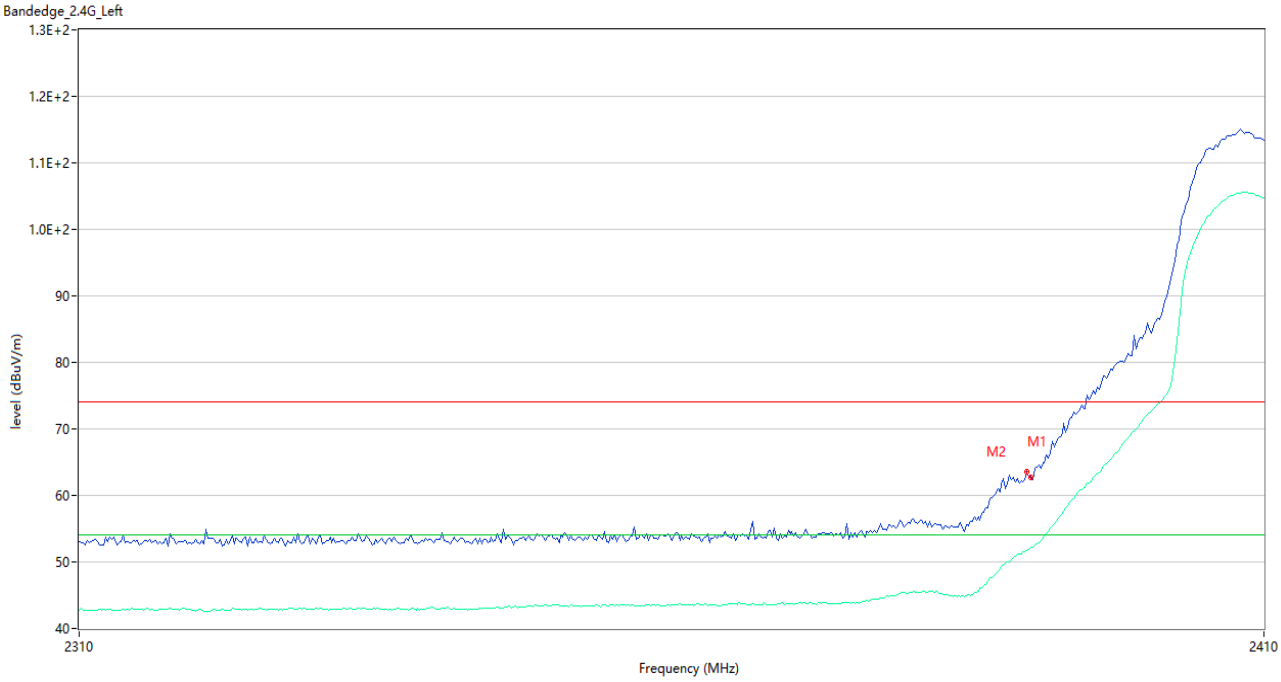

No.	Frequency (MHz)	Results (dBuV/m)	Factor (dB)	Limit (dBuV/m)	Over Limit (dB)	Detector	Table (Degree)	Height (cm)	Antenna	Verdict
1	2390.000	62.77	-1.85	74.0	-11.23	Peak	8.00	150	Vertical	Pass
1**	2390.000	52.17	-1.85	54.0	-1.83	AV	8.00	150	Vertical	Pass
2	2389.667	63.53	-1.84	74.0	-10.47	Peak	8.00	150	Vertical	Pass
2**	2389.667	51.75	-1.84	54.0	-2.25	AV	8.00	150	Vertical	Pass

802.11VHT-20 CHANNEL 2

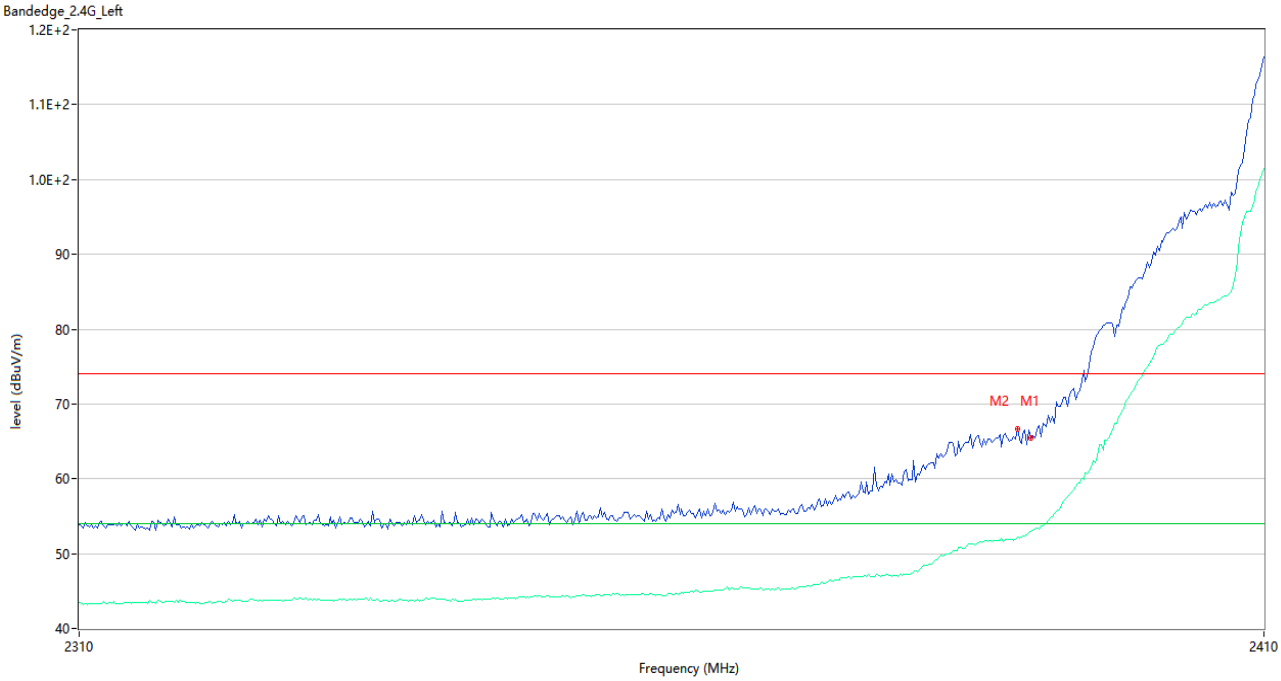

No.	Frequency (MHz)	Results (dBuV/m)	Factor (dB)	Limit (dBuV/m)	Over Limit (dB)	Detector	Table (Degree)	Height (cm)	Antenna	Verdict
1	2390.000	65.50	-1.85	74.0	-8.50	Peak	7.00	150	Vertical	Pass
1**	2390.000	52.98	-1.85	54.0	-1.02	AV	7.00	150	Vertical	Pass
2	2388.833	66.73	-1.80	74.0	-7.27	Peak	6.00	150	Vertical	Pass
2**	2388.833	52.20	-1.80	54.0	-1.80	AV	6.00	150	Vertical	Pass

802.11VHT-20 CHANNEL 3

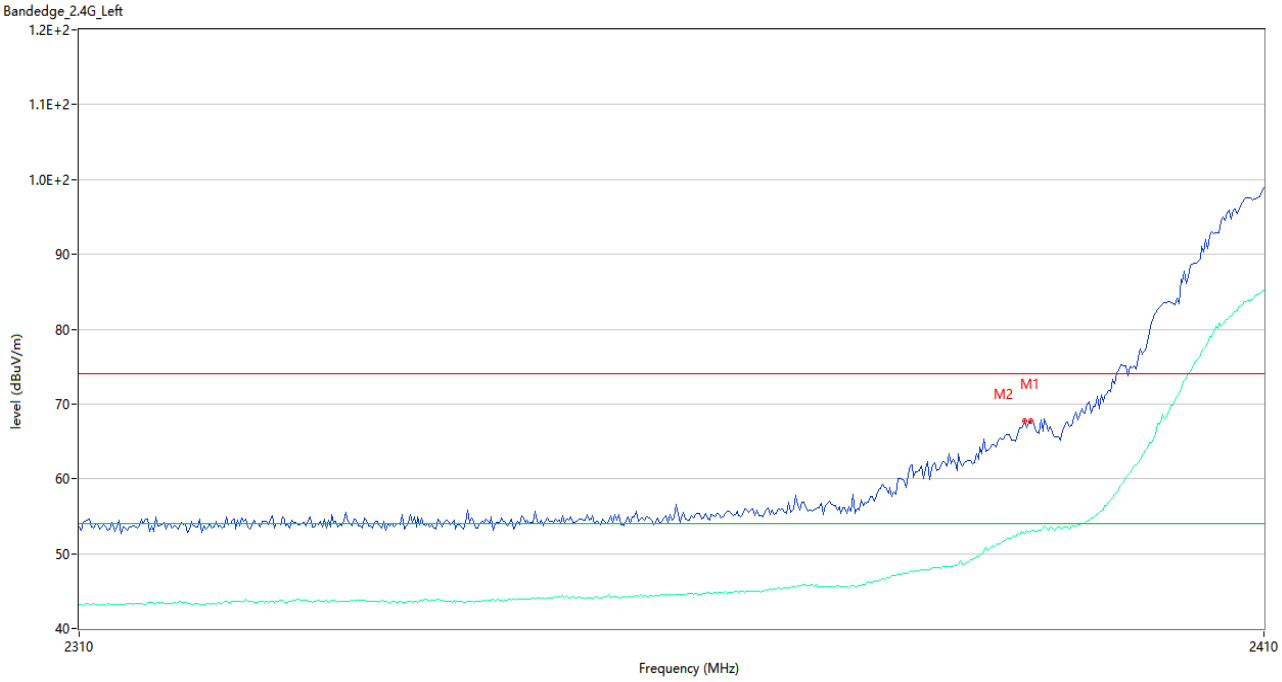

No.	Frequency (MHz)	Results (dBuV/m)	Factor (dB)	Limit (dBuV/m)	Over Limit (dB)	Detector	Table (Degree)	Height (cm)	Antenna	Verdict
1	2390.000	67.65	-1.85	74.0	-6.35	Peak	10.00	150	Vertical	Pass
1**	2390.000	52.89	-1.85	54.0	-1.11	AV	10.00	150	Vertical	Pass
2	2389.500	67.66	-1.83	74.0	-6.34	Peak	8.00	150	Vertical	Pass
2**	2389.500	52.73	-1.83	54.0	-1.27	AV	8.00	150	Vertical	Pass

802.11VHT-20 CHANNEL 4

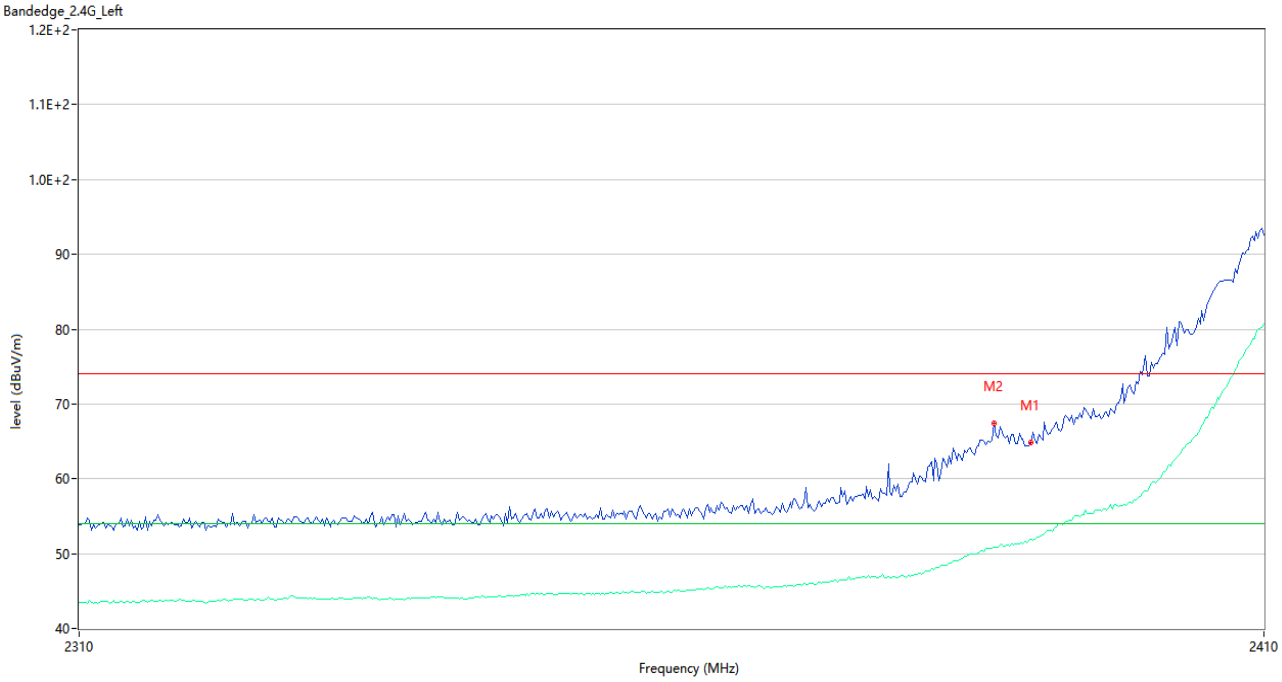

No.	Frequency (MHz)	Results (dBuV/m)	Factor (dB)	Limit (dBuV/m)	Over Limit (dB)	Detector	Table (Degree)	Height (cm)	Antenna	Verdict
1	2390.000	64.88	-1.85	74.0	-9.12	Peak	14.00	150	Vertical	Pass
1**	2390.000	51.93	-1.85	54.0	-2.07	AV	14.00	150	Vertical	Pass
2	2386.833	67.45	-1.61	74.0	-6.55	Peak	12.00	150	Vertical	Pass
2**	2386.833	50.79	-1.61	54.0	-3.21	AV	12.00	150	Vertical	Pass

802.11VHT-20 CHANNEL 5

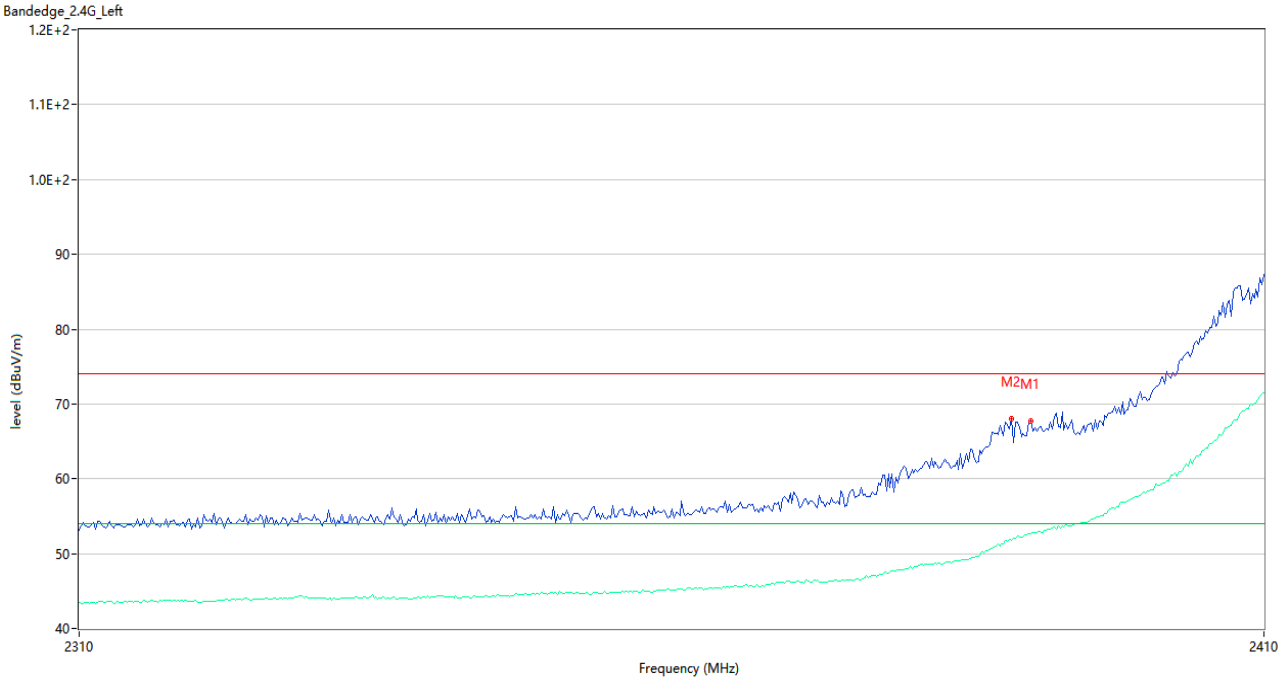

No.	Frequency (MHz)	Results (dBuV/m)	Factor (dB)	Limit (dBuV/m)	Over Limit (dB)	Detector	Table (Degree)	Height (cm)	Antenna	Verdict
1	2390.000	67.75	-1.85	74.0	-6.25	Peak	9.00	150	Vertical	Pass
1**	2390.000	52.67	-1.85	54.0	-1.33	AV	9.00	150	Vertical	Pass
2	2388.333	67.99	-1.76	74.0	-6.01	Peak	9.00	150	Vertical	Pass
2**	2388.333	51.76	-1.76	54.0	-2.24	AV	9.00	150	Vertical	Pass

802.11VHT-20 CHANNEL 6

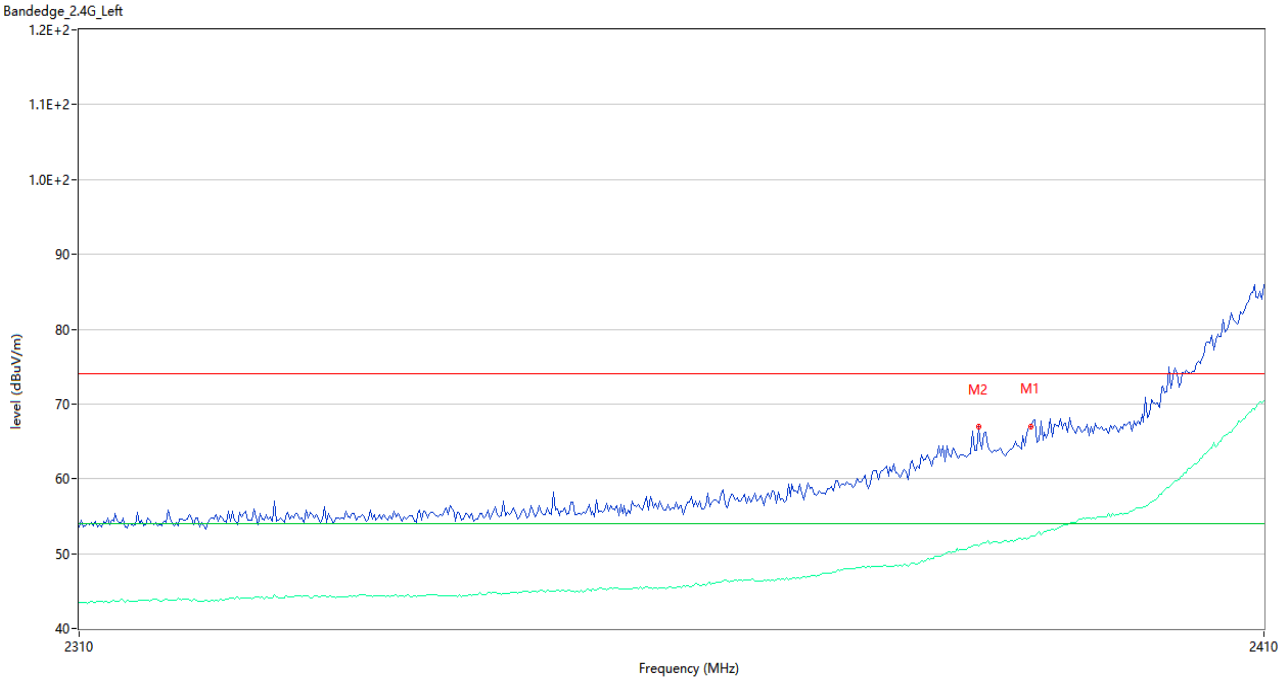

No.	Frequency (MHz)	Results (dBuV/m)	Factor (dB)	Limit (dBuV/m)	Over Limit (dB)	Detector	Table (Degree)	Height (cm)	Antenna	Verdict
1	2390.000	67.03	-1.85	74.0	-6.97	Peak	2.00	150	Vertical	Pass
1**	2390.000	52.35	-1.85	54.0	-1.65	AV	2.00	150	Vertical	Pass
2	2385.500	66.90	-1.62	74.0	-7.10	Peak	11.00	150	Vertical	Pass
2**	2385.500	51.02	-1.62	54.0	-2.98	AV	11.00	150	Vertical	Pass

802.11VHT-20 CHANNEL 6

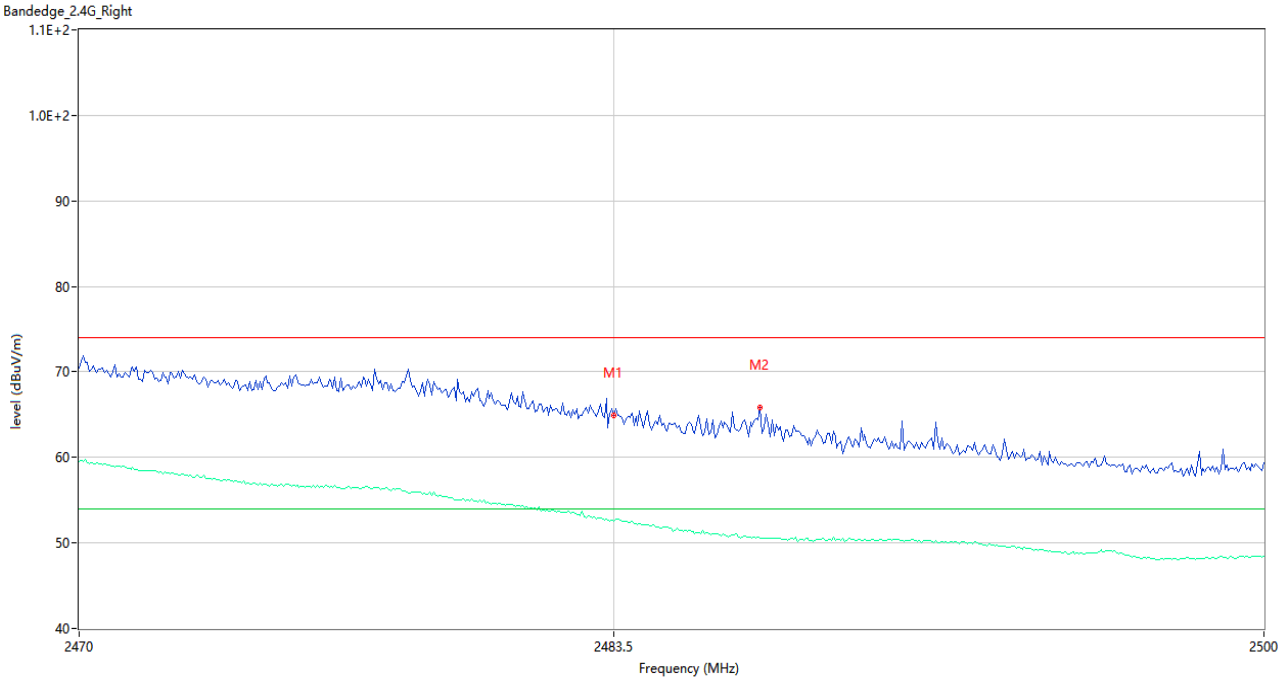

No.	Frequency (MHz)	Results (dBuV/m)	Factor (dB)	Limit (dBuV/m)	Over Limit (dB)	Detector	Table (Degree)	Height (cm)	Antenna	Verdict
1	2483.500	64.98	-1.28	74.0	-9.02	Peak	1.00	150	Vertical	Pass
1**	2483.500	52.54	-1.28	54.0	-1.46	AV	1.00	150	Vertical	Pass
2	2487.200	65.83	-1.41	74.0	-8.17	Peak	2.00	150	Vertical	Pass
2**	2487.200	50.50	-1.41	54.0	-3.50	AV	2.00	150	Vertical	Pass

802.11VHT-20 CHANNEL 7

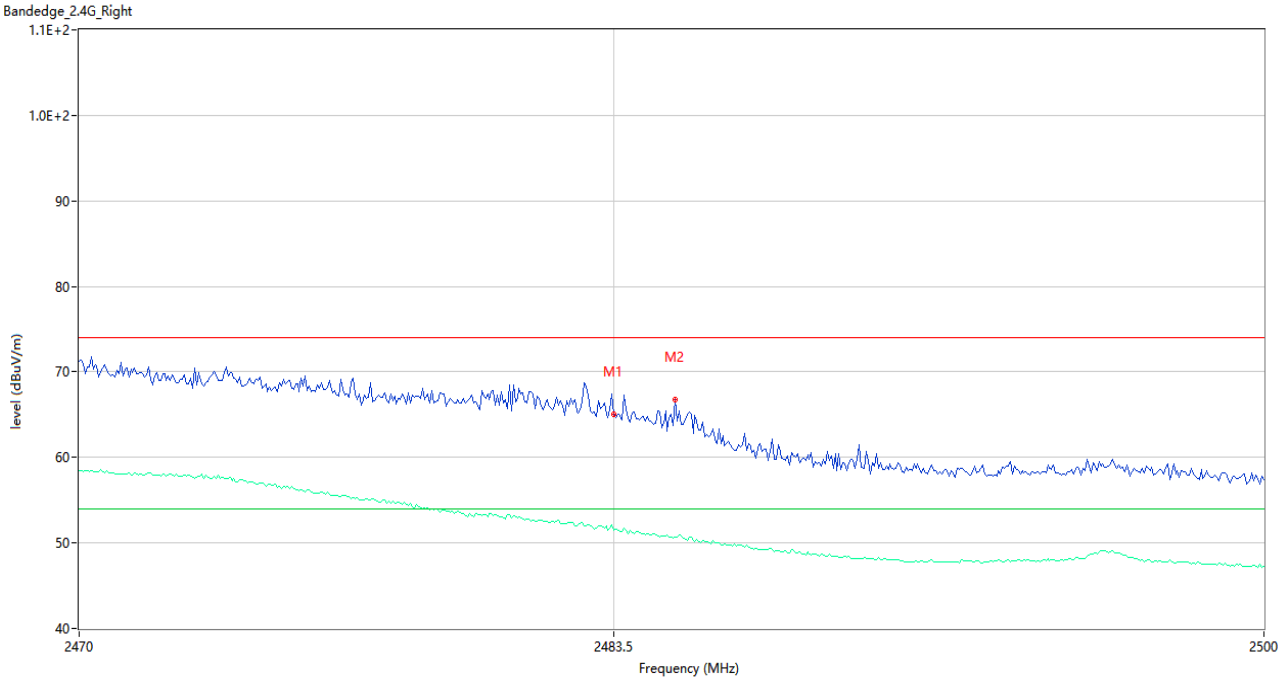

No.	Frequency (MHz)	Results (dBuV/m)	Factor (dB)	Limit (dBuV/m)	Over Limit (dB)	Detector	Table (Degree)	Height (cm)	Antenna	Verdict
1	2483.500	65.05	-1.28	74.0	-8.95	Peak	14.00	150	Vertical	Pass
1**	2483.500	51.48	-1.28	54.0	-2.52	AV	14.00	150	Vertical	Pass
2	2485.050	66.73	-1.31	74.0	-7.27	Peak	15.00	150	Vertical	Pass
2**	2485.050	50.73	-1.31	54.0	-3.27	AV	15.00	150	Vertical	Pass

802.11VHT-20 CHANNEL 8

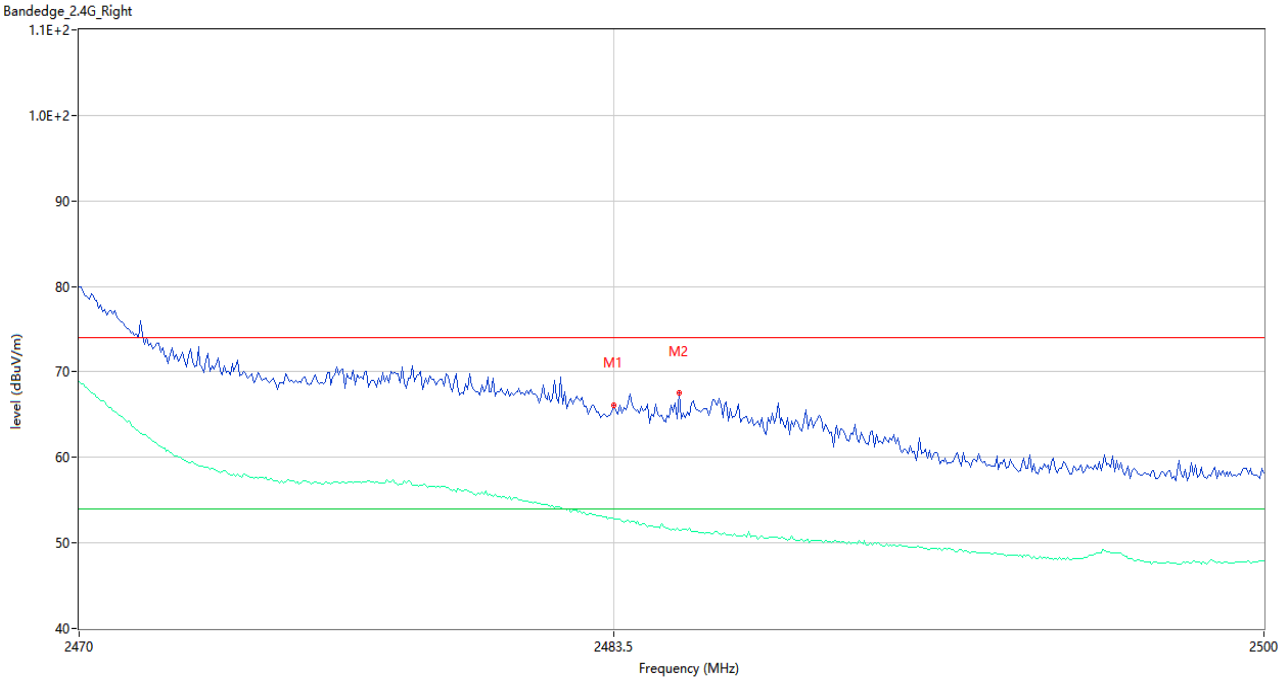

No.	Frequency (MHz)	Results (dBuV/m)	Factor (dB)	Limit (dBuV/m)	Over Limit (dB)	Detector	Table (Degree)	Height (cm)	Antenna	Verdict
1	2483.500	66.16	-1.28	74.0	-7.84	Peak	11.00	150	Vertical	Pass
1**	2483.500	52.82	-1.28	54.0	-1.18	AV	11.00	150	Vertical	Pass
2	2485.150	67.49	-1.32	74.0	-6.51	Peak	14.00	150	Vertical	Pass
2**	2485.150	51.45	-1.32	54.0	-2.55	AV	14.00	150	Vertical	Pass

802.11VHT-20 CHANNEL 9

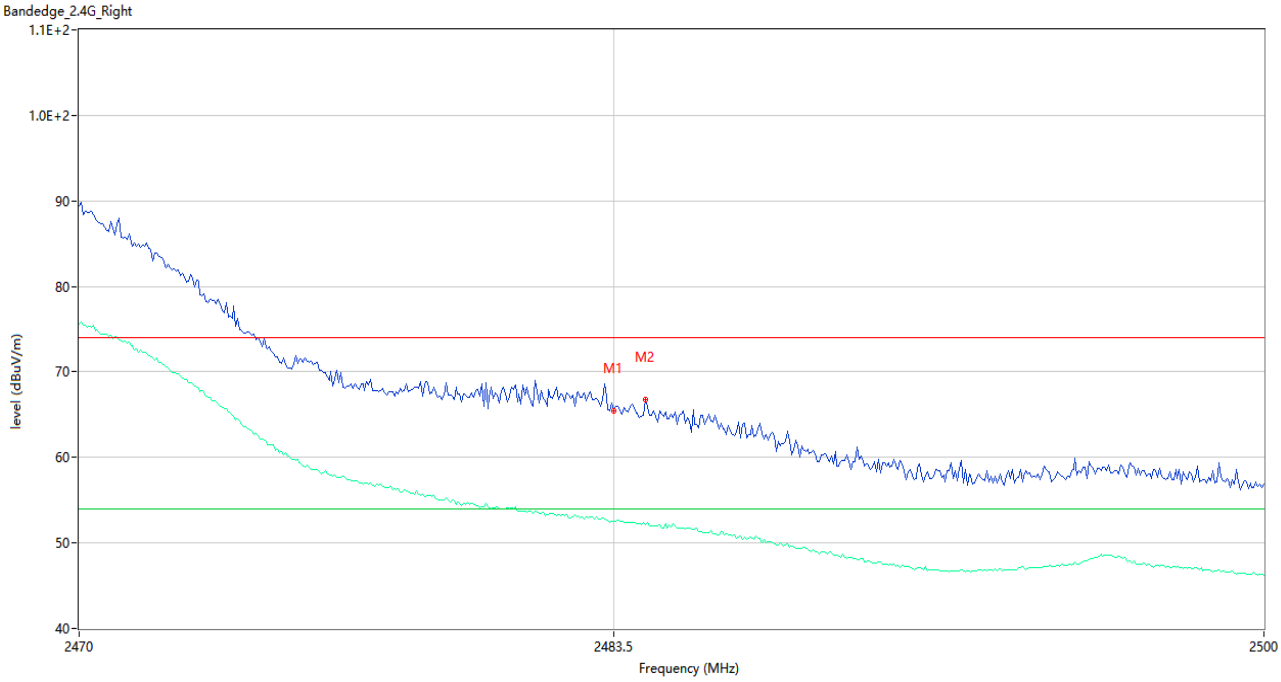

No.	Frequency (MHz)	Results (dBuV/m)	Factor (dB)	Limit (dBuV/m)	Over Limit (dB)	Detector	Table (Degree)	Height (cm)	Antenna	Verdict
1	2483.500	65.41	-1.28	74.0	-8.59	Peak	6.00	150	Vertical	Pass
1**	2483.500	52.56	-1.28	54.0	-1.44	AV	6.00	150	Vertical	Pass
2	2484.300	66.81	-1.29	74.0	-7.19	Peak	4.00	150	Vertical	Pass
2**	2484.300	52.08	-1.29	54.0	-1.92	AV	4.00	150	Vertical	Pass

802.11VHT-20 CHANNEL 10

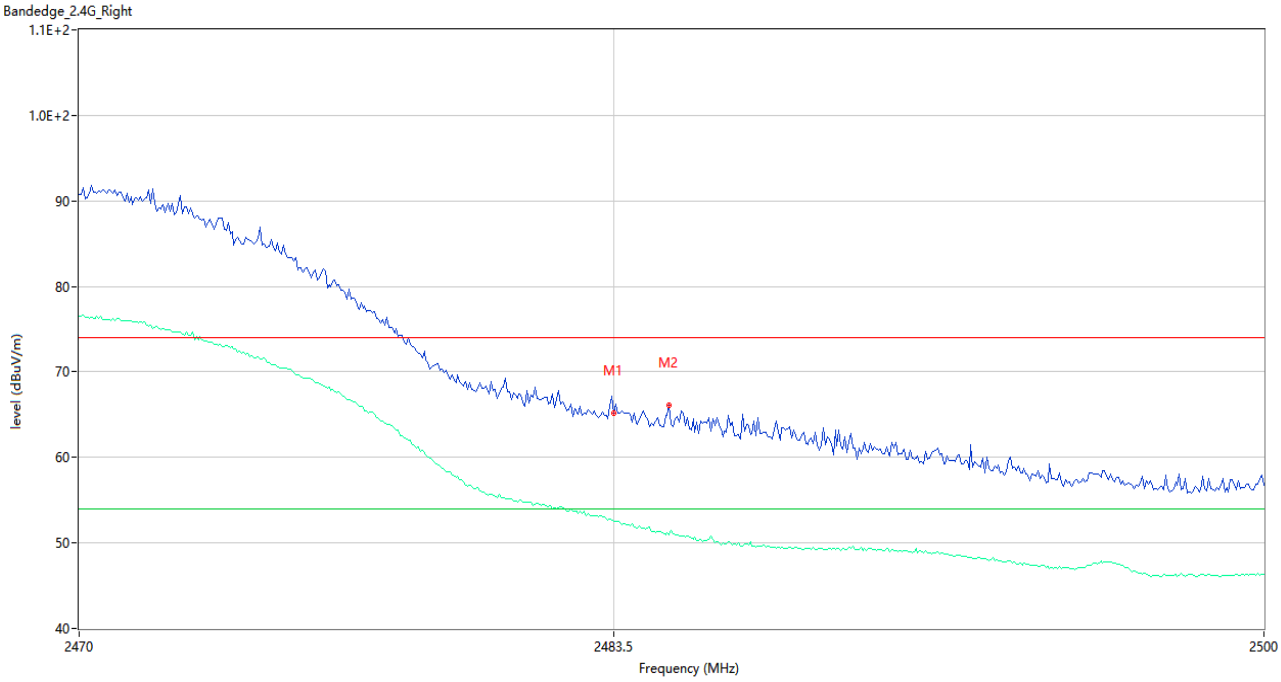

No.	Frequency (MHz)	Results (dBuV/m)	Factor (dB)	Limit (dBuV/m)	Over Limit (dB)	Detector	Table (Degree)	Height (cm)	Antenna	Verdict
1	2483.500	65.13	-1.28	74.0	-8.87	Peak	11.00	150	Vertical	Pass
1**	2483.500	52.56	-1.28	54.0	-1.44	AV	11.00	150	Vertical	Pass
2	2484.900	66.05	-1.31	74.0	-7.95	Peak	5.00	150	Vertical	Pass
2**	2484.900	50.89	-1.31	54.0	-3.11	AV	5.00	150	Vertical	Pass

802.11VHT-20 CHANNEL 11

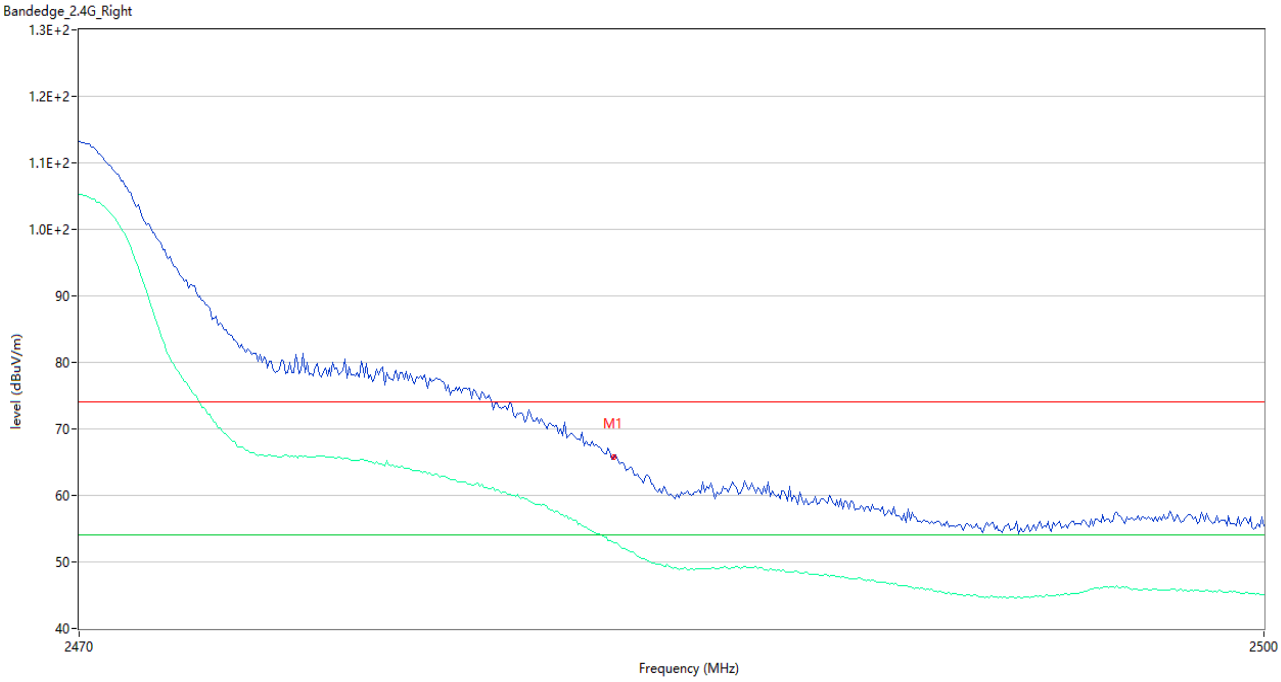

No.	Frequency (MHz)	Results (dBuV/m)	Factor (dB)	Limit (dBuV/m)	Over Limit (dB)	Detector	Table (Degree)	Height (cm)	Antenna	Verdict
1	2483.500	65.81	-1.28	74.0	-8.19	Peak	1.00	150	Vertical	Pass
1**	2483.500	52.87	-1.28	54.0	-1.13	AV	1.00	150	Vertical	Pass

802.11VHT-40 CHANNEL 3

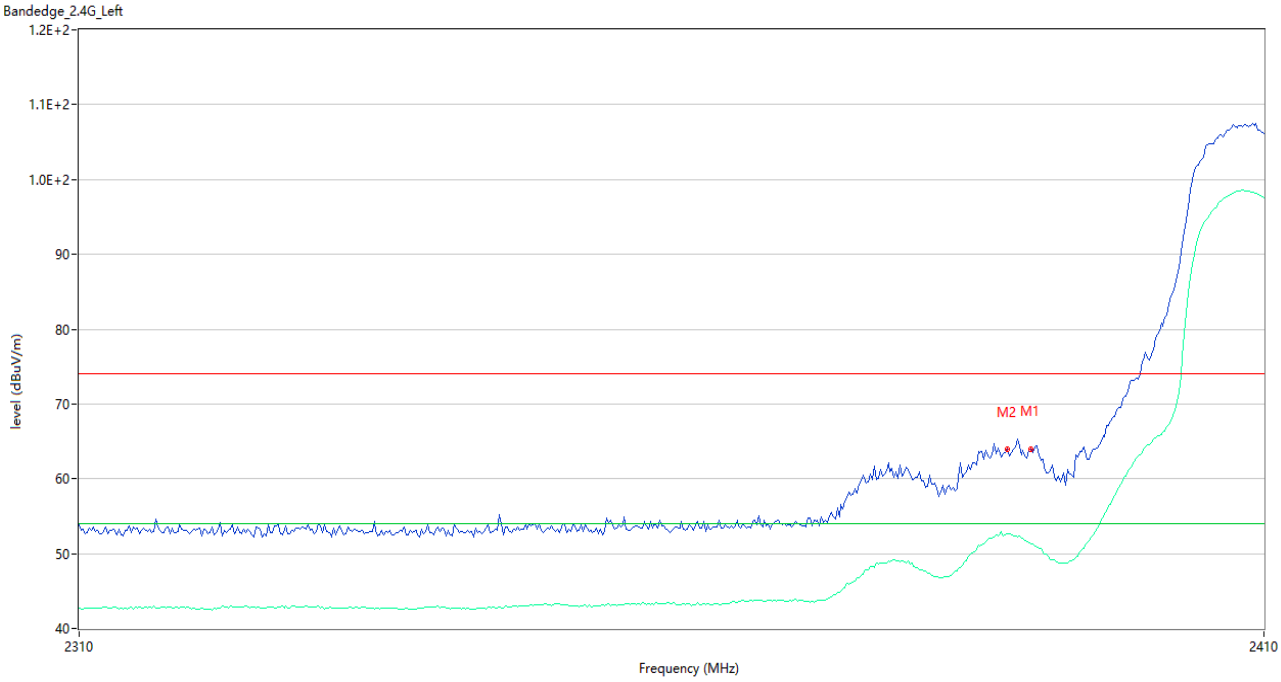

No.	Frequency (MHz)	Results (dBuV/m)	Factor (dB)	Limit (dBuV/m)	Over Limit (dB)	Detector	Table (Degree)	Height (cm)	Antenna	Verdict
1	2390.000	64.00	-1.85	74.0	-10.00	Peak	2.00	150	Vertical	Pass
1**	2390.000	51.35	-1.85	54.0	-2.65	AV	2.00	150	Vertical	Pass
2	2388.000	63.96	-1.73	74.0	-10.04	Peak	3.00	150	Vertical	Pass
2**	2388.000	52.64	-1.73	54.0	-1.36	AV	3.00	150	Vertical	Pass

802.11VHT-40 CHANNEL 4

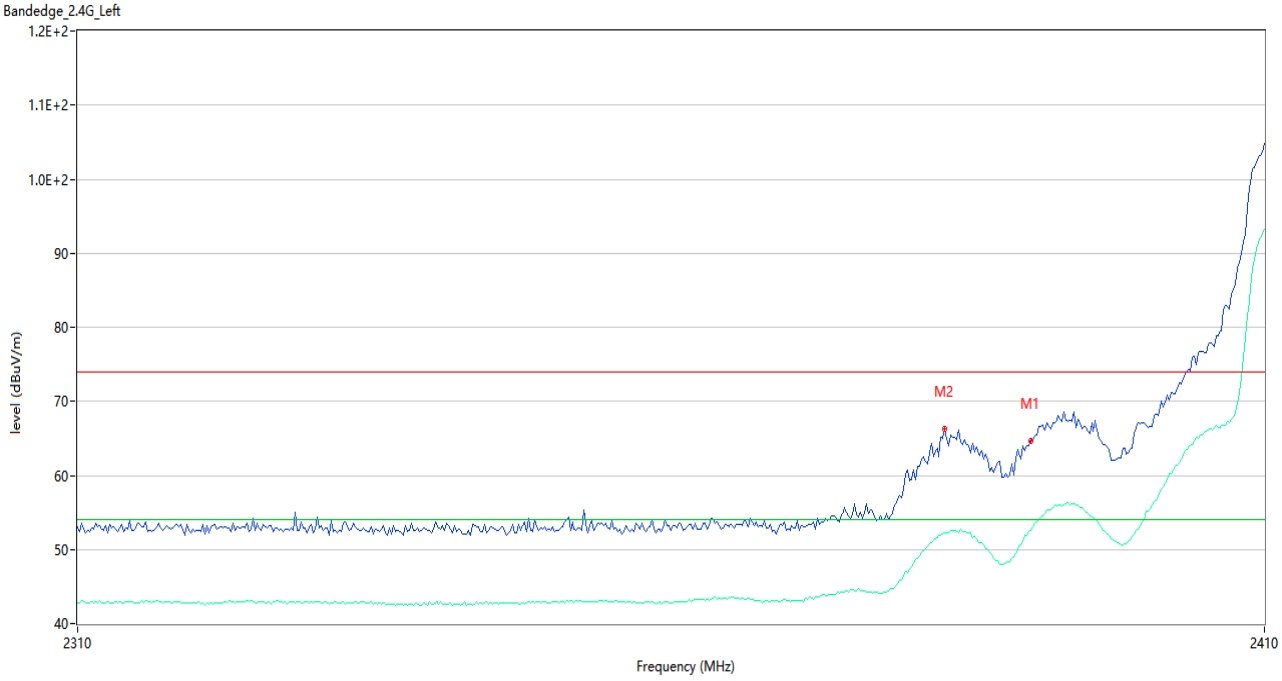

No.	Frequency (MHz)	Results (dBuV/m)	Factor (dB)	Limit (dBuV/m)	Over Limit (dB)	Detector	Table (Degree)	Height (cm)	Antenna	Verdict
1	2390.000	64.64	-1.85	74.0	-9.36	Peak	8.00	150	Vertical	Pass
1**	2390.000	52.52	-1.85	54.0	-1.48	AV	8.00	150	Vertical	Pass
2	2382.667	66.22	-1.56	74.0	-7.78	Peak	15.00	150	Vertical	Pass
2**	2382.667	52.28	-1.56	54.0	-1.72	AV	15.00	150	Vertical	Pass

802.11VHT-40 CHANNEL 5

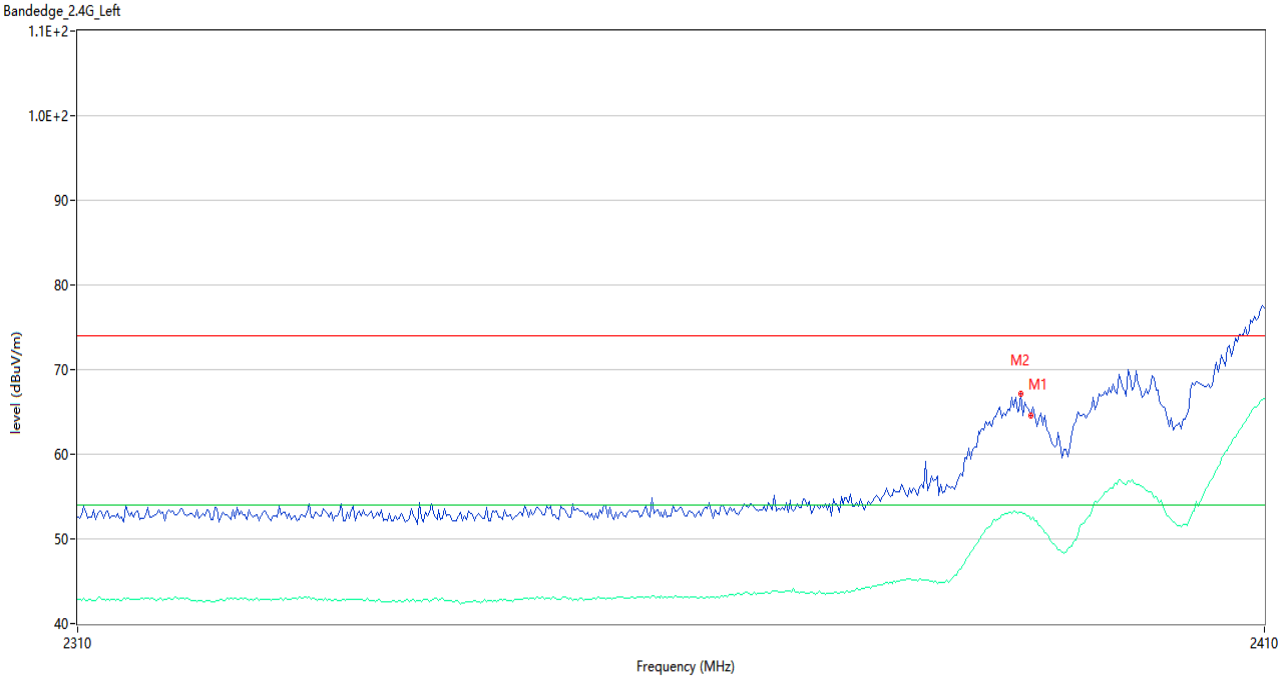

No.	Frequency (MHz)	Results (dBuV/m)	Factor (dB)	Limit (dBuV/m)	Over Limit (dB)	Detector	Table (Degree)	Height (cm)	Antenna	Verdict
1	2390.000	64.56	-1.85	74.0	-9.44	Peak	10.00	150	Vertical	Pass
1**	2390.000	52.27	-1.85	54.0	-1.73	AV	10.00	150	Vertical	Pass
2	2389.167	67.20	-1.81	74.0	-6.80	Peak	0.00	150	Vertical	Pass
2**	2389.167	53.10	-1.81	54.0	-0.90	AV	0.00	150	Vertical	Pass

802.11VHT-40 CHANNEL 6

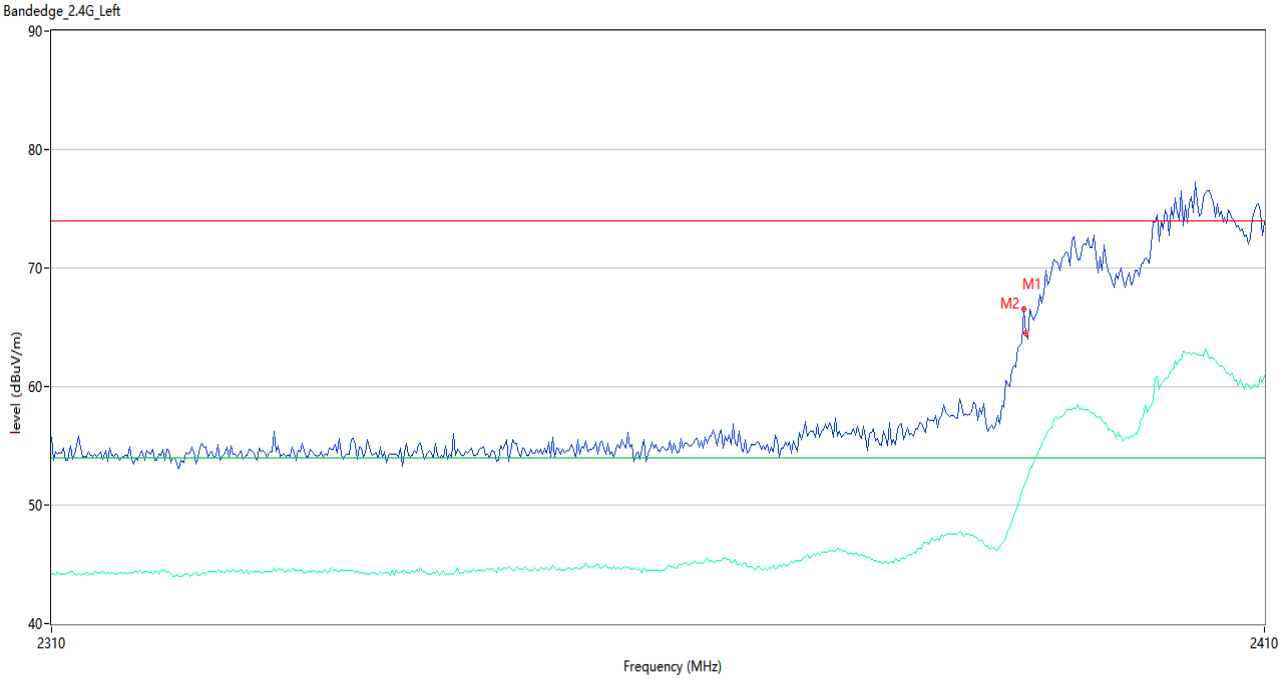

No.	Frequency (MHz)	Results (dBuV/m)	Factor (dB)	Limit (dBuV/m)	Over Limit (dB)	Detector	Table (Degree)	Height (cm)	Antenna	Verdict
1	2390.000	64.54	-1.85	74.0	-9.46	Peak	2.00	150	Vertical	Pass
1**	2390.000	51.98	-1.85	54.0	-2.02	AV	2.00	150	Vertical	Pass
2	2389.833	66.58	-1.84	74.0	-7.42	Peak	3.00	150	Vertical	Pass
2**	2389.833	51.51	-1.84	54.0	-2.49	AV	3.00	150	Vertical	Pass

802.11VHT-40 CHANNEL 6

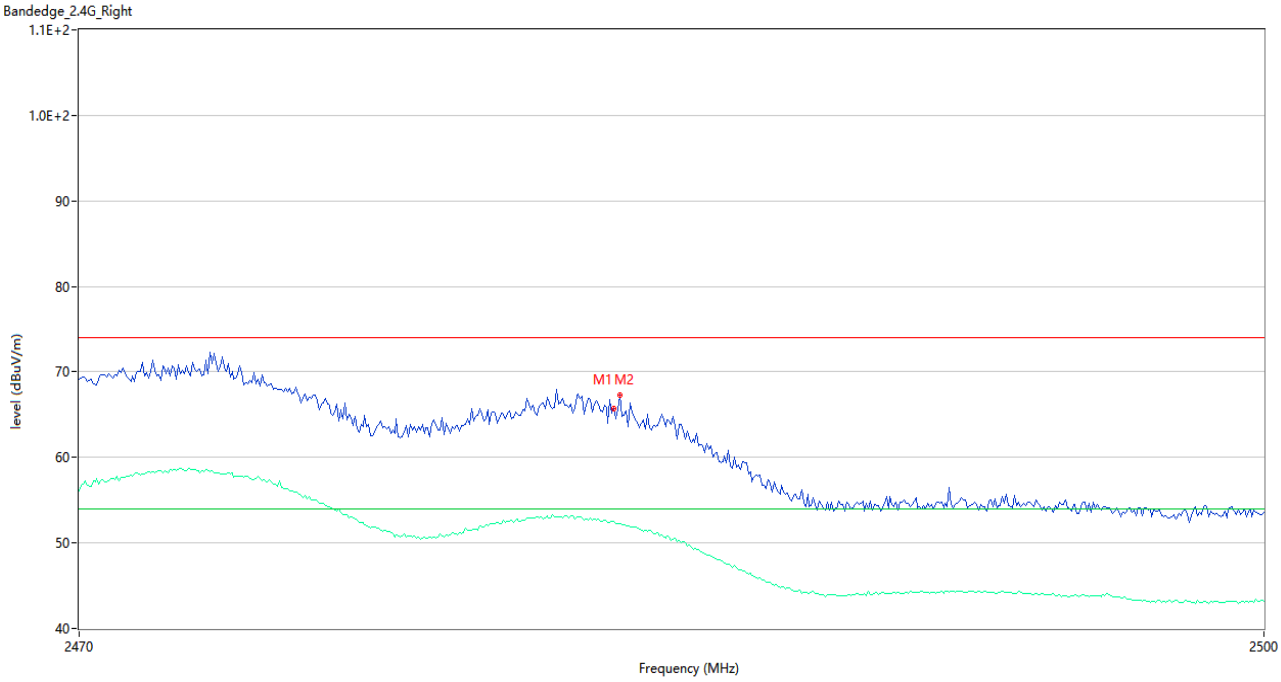

No.	Frequency (MHz)	Results (dBuV/m)	Factor (dB)	Limit (dBuV/m)	Over Limit (dB)	Detector	Table (Degree)	Height (cm)	Antenna	Verdict
1	2483.500	65.77	-1.28	74.0	-8.23	Peak	5.00	150	Vertical	Pass
1**	2483.500	52.46	-1.28	54.0	-1.54	AV	5.00	150	Vertical	Pass
2	2483.650	67.34	-1.28	74.0	-6.66	Peak	11.00	150	Vertical	Pass
2**	2483.650	52.27	-1.28	54.0	-1.73	AV	11.00	150	Vertical	Pass

802.11VHT-40 CHANNEL 7

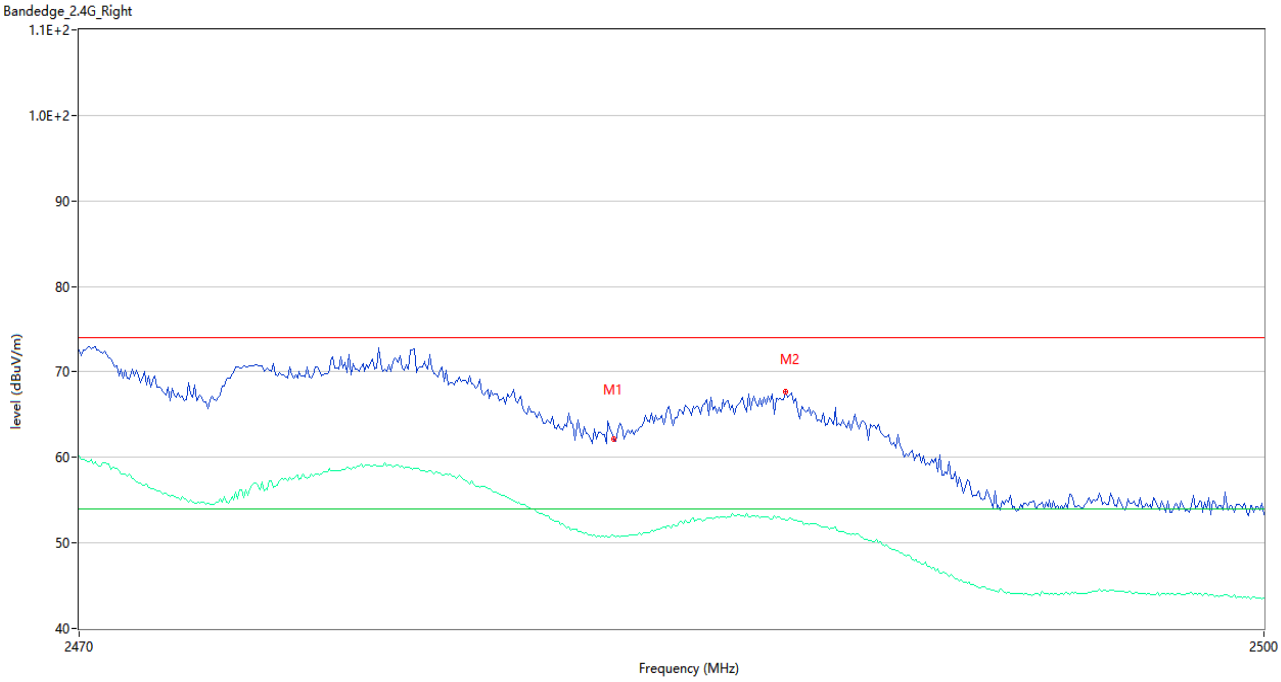

No.	Frequency (MHz)	Results (dBuV/m)	Factor (dB)	Limit (dBuV/m)	Over Limit (dB)	Detector	Table (Degree)	Height (cm)	Antenna	Verdict
1	2483.500	62.14	-1.28	74.0	-11.86	Peak	10.00	150	Vertical	Pass
1**	2483.500	50.82	-1.28	54.0	-3.18	AV	10.00	150	Vertical	Pass
2	2487.850	67.71	-1.45	74.0	-6.29	Peak	11.00	150	Vertical	Pass
2**	2487.850	52.66	-1.45	54.0	-1.34	AV	11.00	150	Vertical	Pass

802.11VHT-40 CHANNEL 8

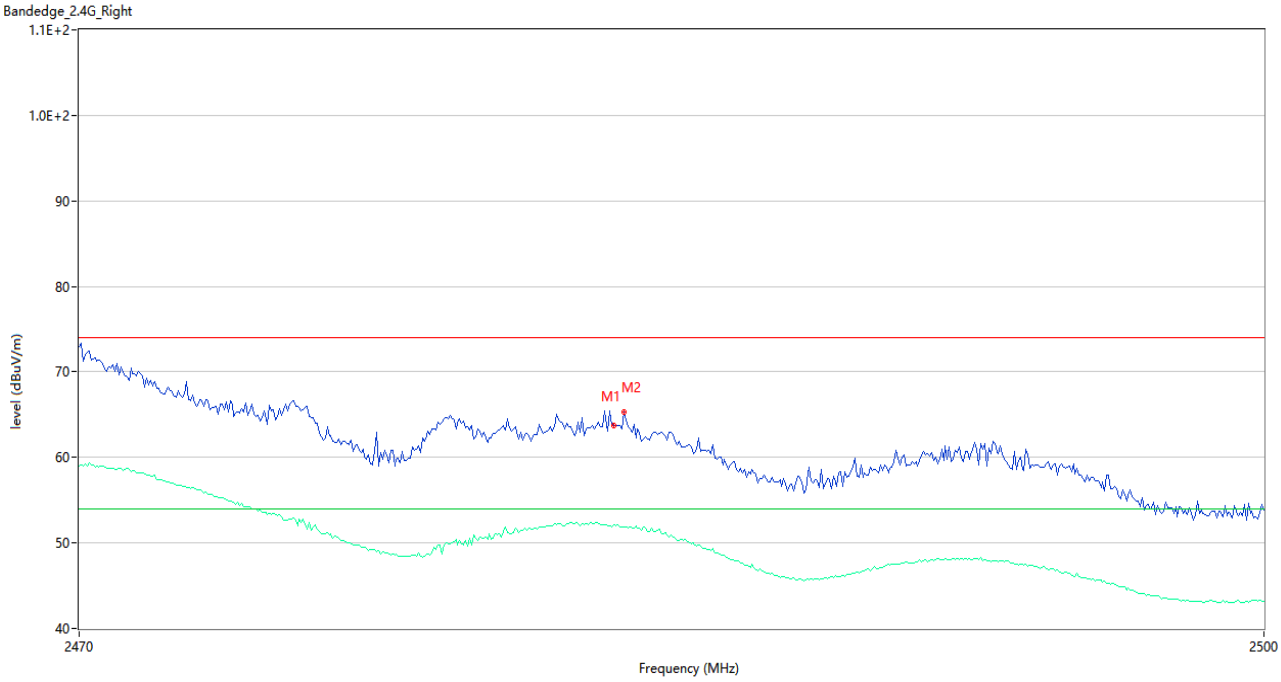

No.	Frequency (MHz)	Results (dBuV/m)	Factor (dB)	Limit (dBuV/m)	Over Limit (dB)	Detector	Table (Degree)	Height (cm)	Antenna	Verdict
1	2483.500	63.67	-1.28	74.0	-10.33	Peak	15.00	150	Vertical	Pass
1**	2483.500	52.17	-1.28	54.0	-1.83	AV	15.00	150	Vertical	Pass
2	2483.750	65.27	-1.28	74.0	-8.73	Peak	15.00	150	Vertical	Pass
2**	2483.750	51.92	-1.28	54.0	-2.08	AV	15.00	150	Vertical	Pass

802.11VHT-40 CHANNEL 9

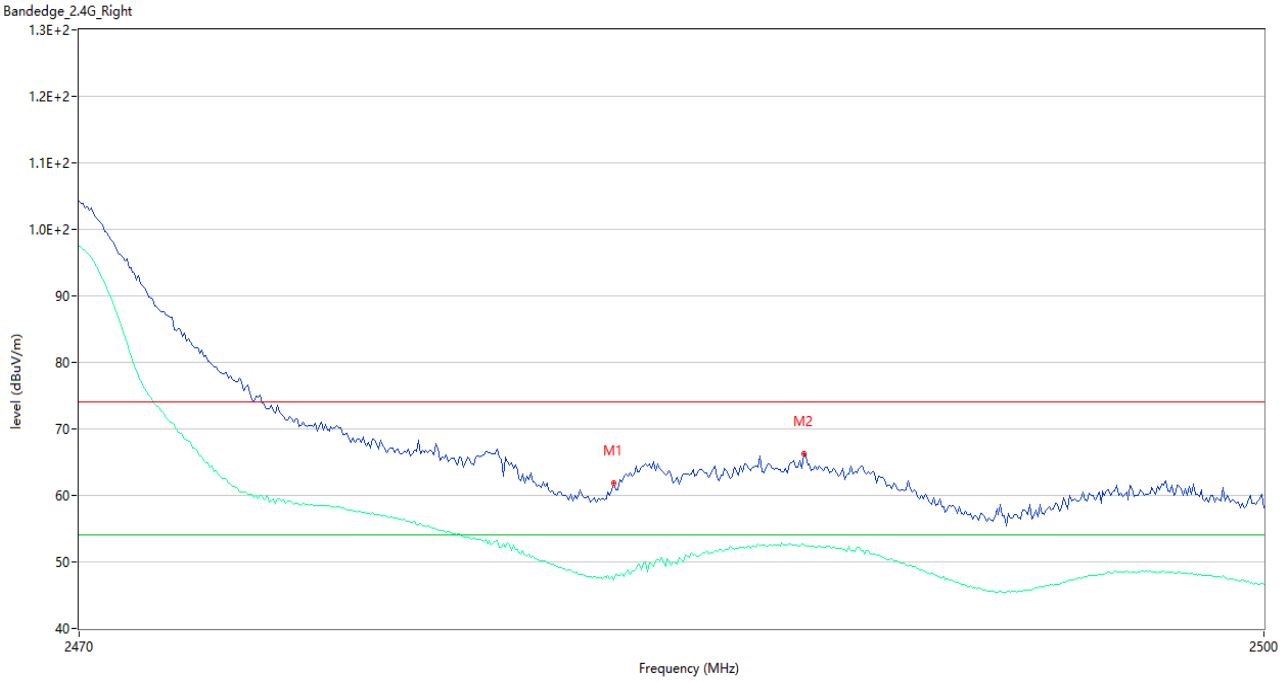

No.	Frequency (MHz)	Results (dBuV/m)	Factor (dB)	Limit (dBuV/m)	Over Limit (dB)	Detector	Table (Degree)	Height (cm)	Antenna	Verdict
1	2483.500	61.78	-1.28	74.0	-12.22	Peak	13.00	150	Vertical	Pass
1**	2483.500	47.33	-1.28	54.0	-6.67	AV	13.00	150	Vertical	Pass
2	2488.300	66.25	-1.48	74.0	-7.75	Peak	13.00	150	Vertical	Pass
2**	2488.300	52.48	-1.48	54.0	-1.52	AV	13.00	150	Vertical	Pass

802.11ax-20(SU) CHANNEL 1

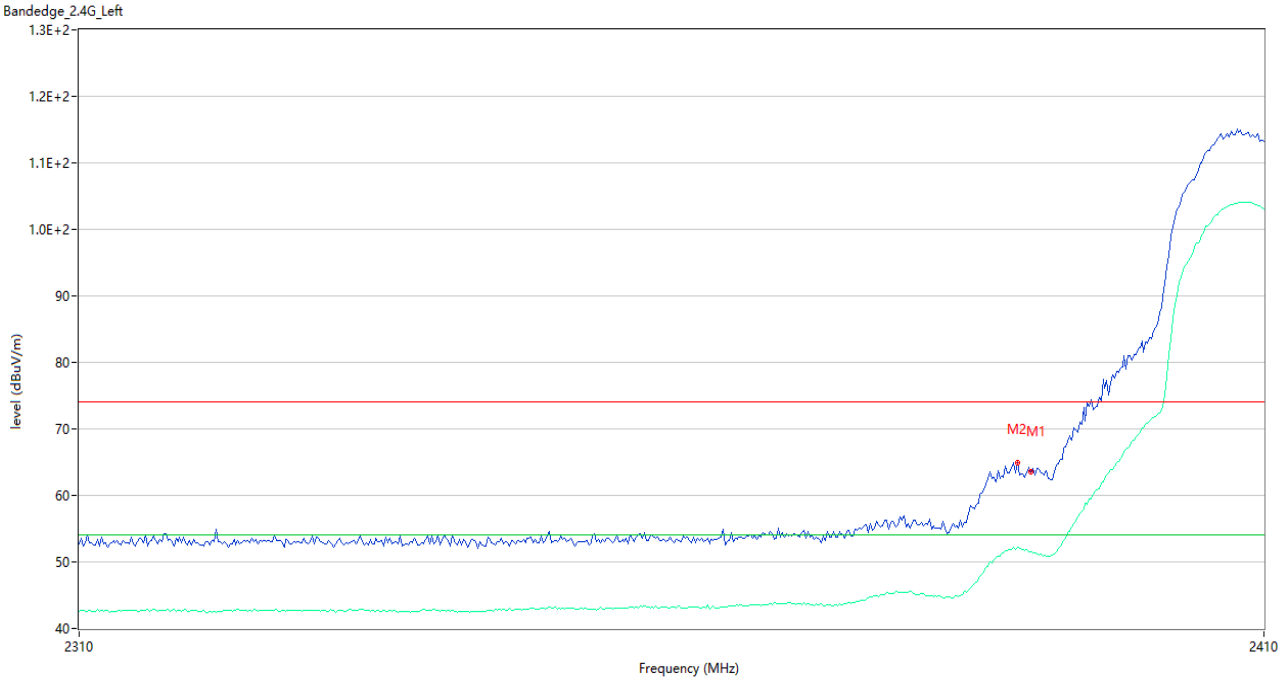

No.	Frequency (MHz)	Results (dBuV/m)	Factor (dB)	Limit (dBuV/m)	Over Limit (dB)	Detector	Table (Degree)	Height (cm)	Antenna	Verdict
1	2390.000	63.58	-1.85	74.0	-10.42	Peak	11.00	150	Vertical	Pass
1**	2390.000	51.58	-1.85	54.0	-2.42	AV	11.00	150	Vertical	Pass
2	2388.833	64.97	-1.80	74.0	-9.03	Peak	4.00	150	Vertical	Pass
2**	2388.833	52.14	-1.80	54.0	-1.86	AV	4.00	150	Vertical	Pass

802.11ax-20(SU) CHANNEL 2

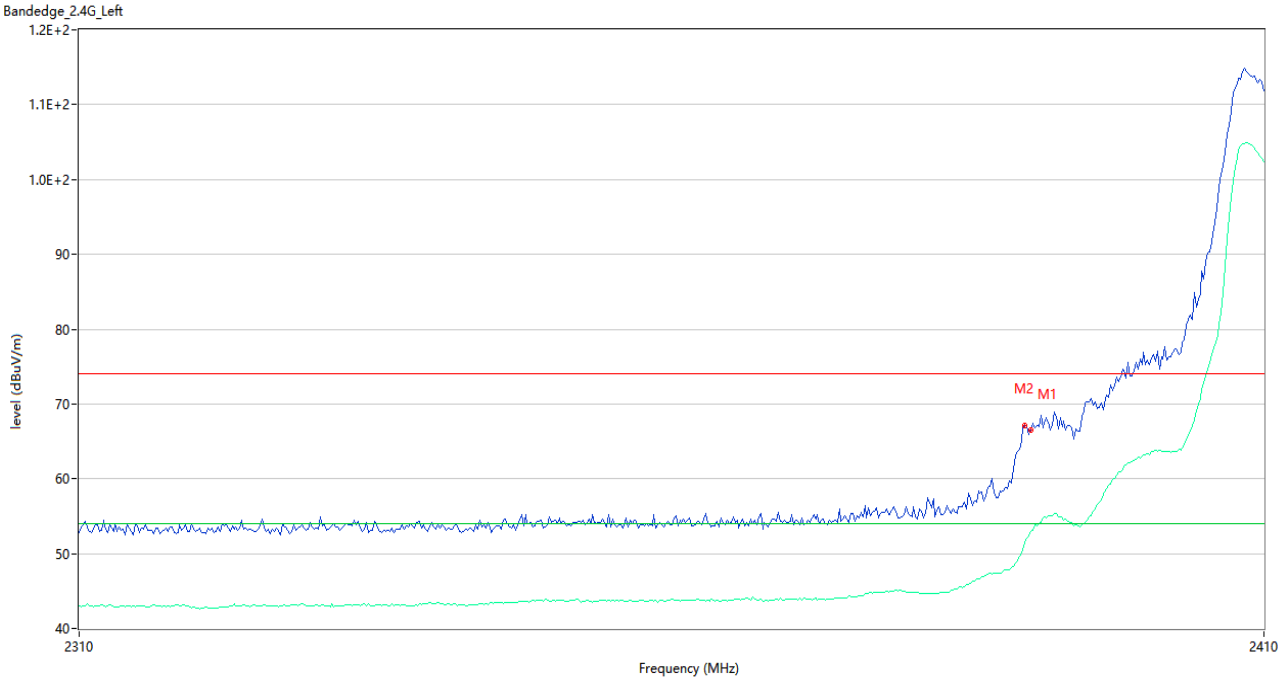

No.	Frequency (MHz)	Results (dBuV/m)	Factor (dB)	Limit (dBuV/m)	Over Limit (dB)	Detector	Table (Degree)	Height (cm)	Antenna	Verdict
1	2390.000	66.56	-1.85	74.0	-7.44	Peak	5.00	150	Vertical	Pass
1**	2390.000	52.98	-1.85	54.0	-1.02	AV	5.00	150	Vertical	Pass
2	2389.500	67.12	-1.83	74.0	-6.88	Peak	15.00	150	Vertical	Pass
2**	2389.500	51.45	-1.83	54.0	-2.55	AV	15.00	150	Vertical	Pass

802.11ax-20(SU) CHANNEL 3

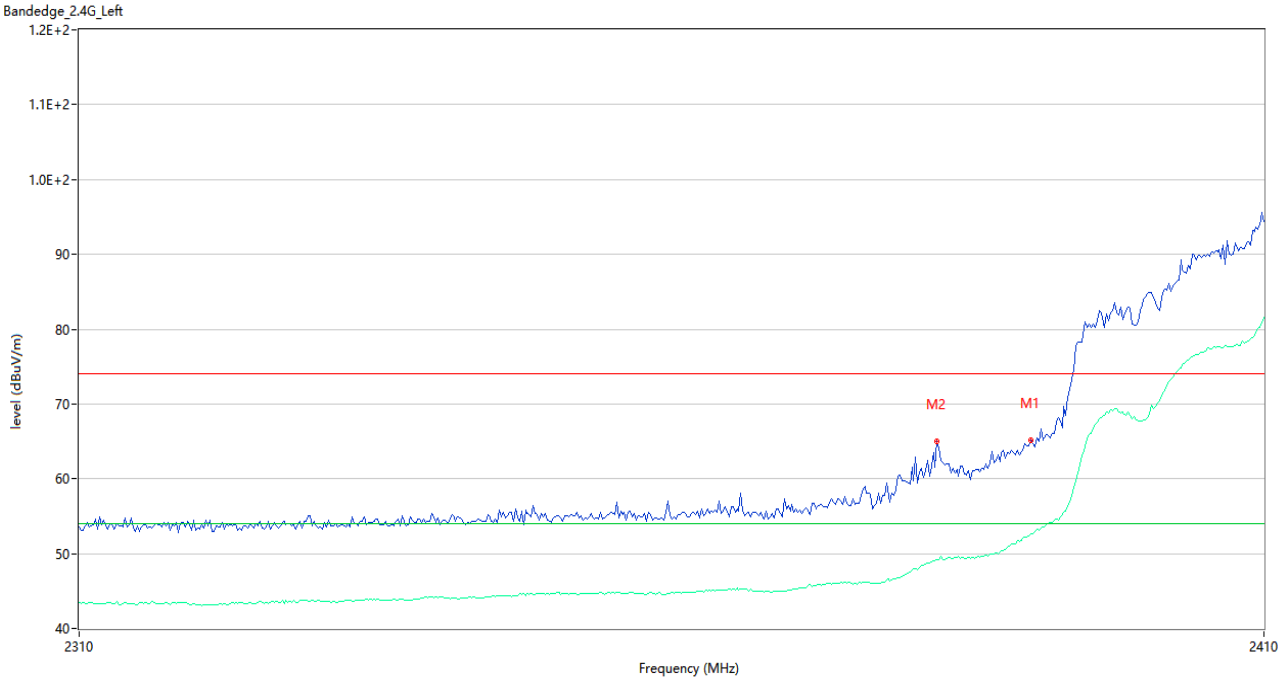

No.	Frequency (MHz)	Results (dBuV/m)	Factor (dB)	Limit (dBuV/m)	Over Limit (dB)	Detector	Table (Degree)	Height (cm)	Antenna	Verdict
1	2390.000	65.20	-1.85	74.0	-8.80	Peak	14.00	150	Vertical	Pass
1**	2390.000	52.61	-1.85	54.0	-1.39	AV	14.00	150	Vertical	Pass
2	2382.000	65.02	-1.54	74.0	-8.98	Peak	15.00	150	Vertical	Pass
2**	2382.000	49.22	-1.54	54.0	-4.78	AV	15.00	150	Vertical	Pass

802.11ax-20(SU) CHANNEL 4

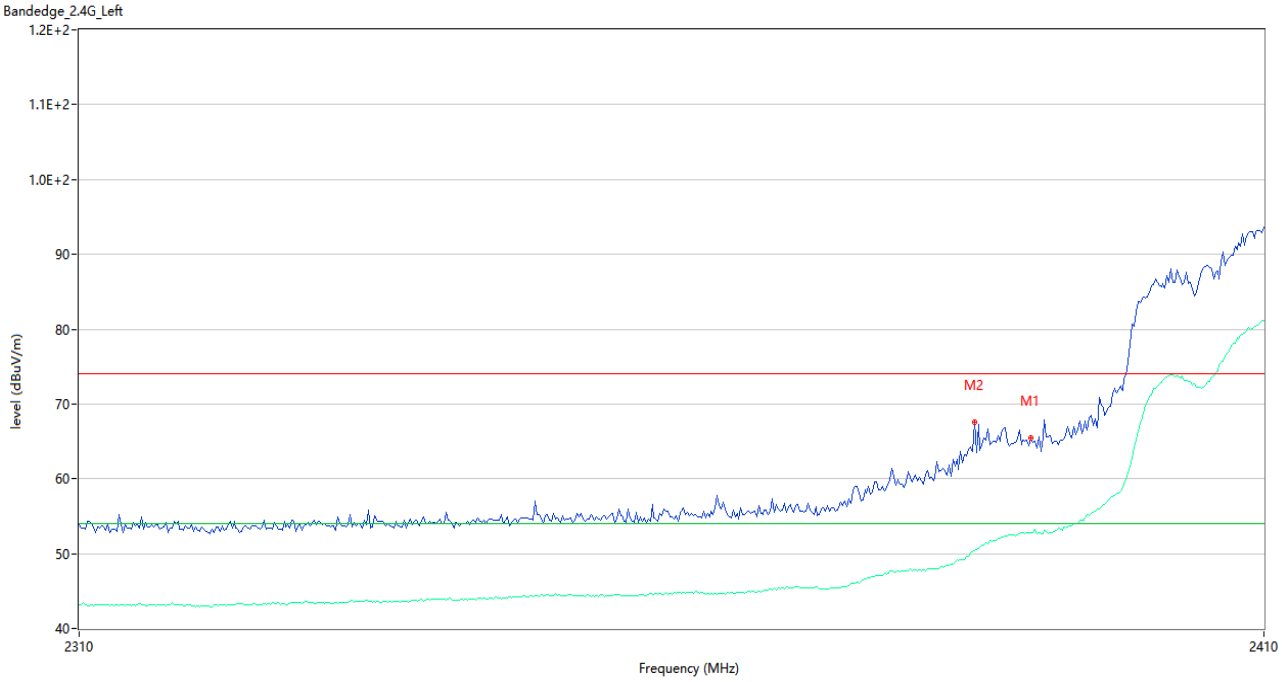

No.	Frequency (MHz)	Results (dBuV/m)	Factor (dB)	Limit (dBuV/m)	Over Limit (dB)	Detector	Table (Degree)	Height (cm)	Antenna	Verdict
1	2390.000	65.43	-1.85	74.0	-8.57	Peak	14.00	150	Vertical	Pass
1**	2390.000	52.76	-1.85	54.0	-1.24	AV	14.00	150	Vertical	Pass
2	2385.167	67.50	-1.64	74.0	-6.50	Peak	11.00	150	Vertical	Pass
2**	2385.167	50.36	-1.64	54.0	-3.64	AV	11.00	150	Vertical	Pass

802.11ax-20(SU) CHANNEL 5

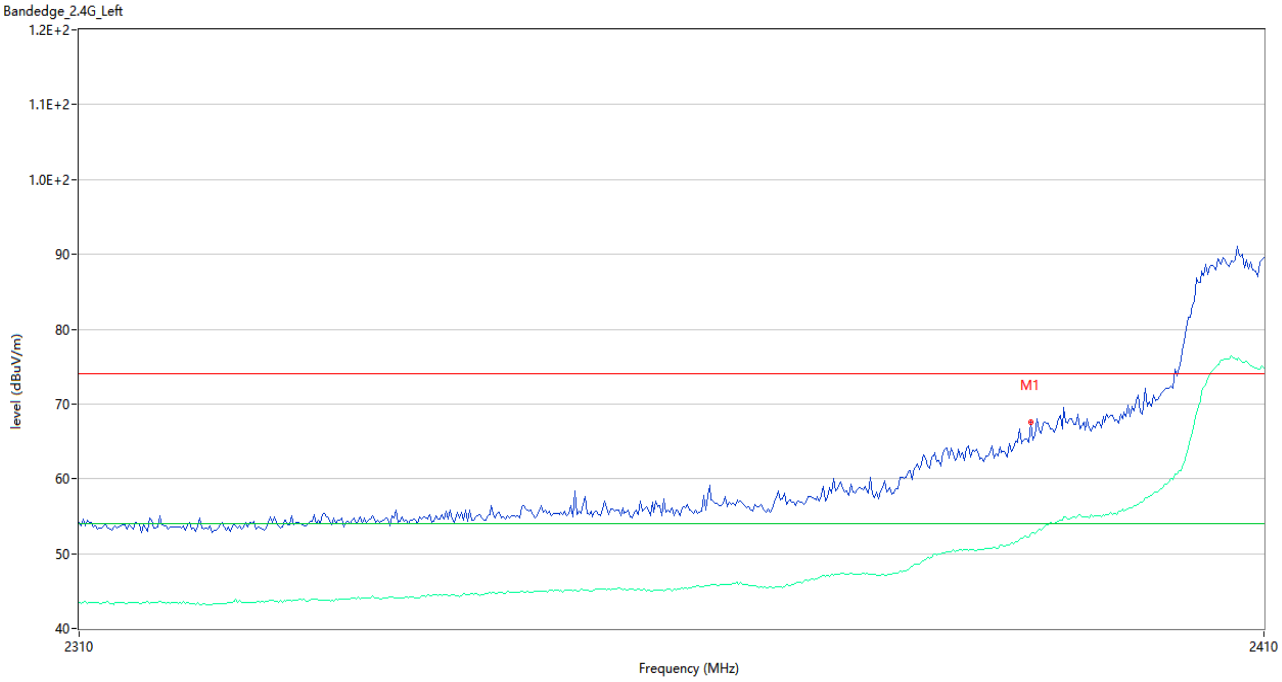

No.	Frequency (MHz)	Results (dBuV/m)	Factor (dB)	Limit (dBuV/m)	Over Limit (dB)	Detector	Table (Degree)	Height (cm)	Antenna	Verdict
1	2390.000	67.51	-1.85	74.0	-6.49	Peak	9.00	150	Vertical	Pass
1**	2390.000	52.70	-1.85	54.0	-1.30	AV	9.00	150	Vertical	Pass

802.11ax-20(SU) CHANNEL 6

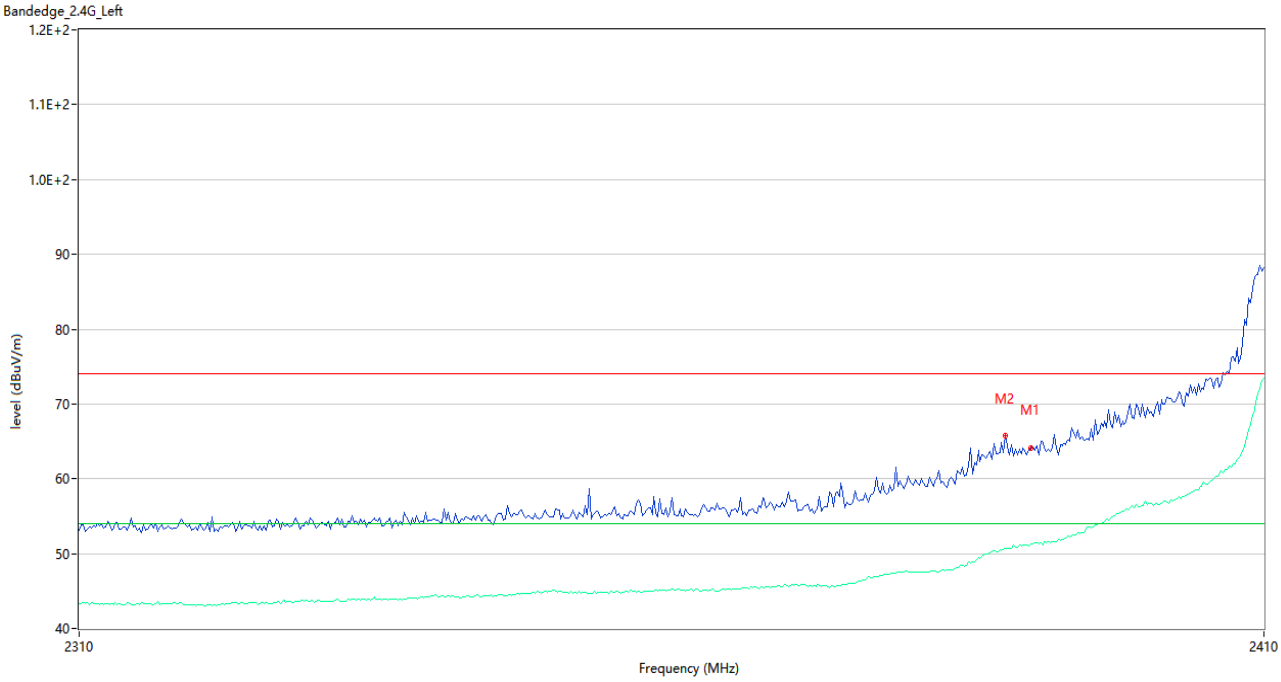

No.	Frequency (MHz)	Results (dBuV/m)	Factor (dB)	Limit (dBuV/m)	Over Limit (dB)	Detector	Table (Degree)	Height (cm)	Antenna	Verdict
1	2390.000	64.17	-1.85	74.0	-9.83	Peak	8.00	150	Vertical	Pass
1**	2390.000	51.29	-1.85	54.0	-2.71	AV	8.00	150	Vertical	Pass
2	2387.833	65.72	-1.71	74.0	-8.28	Peak	7.00	150	Vertical	Pass
2**	2387.833	50.71	-1.71	54.0	-3.29	AV	7.00	150	Vertical	Pass

802.11ax-20(SU) CHANNEL 6

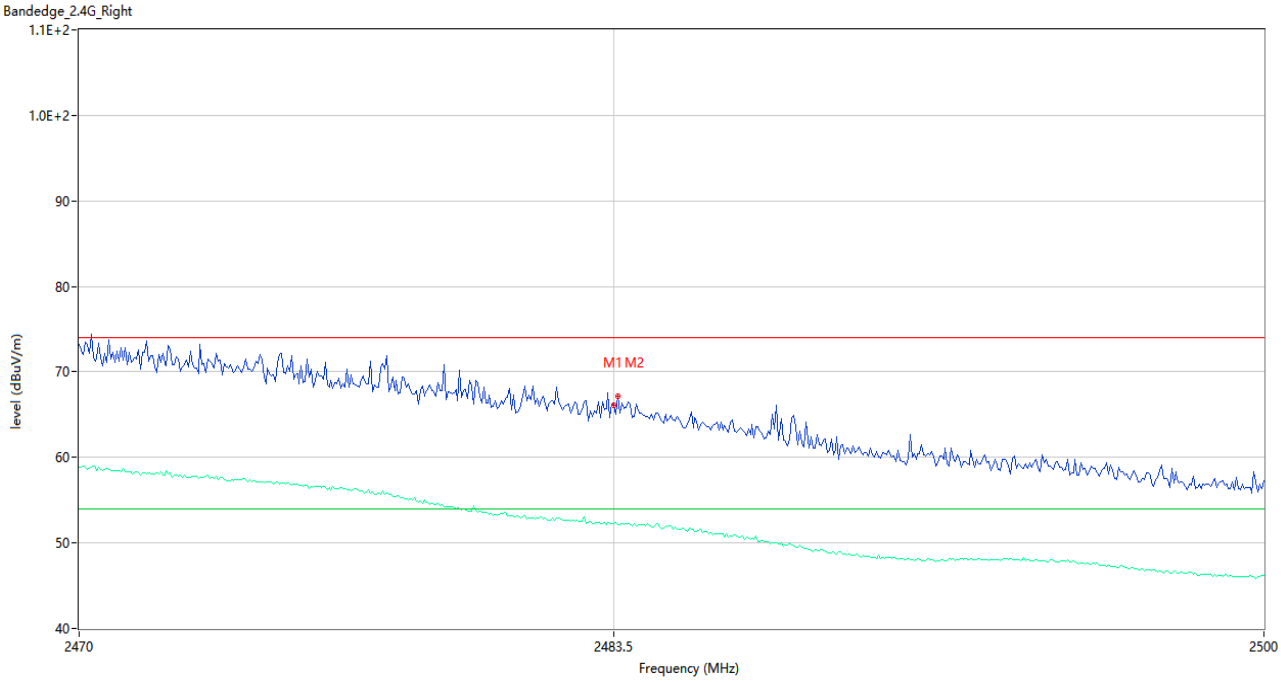

No.	Frequency (MHz)	Results (dBuV/m)	Factor (dB)	Limit (dBuV/m)	Over Limit (dB)	Detector	Table (Degree)	Height (cm)	Antenna	Verdict
1	2483.500	66.07	-1.28	74.0	-7.93	Peak	9.00	150	Vertical	Pass
1**	2483.500	52.20	-1.28	54.0	-1.80	AV	9.00	150	Vertical	Pass
2	2483.600	67.15	-1.28	74.0	-6.85	Peak	12.00	150	Vertical	Pass
2**	2483.600	52.19	-1.28	54.0	-1.81	AV	12.00	150	Vertical	Pass

802.11ax-20(SU) CHANNEL 7

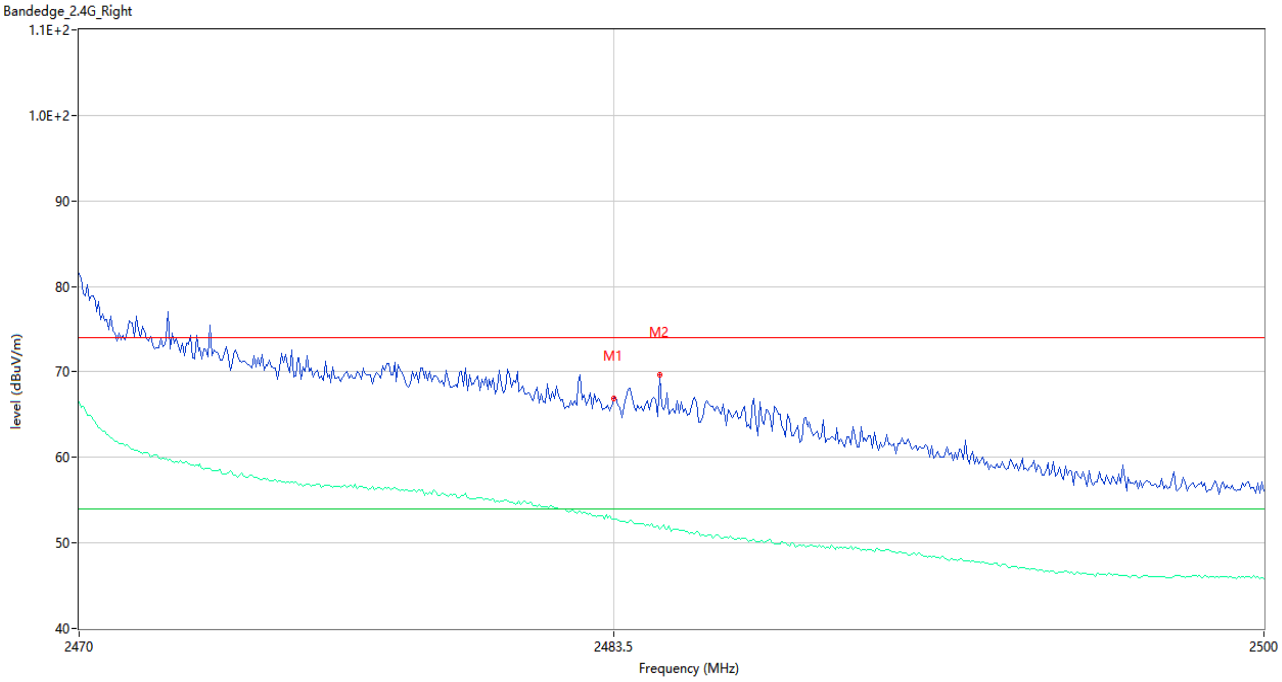

No.	Frequency (MHz)	Results (dBuV/m)	Factor (dB)	Limit (dBuV/m)	Over Limit (dB)	Detector	Table (Degree)	Height (cm)	Antenna	Verdict
1	2483.500	66.95	-1.28	74.0	-7.05	Peak	11.00	150	Vertical	Pass
1**	2483.500	52.84	-1.28	54.0	-1.16	AV	11.00	150	Vertical	Pass
2	2484.650	69.60	-1.30	74.0	-4.40	Peak	8.00	150	Vertical	Pass
2**	2484.650	51.64	-1.30	54.0	-2.36	AV	8.00	150	Vertical	Pass

802.11ax-20(SU) CHANNEL 8

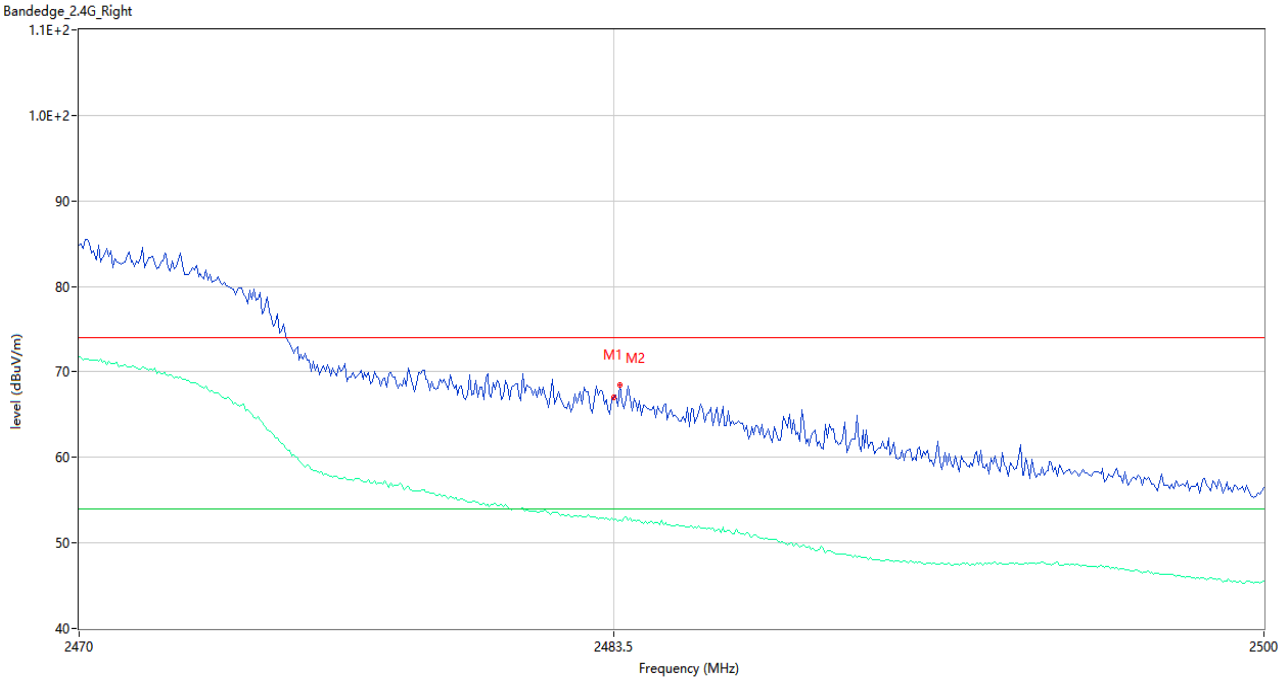

No.	Frequency (MHz)	Results (dBuV/m)	Factor (dB)	Limit (dBuV/m)	Over Limit (dB)	Detector	Table (Degree)	Height (cm)	Antenna	Verdict
1	2483.500	67.07	-1.28	74.0	-6.93	Peak	6.00	150	Vertical	Pass
1**	2483.500	52.63	-1.28	54.0	-1.37	AV	6.00	150	Vertical	Pass
2	2483.650	68.48	-1.28	74.0	-5.52	Peak	13.00	150	Vertical	Pass
2**	2483.650	52.67	-1.28	54.0	-1.33	AV	13.00	150	Vertical	Pass

802.11ax-20(SU) CHANNEL 9

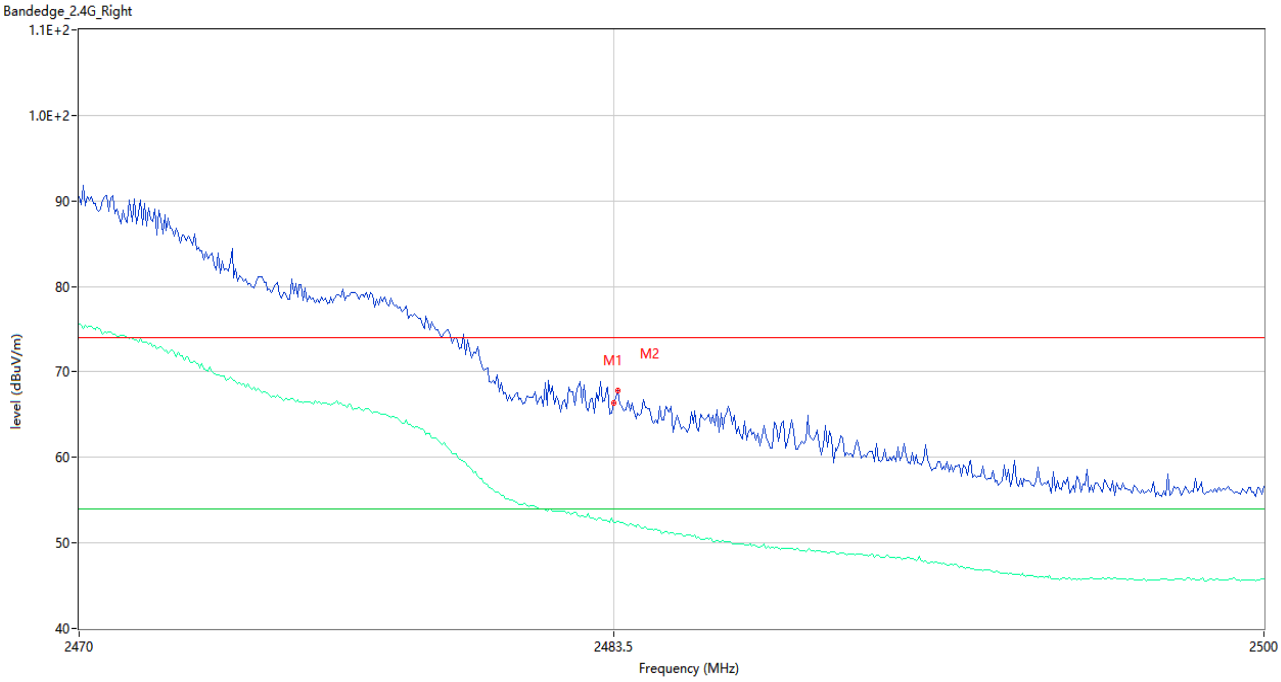

No.	Frequency (MHz)	Results (dBuV/m)	Factor (dB)	Limit (dBuV/m)	Over Limit (dB)	Detector	Table (Degree)	Height (cm)	Antenna	Verdict
1	2483.500	66.42	-1.28	74.0	-7.58	Peak	4.00	150	Vertical	Pass
1**	2483.500	52.39	-1.28	54.0	-1.61	AV	4.00	150	Vertical	Pass
2	2483.600	67.83	-1.28	74.0	-6.17	Peak	4.00	150	Vertical	Pass
2**	2483.600	52.52	-1.28	54.0	-1.48	AV	4.00	150	Vertical	Pass

802.11ax-20(SU) CHANNEL 10

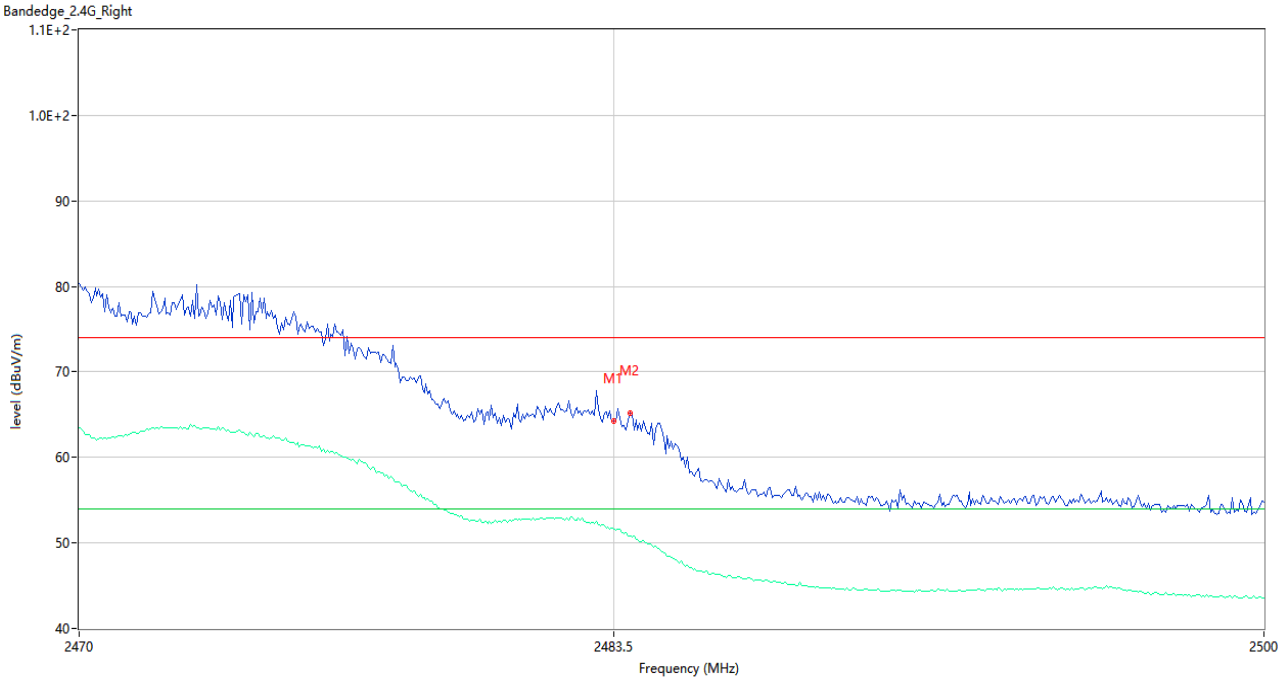

No.	Frequency (MHz)	Results (dBuV/m)	Factor (dB)	Limit (dBuV/m)	Over Limit (dB)	Detector	Table (Degree)	Height (cm)	Antenna	Verdict
1	2483.500	64.22	-1.28	74.0	-9.78	Peak	13.00	150	Vertical	Pass
1**	2483.500	51.59	-1.28	54.0	-2.41	AV	13.00	150	Vertical	Pass
2	2483.900	65.14	-1.28	74.0	-8.86	Peak	15.00	150	Vertical	Pass
2**	2483.900	50.83	-1.28	54.0	-3.17	AV	15.00	150	Vertical	Pass

802.11ax-20(SU) CHANNEL 11

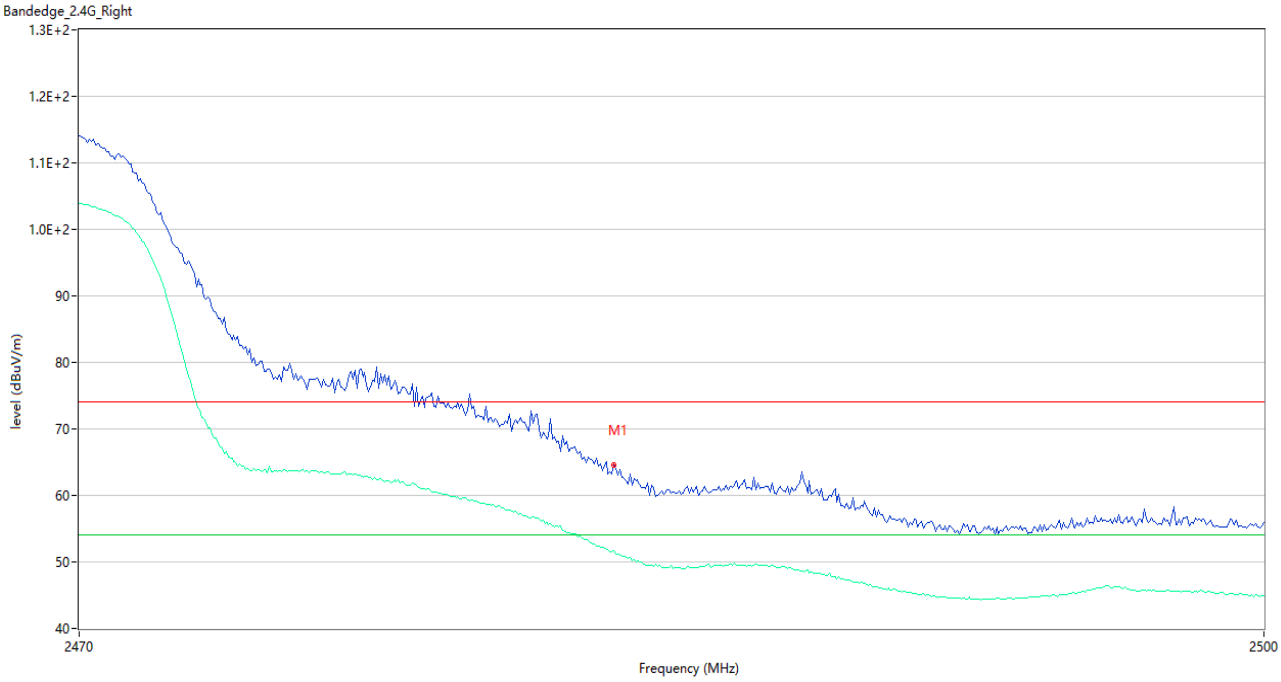

No.	Frequency (MHz)	Results (dBuV/m)	Factor (dB)	Limit (dBuV/m)	Over Limit (dB)	Detector	Table (Degree)	Height (cm)	Antenna	Verdict
1	2483.500	64.52	-1.28	74.0	-9.48	Peak	6.00	150	Vertical	Pass
1**	2483.500	51.68	-1.28	54.0	-2.32	AV	6.00	150	Vertical	Pass

802.11ax-40(SU) CHANNEL 3

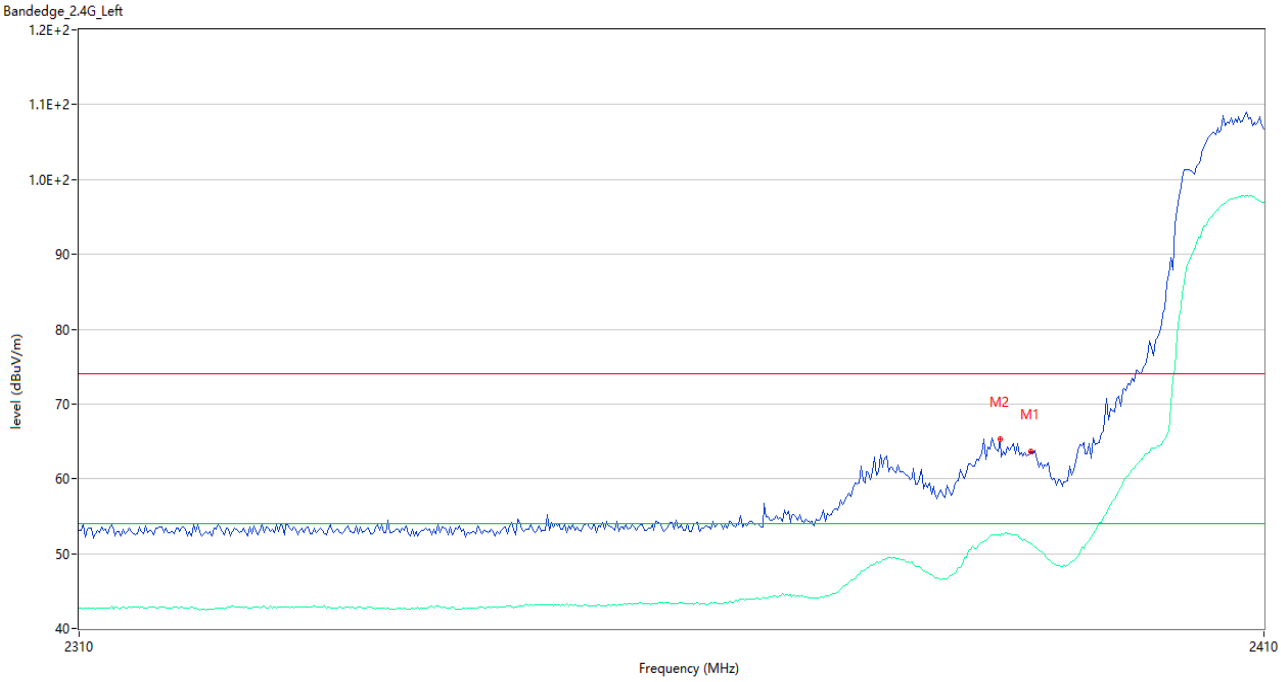

No.	Frequency (MHz)	Results (dBuV/m)	Factor (dB)	Limit (dBuV/m)	Over Limit (dB)	Detector	Table (Degree)	Height (cm)	Antenna	Verdict
1	2390.000	63.69	-1.85	74.0	-10.31	Peak	13.00	150	Vertical	Pass
1**	2390.000	51.35	-1.85	54.0	-2.65	AV	13.00	150	Vertical	Pass
2	2387.333	65.31	-1.66	74.0	-8.69	Peak	15.00	150	Vertical	Pass
2**	2387.333	52.39	-1.66	54.0	-1.61	AV	15.00	150	Vertical	Pass

802.11ax-40(SU) CHANNEL 4

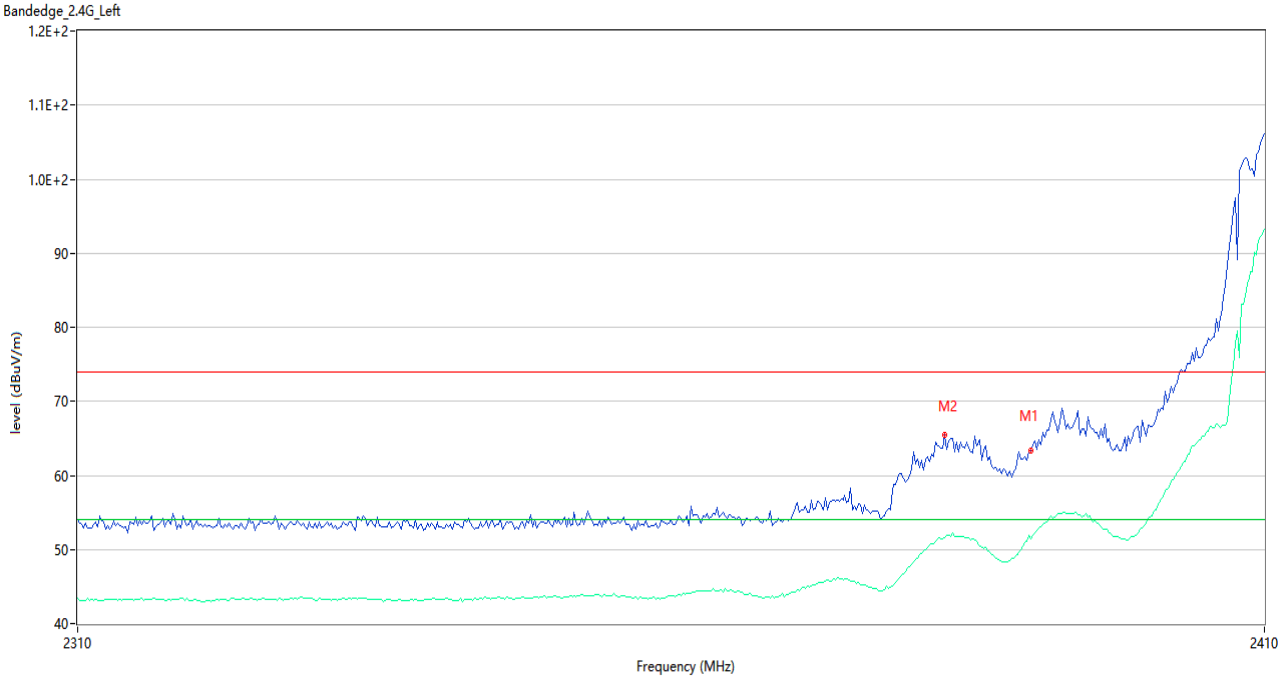

No.	Frequency (MHz)	Results (dBuV/m)	Factor (dB)	Limit (dBuV/m)	Over Limit (dB)	Detector	Table (Degree)	Height (cm)	Antenna	Verdict
1	2390.000	63.34	-1.85	74.0	-10.66	Peak	8.00	150	Vertical	Pass
1**	2390.000	51.50	-1.85	54.0	-2.50	AV	8.00	150	Vertical	Pass
2	2382.667	65.41	-1.56	74.0	-8.59	Peak	9.00	150	Vertical	Pass
2**	2382.667	51.55	-1.56	54.0	-2.45	AV	9.00	150	Vertical	Pass

802.11ax-40(SU) CHANNEL 5

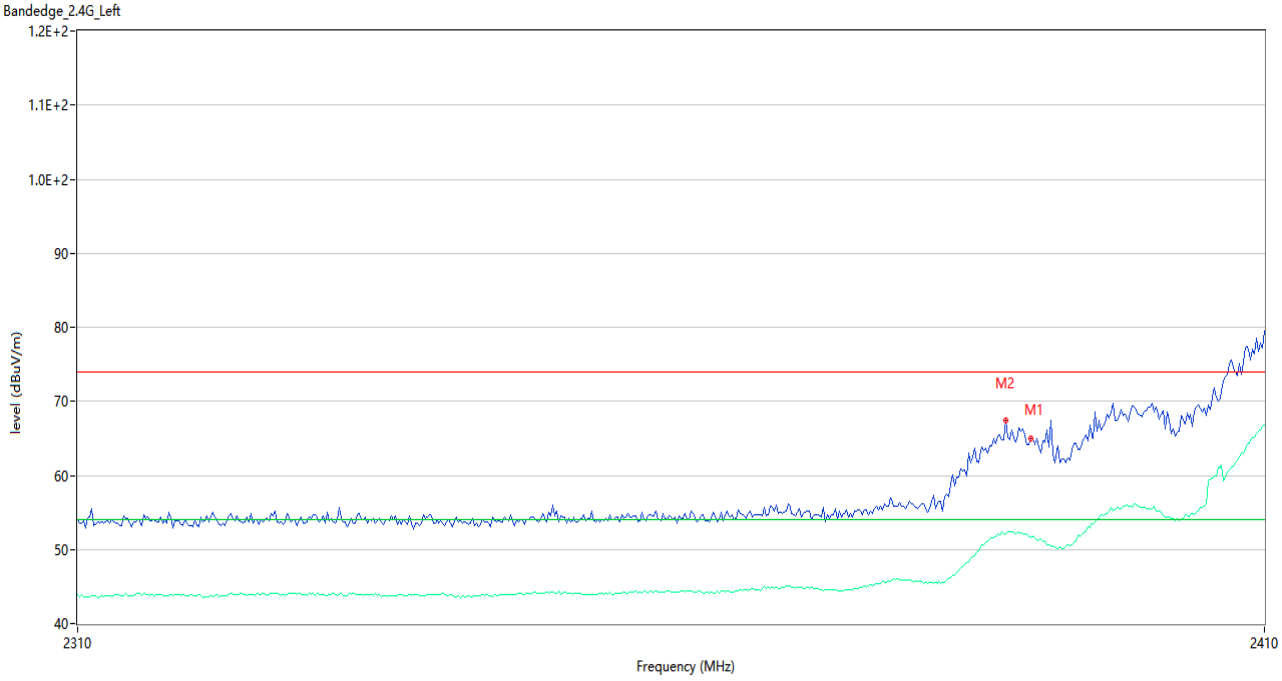

No.	Frequency (MHz)	Results (dBuV/m)	Factor (dB)	Limit (dBuV/m)	Over Limit (dB)	Detector	Table (Degree)	Height (cm)	Antenna	Verdict
1	2390.000	65.02	-1.85	74.0	-8.98	Peak	7.00	150	Vertical	Pass
1**	2390.000	51.53	-1.85	54.0	-2.47	AV	7.00	150	Vertical	Pass
2	2387.833	67.46	-1.71	74.0	-6.54	Peak	4.00	150	Vertical	Pass
2**	2387.833	52.08	-1.71	54.0	-1.92	AV	4.00	150	Vertical	Pass

802.11ax-40(SU) CHANNEL 6

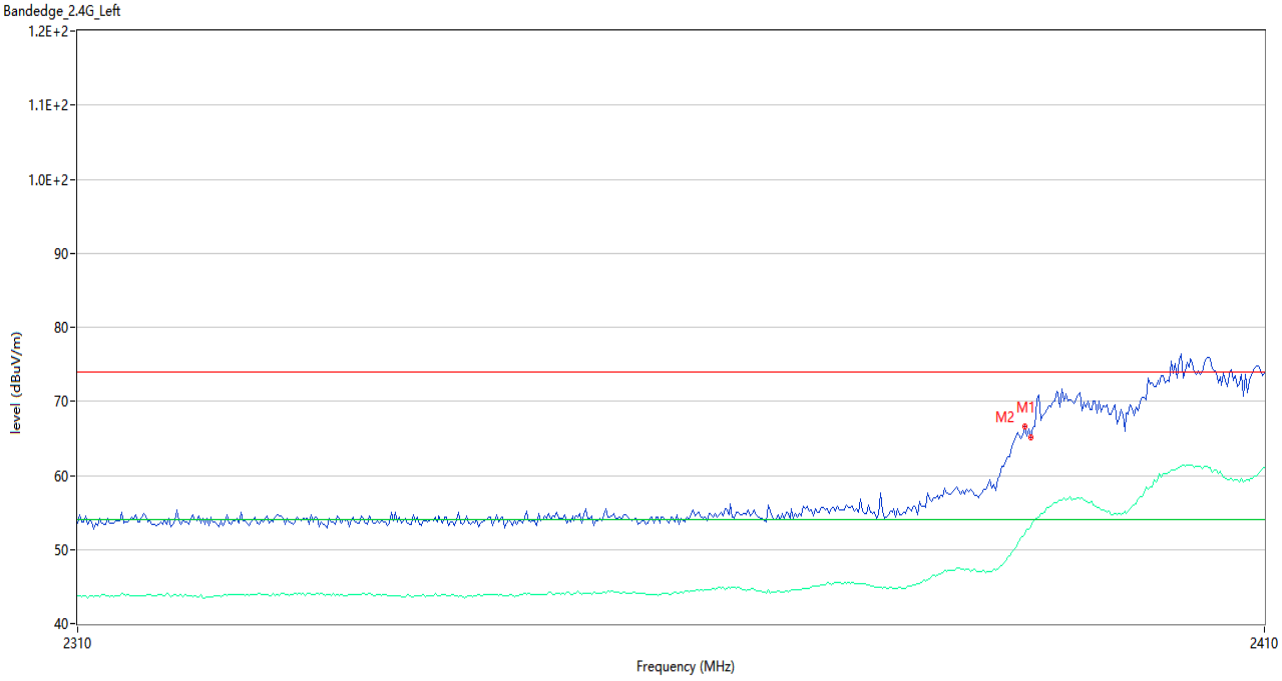

No.	Frequency (MHz)	Results (dBuV/m)	Factor (dB)	Limit (dBuV/m)	Over Limit (dB)	Detector	Table (Degree)	Height (cm)	Antenna	Verdict
1	2390.000	65.18	-1.85	74.0	-8.82	Peak	9.00	150	Vertical	Pass
1**	2390.000	53.00	-1.85	54.0	-1.00	AV	9.00	150	Vertical	Pass
2	2389.500	66.61	-1.83	74.0	-7.39	Peak	15.00	150	Vertical	Pass
2**	2389.500	52.12	-1.83	54.0	-1.88	AV	15.00	150	Vertical	Pass

802.11ax-40(SU) CHANNEL 6

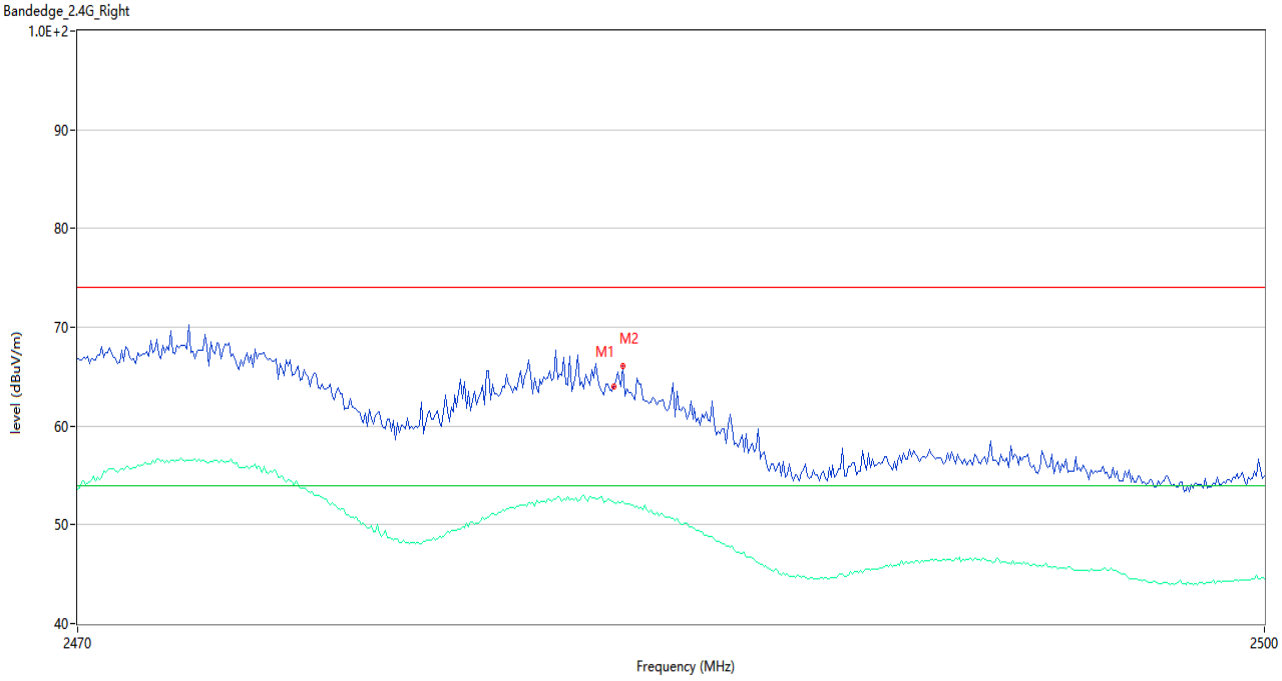

No.	Frequency (MHz)	Results (dBuV/m)	Factor (dB)	Limit (dBuV/m)	Over Limit (dB)	Detector	Table (Degree)	Height (cm)	Antenna	Verdict
1	2483.500	64.01	-1.28	74.0	-9.99	Peak	1.00	150	Vertical	Pass
1**	2483.500	52.21	-1.28	54.0	-1.79	AV	1.00	150	Vertical	Pass
2	2483.750	66.09	-1.28	74.0	-7.91	Peak	6.00	150	Vertical	Pass
2**	2483.750	52.32	-1.28	54.0	-1.68	AV	6.00	150	Vertical	Pass

802.11ax-40(SU) CHANNEL 7

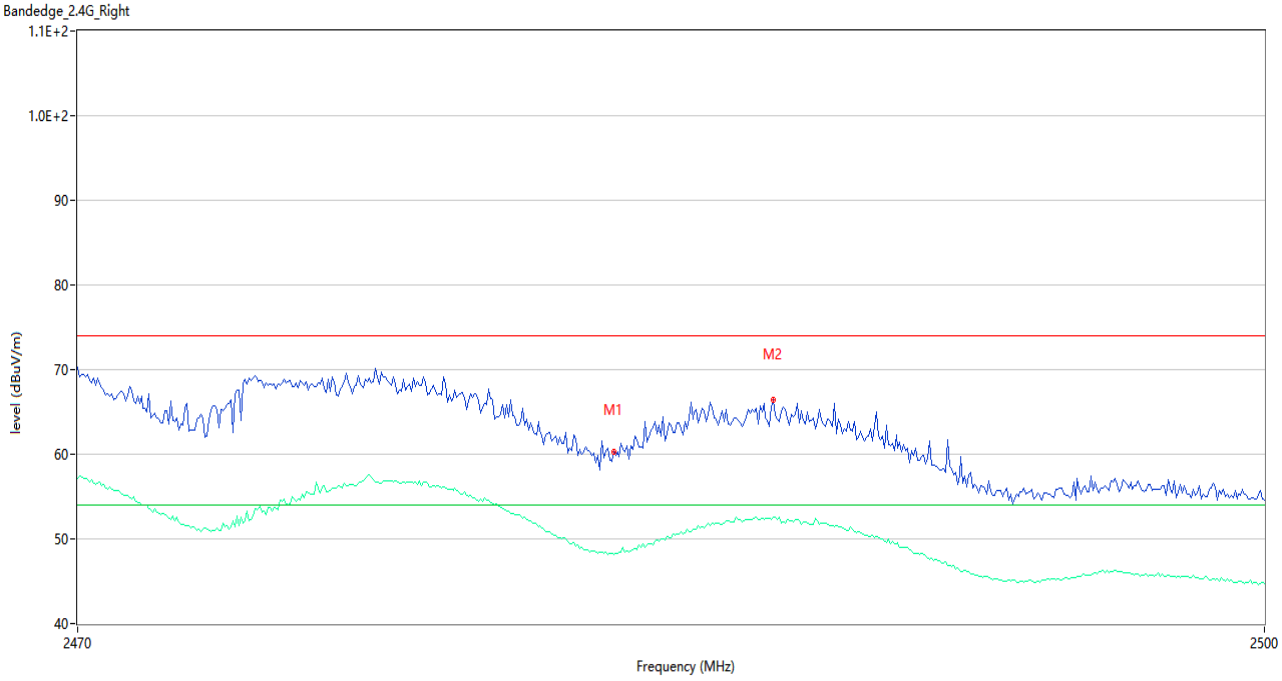

No.	Frequency (MHz)	Results (dBuV/m)	Factor (dB)	Limit (dBuV/m)	Over Limit (dB)	Detector	Table (Degree)	Height (cm)	Antenna	Verdict
1	2483.500	60.29	-1.28	74.0	-13.71	Peak	1.00	150	Vertical	Pass
1**	2483.500	48.14	-1.28	54.0	-5.86	AV	1.00	150	Vertical	Pass
2	2487.550	66.44	-1.44	74.0	-7.56	Peak	1.00	150	Vertical	Pass
2**	2487.550	52.51	-1.44	54.0	-1.49	AV	1.00	150	Vertical	Pass

802.11ax-40(SU) CHANNEL 8

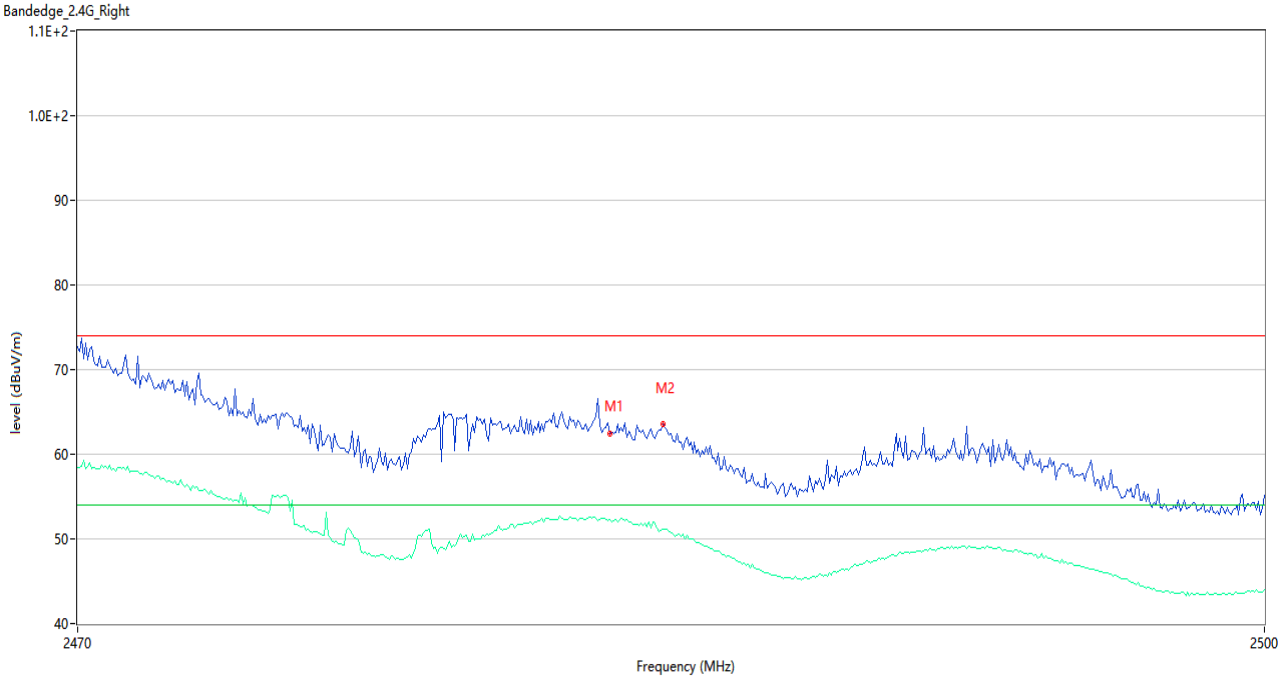

No.	Frequency (MHz)	Results (dBuV/m)	Factor (dB)	Limit (dBuV/m)	Over Limit (dB)	Detector	Table (Degree)	Height (cm)	Antenna	Verdict
1	2483.500	62.41	-1.28	74.0	-11.59	Peak	12.00	150	Vertical	Pass
1**	2483.500	52.14	-1.28	54.0	-1.86	AV	12.00	150	Vertical	Pass
2	2484.750	63.62	-1.30	74.0	-10.38	Peak	6.00	150	Vertical	Pass
2**	2484.750	51.09	-1.30	54.0	-2.91	AV	6.00	150	Vertical	Pass

802.11ax-40(SU) CHANNEL 9

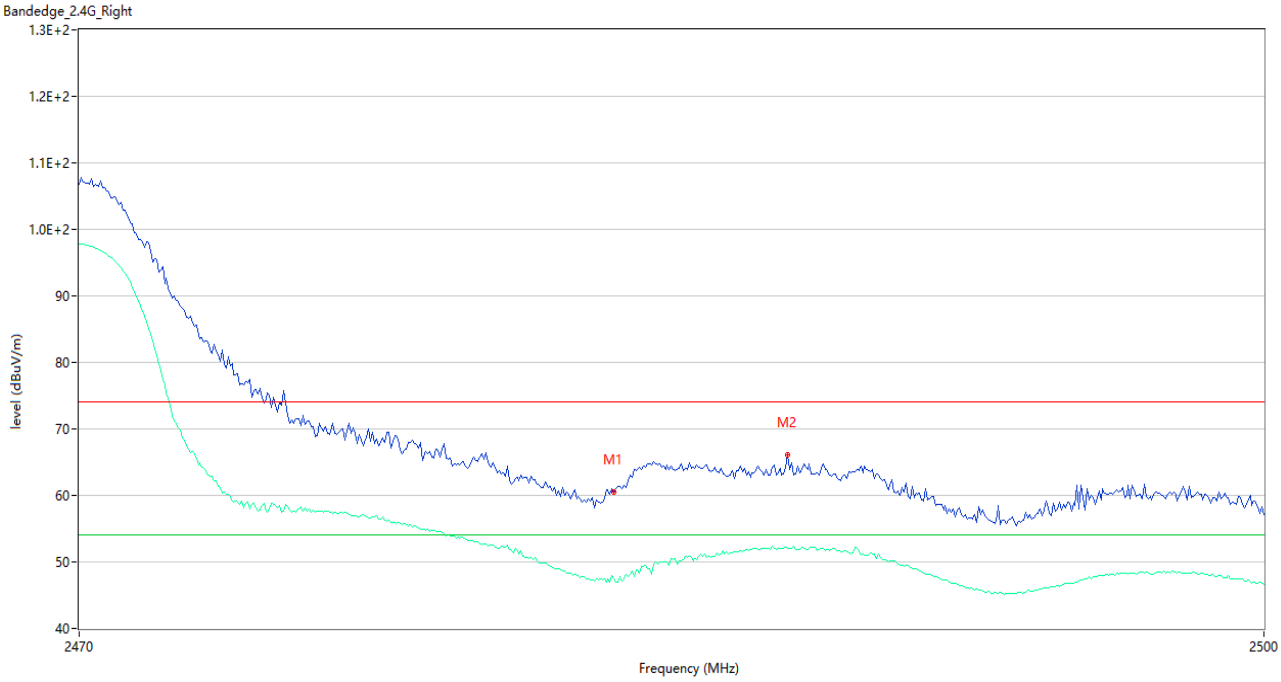

No.	Frequency (MHz)	Results (dBuV/m)	Factor (dB)	Limit (dBuV/m)	Over Limit (dB)	Detector	Table (Degree)	Height (cm)	Antenna	Verdict
1	2483.500	60.49	-1.28	74.0	-13.51	Peak	2.00	150	Vertical	Pass
1**	2483.500	47.49	-1.28	54.0	-6.51	AV	2.00	150	Vertical	Pass
2	2487.900	66.07	-1.46	74.0	-7.93	Peak	4.00	150	Vertical	Pass
2**	2487.900	52.03	-1.46	54.0	-1.97	AV	4.00	150	Vertical	Pass

A.8 Power Spectral Density (PSD)

Note: All the configurations were pre tested, only the worst configuration has been reported in this report.

Test Data

Main Antenna

802.11b Mode:

Channel	Spectral power density (dBm/3kHz)	Limit (dBm/3kHz)
1	-9.594	8
6	-9.605	8
10	-8.617	8
11	-12.155	8

802.11g Mode:

Channel	Spectral power density (dBm/3kHz)	Limit (dBm/3kHz)
1	-18.099	8
2	-12.189	8
3	-11.881	8
4	-10.920	8
6	-11.295	8
9	-10.670	8
10	-11.507	8
11	-19.905	8

802.11n-20 MHz Mode:

Channel	Spectral power density (dBm/3kHz)	Limit (dBm/3kHz)
1	-18.887	8
2	-13.768	8
3	-13.648	8
4	-12.792	8
6	-12.847	8
10	-12.164	8
11	-20.525	8

802.11n-40 MHz Mode:

Channel	Spectral power density (dBm/3kHz)	Limit (dBm/3kHz)
3	-24.458	8
4	-23.703	8
5	-23.058	8
6	-23.022	8
7	-23.879	8
8	-25.058	8
9	-27.135	8

802.11VHT-20 MHz Mode:

Channel	Spectral power density (dBm/3kHz)	Limit (dBm/3kHz)
1	-18.912	8
2	-13.342	8
3	-13.179	8
6	-13.420	8
9	-12.791	8
10	-13.242	8
11	-22.335	8

802.11VHT-40 MHz Mode:

Channel	Spectral power density (dBm/3kHz)	Limit (dBm/3kHz)
3	-24.450	8
4	-23.645	8
5	-22.514	8
6	-19.287	8
7	-20.353	8
8	-21.936	8
9	-27.734	8

802.11ax-20 MHz(SU) Mode:

Channel	Spectral power density (dBm/3kHz)	Limit (dBm/3kHz)
1	-20.869	8
2	-17.097	8
3	-15.487	8
4	-15.071	8
6	-15.051	8
10	-14.660	8
11	-24.104	8

802.11ax-40 MHz(SU) Mode:

Channel	Spectral power density (dBm/3kHz)	Limit (dBm/3kHz)
3	-26.145	8
4	-25.061	8
5	-24.479	8
6	-21.635	8
7	-21.555	8
8	-21.823	8
9	-28.948	8

Aux. Antenna

802.11b Mode:

Channel	Spectral power density (dBm/3kHz)	Limit (dBm/3kHz)
1	-9.535	8
6	-9.276	8
11	-9.133	8

802.11g Mode:

Channel	Spectral power density (dBm/3kHz)	Limit (dBm/3kHz)
1	-15.155	8
2	-16.267	8
3	-14.728	8
4	-12.219	8
5	-11.694	8
6	-11.528	8
7	-11.353	8
8	-13.089	8
9	-13.89	8
10	-14.885	8
11	-15.636	8

802.11n-20 MHz Mode:

Channel	Spectral power density (dBm/3kHz)	Limit (dBm/3kHz)
1	-16.146	8
2	-16.832	8
3	-15.093	8
4	-13.447	8
5	-13.098	8
6	-13.159	8
7	-13.145	8
8	-13.095	8
9	-14.603	8
10	-15.881	8
11	-17.360	8

802.11n-40 MHz Mode:

Channel	Spectral power density (dBm/3kHz)	Limit (dBm/3kHz)
3	-21.872	8
4	-25.578	8
5	-25.387	8
6	-24.442	8
7	-26.473	8
8	-27.67	8
9	-22.289	8

802.11VHT-20 MHz Mode:

Channel	Spectral power density (dBm/3kHz)	Limit (dBm/3kHz)
1	-16.55	8
2	-16.877	8
3	-15.509	8
4	-14.076	8
5	-13.249	8
6	-13.071	8
8	-12.855	8
9	-13.108	8
10	-14.528	8
11	-17.409	8

802.11VHT-40 MHz Mode:

Channel	Spectral power density (dBm/3kHz)	Limit (dBm/3kHz)
3	-22.144	8
4	-26.294	8
5	-25.116	8
6	-22.524	8
7	-24.011	8
8	-25.474	8
9	-22.300	8

802.11ax-20 MHz(SU) Mode:

Channel	Spectral power density (dBm/3kHz)	Limit (dBm/3kHz)
1	-19.608	8
2	-18.619	8
3	-15.835	8
4	-14.640	8
6	-14.787	8
8	-14.768	8
9	-14.839	8
10	-17.839	8
11	-19.052	8

802.11ax-40 MHz(SU) Mode:

Channel	Spectral power density (dBm/3kHz)	Limit (dBm/3kHz)
3	-23.721	8
4	-27.223	8
5	-26.699	8
6	-24.182	8
7	-26.716	8
8	-27.141	8
9	-23.283	8

MIMO-Main Antenna

802.11b Mode:

Channel	Spectral power density (dBm/3kHz)	Limit (dBm/3kHz)
1	-9.39	8
6	-9.286	8
9	-9.205	8
10	-10.114	8
11	-12.066	8

802.11g Mode:

Channel	Spectral power density (dBm/3kHz)	Limit (dBm/3kHz)
1	-23.122	8
2	-18.145	8
3	-17.133	8
4	-15.278	8
5	-12.528	8
6	-11.211	8
7	-12.325	8
8	-14.485	8
9	-15.673	8
10	-16.823	8
11	-23.559	8

802.11n-20 MHz Mode:

Channel	Spectral power density (dBm/3kHz)	Limit (dBm/3kHz)
1	-21.87	8
2	-17.943	8
3	-17.187	8
4	-15.724	8
5	-13.761	8
6	-13.741	8
7	-16.249	8
8	-17.933	8
9	-18.453	8
10	-20.61	8
11	-22.944	8

802.11n-40 MHz Mode:

Channel	Spectral power density (dBm/3kHz)	Limit (dBm/3kHz)
3	-29.892	8
4	-28.86	8
5	-28.337	8
6	-27.208	8
7	-27.229	8
8	-29.549	8
9	-30.638	8

802.11VHT-20 MHz Mode:

Channel	Spectral power density (dBm/3kHz)	Limit (dBm/3kHz)
1	-22.444	8
2	-19.345	8
3	-18.287	8
4	-16.732	8
5	-15.252	8
6	-13.207	8
7	-15.323	8
8	-16.072	8
9	-18.077	8
10	-19.644	8
11	-22.928	8

802.11VHT-40 MHz Mode:

Channel	Spectral power density (dBm/3kHz)	Limit (dBm/3kHz)
3	-29.39	8
4	-25.655	8
5	-26.183	8
6	-27.22	8
7	-27.206	8
8	-28.924	8
9	-30.515	8

802.11ax-20 MHz(SU) Mode:

Channel	Spectral power density (dBm/3kHz)	Limit (dBm/3kHz)
1	-24.803	8
2	-21.381	8
3	-17.276	8
4	-15.458	8
5	-14.709	8
6	-15.168	8
7	-16.025	8
8	-17.643	8
9	-18.969	8
10	-23.343	8
11	-25.2	8

802.11ax-40 MHz(SU) Mode:

Channel	Spectral power density (dBm/3kHz)	Limit (dBm/3kHz)
3	-30.039	8
4	-26.464	8
5	-25.232	8
6	-26.287	8
7	-25.952	8
8	-28.784	8
9	-31.429	8

MIMO-Aux. Antenna

802.11b Mode:

Channel	Spectral power density (dBm/3kHz)	Limit (dBm/3kHz)
1	-9.304	8
6	-8.945	8
9	-9.295	8
10	-10.421	8
11	-11.679	8

802.11g Mode:

Channel	Spectral power density (dBm/3kHz)	Limit (dBm/3kHz)
1	-22.836	8
2	-18.080	8
3	-16.981	8
4	-15.639	8
5	-12.587	8
6	-11.012	8
7	-12.52	8
8	-14.304	8
9	-15.906	8
10	-16.814	8
11	-23.374	8

802.11n-20 MHz Mode:

Channel	Spectral power density (dBm/3kHz)	Limit (dBm/3kHz)
1	-21.673	8
2	-17.528	8
3	-16.965	8
4	-15.725	8
5	-13.714	8
6	-14.363	8
7	-16.133	8
8	-17.96	8
9	-18.568	8
10	-20.53	8
11	-22.528	8

802.11n-40 MHz Mode:

Channel	Spectral power density (dBm/3kHz)	Limit (dBm/3kHz)
3	-29.379	8
4	-28.351	8
5	-27.868	8
6	-26.885	8
7	-27.042	8
8	-29.460	8
9	-30.448	8

802.11VHT-20 MHz Mode:

Channel	Spectral power density (dBm/3kHz)	Limit (dBm/3kHz)
1	-21.671	8
2	-18.555	8
3	-17.853	8
4	-16.479	8
5	-14.94	8
6	-13.064	8
7	-14.92	8
8	-15.967	8
9	-18.046	8
10	-19.603	8
11	-22.570	8

802.11VHT-40 MHz Mode:

Channel	Spectral power density (dBm/3kHz)	Limit (dBm/3kHz)
3	-28.779	8
4	-25.060	8
5	-25.928	8
6	-26.777	8
7	-26.948	8
8	-28.915	8
9	-30.411	8

802.11ax-20 MHz(SU) Mode:

Channel	Spectral power density (dBm/3kHz)	Limit (dBm/3kHz)
1	-24.246	8
2	-21.239	8
3	-17.231	8
4	-15.496	8
5	-14.921	8
6	-14.973	8
7	-16.115	8
8	-17.671	8
9	-19.009	8
10	-22.769	8
11	-25.416	8

802.11ax-40 MHz(SU) Mode:

Channel	Spectral power density (dBm/3kHz)	Limit (dBm/3kHz)
3	-30.326	8
4	-26.691	8
5	-25.827	8
6	-26.845	8
7	-26.840	8
8	-29.536	8
9	-31.674	8

MIMO

802.11b Mode:

Channel	Spectral power density (dBm/3kHz)	Limit (dBm/3kHz)
1	-6.34	8
6	-6.10	8
9	-6.24	8
10	-7.25	8
11	-8.86	8

802.11g Mode:

Channel	Spectral power density (dBm/3kHz)	Limit (dBm/3kHz)
1	-19.97	8
2	-15.10	8
3	-14.05	8
4	-12.44	8
5	-9.55	8
6	-8.10	8
7	-9.41	8
8	-11.38	8
9	-12.78	8
10	-13.81	8
11	-20.46	8

802.11n-20 MHz Mode:

Channel	Spectral power density (dBm/3kHz)	Limit (dBm/3kHz)
1	-18.76	8
2	-14.72	8
3	-14.06	8
4	-12.71	8
5	-10.73	8
6	-11.03	8
7	-13.18	8
8	-14.94	8
9	-15.50	8
10	-17.56	8
11	-19.72	8

802.11n-40 MHz Mode:

Channel	Spectral power density (dBm/3kHz)	Limit (dBm/3kHz)
3	-26.62	8
4	-25.59	8
5	-25.09	8
6	-24.03	8
7	-24.12	8
8	-26.49	8
9	-27.53	8

802.11VHT-20 MHz Mode:

Channel	Spectral power density (dBm/3kHz)	Limit (dBm/3kHz)
1	-19.03	8
2	-15.92	8
3	-15.05	8
4	-13.59	8
5	-12.08	8
6	-10.12	8
7	-12.11	8
8	-13.01	8
9	-15.05	8
10	-16.61	8
11	-19.74	8

802.11VHT-40 MHz Mode:

Channel	Spectral power density (dBm/3kHz)	Limit (dBm/3kHz)
3	-26.06	8
4	-22.34	8
5	-23.04	8
6	-23.98	8
7	-24.06	8
8	-25.91	8
9	-27.45	8

802.11ax-20 MHz(SU) Mode:

Channel	Spectral power density (dBm/3kHz)	Limit (dBm/3kHz)
1	-21.51	8
2	-18.30	8
3	-14.24	8
4	-12.47	8
5	-11.80	8
6	-12.06	8
7	-13.06	8
8	-14.65	8
9	-15.98	8
10	-20.04	8
11	-22.30	8

802.11ax-40 MHz(SU) Mode:

Channel	Spectral power density (dBm/3kHz)	Limit (dBm/3kHz)
3	-27.17	8
4	-23.57	8
5	-22.51	8
6	-23.55	8
7	-23.36	8
8	-26.13	8
9	-28.54	8

Test plots

Main Antenna

802.11b CHANNEL 1

802.11b CHANNEL 6

802.11b CHANNEL 10

802.11b CHANNEL 11

802.11g CHANNEL 1

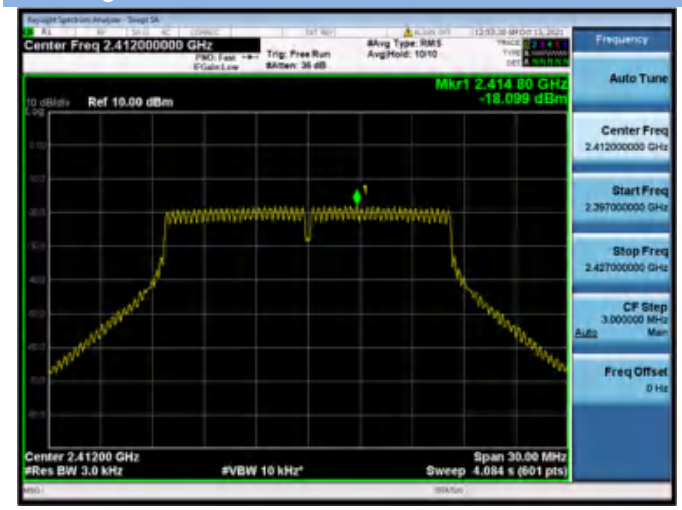

802.11g CHANNEL 2

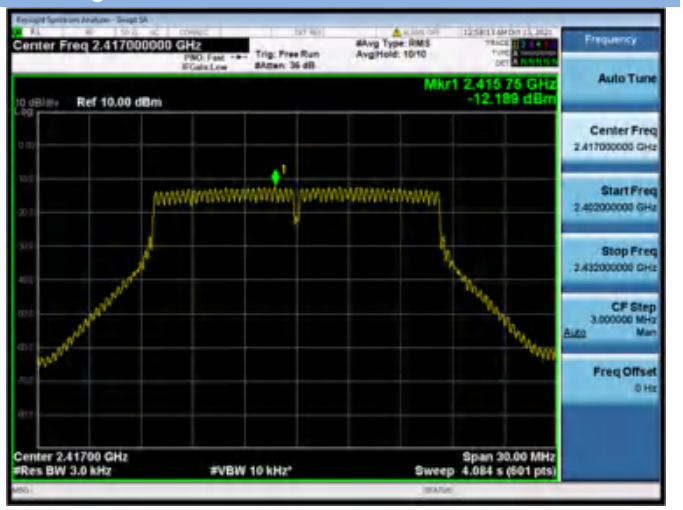

802.11g CHANNEL 3

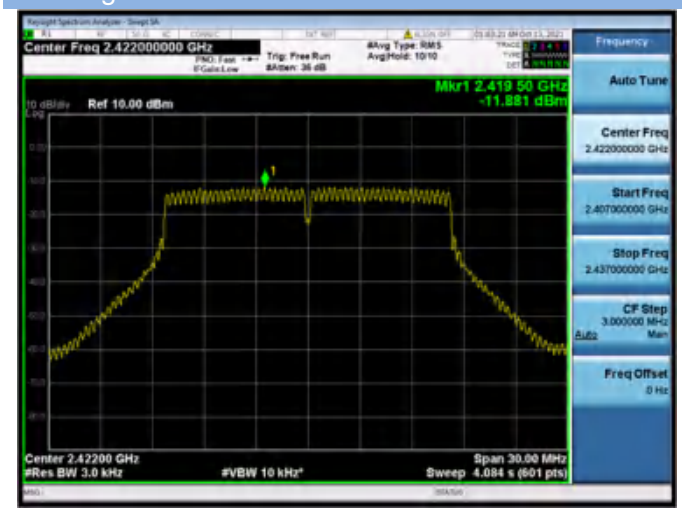

802.11g CHANNEL 4

802.11g CHANNEL 6

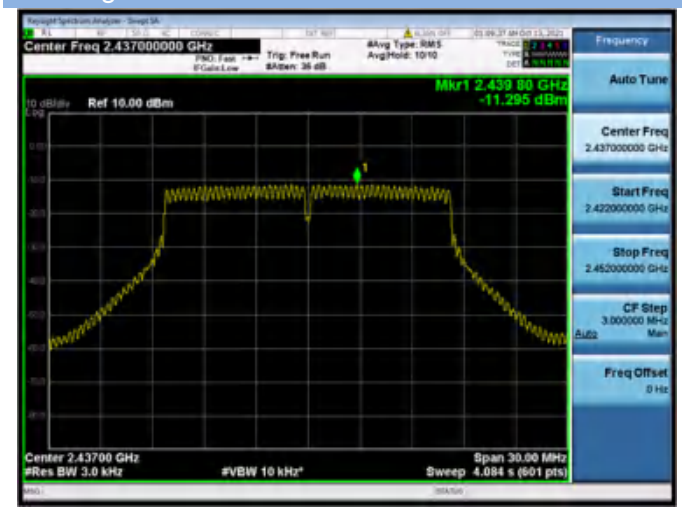

802.11g CHANNEL 9

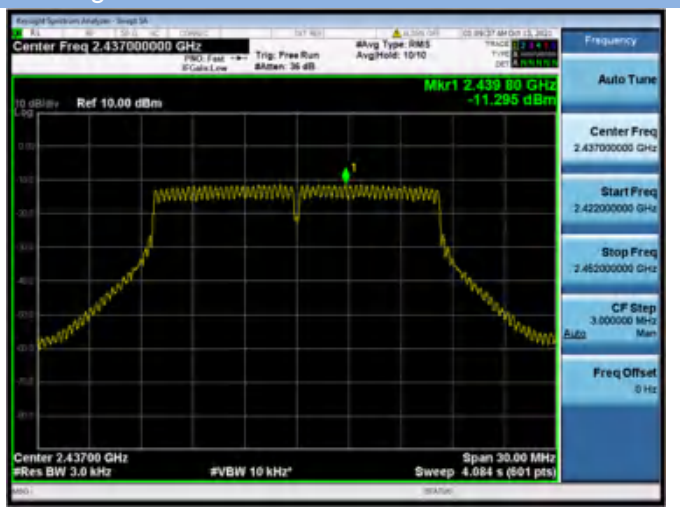

802.11g CHANNEL 10

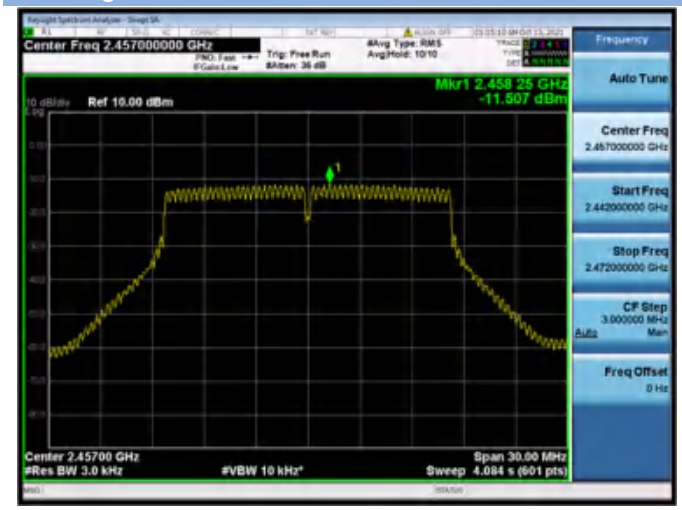

802.11g CHANNEL 11

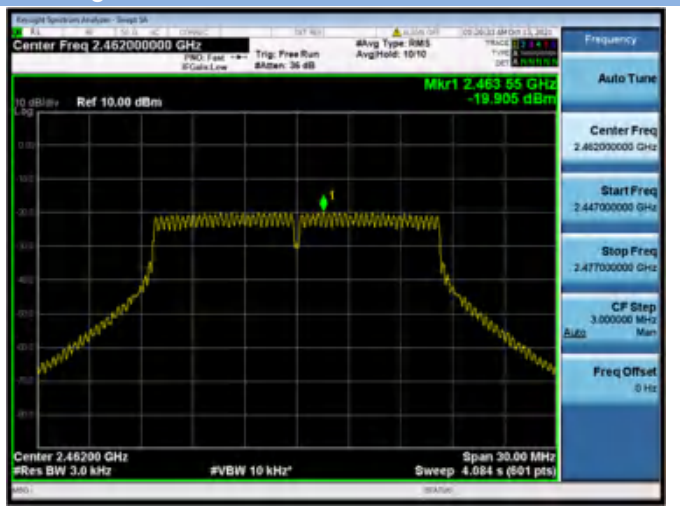

802.11n-20 MHz CHANNEL 1

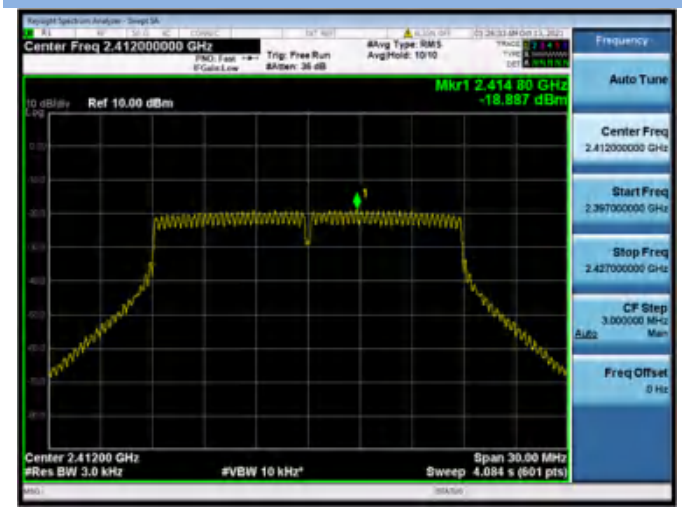

802.11 n-20 MHz CHANNEL 2

802.11n-20 MHz CHANNEL 3

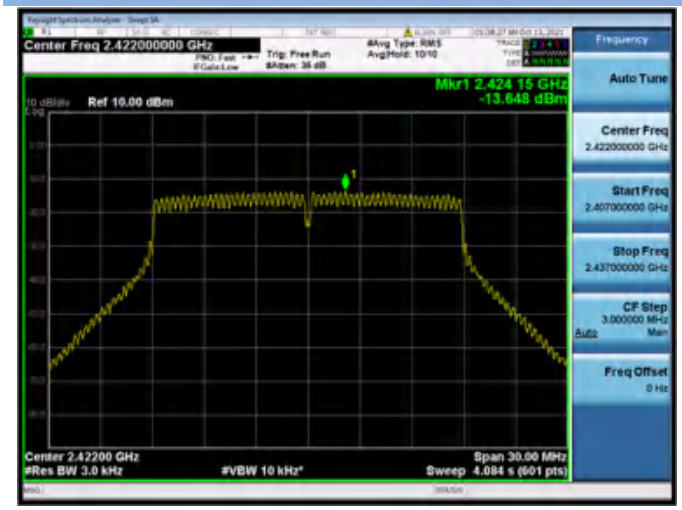

802.11n-20 MHz CHANNEL 4

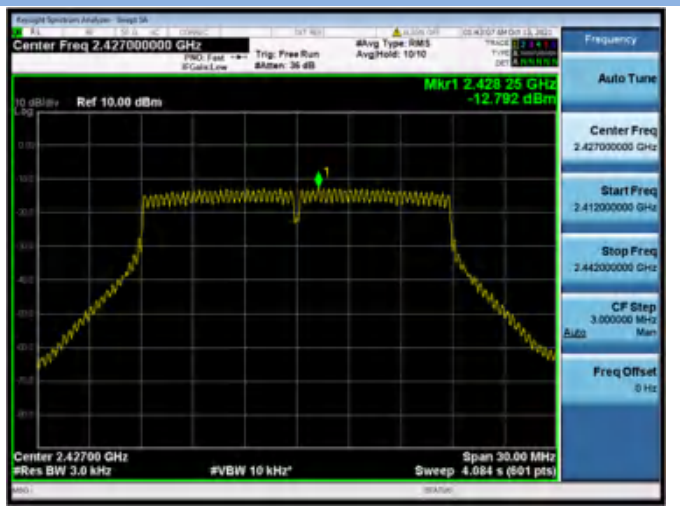

802.11n-20 MHz CHANNEL 6

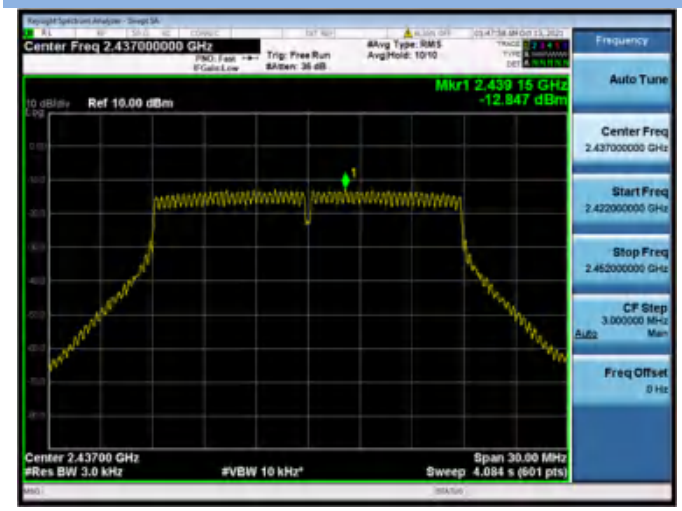

802.11n-20 MHz CHANNEL 10

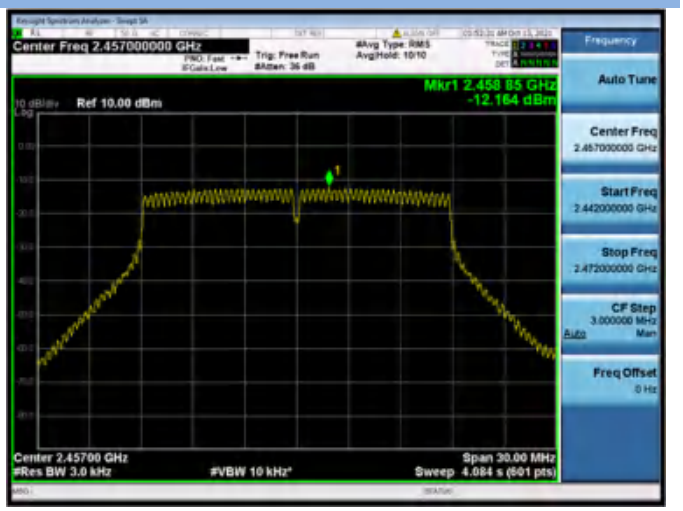

802.11n-20 MHz CHANNEL 11

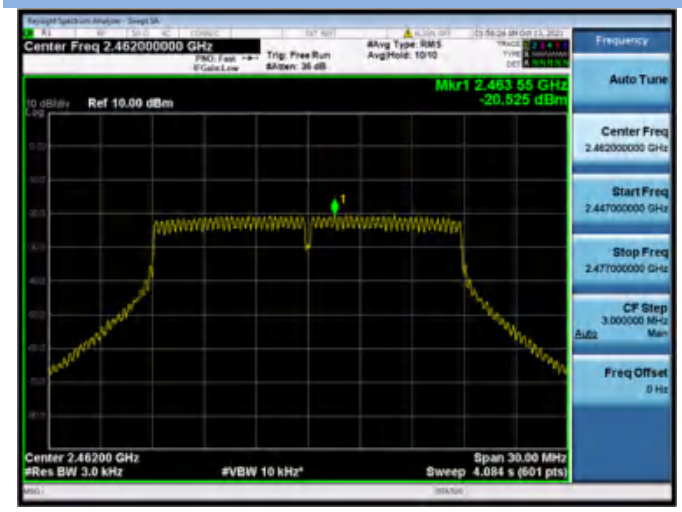

802.11n-40 MHz CHANNEL 3

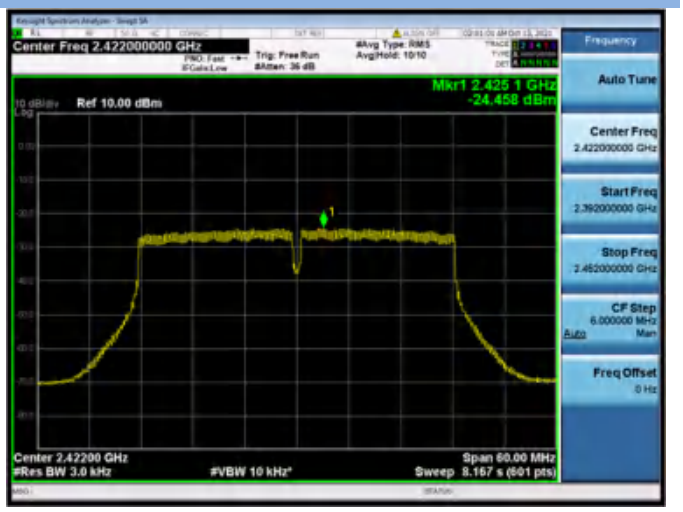

802.11n-40 MHz CHANNEL 4

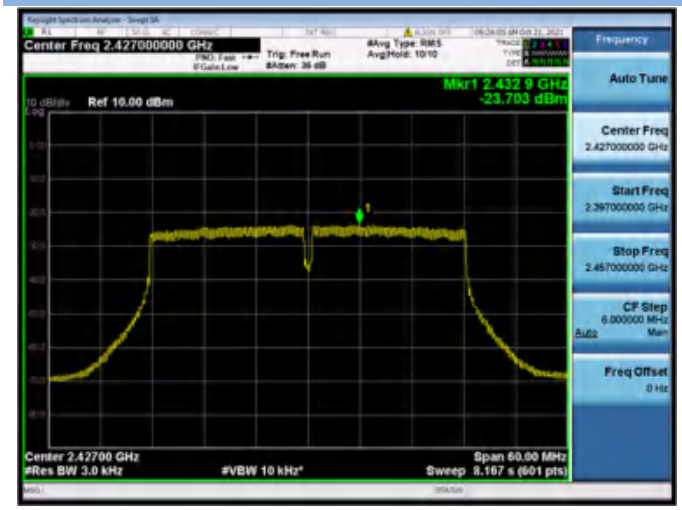

802.11n-40 MHz CHANNEL 5

802.11n-40 MHz CHANNEL 6

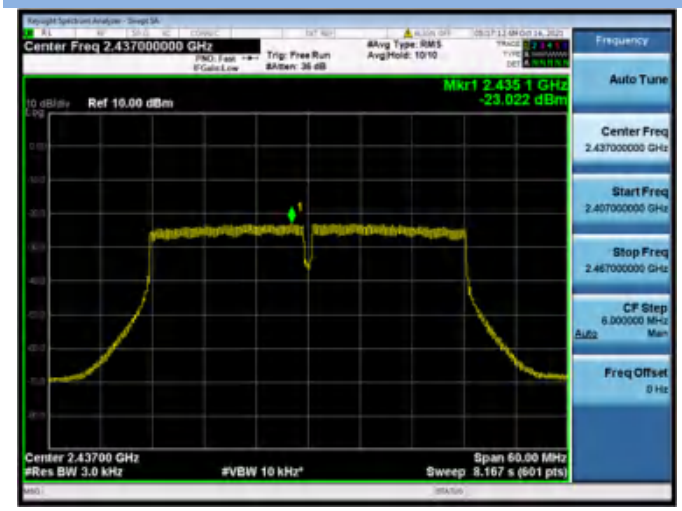

802.11n-40 MHz CHANNEL 7

802.11n-40 MHz CHANNEL 8

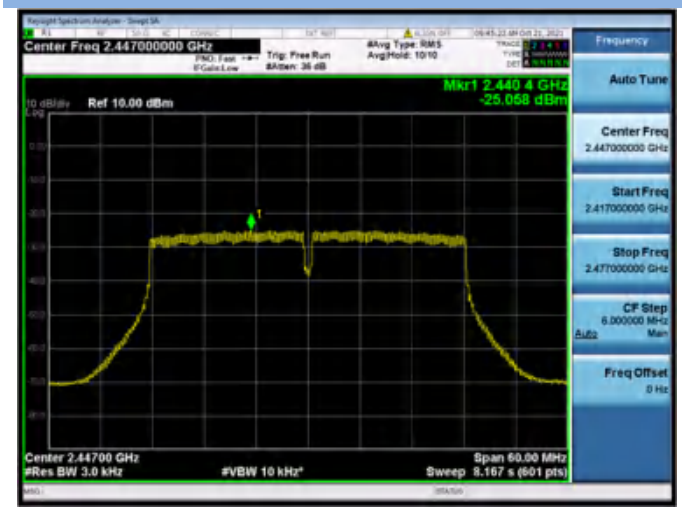

802.11n-40 MHz CHANNEL 9

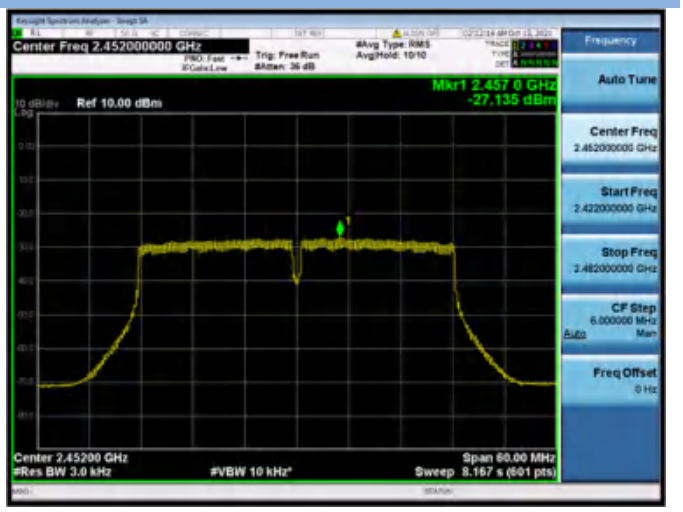

802.11VHT-20 MHz CHANNEL 1

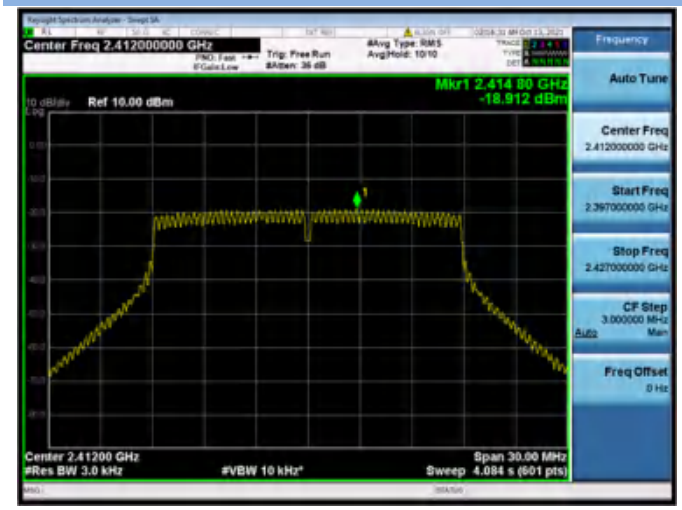

802.11VHT-20 MHz CHANNEL 2

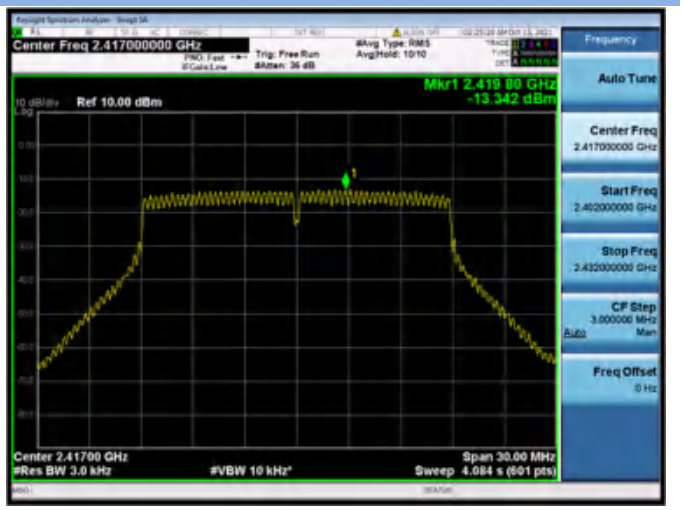

802.11VHT-20 MHz CHANNEL 3

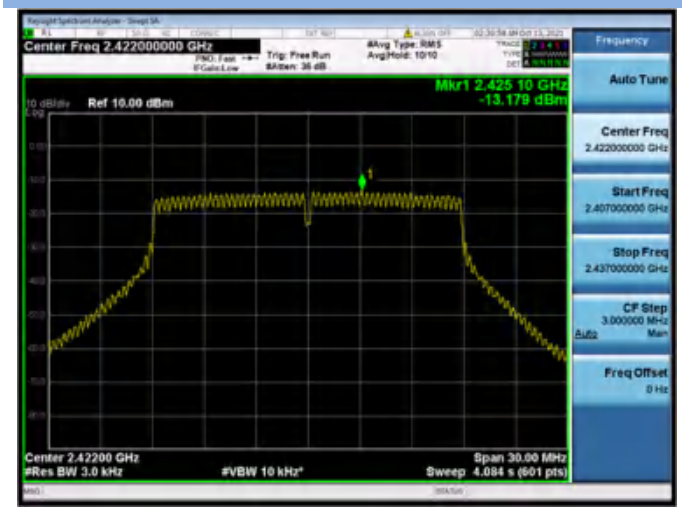

802.11VHT-20 MHz CHANNEL 6

802.11VHT-20 MHz CHANNEL 9

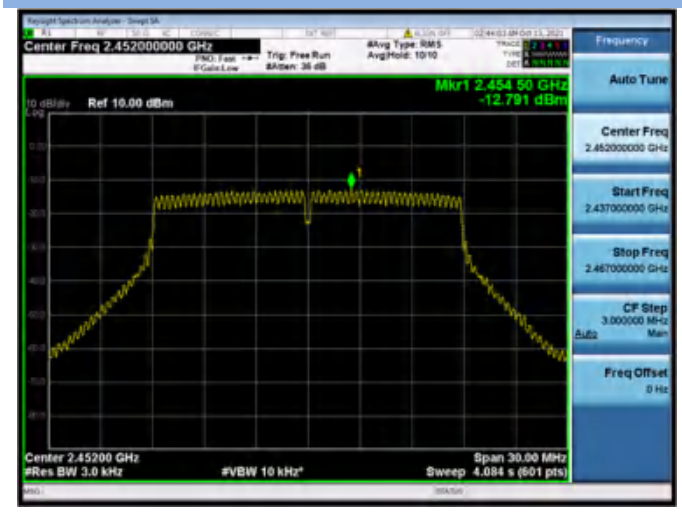

802.11VHT-20 MHz CHANNEL 10

802.11VHT-20 MHz CHANNEL 11

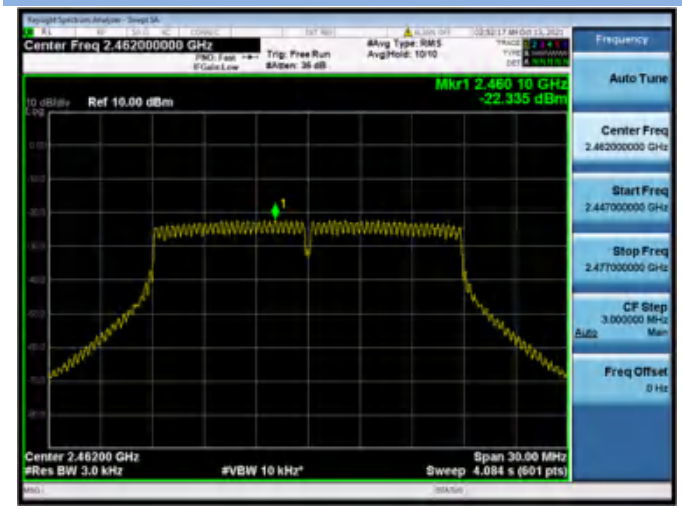

802.11VHT-40 MHz CHANNEL 3

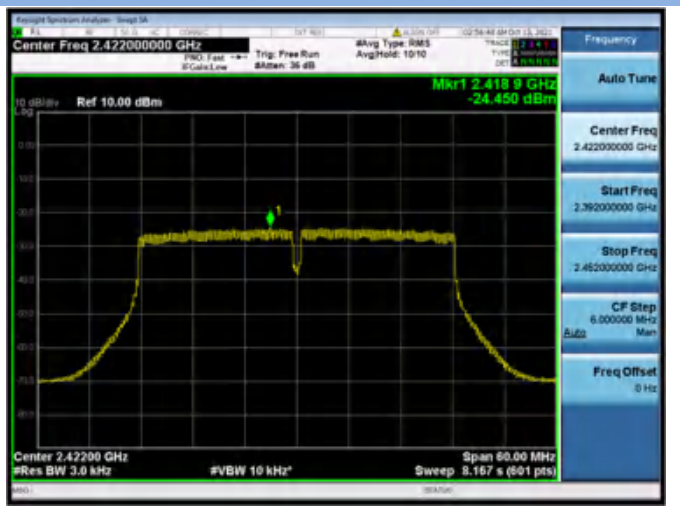

802.11VHT-40 MHz CHANNEL 4

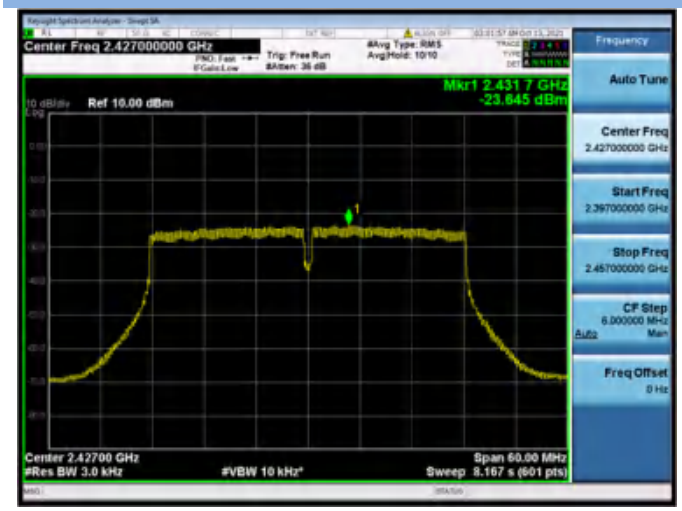

802.11VHT-40 MHz CHANNEL 5

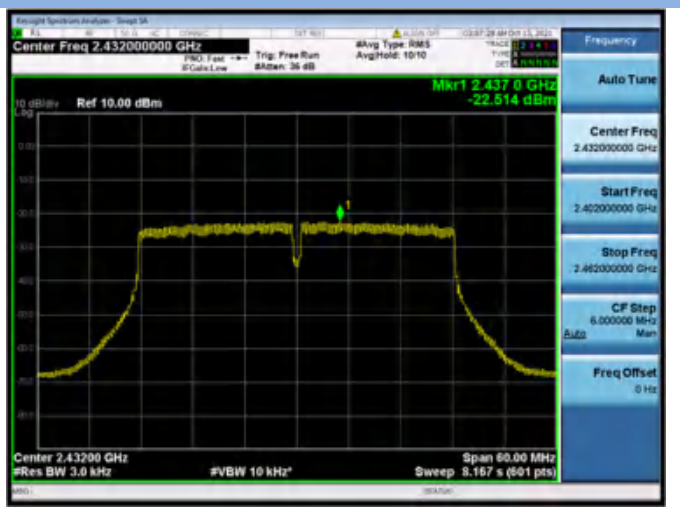

802.11VHT-40 MHz CHANNEL 6

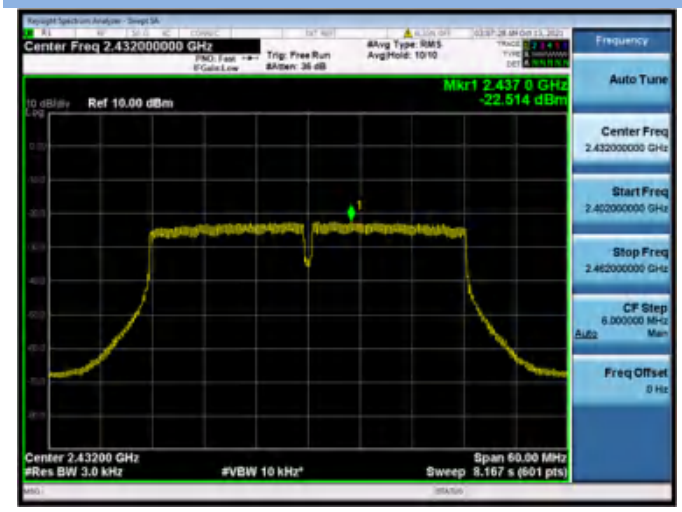

802.11VHT-40 MHz CHANNEL 7

802.11VHT-40 MHz CHANNEL 8

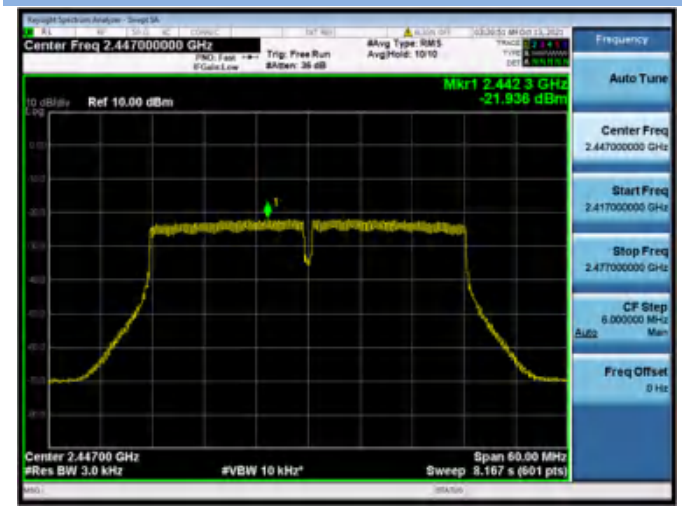

802.11VHT-40 MHz CHANNEL 9

802.11ax-20 MHz(SU) CHANNEL 1

802.11ax-20 MHz(SU) CHANNEL 2

802.11ax-20 MHz(SU)CHANNEL 3

802.11ax-20 MHz(SU) CHANNEL 4

802.11ax-20 MHz(SU)CHANNEL 6

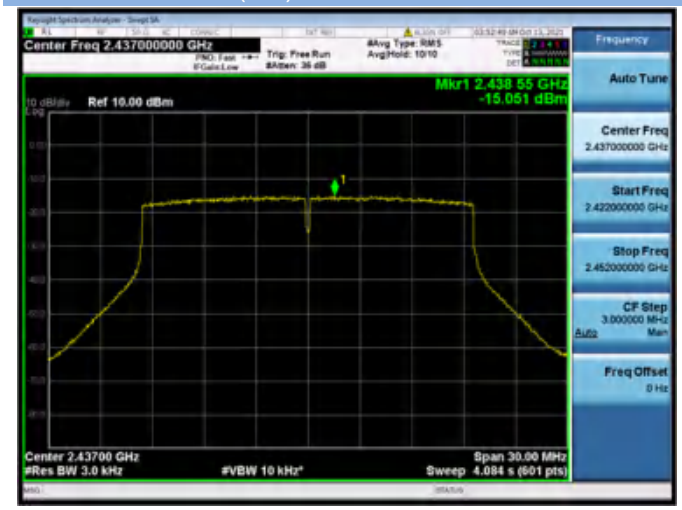

802.11ax-20 MHz(SU) CHANNEL 10

802.11ax-20 MHz(SU)CHANNEL 11

802.11ax-40 MHz(SU)CHANNEL 3

802.11ax-40 MHz(SU)CHANNEL 4

802.11ax-40 MHz(SU) CHANNEL 5

802.11ax-40 MHz(SU)CHANNEL 6

802.11ax-40 MHz(SU) CHANNEL 7

802.11ax-40 MHz(SU)CHANNEL 8

802.11ax-40 MHz(SU) CHANNEL 9

Aux. Antenna

802.11b CHANNEL 1

802.11b CHANNEL 6

802.11b CHANNEL 11

802.11g CHANNEL 1

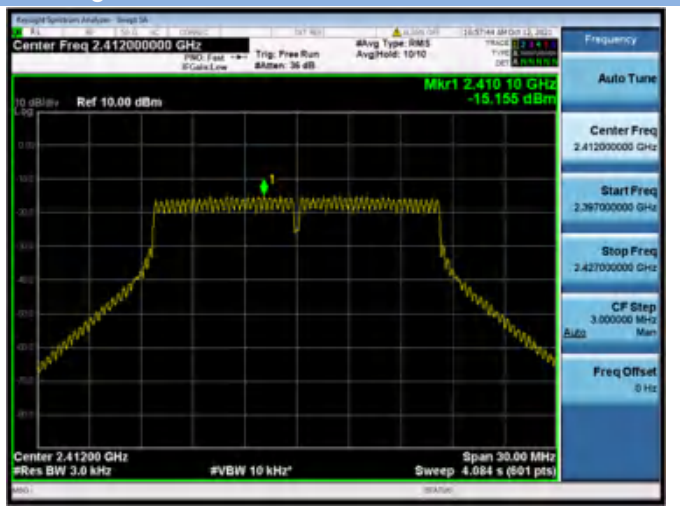

802.11g CHANNEL 2

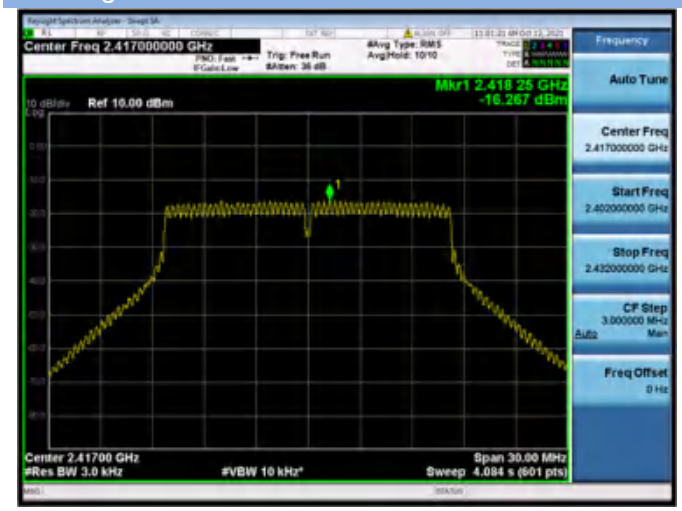

802.11g CHANNEL 3

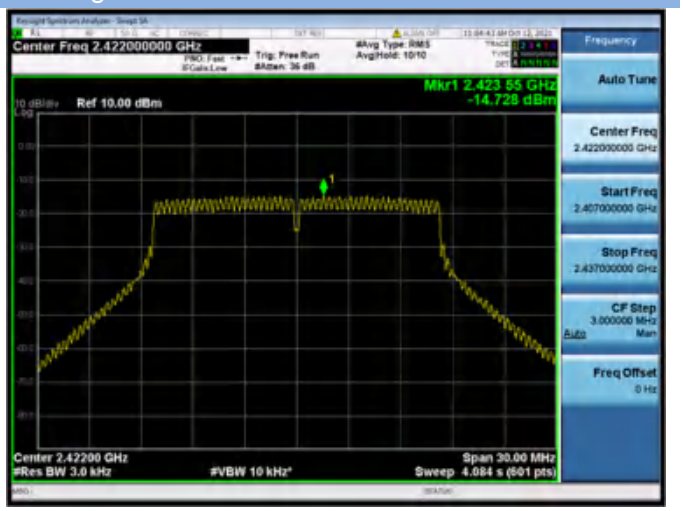

802.11g CHANNEL 4

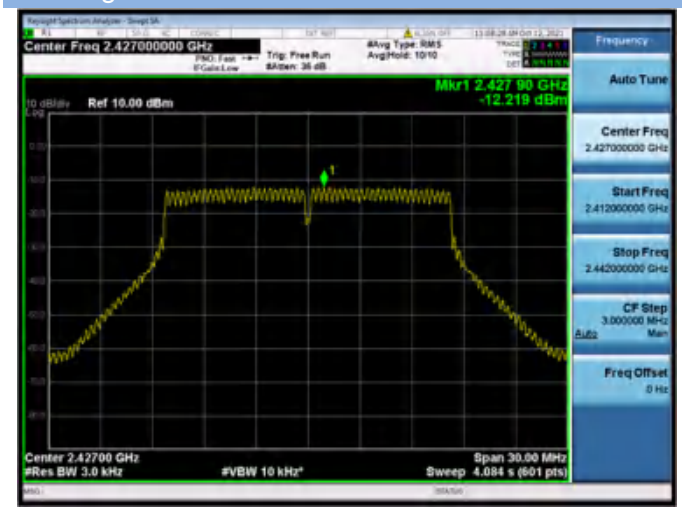

802.11g CHANNEL 5

802.11g CHANNEL 6

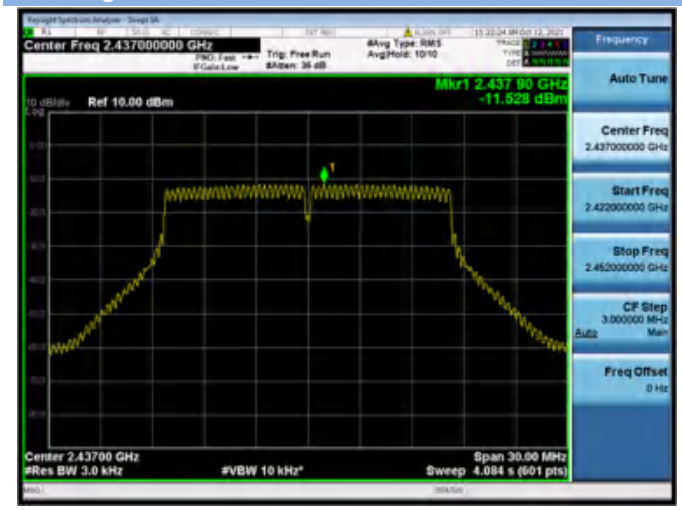

802.11g CHANNEL 7

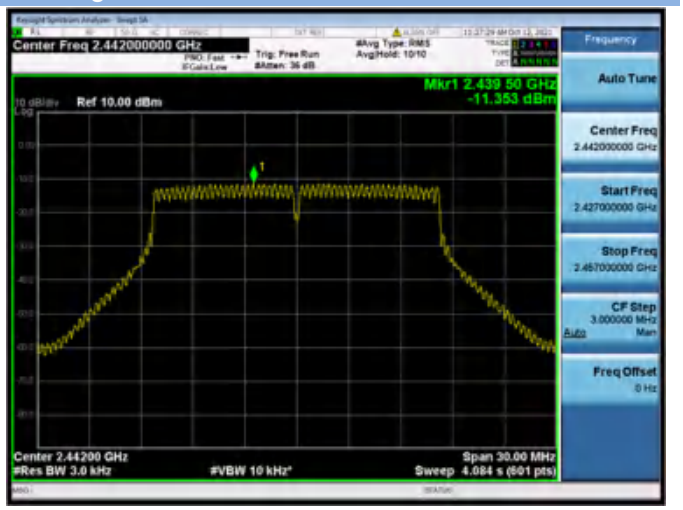

802.11g CHANNEL 8

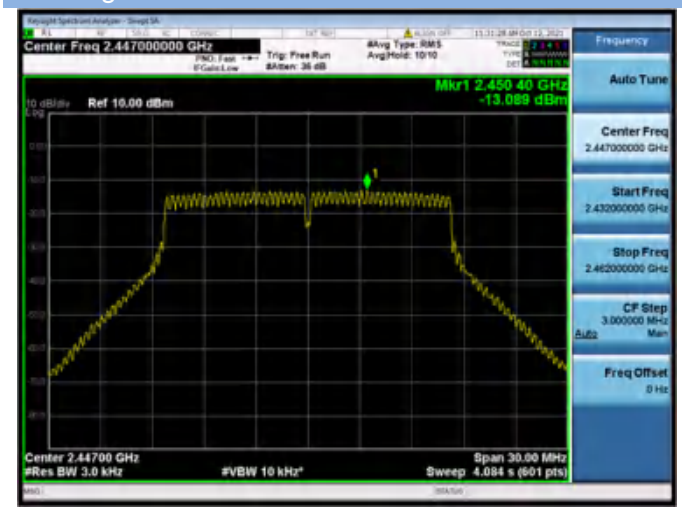

802.11g CHANNEL 9

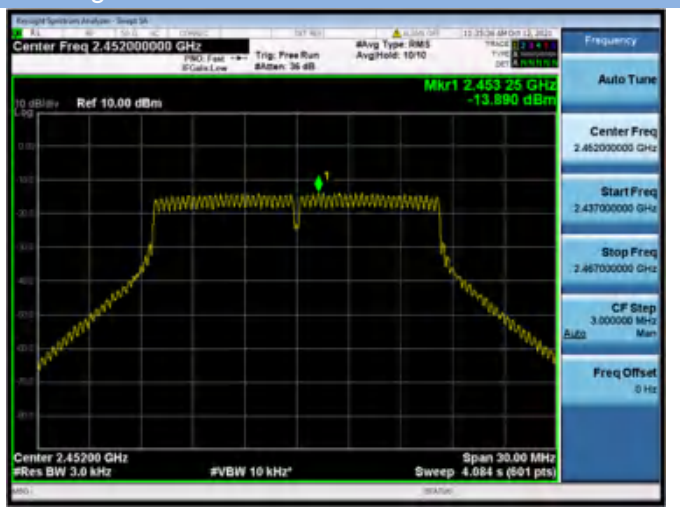

802.11g CHANNEL 10

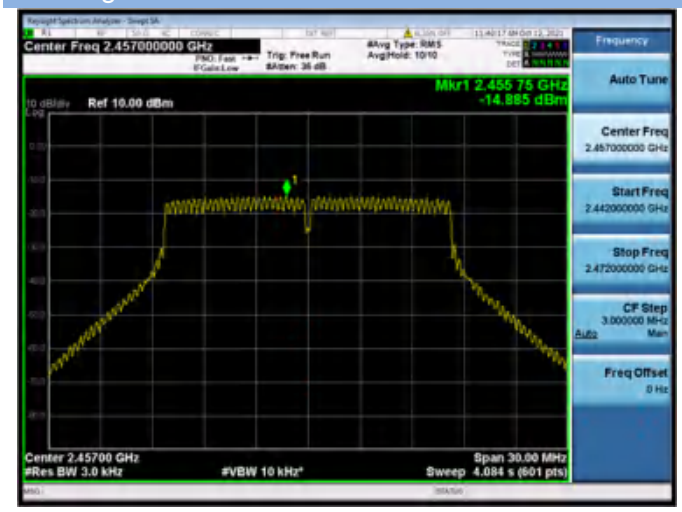

802.11g CHANNEL 11

802.11n-20 MHz CHANNEL 1

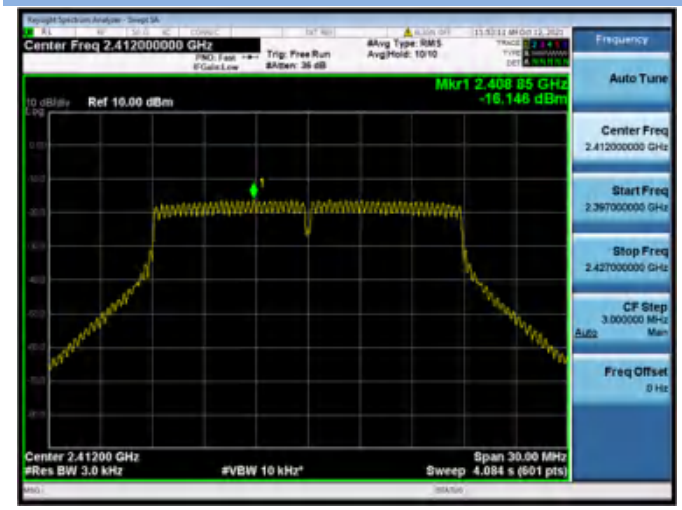

802.11 n-20 MHz CHANNEL 2

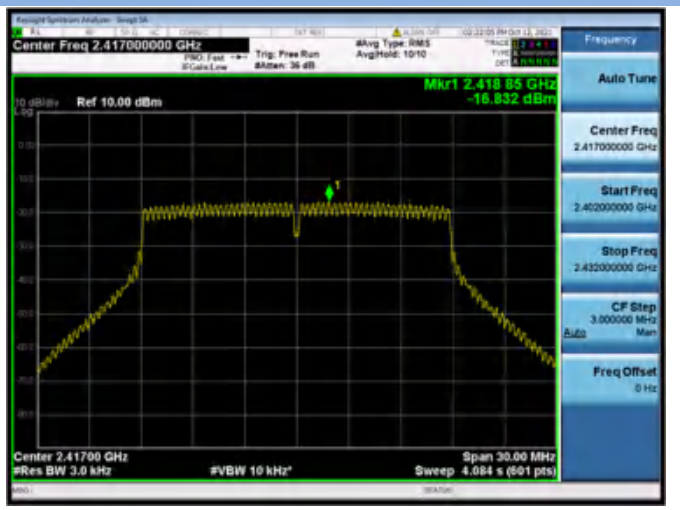

802.11n-20 MHz CHANNEL 3

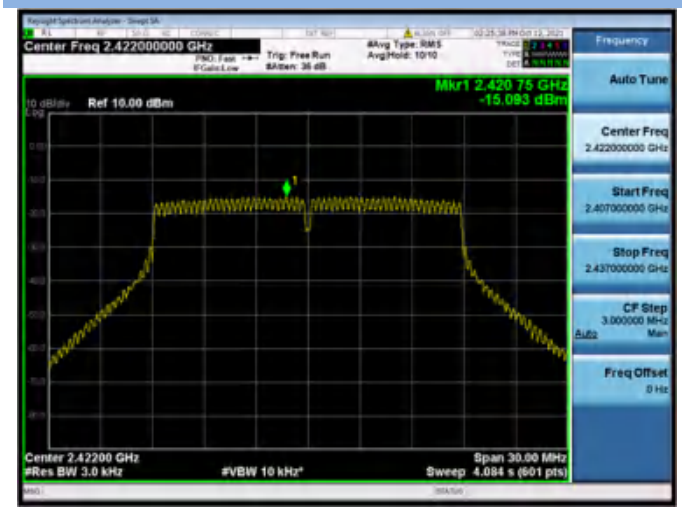

802.11n-20 MHz CHANNEL 4

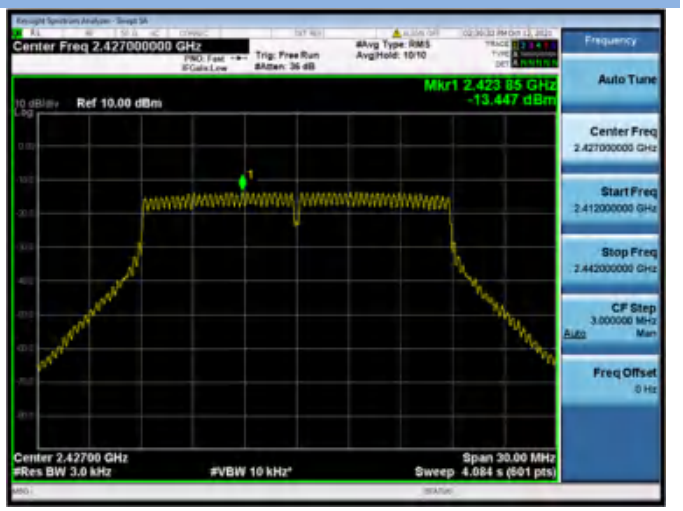

802.11n-20 MHz CHANNEL 5

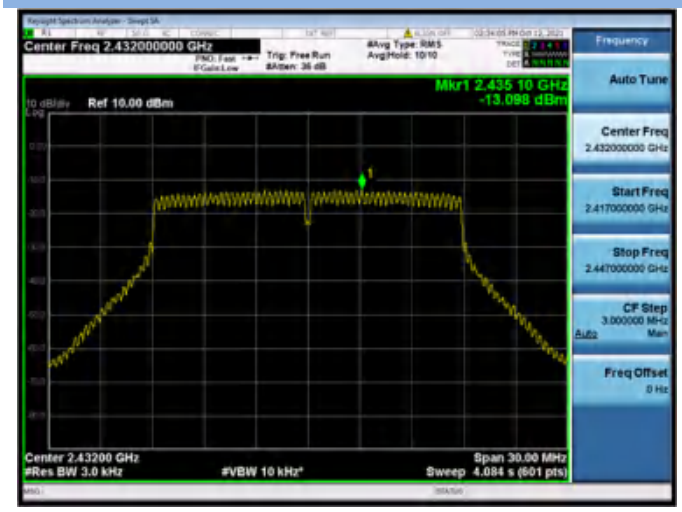

802.11n-20 MHz CHANNEL 6

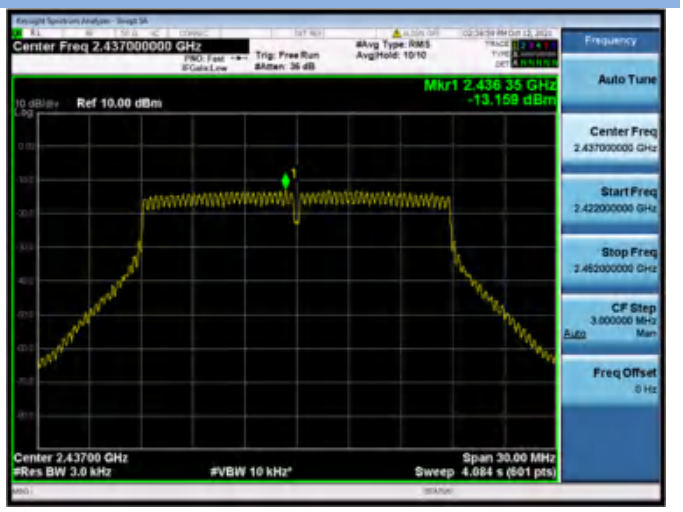

802.11n-20 MHz CHANNEL 7

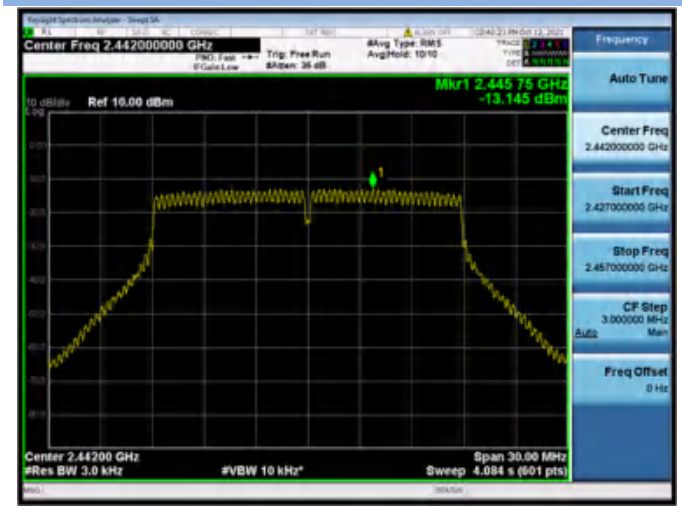

802.11n-20 MHz CHANNEL 8

802.11n-20 MHz CHANNEL 9

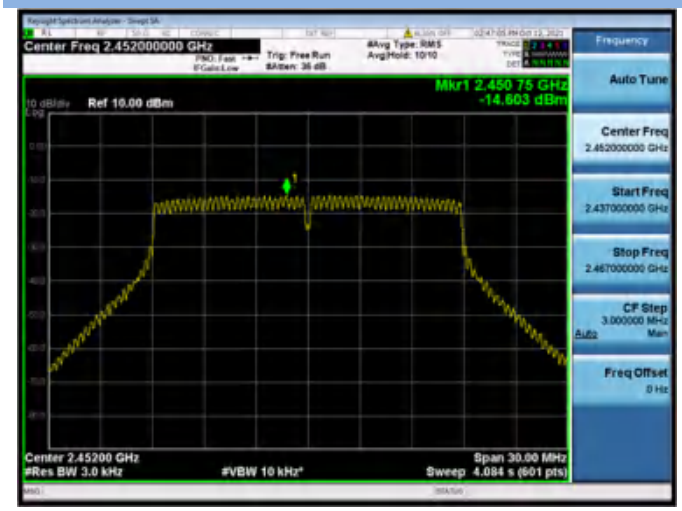

802.11n-20 MHz CHANNEL 10

802.11n-20 MHz CHANNEL 11

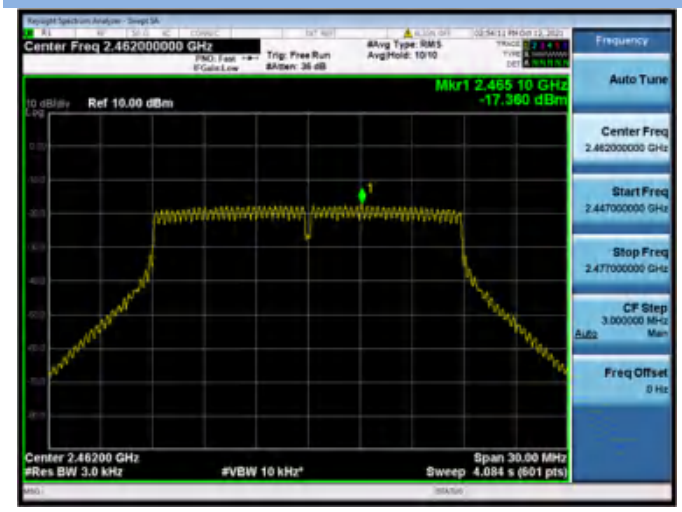

802.11n-40 MHz CHANNEL 3

802.11n-40 MHz CHANNEL 4

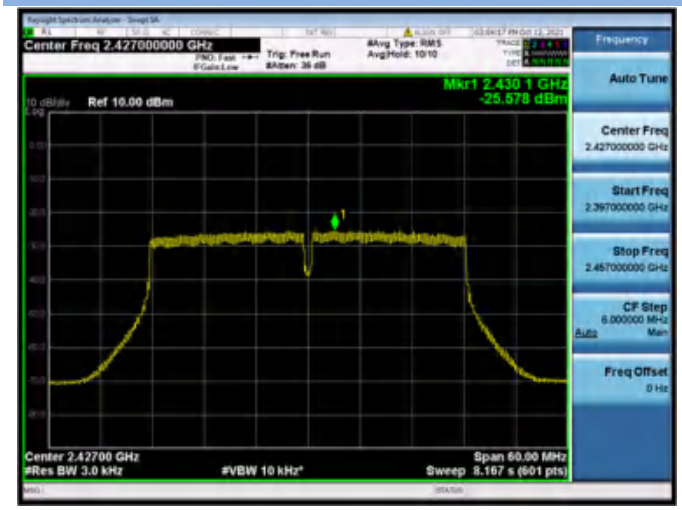

802.11n-40 MHz CHANNEL 5

802.11n-40 MHz CHANNEL 6

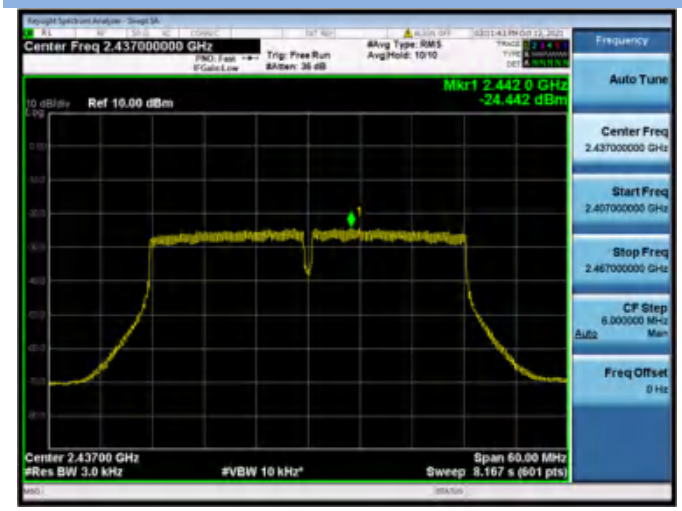

802.11n-40 MHz CHANNEL 7

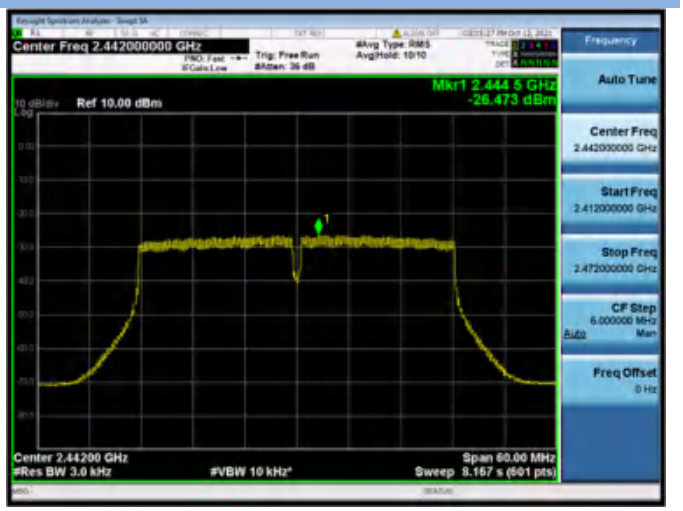

802.11n-40 MHz CHANNEL 8

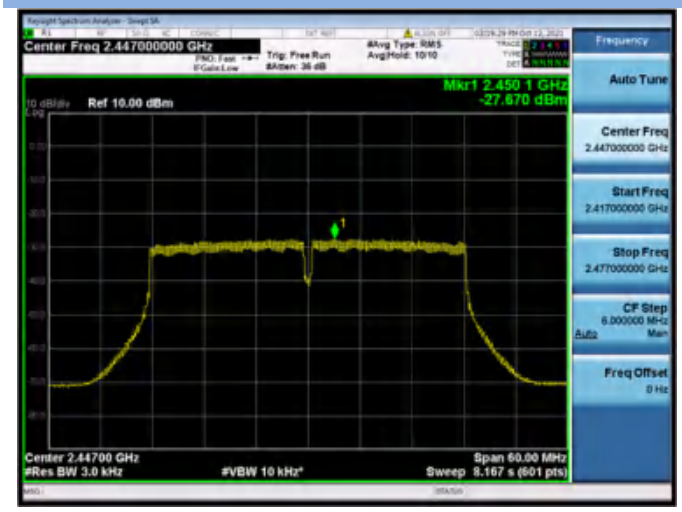

802.11n-40 MHz CHANNEL 9

802.11VHT-20 MHz CHANNEL 1

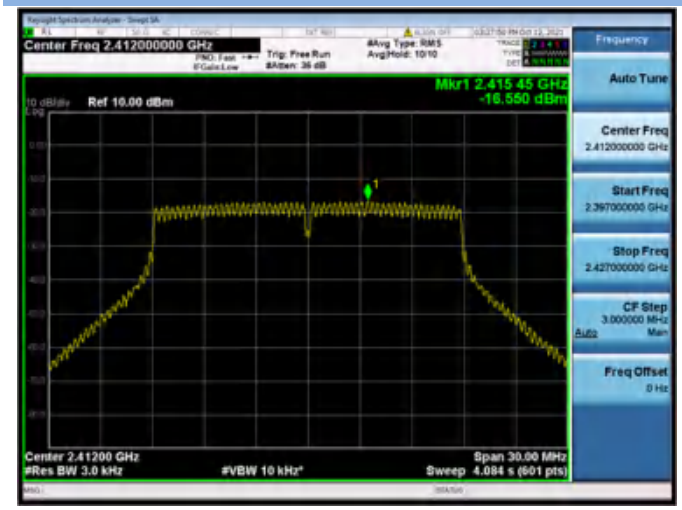

802.11VHT-20 MHz CHANNEL 2

802.11VHT-20 MHz CHANNEL 3

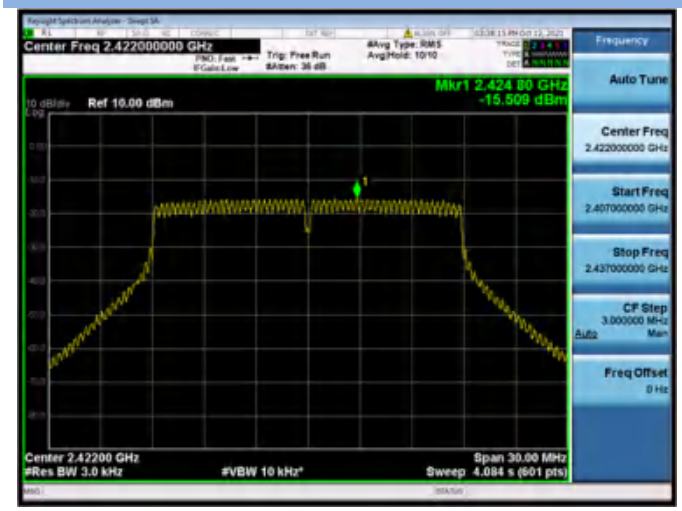

802.11VHT-20 MHz CHANNEL 4

802.11VHT-20 MHz CHANNEL 5

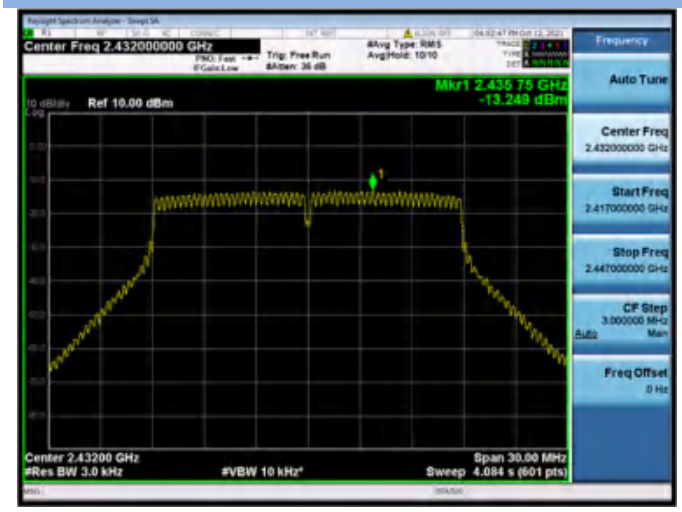

802.11VHT-20 MHz CHANNEL 6

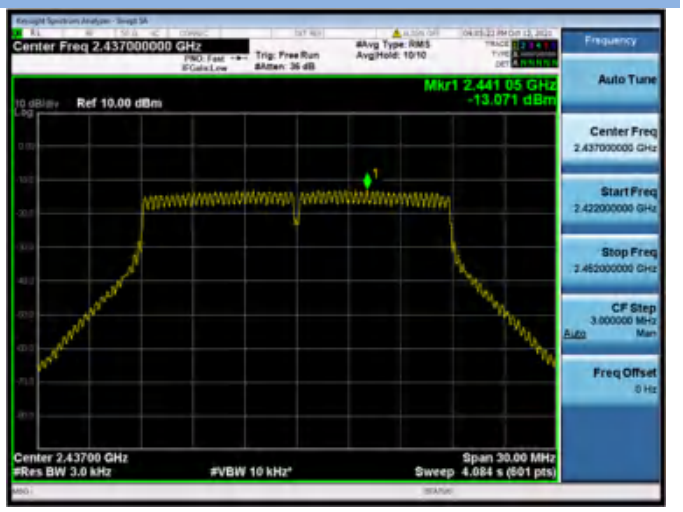

802.11VHT-20 MHz CHANNEL 8

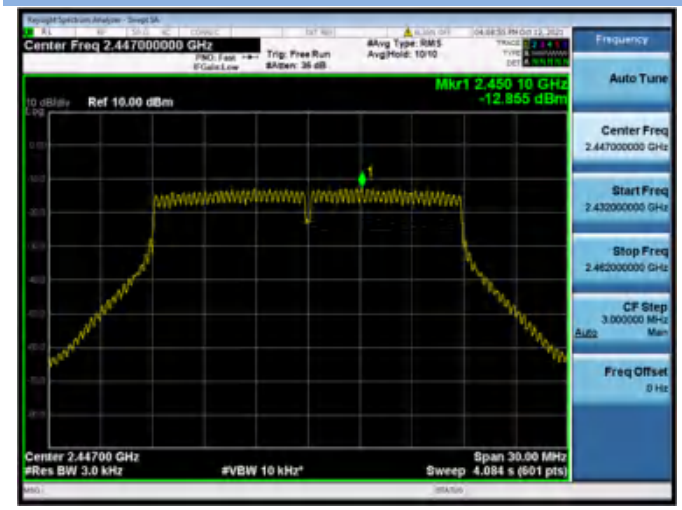

802.11VHT-20 MHz CHANNEL 9

802.11VHT-20 MHz CHANNEL 10

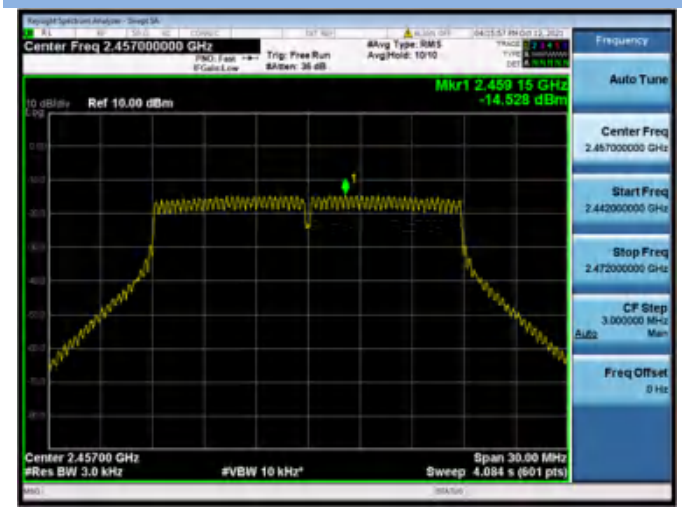

802.11VHT-20 MHz CHANNEL 11

802.11VHT-40 MHz CHANNEL 3

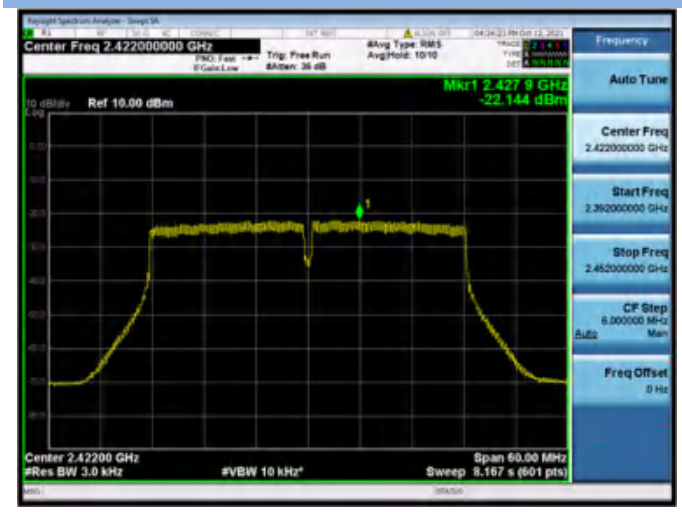

802.11VHT-40 MHz CHANNEL 4

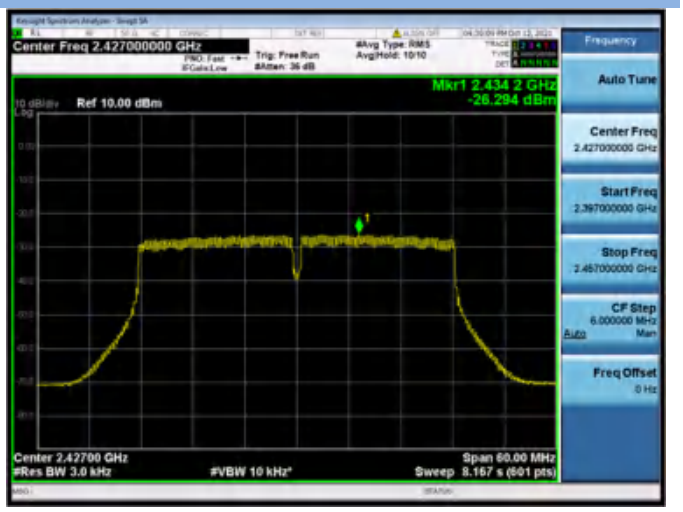

802.11VHT-40 MHz CHANNEL 5

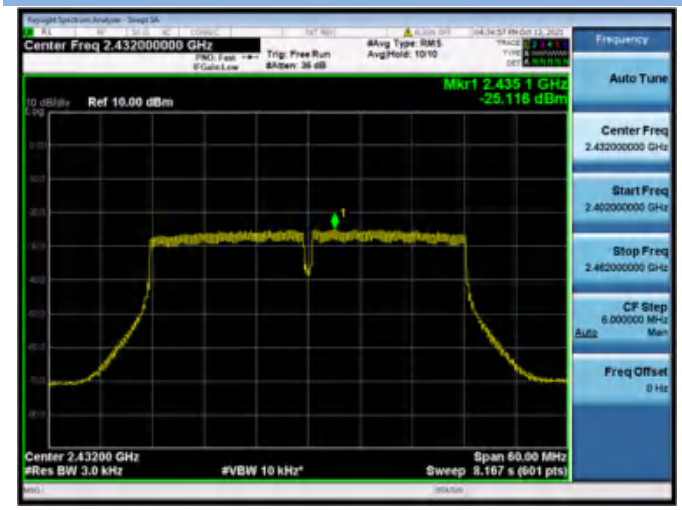

802.11VHT-40 MHz CHANNEL 6

802.11VHT-40 MHz CHANNEL 7

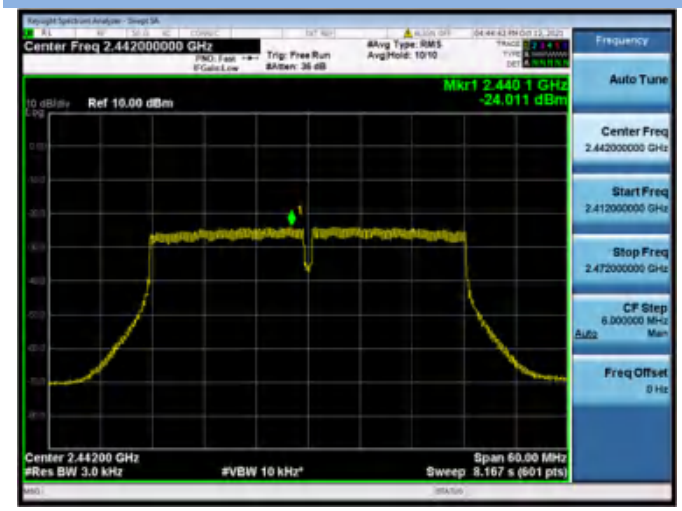

802.11VHT-40 MHz CHANNEL 8

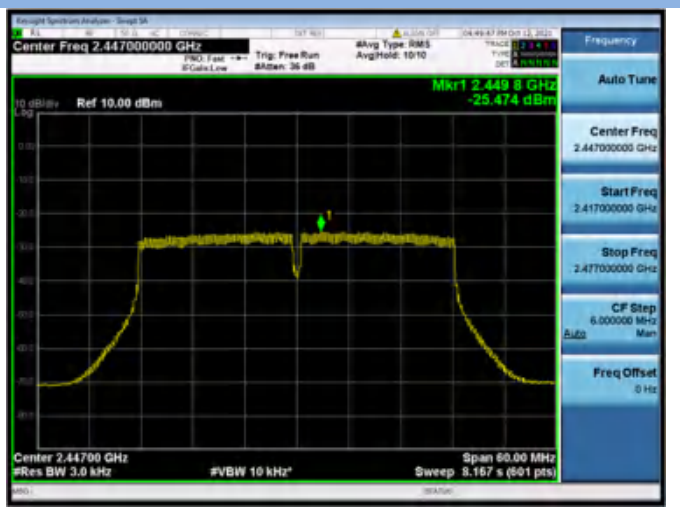

802.11VHT-40 MHz CHANNEL 9

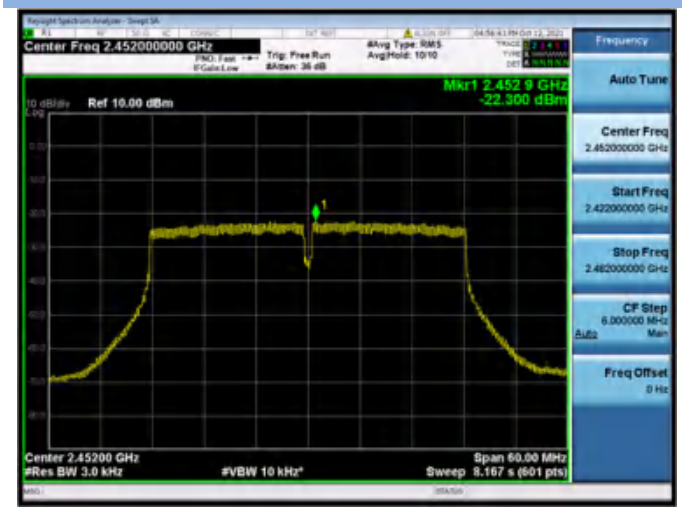

802.11ax-20 MHz(SU) CHANNEL 1

802.11ax-20 MHz(SU)CHANNEL 2

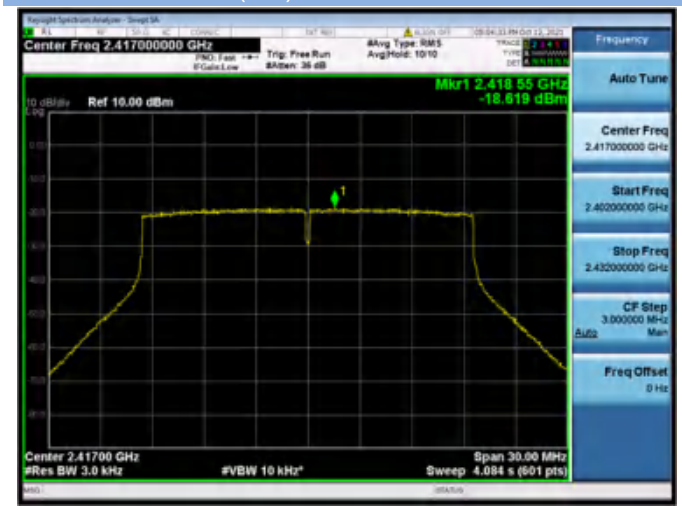

802.11ax-20 MHz(SU) CHANNEL 3

802.11ax-20 MH (SU)CHANNEL 4

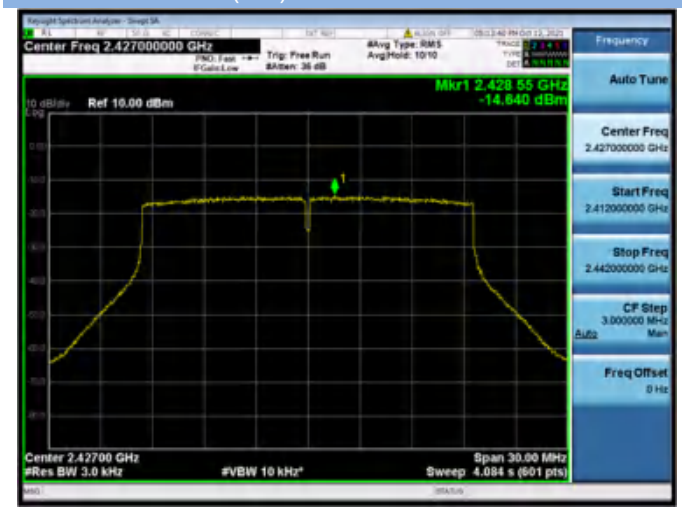

802.11ax-20 MHz(SU) CHANNEL 6

802.11ax-20 MHz(SU)CHANNEL 8

802.11ax-20 MHz(SU) CHANNEL 9

802.11ax-20 MHz(SU)CHANNEL 10

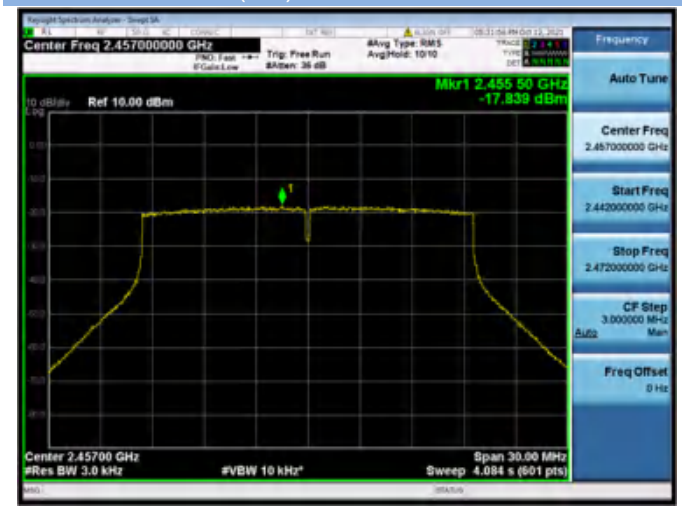

802.11ax-20 MHz(SU) CHANNEL 11

802.11ax-40 MHz(SU)CHANNEL 3

802.11ax-40 MHz(SU) CHANNEL 4

802.11ax-40 MHz(SU)CHANNEL 5

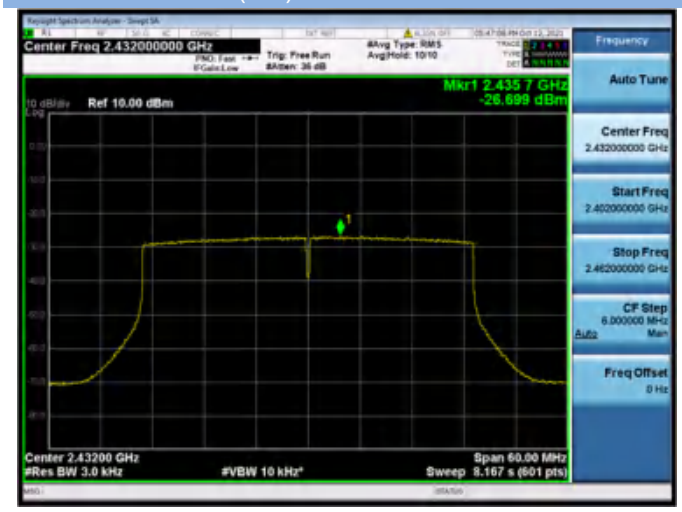

802.11ax-40 MHz(SU) CHANNEL 6

802.11ax-40 MHz(SU)CHANNEL 7

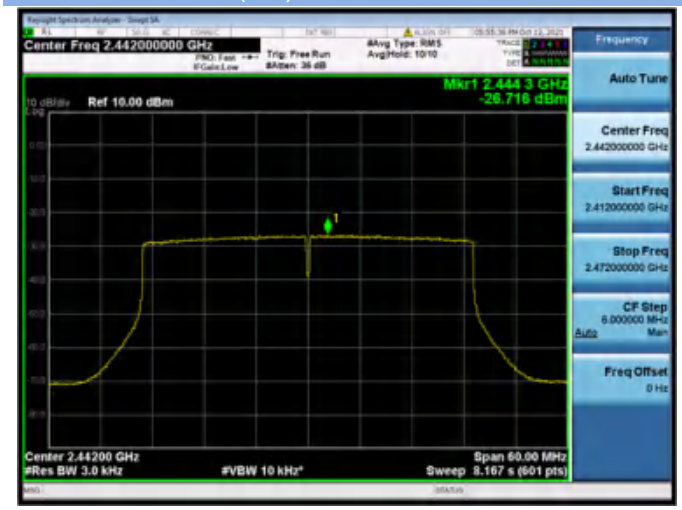

802.11ax-40 MHz(SU) CHANNEL 8

802.11ax-40 MHz(SU)CHANNEL 9

MIMO-Main Antenna

802.11b CHANNEL 1

802.11b CHANNEL 6

802.11b CHANNEL 9

802.11b CHANNEL 10

802.11b CHANNEL 11

802.11g CHANNEL 1

802.11g CHANNEL 2

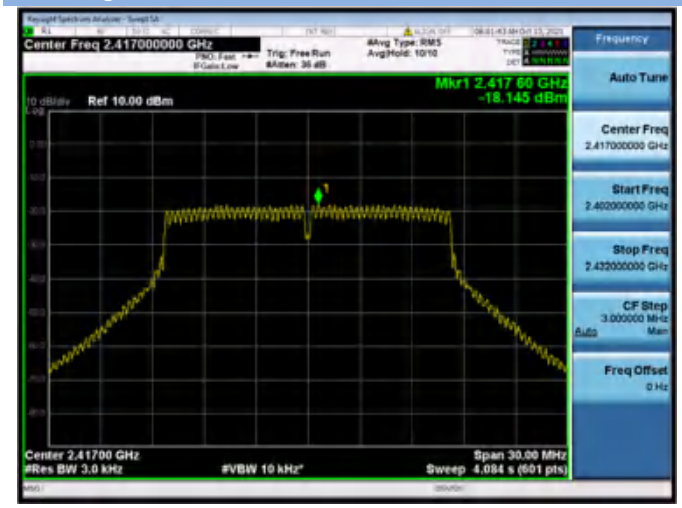

802.11g CHANNEL 3

802.11g CHANNEL 4

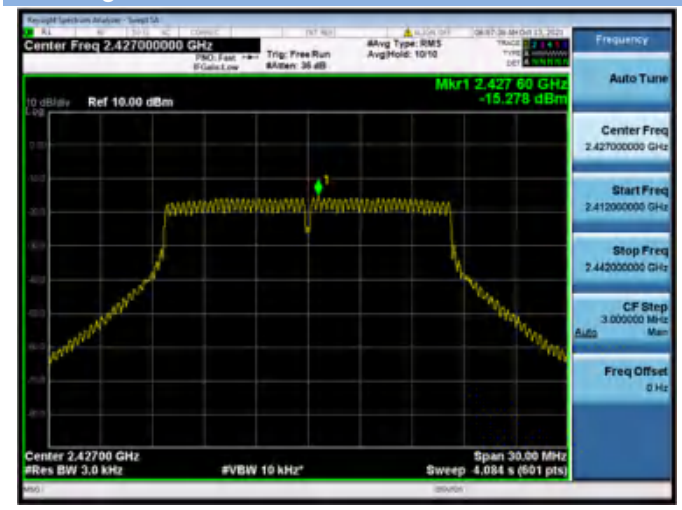

802.11g CHANNEL 5

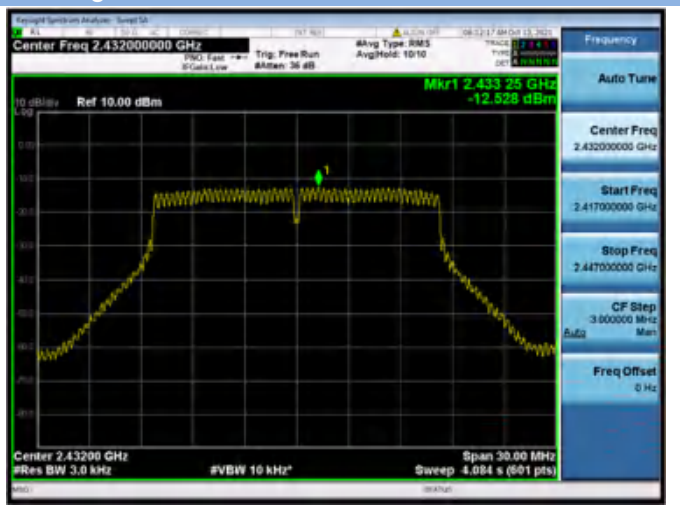

802.11g CHANNEL 6

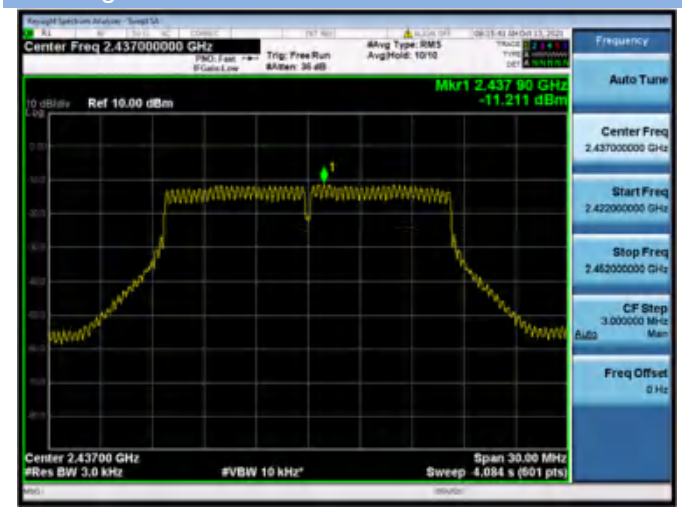

802.11g CHANNEL 7

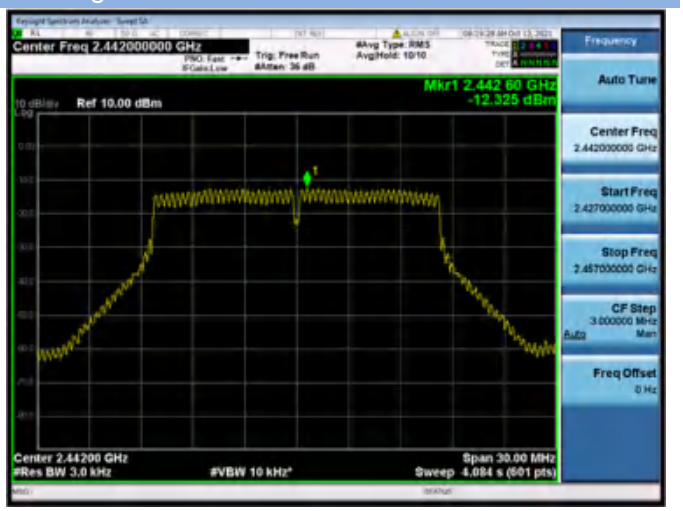

802.11g CHANNEL 8

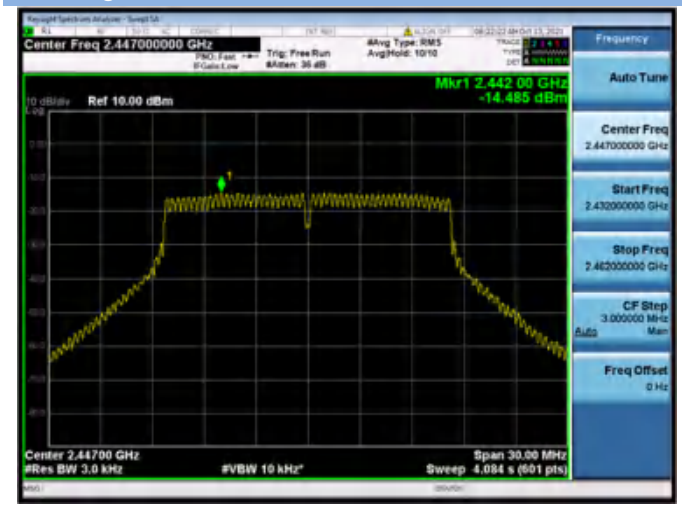

802.11g CHANNEL 9

802.11g CHANNEL 10

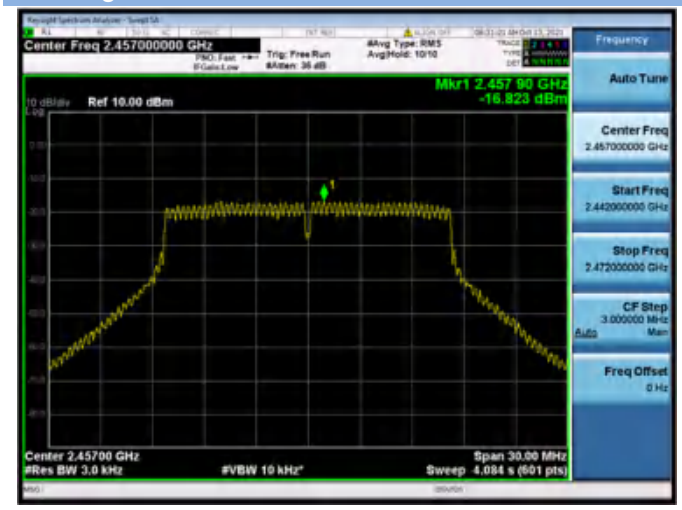

802.11g CHANNEL 11

802.11n-20 MHz CHANNEL 1

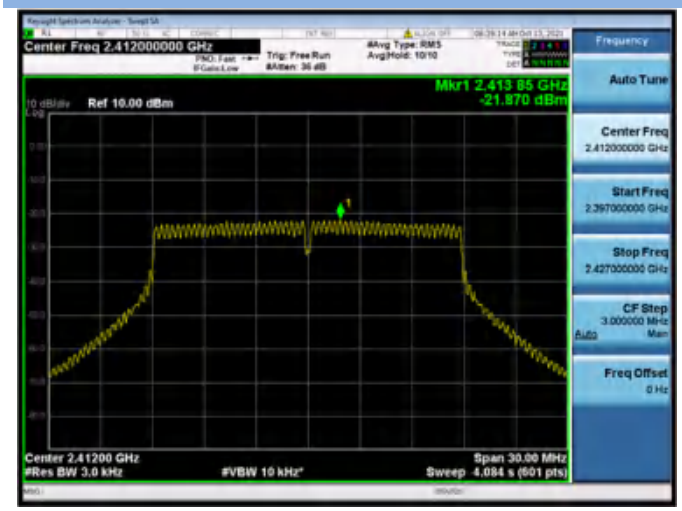

802.11 n-20 MHz CHANNEL 2

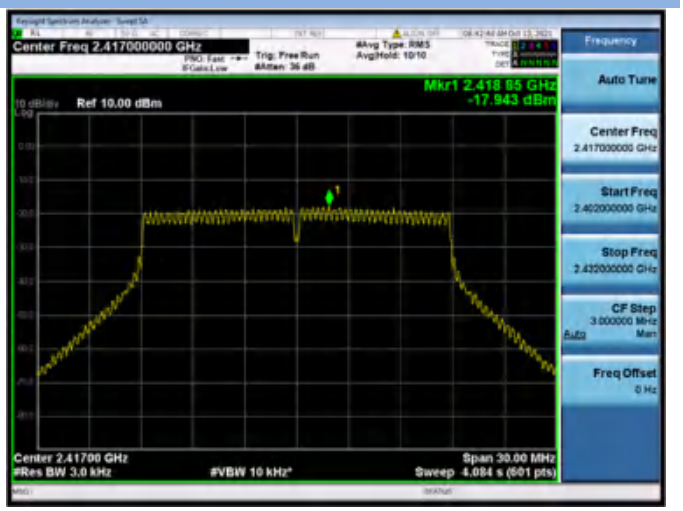

802.11n-20 MHz CHANNEL 3

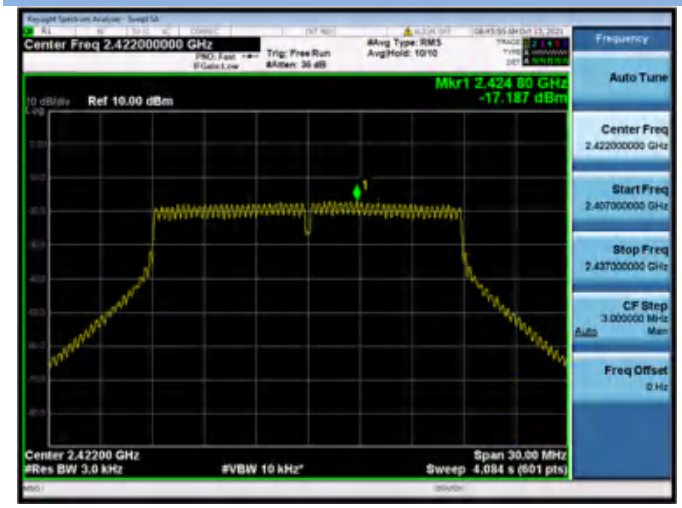

802.11n-20 MHz CHANNEL 4

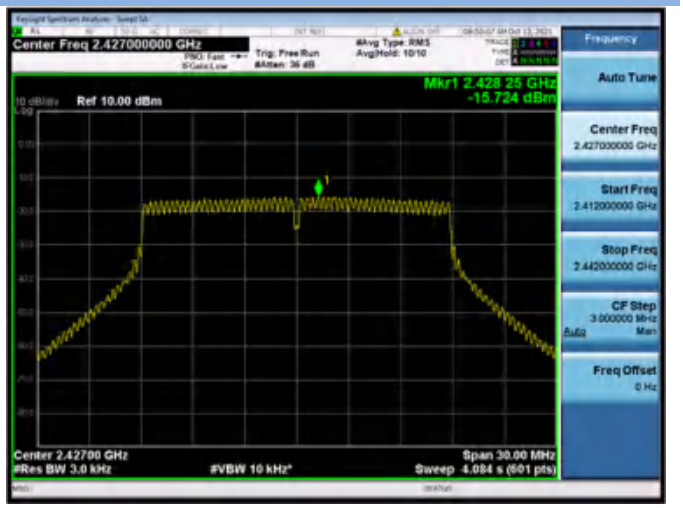

802.11n-20 MHz CHANNEL 5

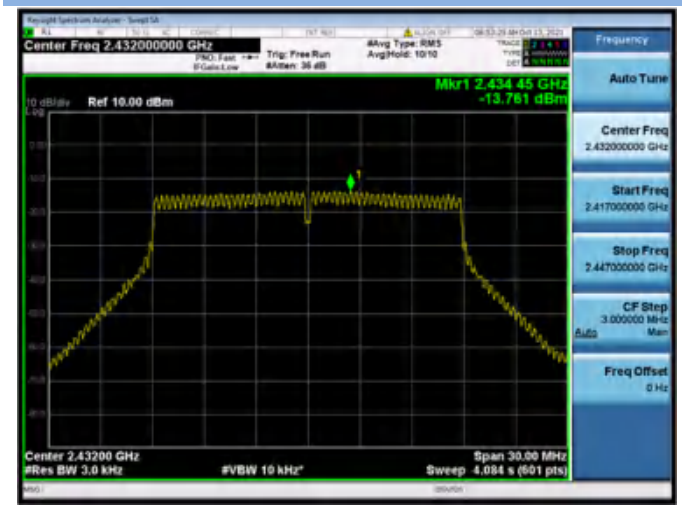

802.11n-20 MHz CHANNEL 6

802.11n-20 MHz CHANNEL 7

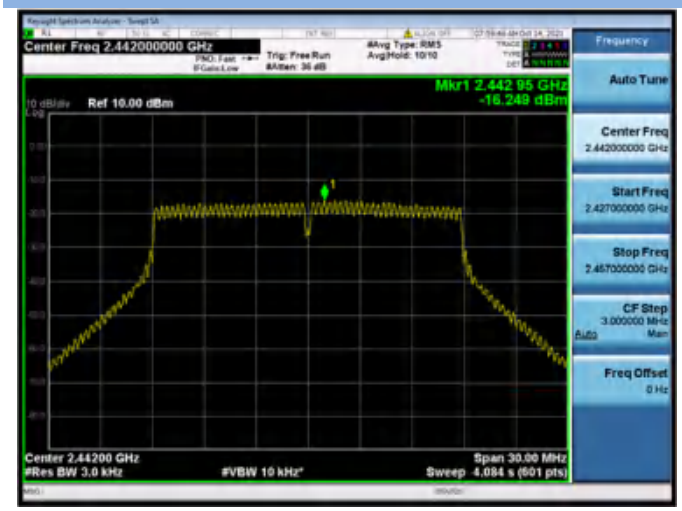

802.11n-20 MHz CHANNEL 8

802.11n-20 MHz CHANNEL 9

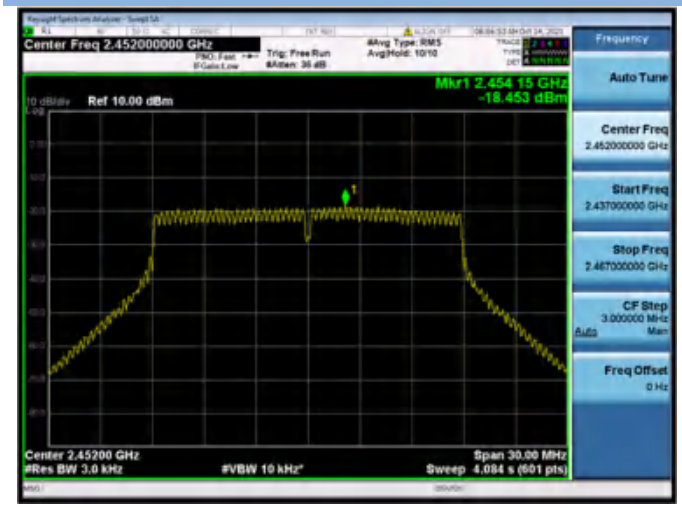

802.11n-20 MHz CHANNEL 10

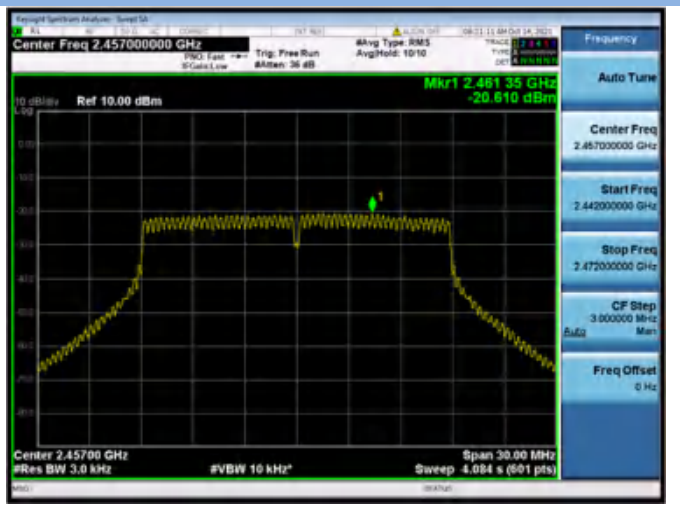

802.11n-20 MHz CHANNEL 11

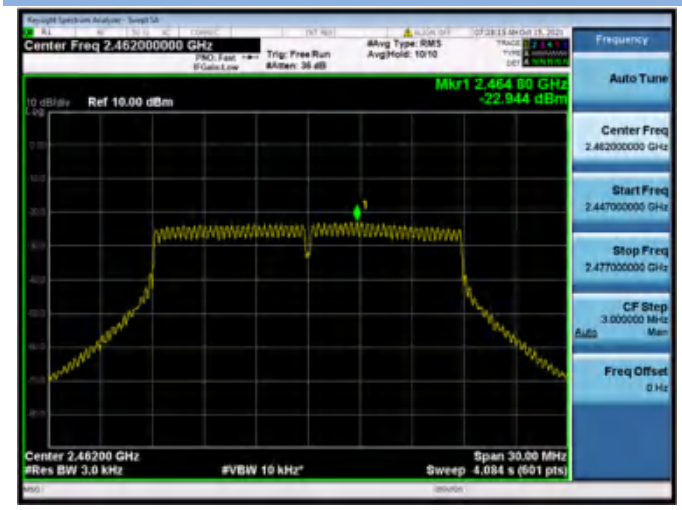

802.11n-40 MHz CHANNEL 3

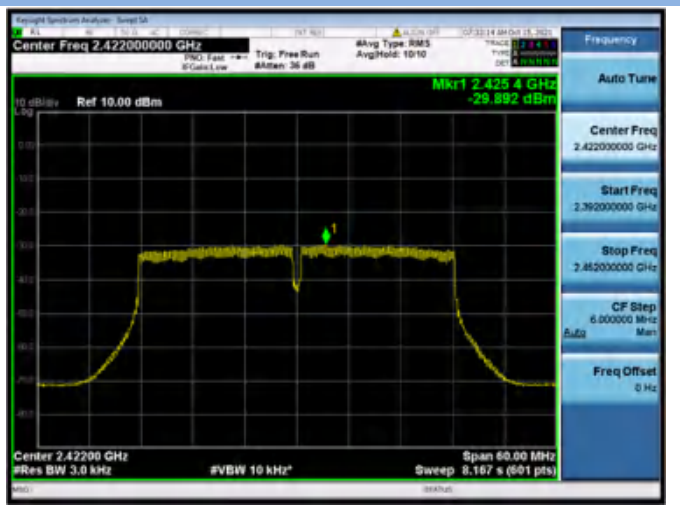

802.11n-40 MHz CHANNEL 4

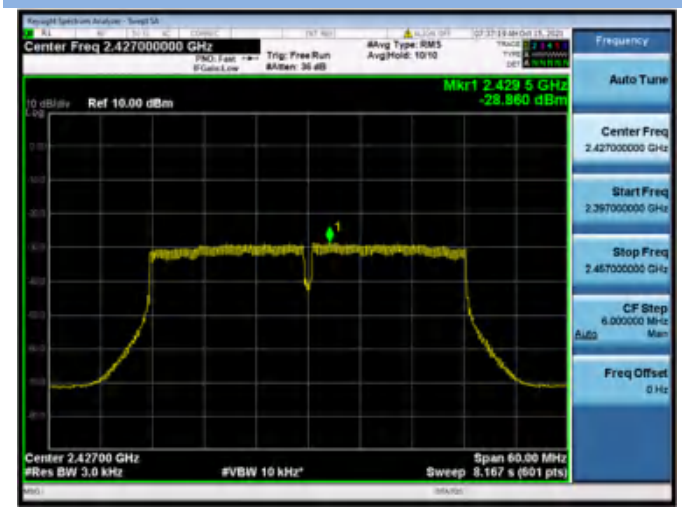

802.11n-40 MHz CHANNEL 5

802.11n-40 MHz CHANNEL 6

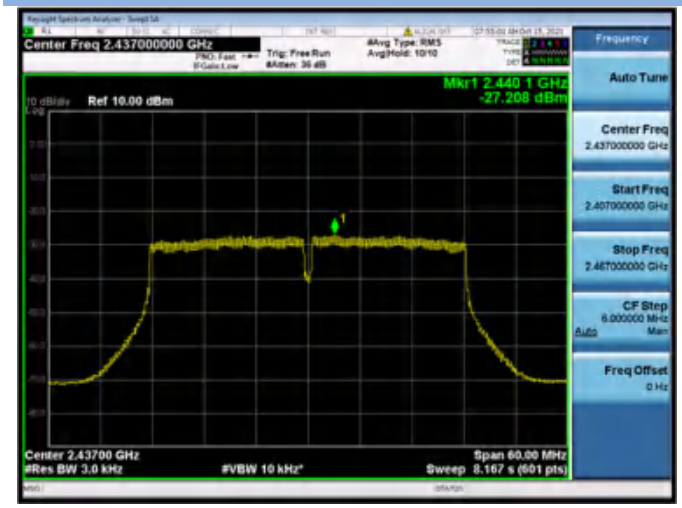

802.11n-40 MHz CHANNEL 7

802.11n-40 MHz CHANNEL 8

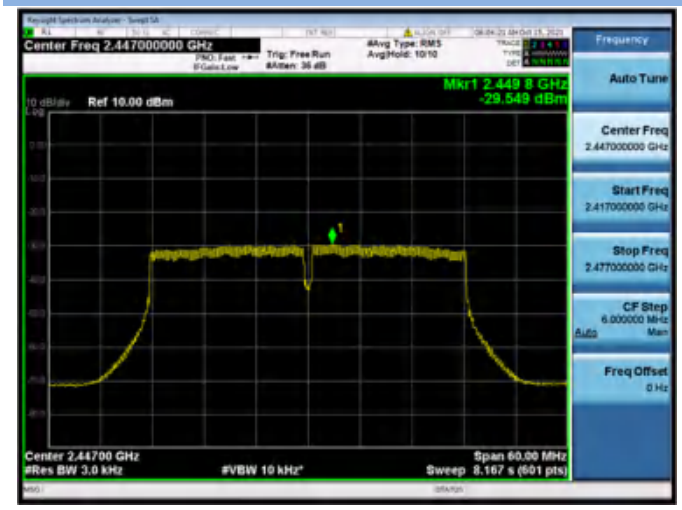

802.11n-40 MHz CHANNEL 9

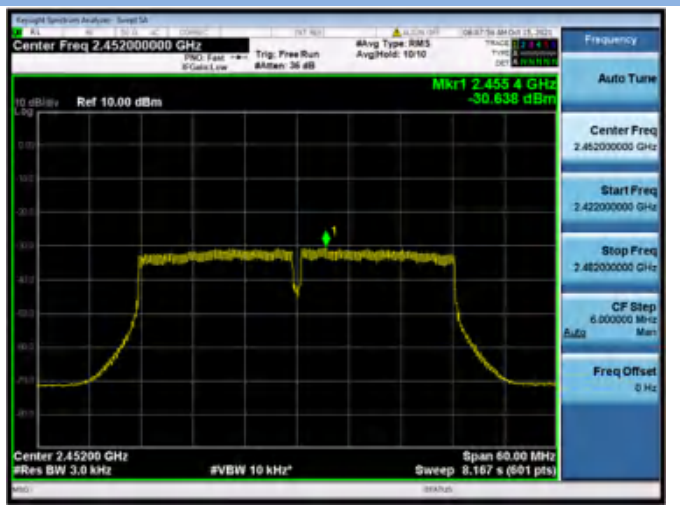

802.11VHT-20 MHz CHANNEL 1

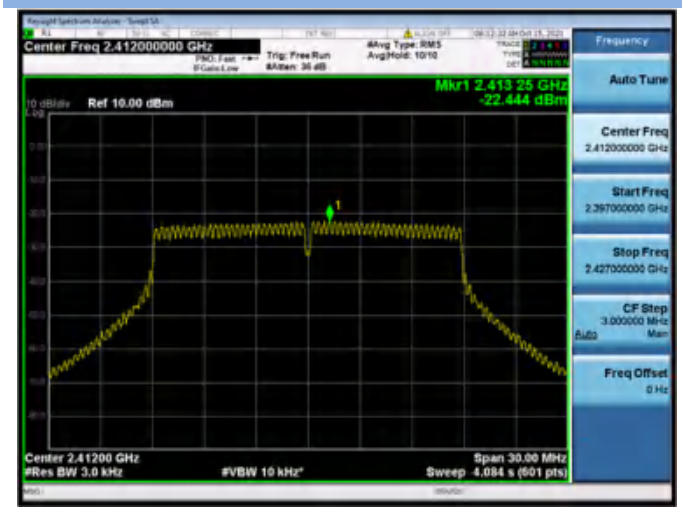

802.11VHT-20 MHz CHANNEL 2

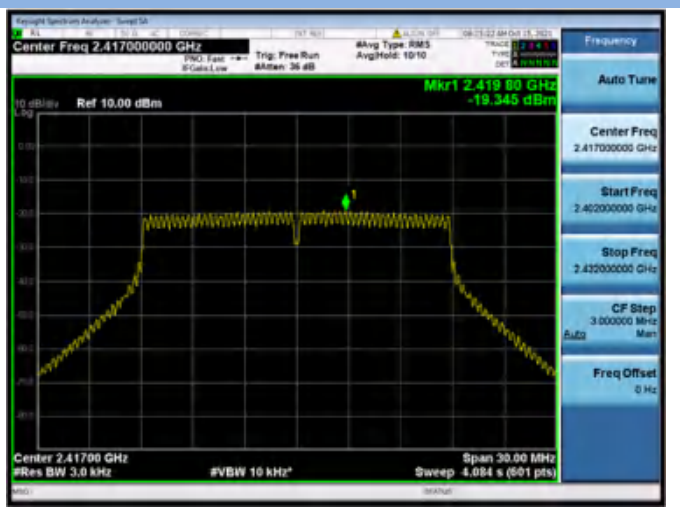

802.11VHT-20 MHz CHANNEL 3

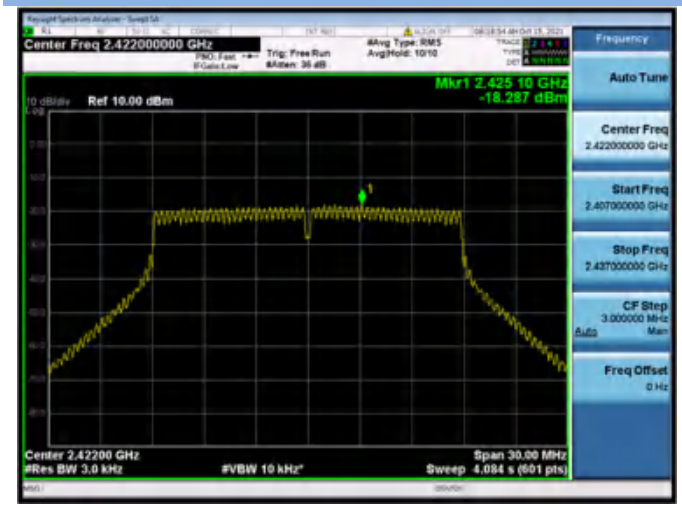

802.11VHT-20 MHz CHANNEL 4

802.11VHT-20 MHz CHANNEL 5

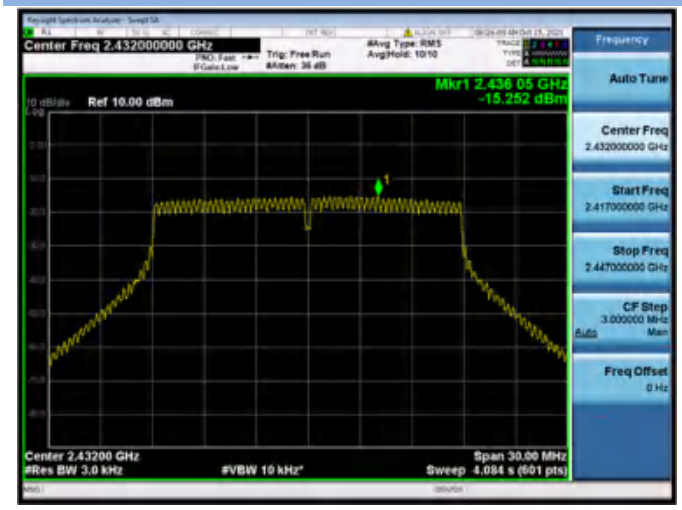

802.11VHT-20 MHz CHANNEL 6

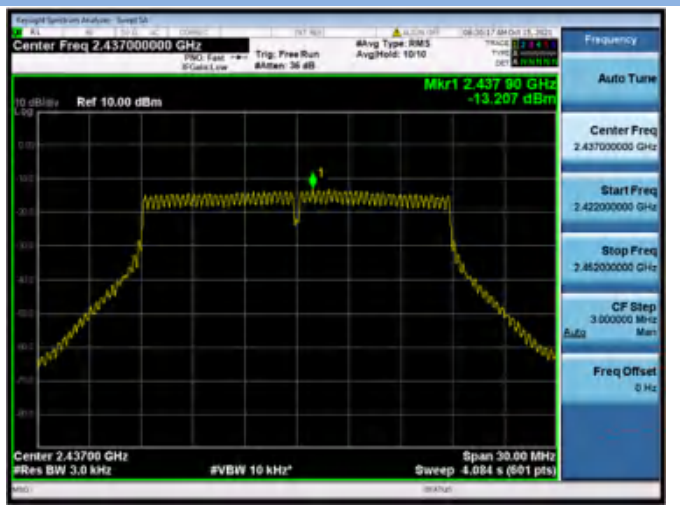

802.11VHT-20 MHz CHANNEL 7

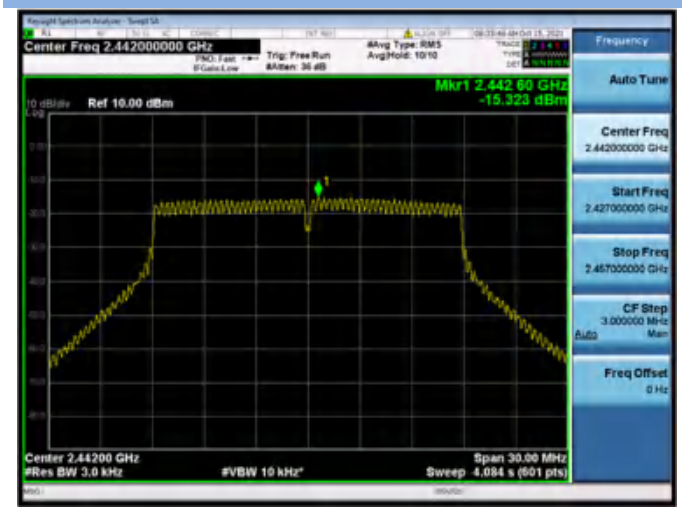

802.11VHT-20 MHz CHANNEL 8

802.11VHT-20 MHz CHANNEL 9

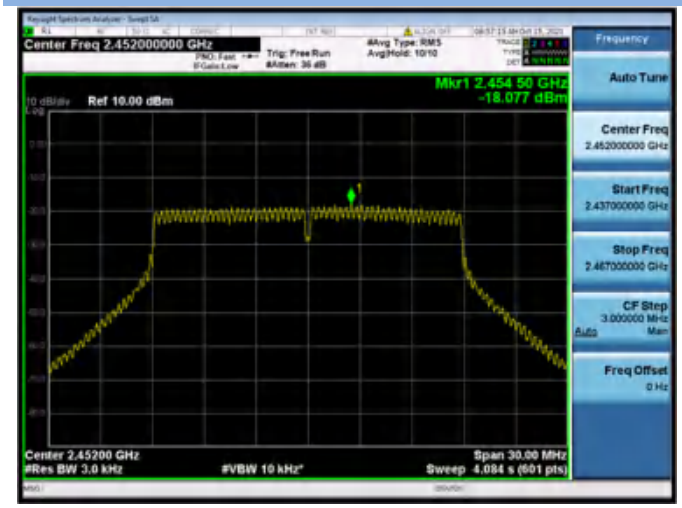

802.11VHT-20 MHz CHANNEL 10

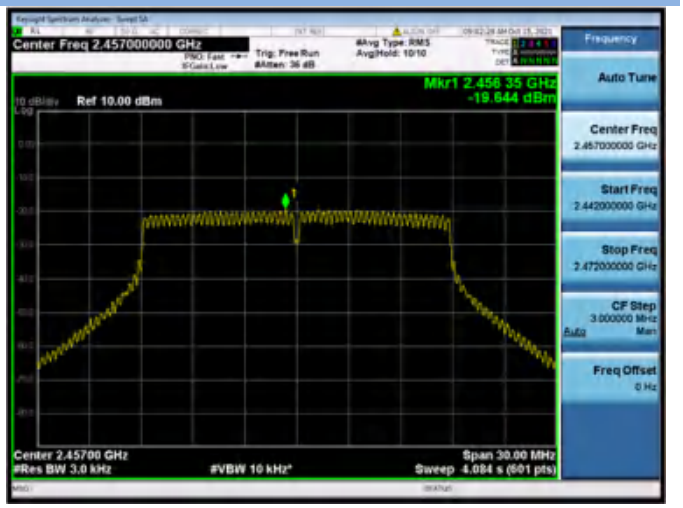

802.11VHT-20 MHz CHANNEL 11

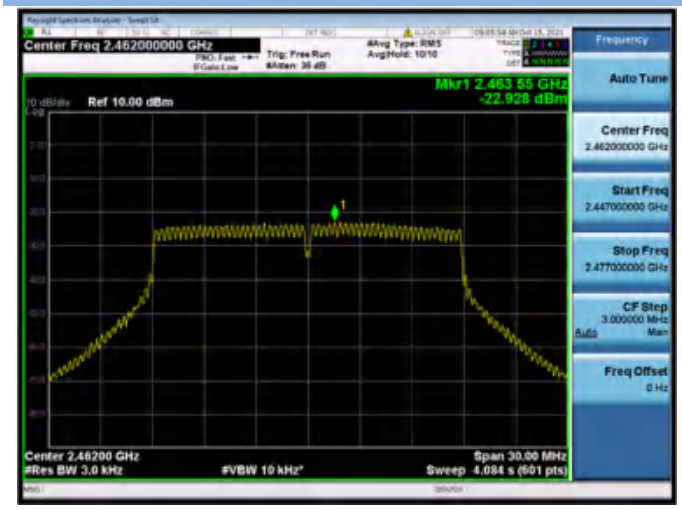

802.11VHT-40 MHz CHANNEL 3

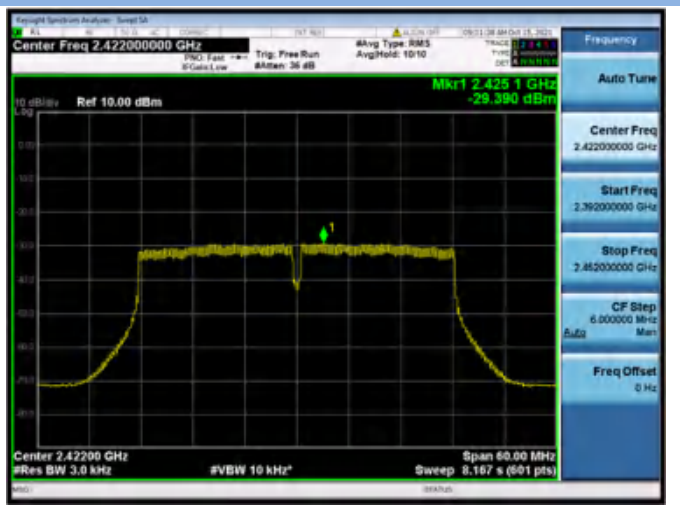

802.11VHT-40 MHz CHANNEL 4

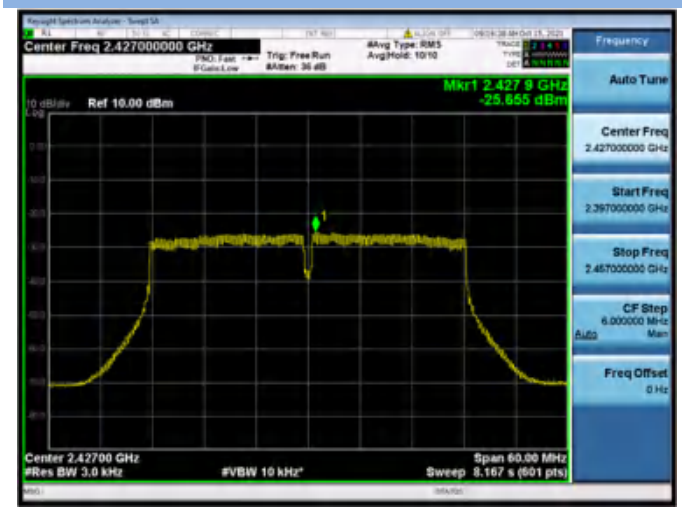

802.11VHT-40 MHz CHANNEL 5

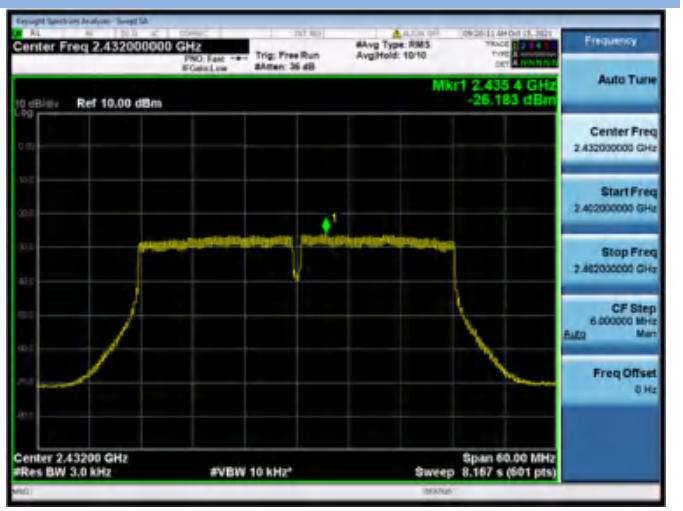

802.11VHT-40 MHz CHANNEL 6

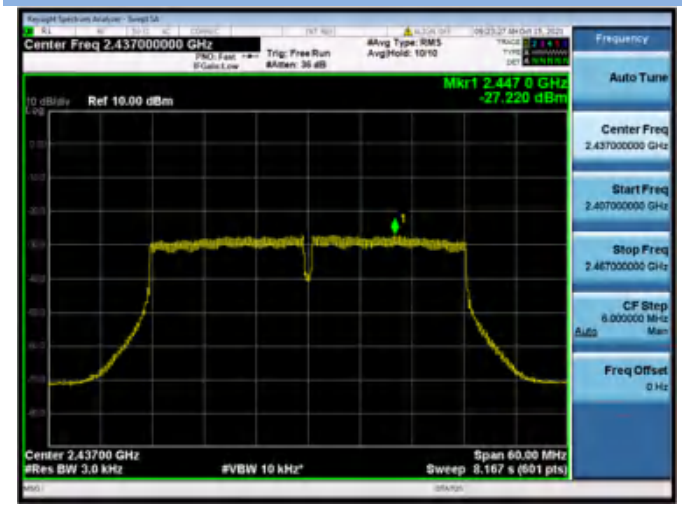

802.11VHT-40 MHz CHANNEL 7

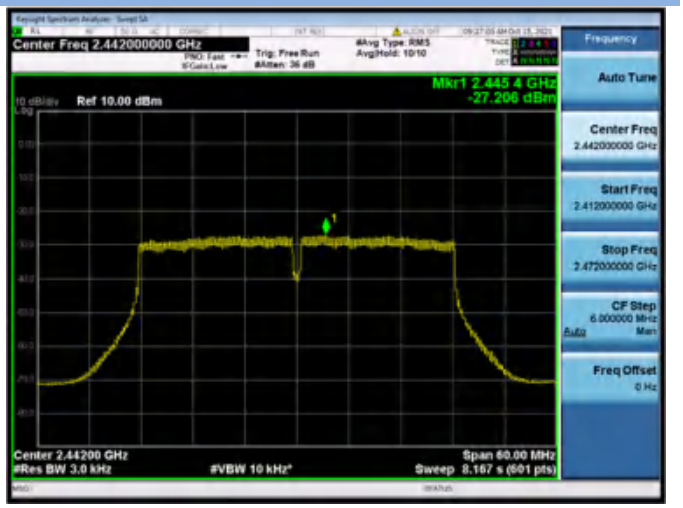

802.11VHT-40 MHz CHANNEL 8

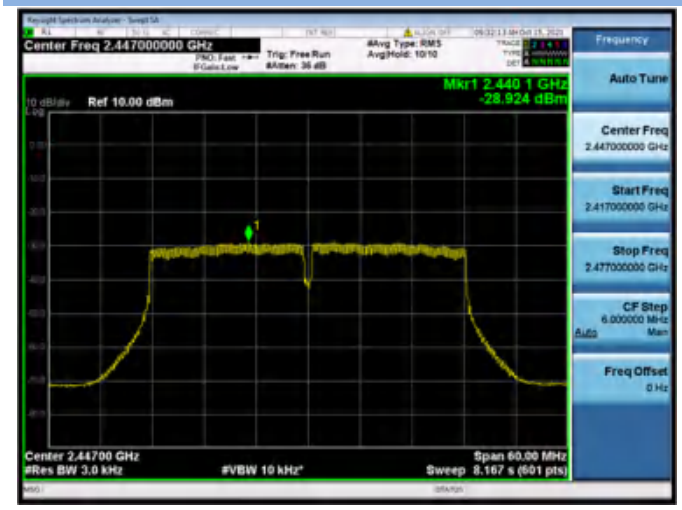

802.11VHT-40 MHz CHANNEL 9

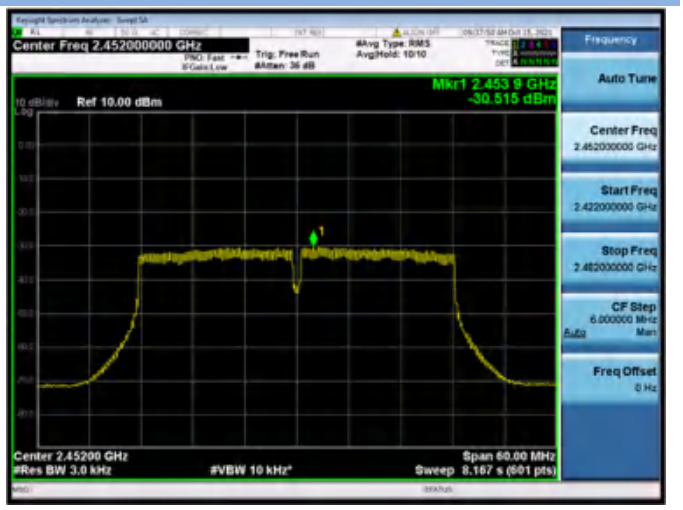

802.11ax-20 MHz(SU)CHANNEL 1

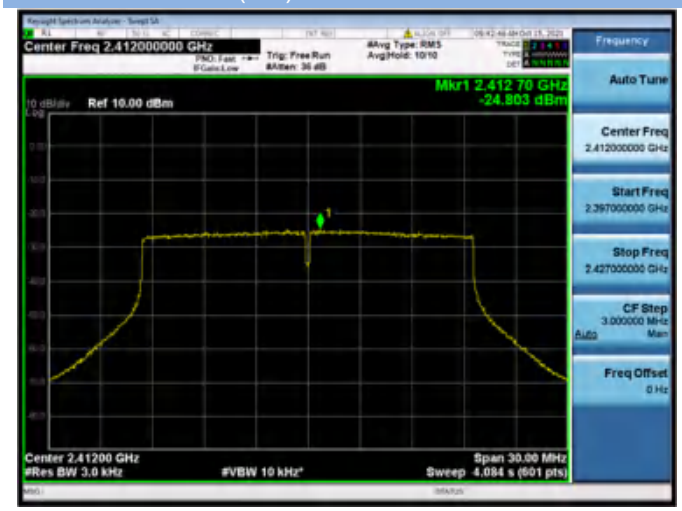

802.11ax-20 MHz(SU) CHANNEL 2

802.11ax-20 MH (SU)CHANNEL 3

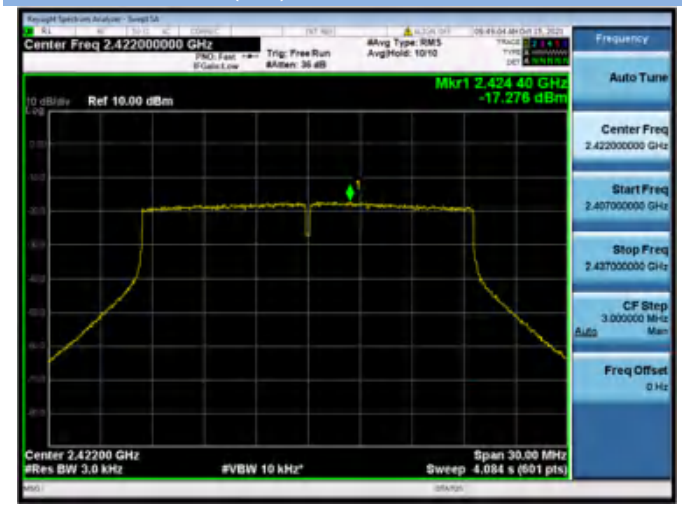

802.11ax-20 MHz(SU) CHANNEL 4

802.11ax-20 MHz(SU)CHANNEL 5

802.11ax-20 MHz(SU) CHANNEL 6

802.11ax-20 MHz(SU)CHANNEL 7

802.11ax-20 MHz(SU) CHANNEL 8

802.11ax-20 MHz(SU)CHANNEL 9

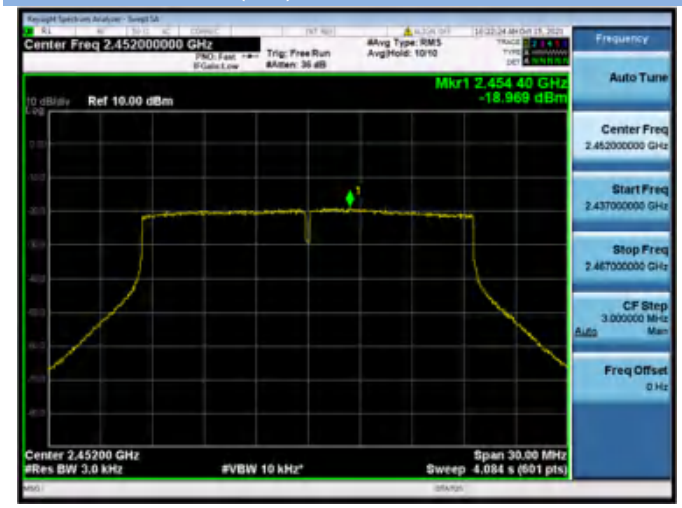

802.11ax-20 MHz(SU) CHANNEL 10

802.11ax-20 MHz(SU) CHANNEL 11

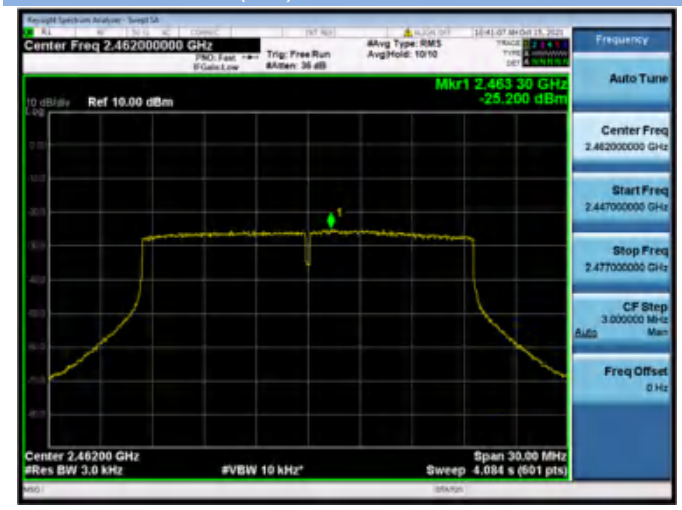

802.11ax-40 MHz(SU) CHANNEL 3

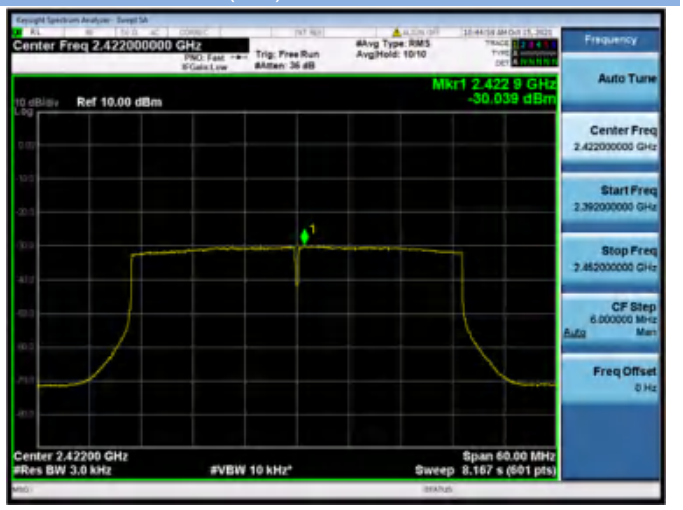

802.11ax-40 MHz(SU)CHANNEL 4

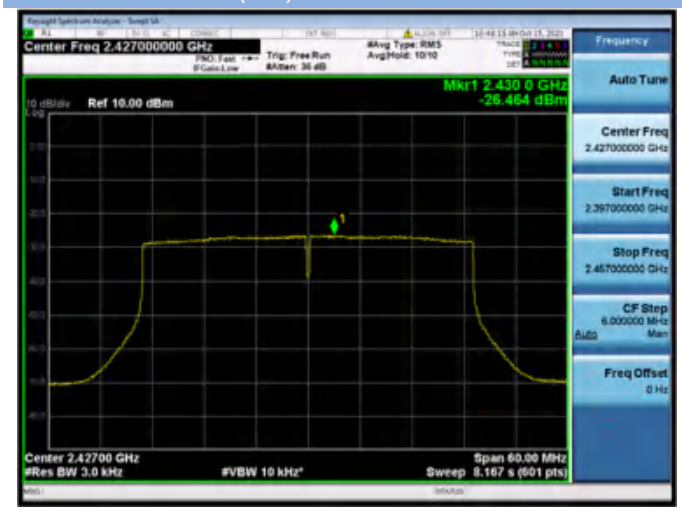

802.11ax-40 MHz(SU) CHANNEL 5

802.11ax-40 MHz(SU)CHANNEL 6

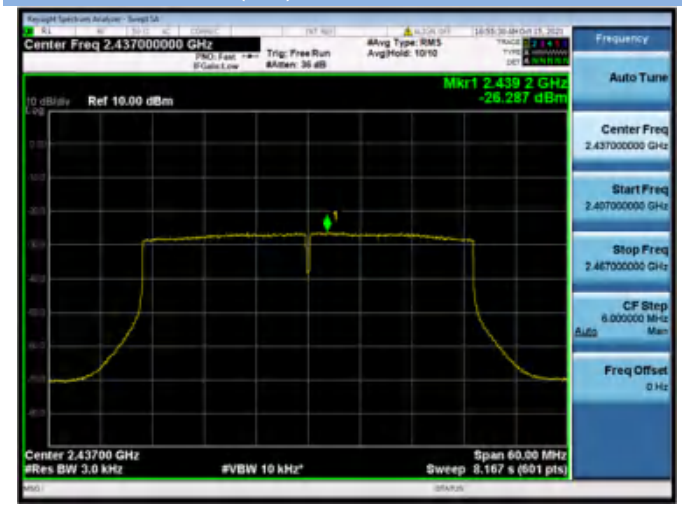

802.11ax-40 MHz(SU) CHANNEL 7

802.11ax-40 MHz(SU)CHANNEL 8

802.11ax-40 MHz(SU)CHANNEL 9

802.11b CHANNEL 1

802.11b CHANNEL 6

802.11b CHANNEL 9

802.11b CHANNEL 10

802.11b CHANNEL 11

802.11g CHANNEL 1

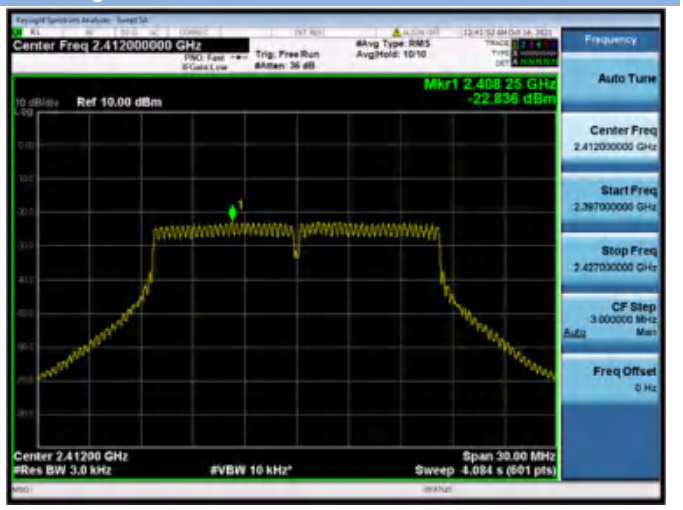

802.11g CHANNEL 2

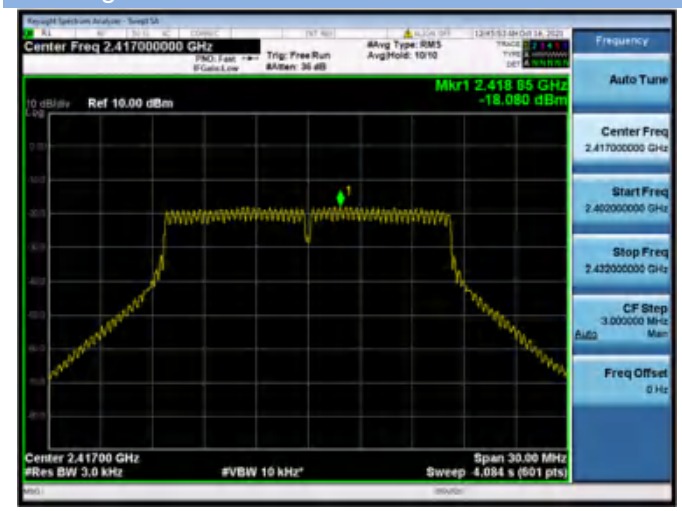

802.11g CHANNEL 3

802.11g CHANNEL 4

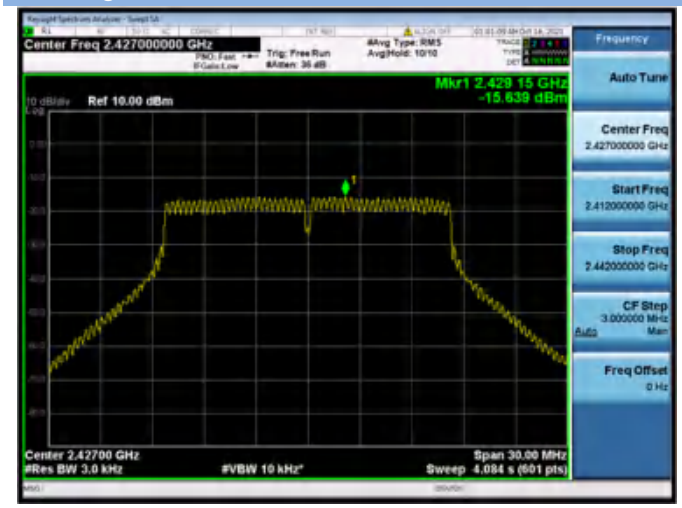

802.11g CHANNEL 5

802.11g CHANNEL 6

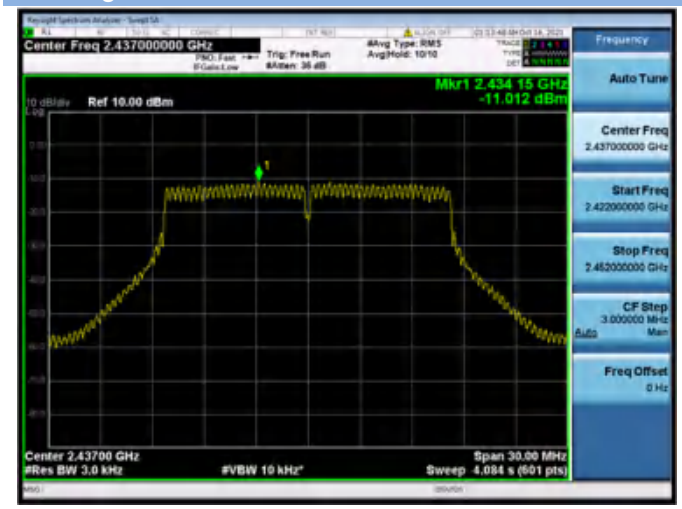

802.11g CHANNEL 7

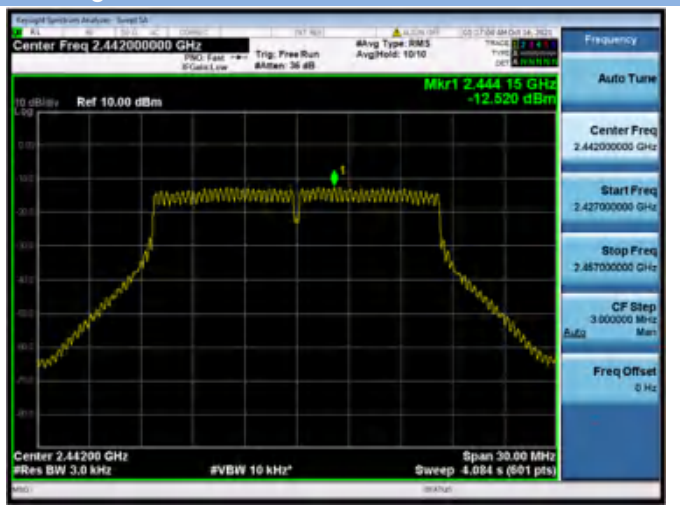

802.11g CHANNEL 8

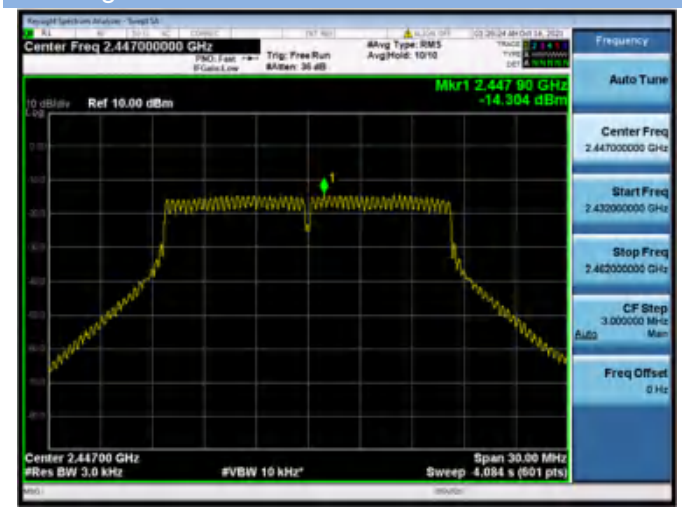

802.11g CHANNEL 9

802.11g CHANNEL 10

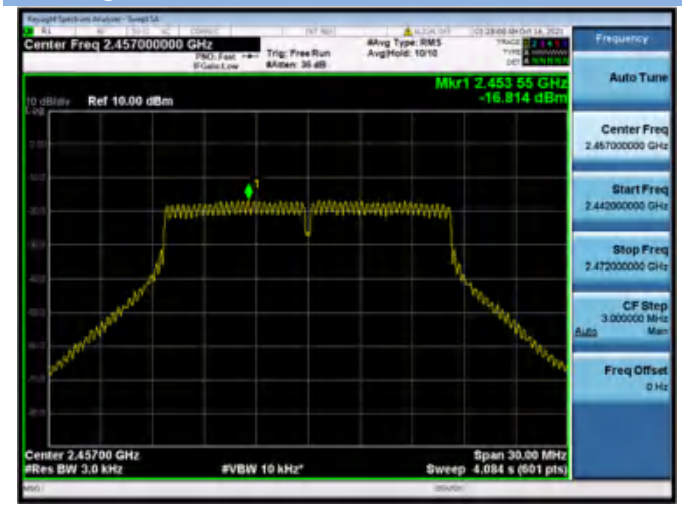

802.11g CHANNEL 11

802.11n-20 MHz CHANNEL 1

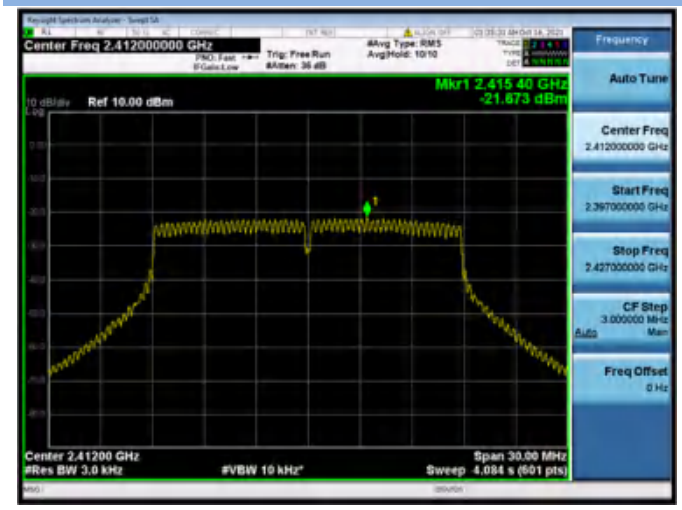

802.11 n-20 MHz CHANNEL 2

802.11n-20 MHz CHANNEL 3

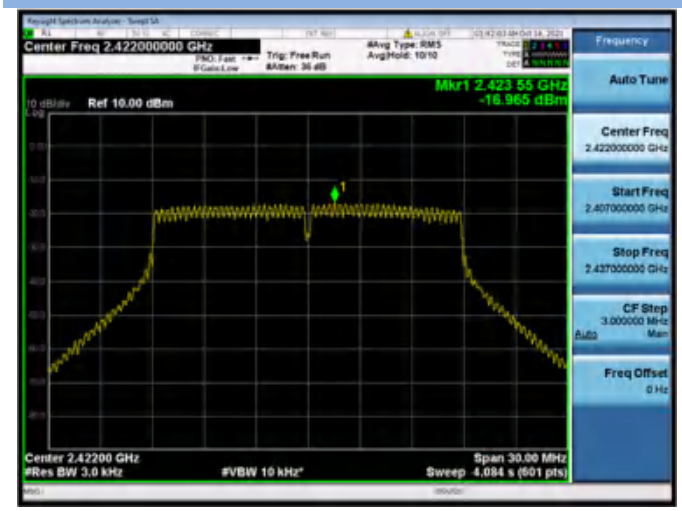

802.11n-20 MHz CHANNEL 4

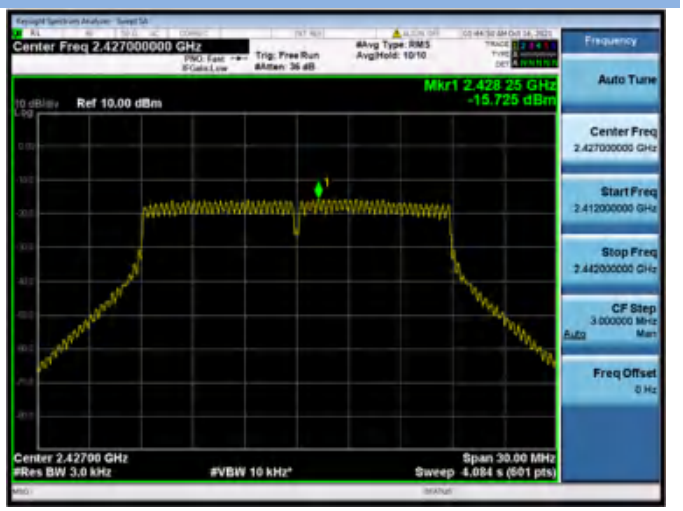

802.11n-20 MHz CHANNEL 5

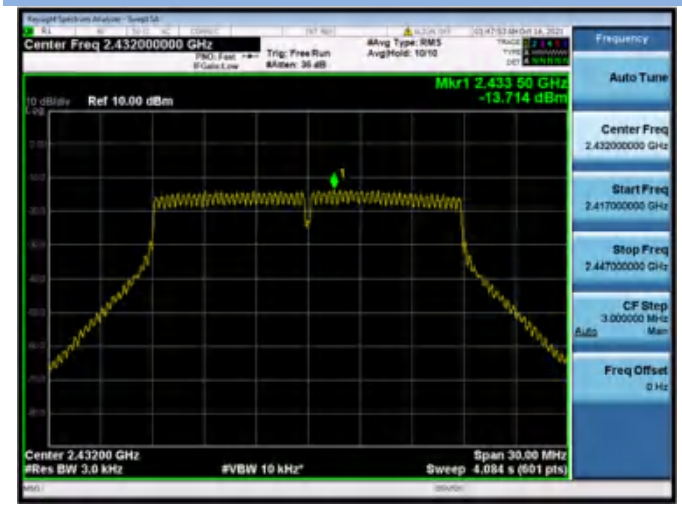

802.11n-20 MHz CHANNEL 6

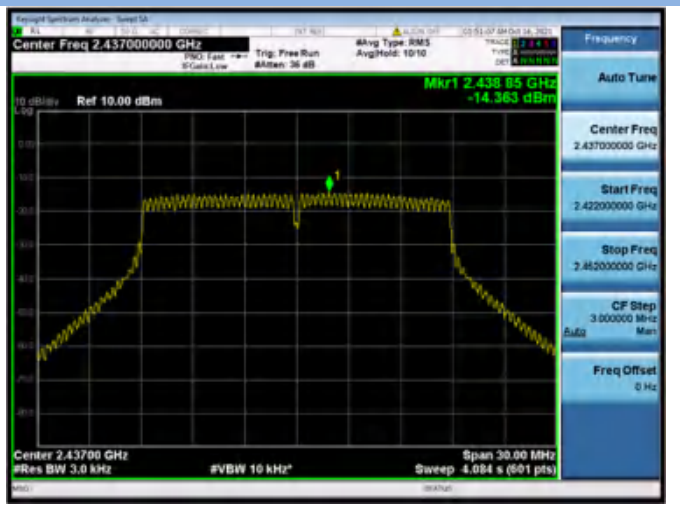

802.11n-20 MHz CHANNEL 7

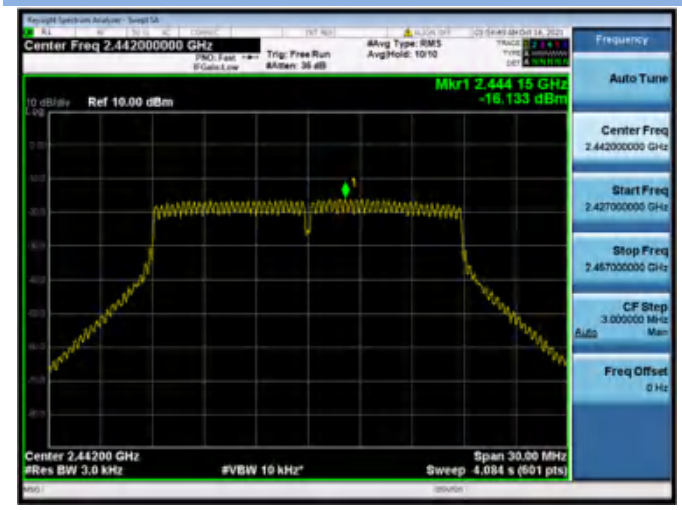

802.11n-20 MHz CHANNEL 8

802.11n-20 MHz CHANNEL 9

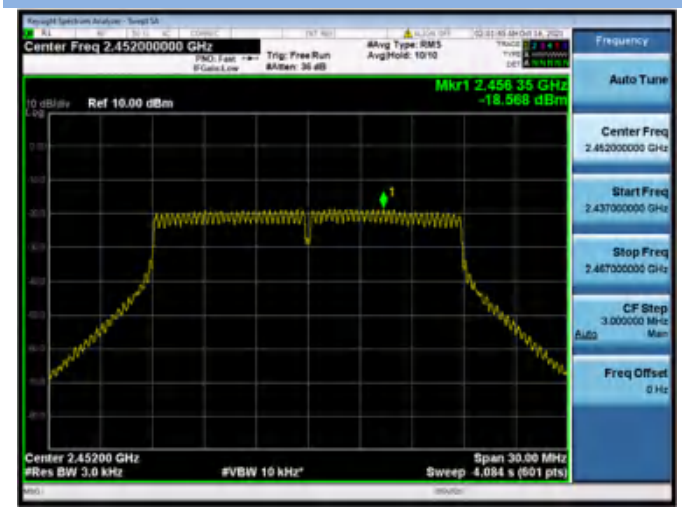

802.11n-20 MHz CHANNEL 10

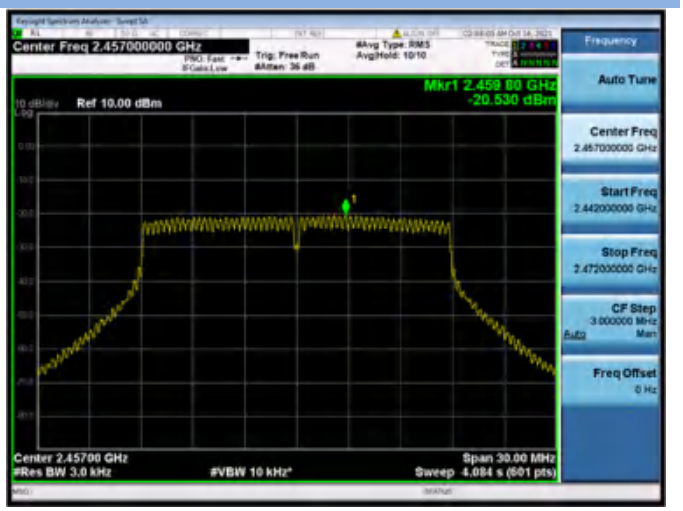

802.11n-20 MHz CHANNEL 11

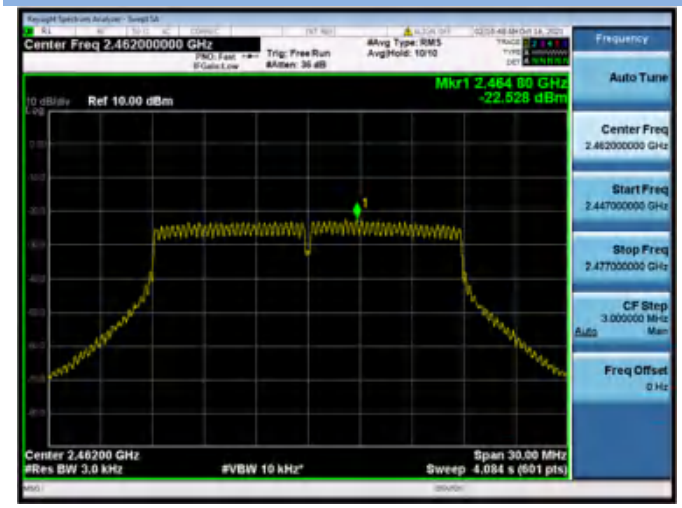

802.11n-40 MHz CHANNEL 3

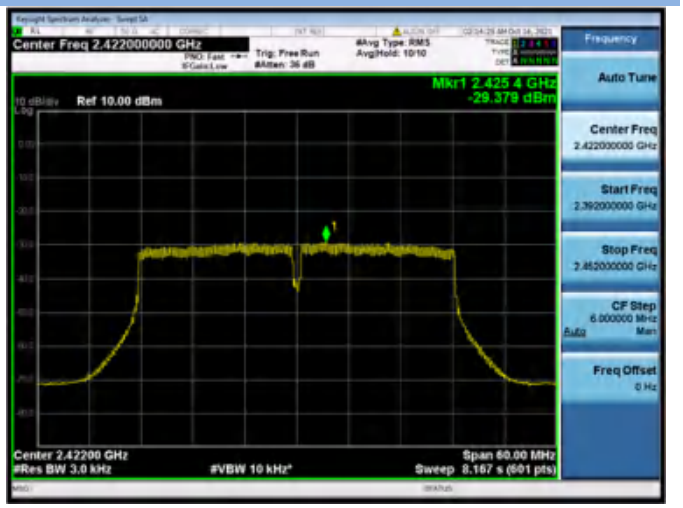

802.11n-40 MHz CHANNEL 4

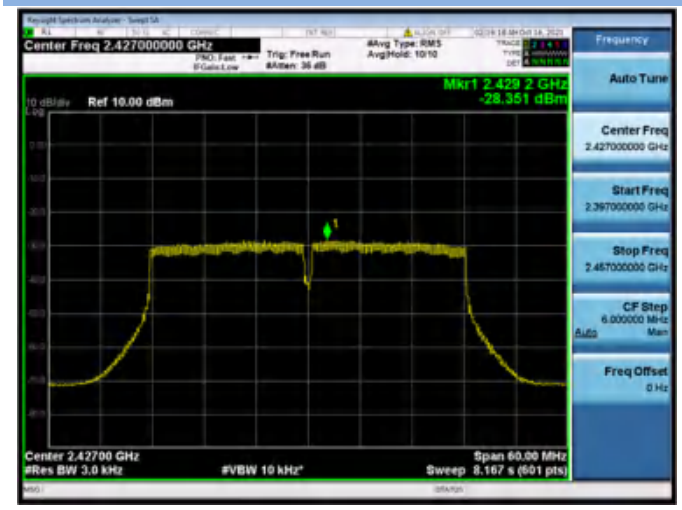

802.11n-40 MHz CHANNEL 5

802.11n-40 MHz CHANNEL 6

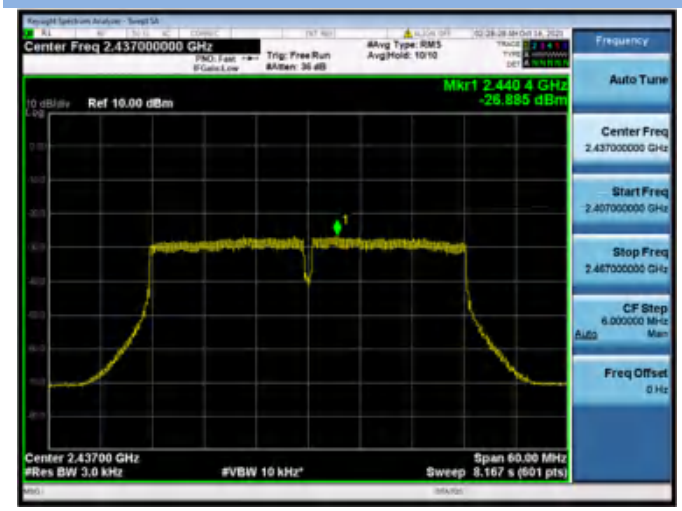

802.11n-40 MHz CHANNEL 7

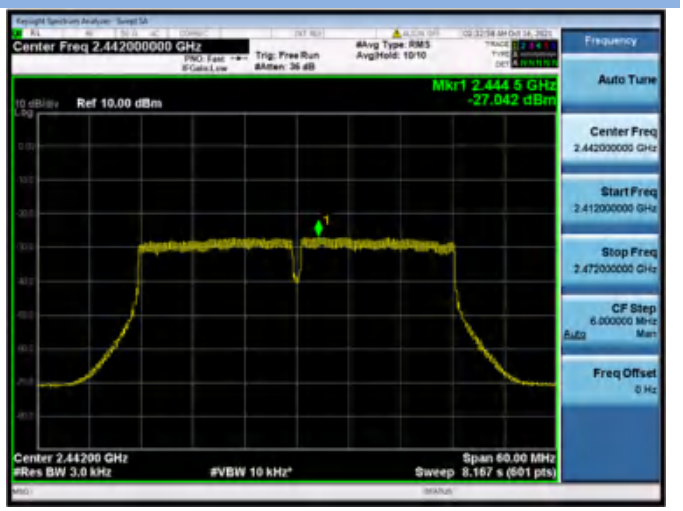

802.11n-40 MHz CHANNEL 8

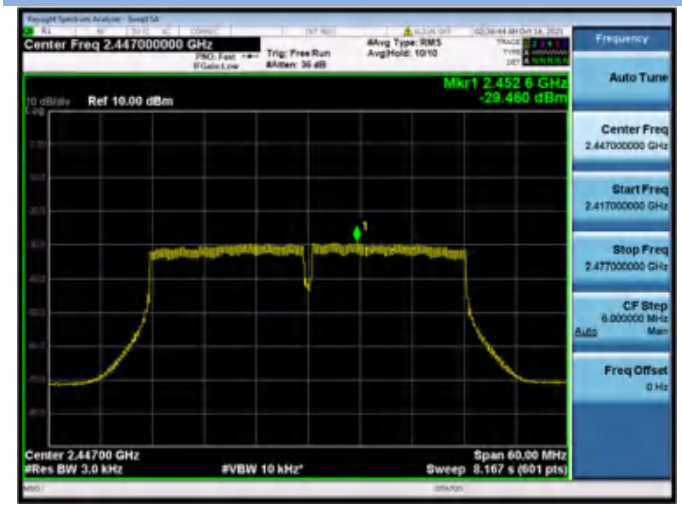

802.11n-40 MHz CHANNEL 9

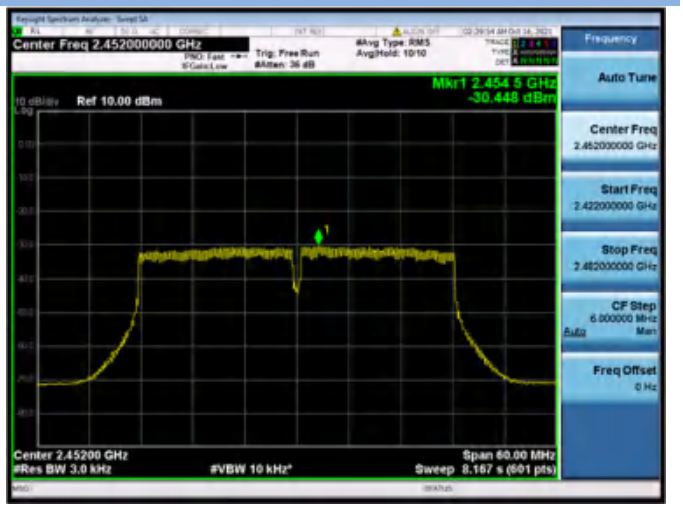

802.11VHT-20 MHz CHANNEL 1

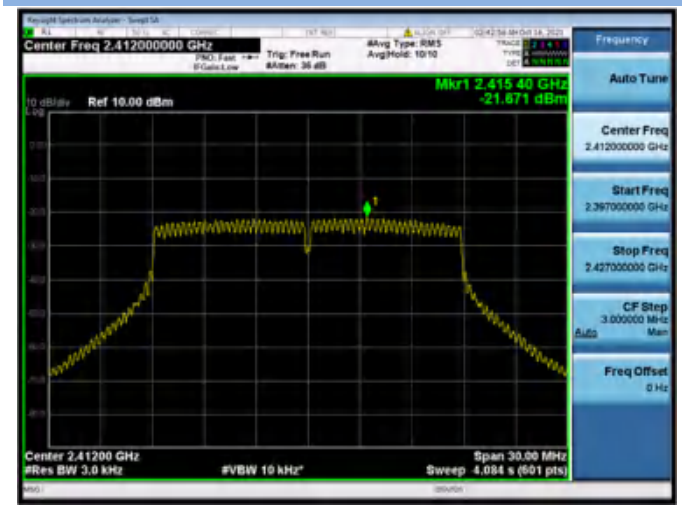

802.11VHT-20 MHz CHANNEL 2

802.11VHT-20 MHz CHANNEL 3

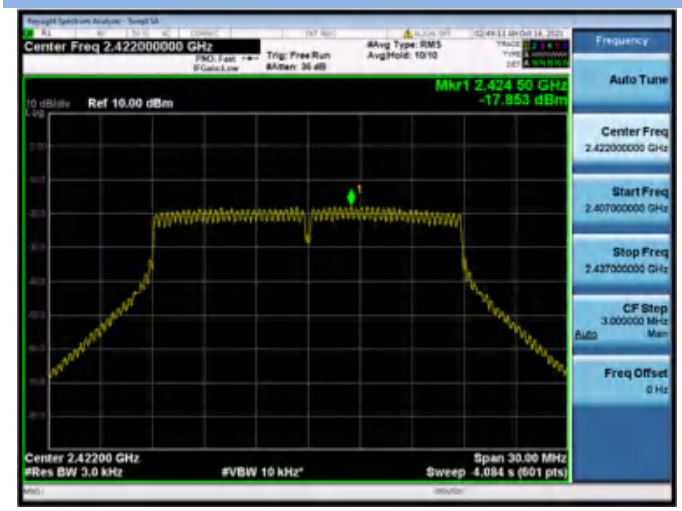

802.11VHT-20 MHz CHANNEL 4

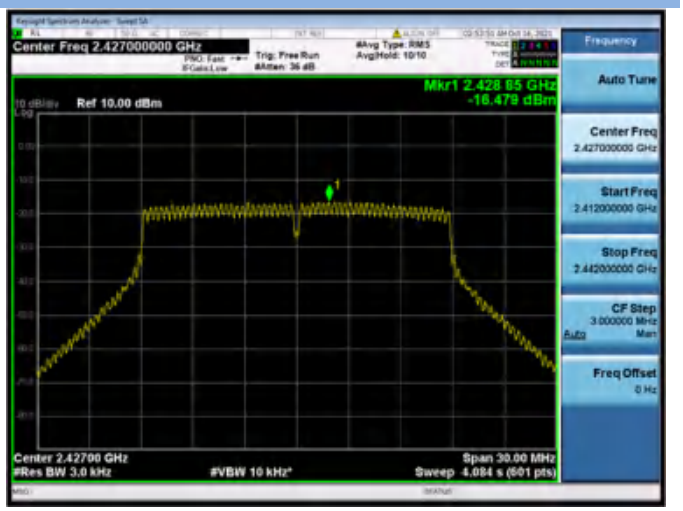

802.11VHT-20 MHz CHANNEL 5

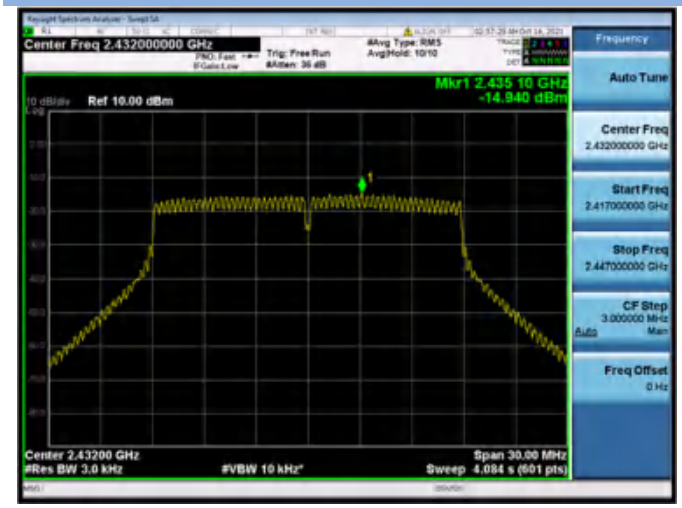

802.11VHT-20 MHz CHANNEL 6

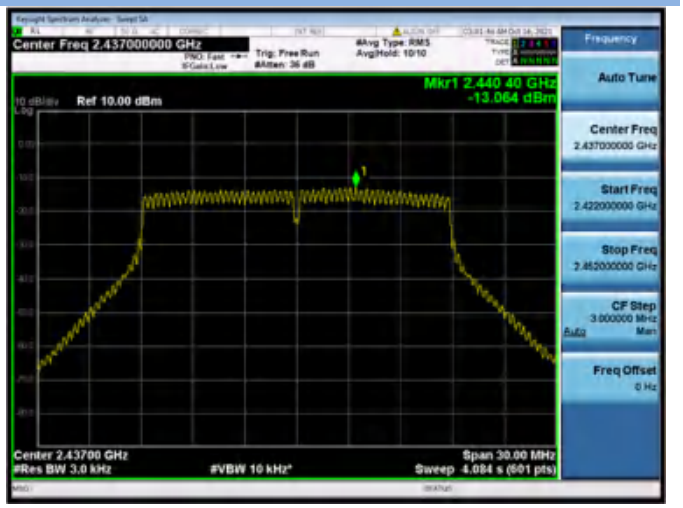

802.11VHT-20 MHz CHANNEL 7

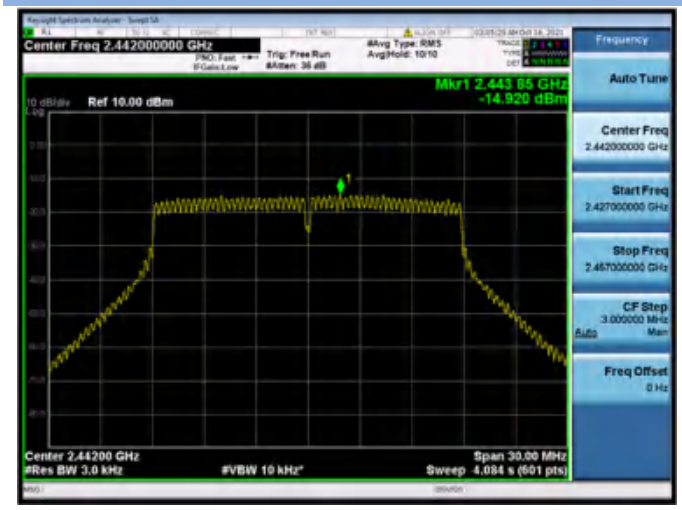

802.11VHT-20 MHz CHANNEL 8

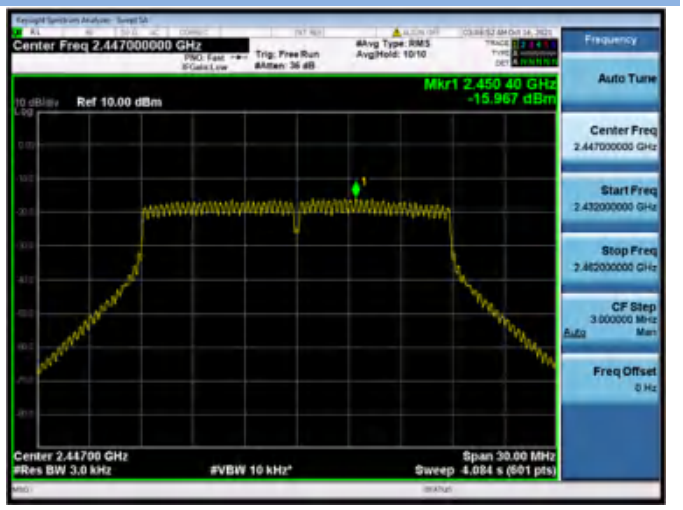

802.11VHT-20 MHz CHANNEL 9

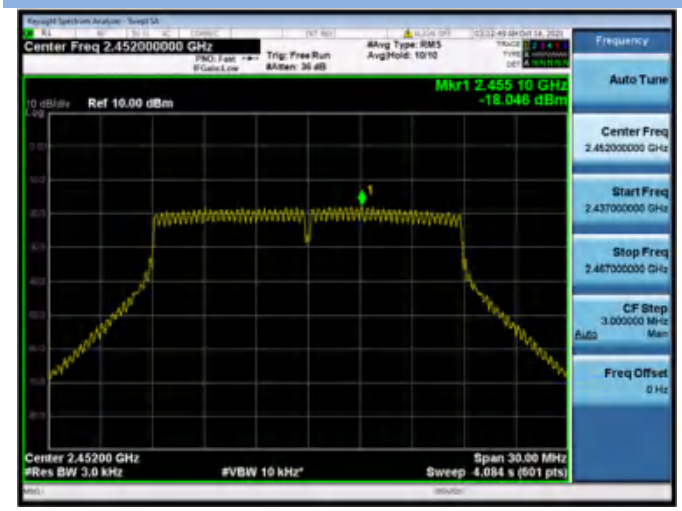

802.11VHT-20 MHz CHANNEL 10

802.11VHT-20 MHz CHANNEL 11

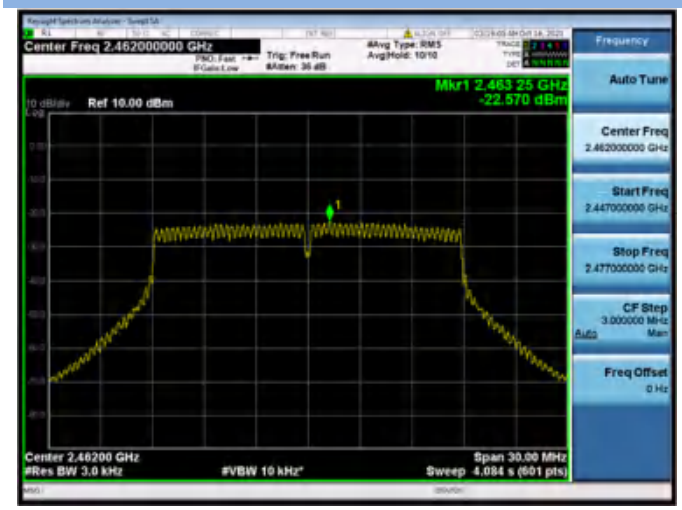

802.11VHT-40 MHz CHANNEL 3

802.11VHT-40 MHz CHANNEL 4

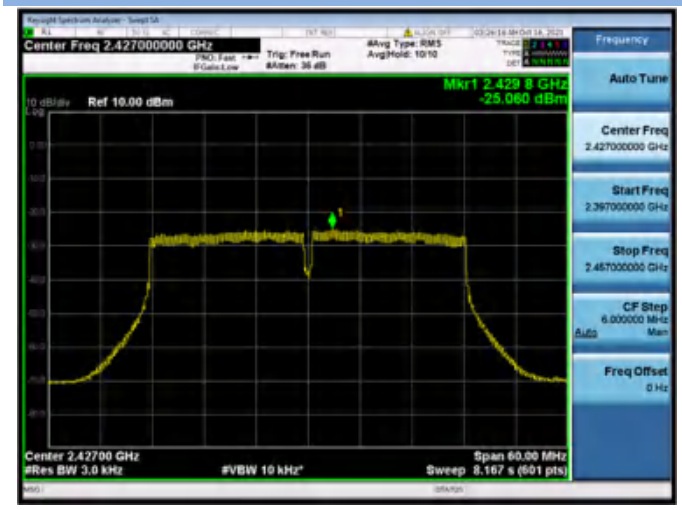

802.11VHT-40 MHz CHANNEL 5

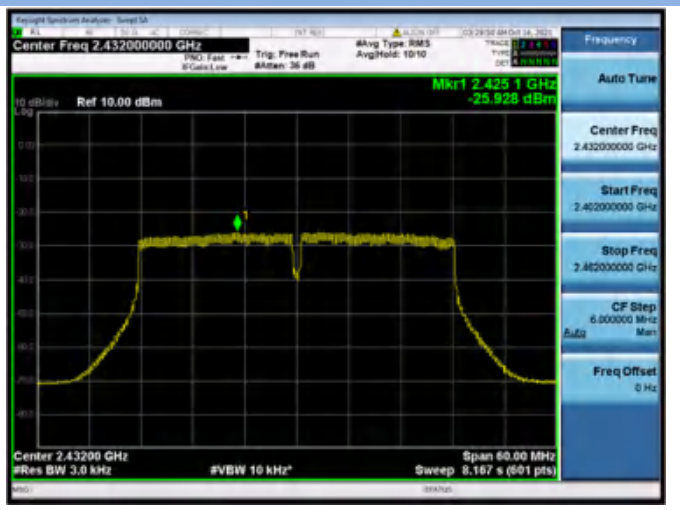

802.11VHT-40 MHz CHANNEL 6

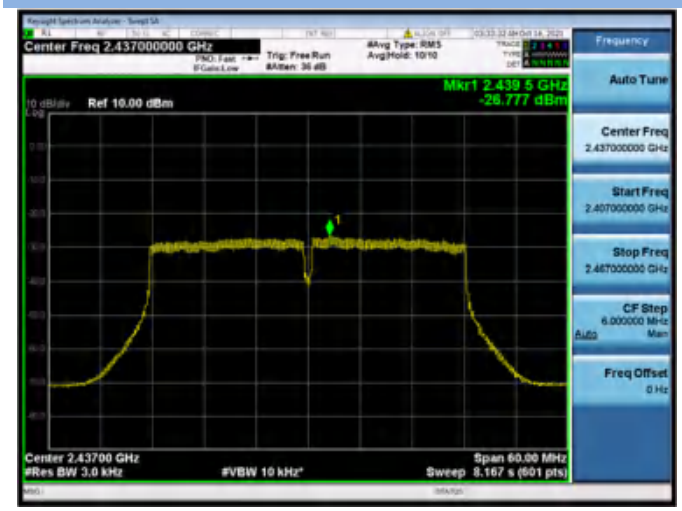

802.11VHT-40 MHz CHANNEL 7

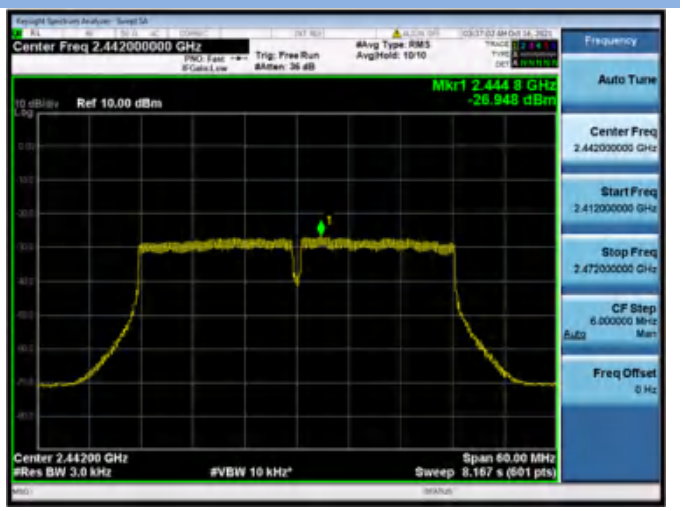

802.11VHT-40 MHz CHANNEL 8

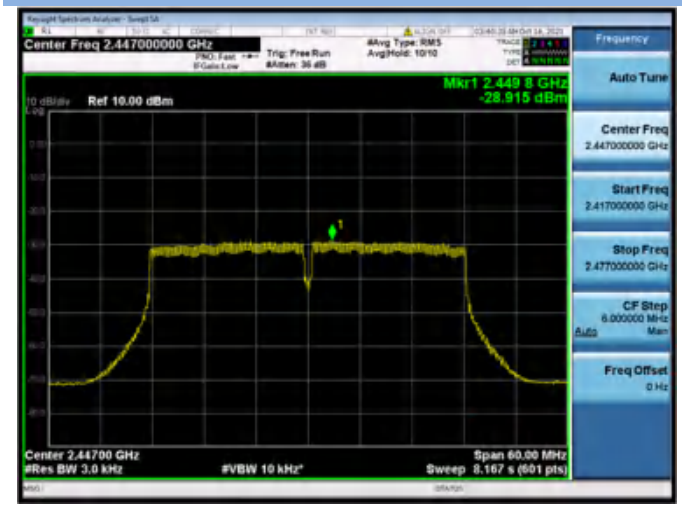

802.11VHT-40 MHz CHANNEL 9

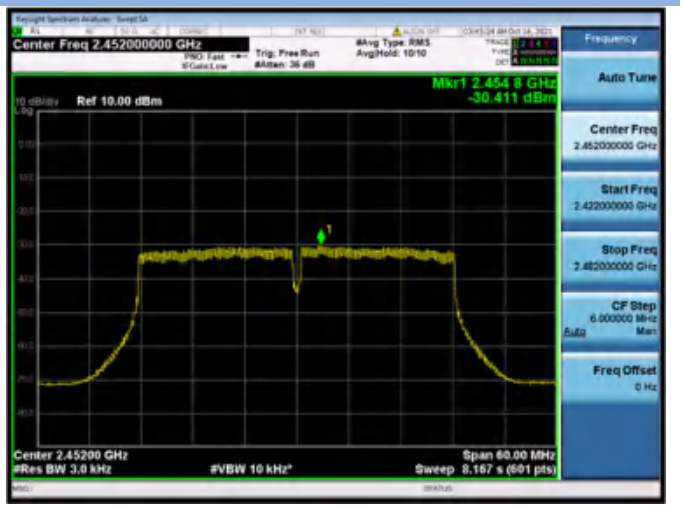

802.11ax-20 MHz(SU)CHANNEL 1

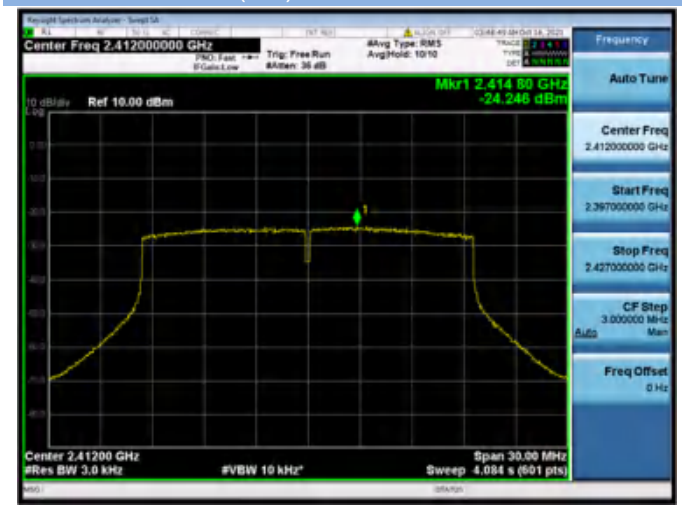

802.11ax-20 MHz(SU) CHANNEL 2

802.11ax-20 MH (SU)CHANNEL 3

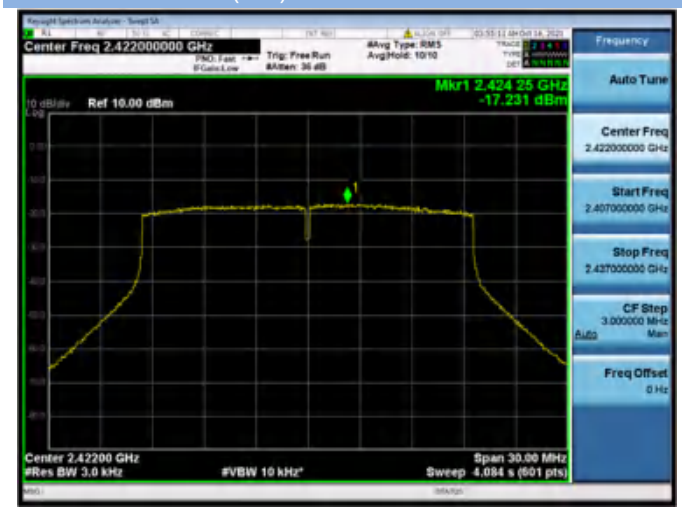

802.11ax-20 MHz(SU) CHANNEL 4

802.11ax-20 MHz(SU)CHANNEL 5

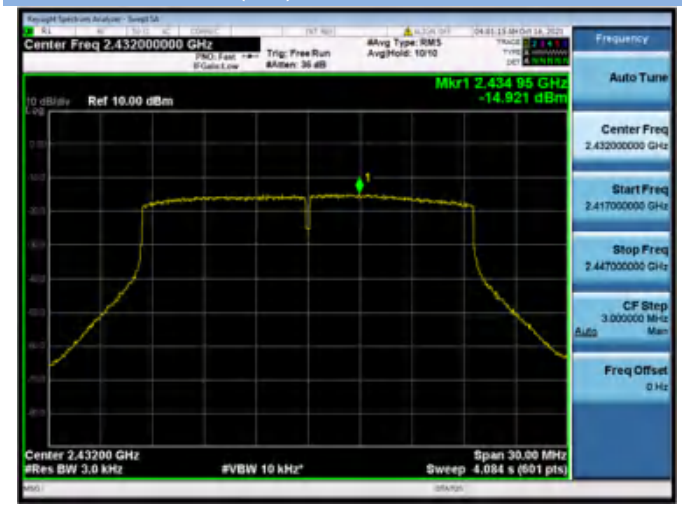

802.11ax-20 MHz(SU) CHANNEL 6

802.11ax-20 MHz(SU)CHANNEL 7

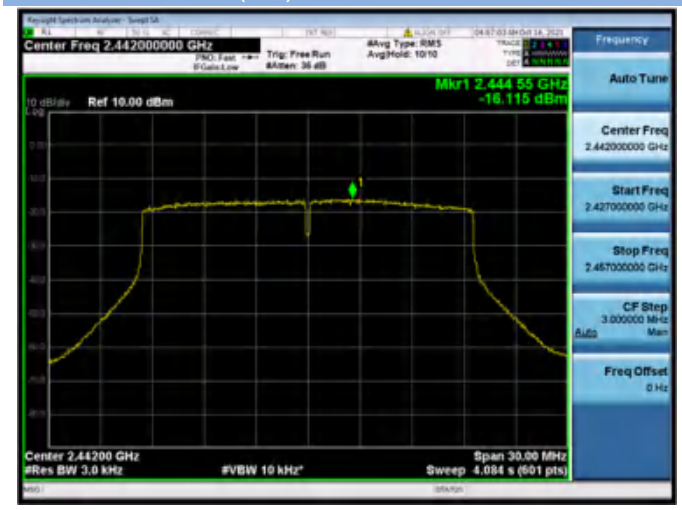

802.11ax-20 MHz(SU) CHANNEL 8

802.11ax-20 MHz(SU)CHANNEL 9

802.11ax-20 MHz(SU) CHANNEL 10

802.11ax-20 MHz(SU) CHANNEL 11

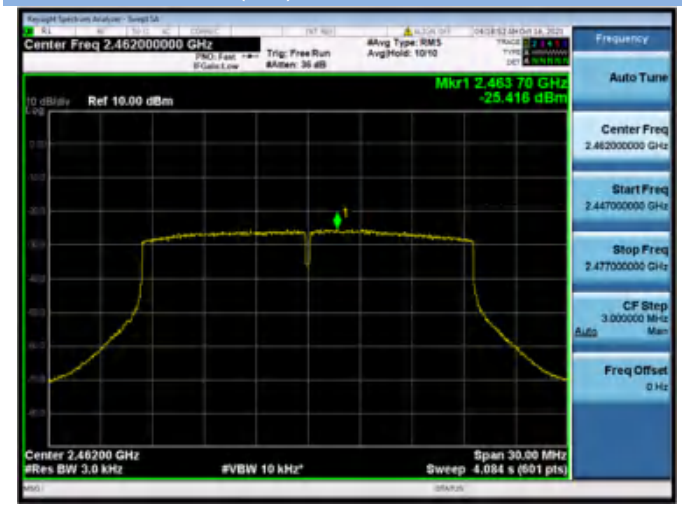

802.11ax-40 MHz(SU) CHANNEL 3

802.11ax-40 MHz(SU)CHANNEL 4

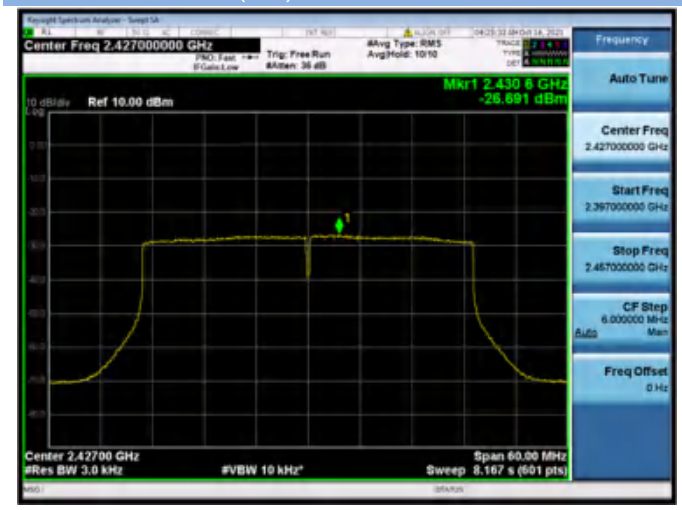

802.11ax-40 MHz(SU) CHANNEL 5

802.11ax-40 MHz(SU)CHANNEL 6

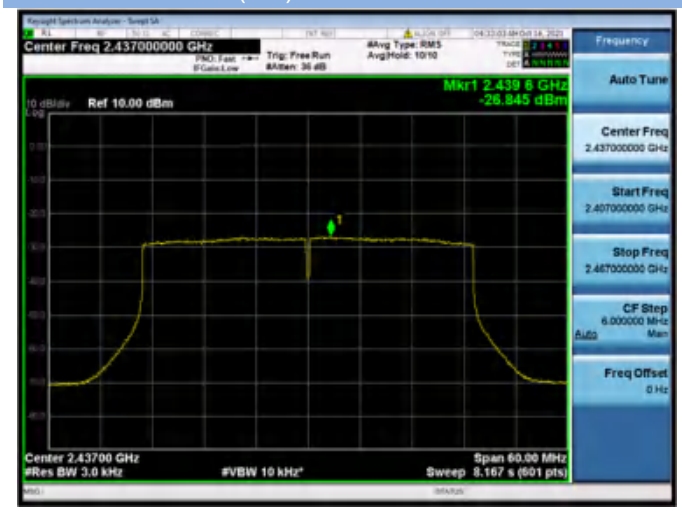

802.11ax-40 MHz(SU) CHANNEL 7

802.11ax-40 MHz(SU)CHANNEL 8

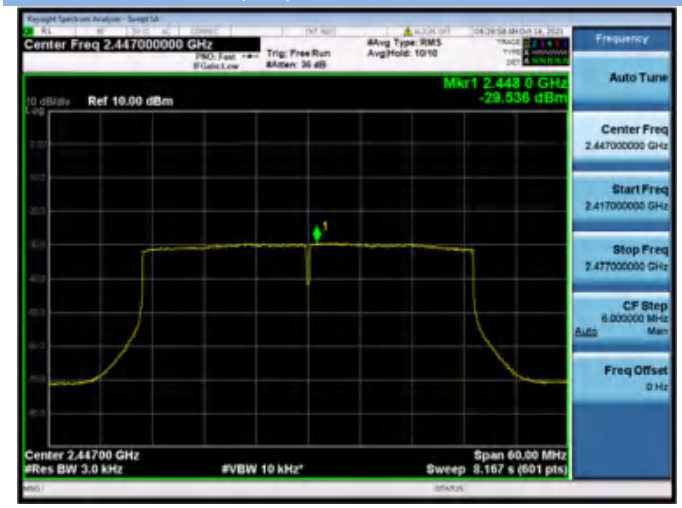

802.11ax-40 MHz(SU)CHANNEL 9

ANNEX B TEST SETUP PHOTOS

Please refer the document “BL-SZ2190509-AR.pdf”.

ANNEX C EUT EXTERNAL PHOTOS

Please refer the document “BL-SZ2190509-AW.pdf”.

ANNEX D EUT INTERNAL PHOTOS

Please refer the document “BL-SZ2190509-AI.pdf”.

--END OF REPORT--