Test Graphs

Duty Cycle NVNT b 2412MHz Ant1

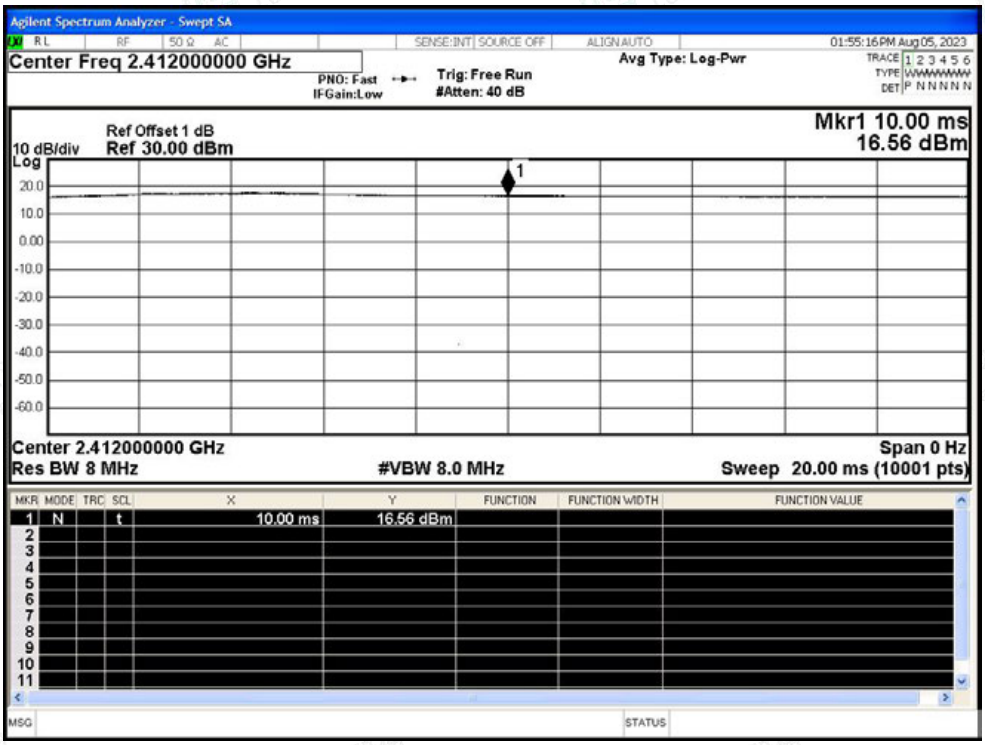

Duty Cycle NVNT b 2437MHz Ant1

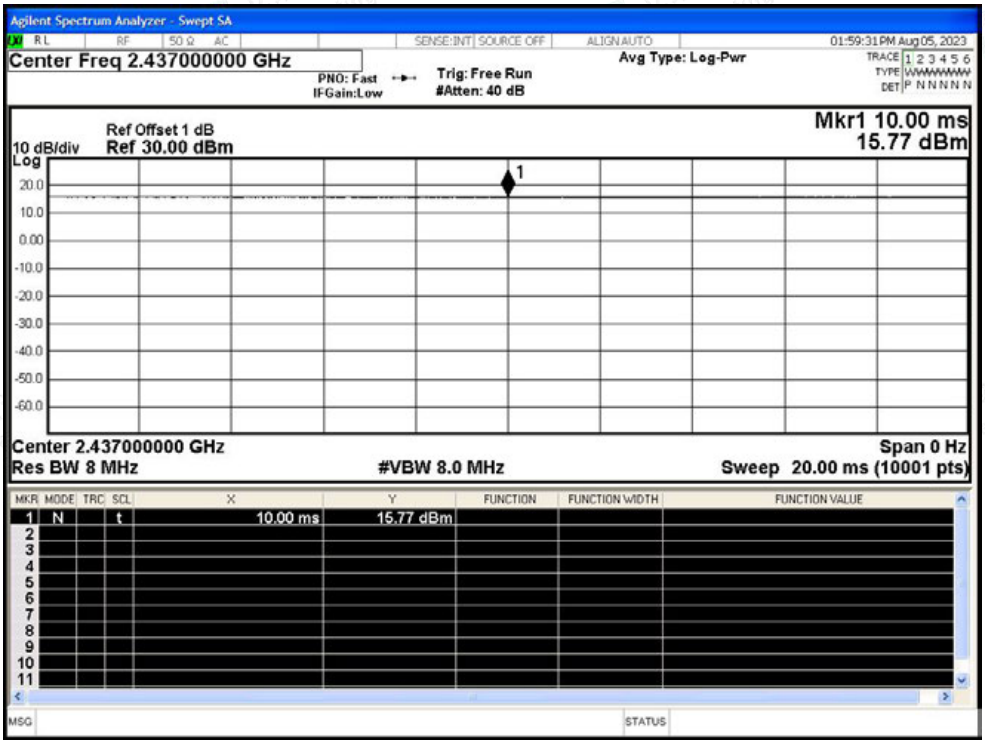

Duty Cycle NVNT b 2462MHz Ant1

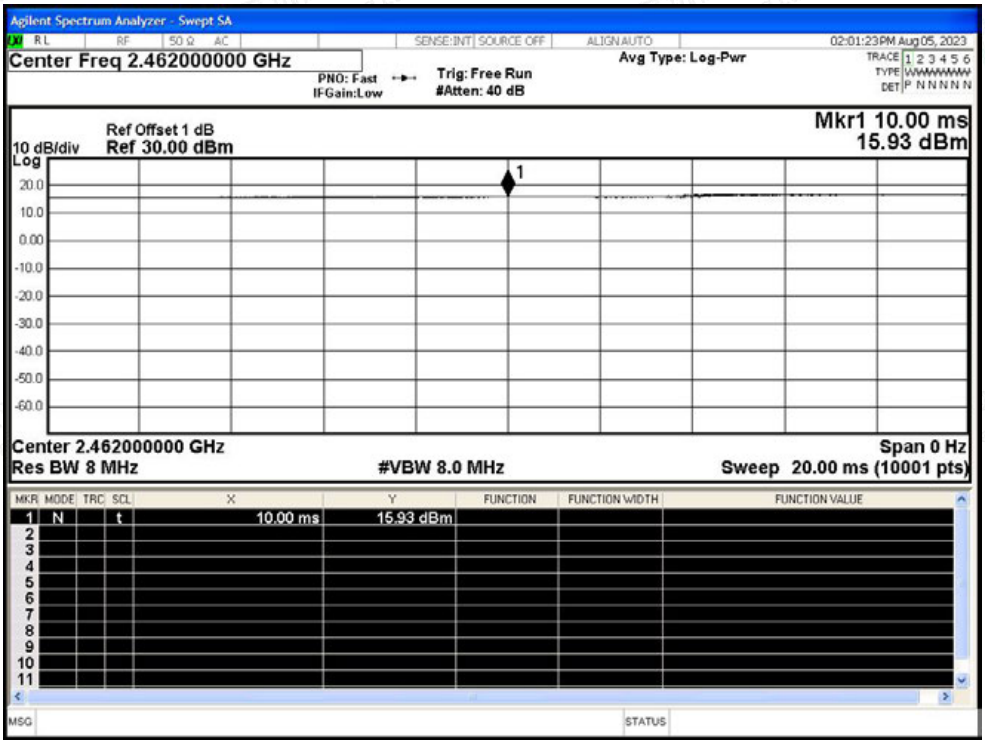

Duty Cycle NVNT g 2412MHz Ant1

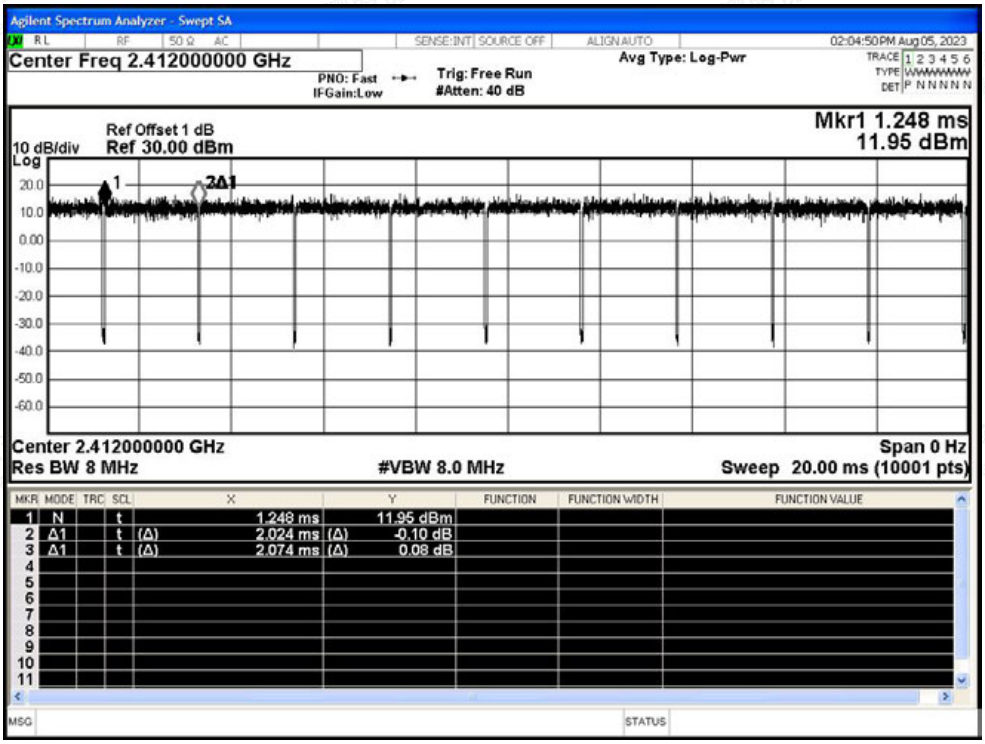

Duty Cycle NVNT g 2437MHz Ant1

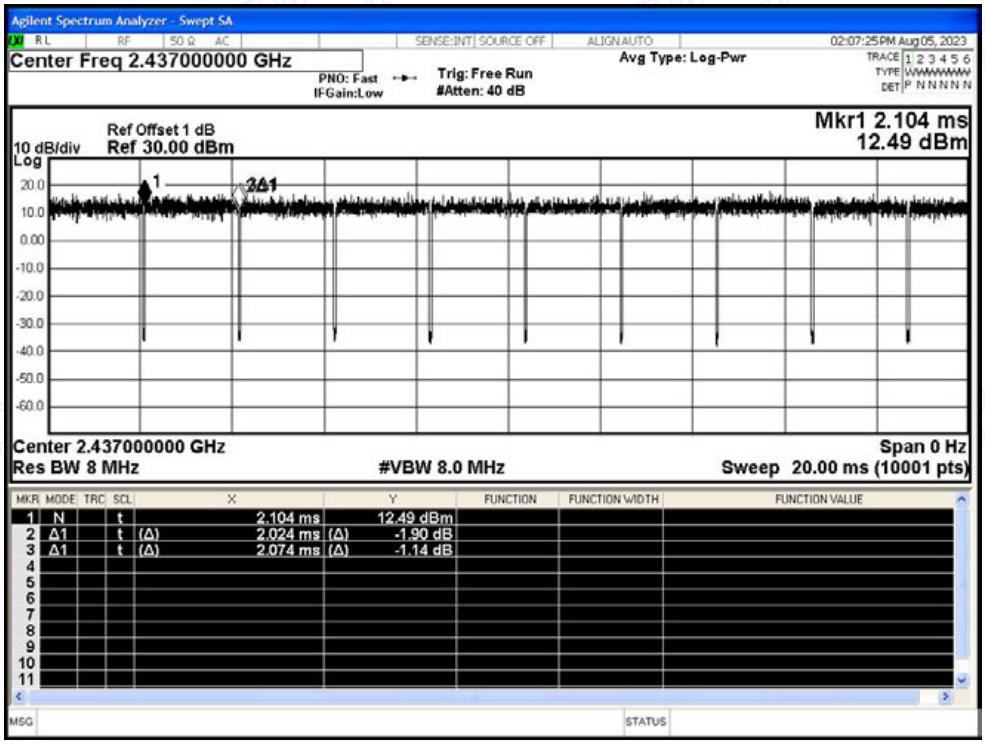

Duty Cycle NVNT g 2462MHz Ant1

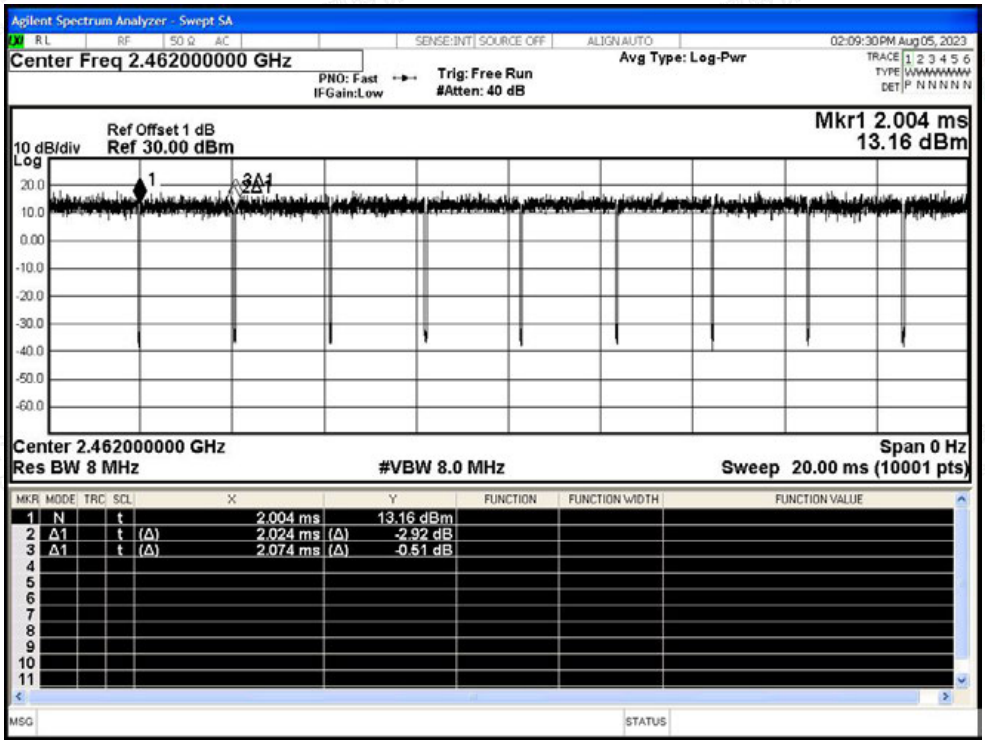

Duty Cycle NVNT n20 2412MHz Ant1

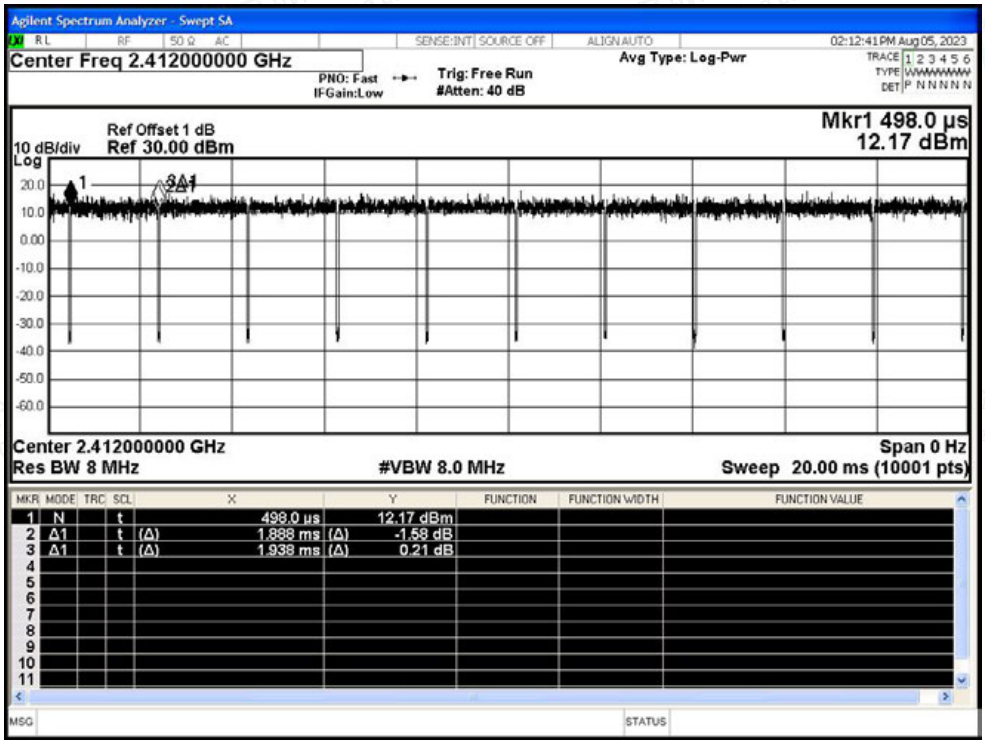

Duty Cycle NVNT n20 2437MHz Ant1

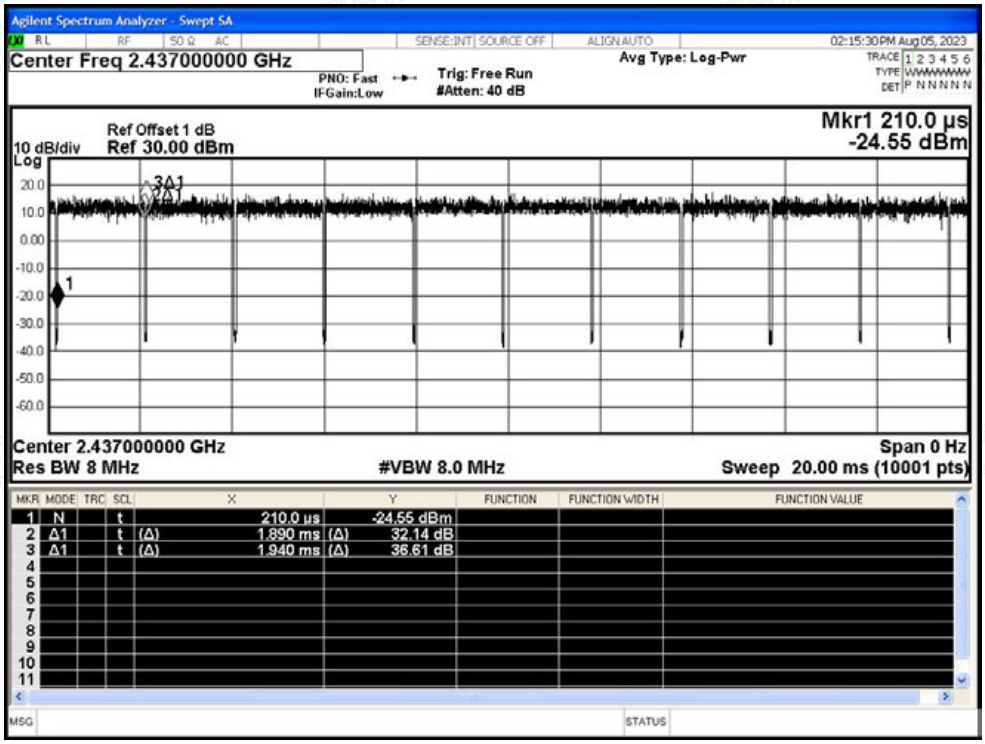

Duty Cycle NVNT n20 2462MHz Ant1

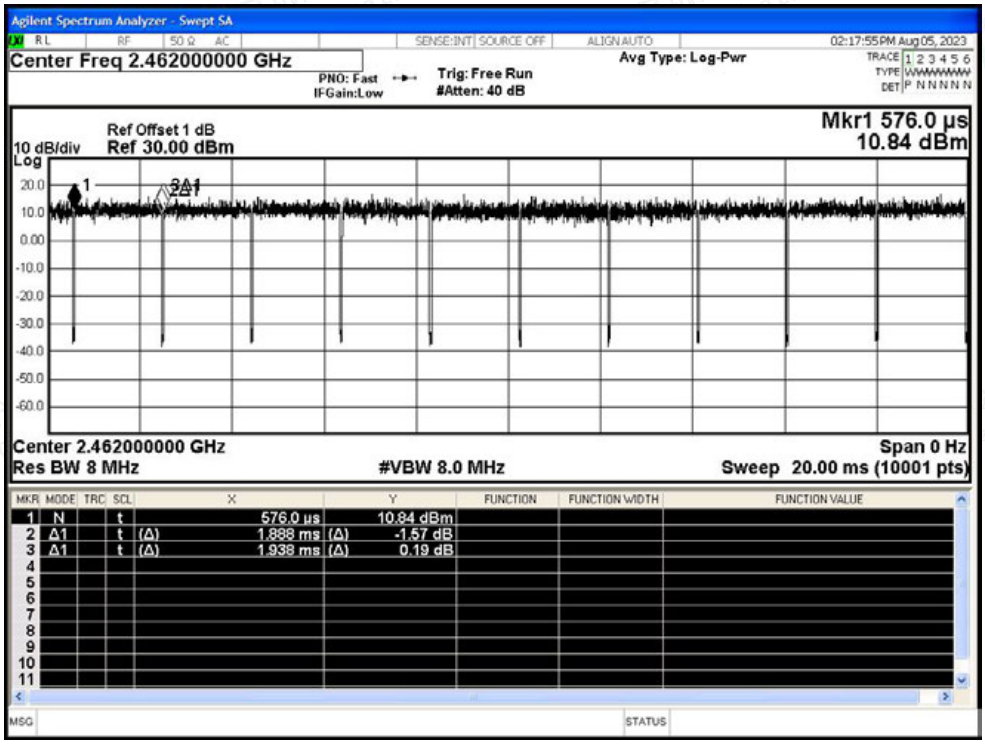

Duty Cycle NVNT n40 2422MHz Ant1

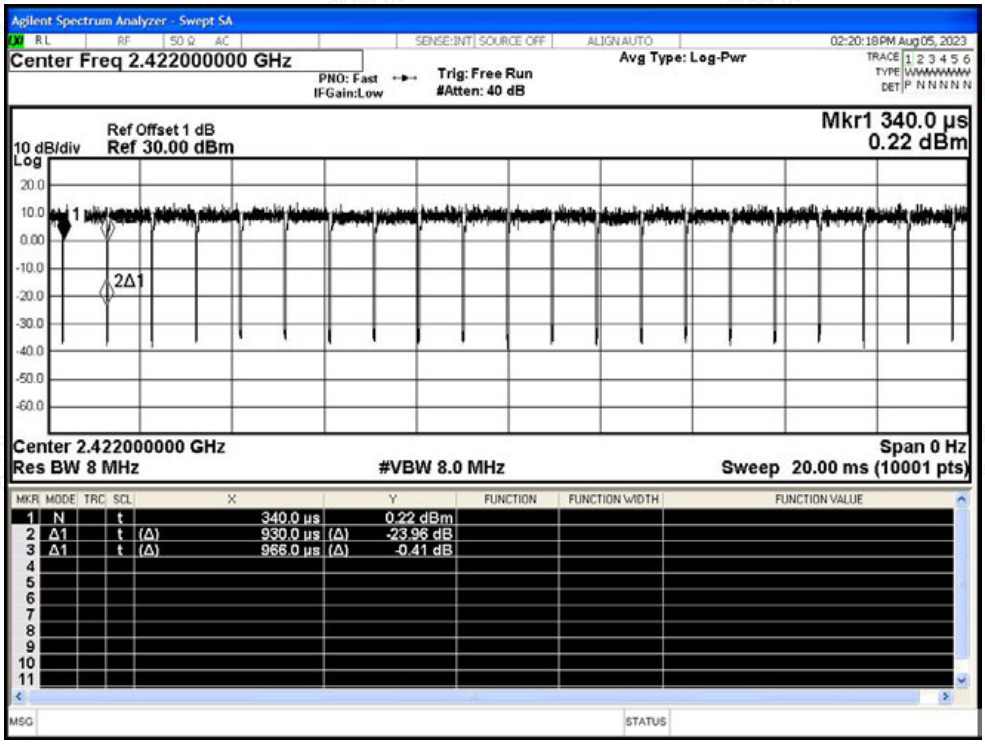

Duty Cycle NVNT n40 2437MHz Ant1

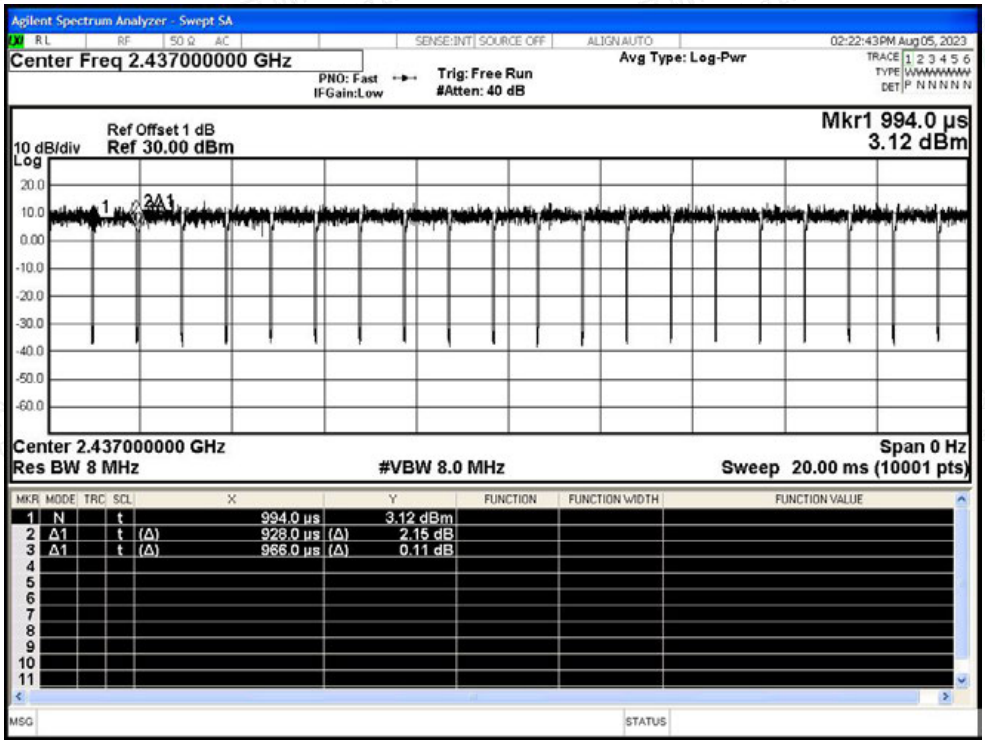

Duty Cycle NVNT n40 2452MHz Ant1

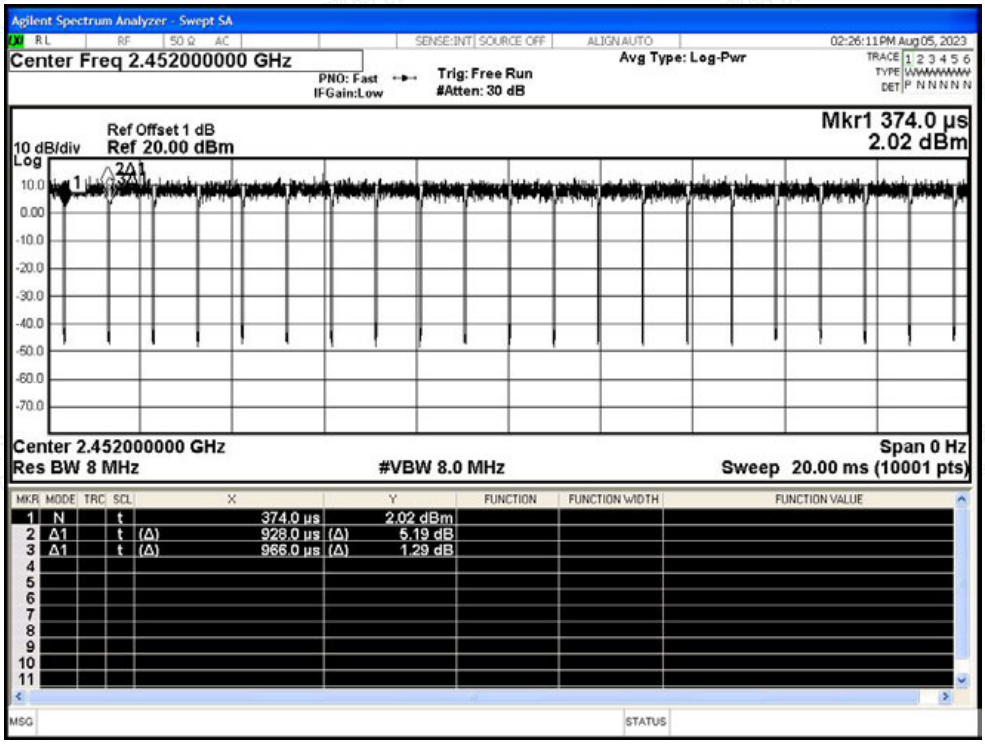

A.7 Restrict Band

Condition	Mode	Frequency (MHz)	Antenna	Spur Freq (MHz)	Power (dBm)	Gain (dBi)	E (dBuV/m)	Detector	Limit (dBuV/m)	Verdict
NVNT	b	2412	Ant0	2310	-48.42	2	48.84	Peak	74	Pass
NVNT	b	2412	Ant0	2310	-55.38	2	41.88	Average	54	Pass
NVNT	b	2412	Ant0	2389.443	-42.9	2	54.36	Peak	74	Pass
NVNT	b	2412	Ant0	2389.209	-49.77	2	47.49	Average	54	Pass
NVNT	b	2412	Ant0	2390	-44.82	2	52.44	Peak	74	Pass
NVNT	b	2412	Ant0	2390	-50.76	2	46.5	Average	54	Pass
NVNT	b	2462	Ant0	2483.5	-43.03	2	54.23	Peak	74	Pass
NVNT	b	2462	Ant0	2483.5	-49.95	2	47.31	Average	54	Pass
NVNT	b	2462	Ant0	2494.806	-40.71	2	56.55	Peak	74	Pass
NVNT	b	2462	Ant0	2488.287	-47.97	2	49.29	Average	54	Pass
NVNT	b	2462	Ant0	2500	-44.13	2	53.13	Peak	74	Pass
NVNT	b	2462	Ant0	2500	-50.92	2	46.34	Average	54	Pass
NVNT	g	2412	Ant0	2310	-46.9	2	50.36	Peak	74	Pass
NVNT	g	2412	Ant0	2310	-54.9	2	42.36	Average	54	Pass
NVNT	g	2412	Ant0	2389.911	-34.17	2	63.09	Peak	74	Pass
NVNT	g	2412	Ant0	2389.56	-48.9	2	48.36	Average	54	Pass
NVNT	g	2412	Ant0	2390	-31.27	2	65.99	Peak	74	Pass
NVNT	g	2412	Ant0	2390	-49.06	2	48.2	Average	54	Pass
NVNT	g	2462	Ant0	2483.5	-33.38	2	63.88	Peak	74	Pass
NVNT	g	2462	Ant0	2483.5	-44.87	2	52.39	Average	54	Pass
NVNT	g	2462	Ant0	2483.782	-28.12	2	69.14	Peak	74	Pass
NVNT	g	2462	Ant0	2483.57	-44.72	2	52.54	Average	54	Pass
NVNT	g	2462	Ant0	2500	-47.4	2	49.86	Peak	74	Pass
NVNT	g	2462	Ant0	2500	-53.46	2	43.8	Average	54	Pass
NVNT	n20	2412	Ant0	2310	-46.32	2	50.94	Peak	74	Pass
NVNT	n20	2412	Ant0	2310	-55.12	2	42.14	Average	54	Pass
NVNT	n20	2412	Ant0	2389.209	-32.45	2	64.81	Peak	74	Pass
NVNT	n20	2412	Ant0	2389.911	-48.17	2	49.09	Average	54	Pass
NVNT	n20	2412	Ant0	2390	-30.82	2	66.44	Peak	74	Pass
NVNT	n20	2412	Ant0	2390	-48.27	2	48.99	Average	54	Pass
NVNT	n20	2462	Ant0	2483.5	-39.27	2	57.99	Peak	74	Pass
NVNT	n20	2462	Ant0	2483.5	-48.21	2	49.05	Average	54	Pass
NVNT	n20	2462	Ant0	2483.676	-30.78	2	66.48	Peak	74	Pass
NVNT	n20	2462	Ant0	2483.517	-48.21	2	49.05	Average	54	Pass
NVNT	n20	2462	Ant0	2500	-47.57	2	49.69	Peak	74	Pass
NVNT	n20	2462	Ant0	2500	-54.35	2	42.91	Average	54	Pass

NVNT	n40	2422	Ant0	2310	-47.56	2	49.7	Peak	74	Pass
NVNT	n40	2422	Ant0	2310	-55.01	2	42.25	Average	54	Pass
NVNT	n40	2422	Ant0	2387.674	-32.7	2	64.56	Peak	74	Pass
NVNT	n40	2422	Ant0	2389.662	-49	2	48.26	Average	54	Pass
NVNT	n40	2422	Ant0	2390	-39.22	2	58.04	Peak	74	Pass
NVNT	n40	2422	Ant0	2390	-49.1	2	48.16	Average	54	Pass
NVNT	n40	2452	Ant0	2483.5	-32.45	2	64.81	Peak	74	Pass
NVNT	n40	2452	Ant0	2483.5	-49.3	2	47.96	Average	54	Pass
NVNT	n40	2452	Ant0	2487.598	-33.7	2	63.56	Peak	74	Pass
NVNT	n40	2452	Ant0	2484.01	-49.31	2	47.95	Average	54	Pass
NVNT	n40	2452	Ant0	2500	-54.18	2	43.08	Peak	74	Pass
NVNT	n40	2452	Ant0	2500	-61.17	2	36.09	Average	54	Pass

Condition	Mode	Frequency (MHz)	Antenna	Spur Freq (MHz)	Power (dBm)	Gain (dBi)	E (dBuV/m)	Detector	Limit (dBuV/m)	Verdict
NVNT	b	2412	Ant1	2310	-49.31	2	47.95	Peak	74	Pass
NVNT	b	2412	Ant1	2310	-60.85	2	36.41	Average	54	Pass
NVNT	b	2412	Ant1	2389.209	-45.18	2	52.08	Peak	74	Pass
NVNT	b	2412	Ant1	2389.209	-54.45	2	42.81	Average	54	Pass
NVNT	b	2412	Ant1	2390	-45.76	2	51.5	Peak	74	Pass
NVNT	b	2412	Ant1	2390	-55.91	2	41.35	Average	54	Pass
NVNT	b	2462	Ant1	2483.5	-43.05	2	54.21	Peak	74	Pass
NVNT	b	2462	Ant1	2483.5	-51.54	2	45.72	Average	54	Pass
NVNT	b	2462	Ant1	2483.676	-42.22	2	55.04	Peak	74	Pass
NVNT	b	2462	Ant1	2483.623	-51.48	2	45.78	Average	54	Pass
NVNT	b	2462	Ant1	2500	-48.79	2	48.47	Peak	74	Pass
NVNT	b	2462	Ant1	2500	-57.93	2	39.33	Average	54	Pass
NVNT	g	2412	Ant1	2310	-51.46	2	45.8	Peak	74	Pass
NVNT	g	2412	Ant1	2310	-60.47	2	36.79	Average	54	Pass
NVNT	g	2412	Ant1	2388.741	-27.8	2	69.46	Peak	74	Pass
NVNT	g	2412	Ant1	2389.911	-51.55	2	45.71	Average	54	Pass
NVNT	g	2412	Ant1	2390	-29.1	2	68.16	Peak	74	Pass
NVNT	g	2412	Ant1	2390	-51.62	2	45.64	Average	54	Pass
NVNT	g	2462	Ant1	2483.5	-30.44	2	66.82	Peak	74	Pass
NVNT	g	2462	Ant1	2483.5	-49.06	2	48.2	Average	54	Pass
NVNT	g	2462	Ant1	2483.57	-25.79	2	71.47	Peak	74	Pass
NVNT	g	2462	Ant1	2483.517	-49.06	2	48.2	Average	54	Pass
NVNT	g	2462	Ant1	2500	-48.6	2	48.66	Peak	74	Pass
NVNT	g	2462	Ant1	2500	-58.49	2	38.77	Average	54	Pass
NVNT	n20	2412	Ant1	2310	-52.02	2	45.24	Peak	74	Pass
NVNT	n20	2412	Ant1	2310	-60.58	2	36.68	Average	54	Pass

NVNT	n20	2412	Ant1	2389.911	-32.6	2	64.66	Peak	74	Pass
NVNT	n20	2412	Ant1	2389.794	-54.83	2	42.43	Average	54	Pass
NVNT	n20	2412	Ant1	2390	-30.66	2	66.6	Peak	74	Pass
NVNT	n20	2412	Ant1	2390	-55.11	2	42.15	Average	54	Pass
NVNT	n20	2462	Ant1	2483.5	-38.53	2	58.73	Peak	74	Pass
NVNT	n20	2462	Ant1	2483.5	-55.47	2	41.79	Average	54	Pass
NVNT	n20	2462	Ant1	2483.888	-35.03	2	62.23	Peak	74	Pass
NVNT	n20	2462	Ant1	2483.623	-55.32	2	41.94	Average	54	Pass
NVNT	n20	2462	Ant1	2500	-49.92	2	47.34	Peak	74	Pass
NVNT	n20	2462	Ant1	2500	-60.43	2	36.83	Average	54	Pass
NVNT	n40	2422	Ant1	2310	-51.04	2	46.22	Peak	74	Pass
NVNT	n40	2422	Ant1	2310	-60.96	2	36.3	Average	54	Pass
NVNT	n40	2422	Ant1	2389.378	-30.75	2	66.51	Peak	74	Pass
NVNT	n40	2422	Ant1	2389.946	-56.08	2	41.18	Average	54	Pass
NVNT	n40	2422	Ant1	2390	-39.17	2	58.09	Peak	74	Pass
NVNT	n40	2422	Ant1	2390	-56.08	2	41.18	Average	54	Pass
NVNT	n40	2452	Ant1	2483.5	-32.9	2	64.36	Peak	74	Pass
NVNT	n40	2452	Ant1	2483.5	-55.9	2	41.36	Average	54	Pass
NVNT	n40	2452	Ant1	2484.322	-32.61	2	64.65	Peak	74	Pass
NVNT	n40	2452	Ant1	2484.166	-56.01	2	41.25	Average	54	Pass
NVNT	n40	2452	Ant1	2500	-49.08	2	48.18	Peak	74	Pass
NVNT	n40	2452	Ant1	2500	-59.97	2	37.29	Average	54	Pass

Combined Ant_0 and Ant_1

mode	Freq.	Freq.	Power (dBm)			Gain (dBi)	Covert Radiated E	Detector	Limit	Verdict
	Ant_0	Ant_1	Ant0	Ant1	sum		Level At 3m(dBuV/m)		(dBuV/m)	
n20 MIMO	2310	2310	-46.32	-52.02	-45.28	4.58	54.52	Peak	74	Pass
	2310	2310	-55.12	-60.58	-54.03	4.58	45.77	Average	54	Pass
	2389.209	2389.911	-32.45	-32.6	-29.51	4.58	70.29	Peak	74	Pass
	2389.911	2389.794	-48.17	-54.83	-47.32	4.58	52.49	Average	54	Pass
	2390	2390	-30.82	-30.66	-27.73	4.58	72.08	Peak	74	Pass
	2390	2390	-48.27	-55.11	-47.45	4.58	52.35	Average	54	Pass
	2483.5	2483.5	-39.27	-38.53	-35.87	4.58	63.93	Peak	74	Pass
	2483.5	2483.5	-48.21	-55.47	-47.46	4.58	52.35	Average	54	Pass
	2483.676	2483.888	-30.78	-35.03	-29.39	4.58	70.41	Peak	74	Pass
	2483.517	2483.623	-48.21	-55.32	-47.44	4.58	52.37	Average	54	Pass
	2500	2500	-47.57	-49.92	-45.58	4.58	54.23	Peak	74	Pass
	2500	2500	-54.35	-60.43	-53.39	4.58	46.41	Average	54	Pass
N40 MIMO	2310	2310	-47.56	-51.04	-45.95	4.58	53.86	Peak	74	Pass
	2310	2310	-55.01	-60.96	-54.03	4.58	45.78	Average	54	Pass

	2387.674	2389.378	-32.7	-30.75	-28.61	4.58	71.20	Peak	74	Pass
	2389.662	2389.946	-49	-56.08	-48.22	4.58	51.58	Average	54	Pass
	2390	2390	-39.22	-39.17	-36.18	4.58	63.62	Peak	74	Pass
	2390	2390	-49.1	-56.08	-48.31	4.58	51.50	Average	54	Pass
	2483.5	2483.5	-32.45	-32.9	-29.66	4.58	70.15	Peak	74	Pass
	2483.5	2483.5	-49.3	-55.9	-48.44	4.58	51.37	Average	54	Pass
	2487.598	2484.322	-33.7	-32.61	-30.11	4.58	69.70	Peak	74	Pass
	2484.01	2484.166	-49.31	-56.01	-48.47	4.58	51.34	Average	54	Pass
	2500	2500	-54.18	-49.08	-47.91	4.58	51.90	Peak	74	Pass
	2500	2500	-61.17	-59.97	-57.52	4.58	42.29	Average	54	Pass

Test Graphs

Restrict Band NVNT b 2412MHz Ant0 Peak

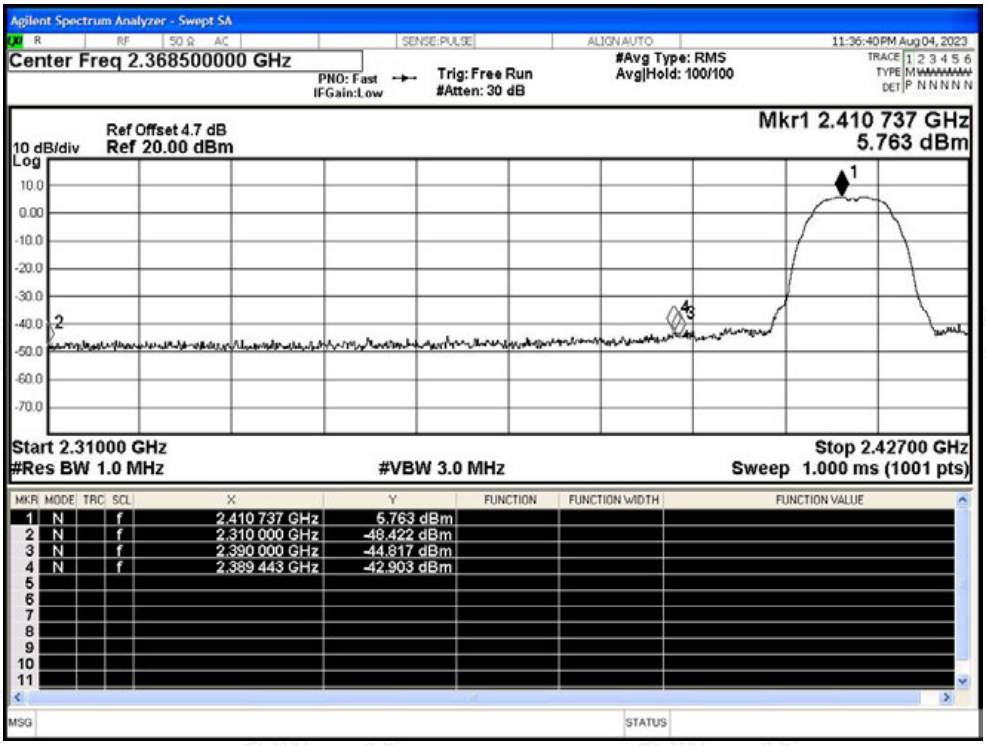

Restrict Band NVNT b 2412MHz Ant0 Average

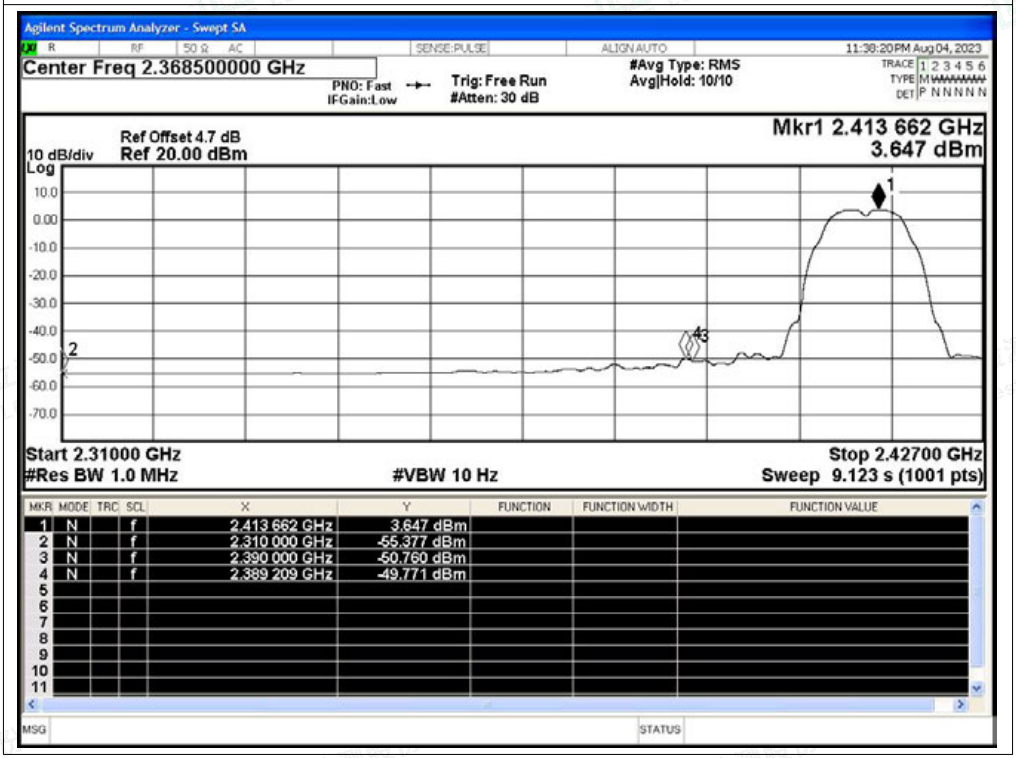

Restrict Band NVNT b 2462MHz Ant0 Peak

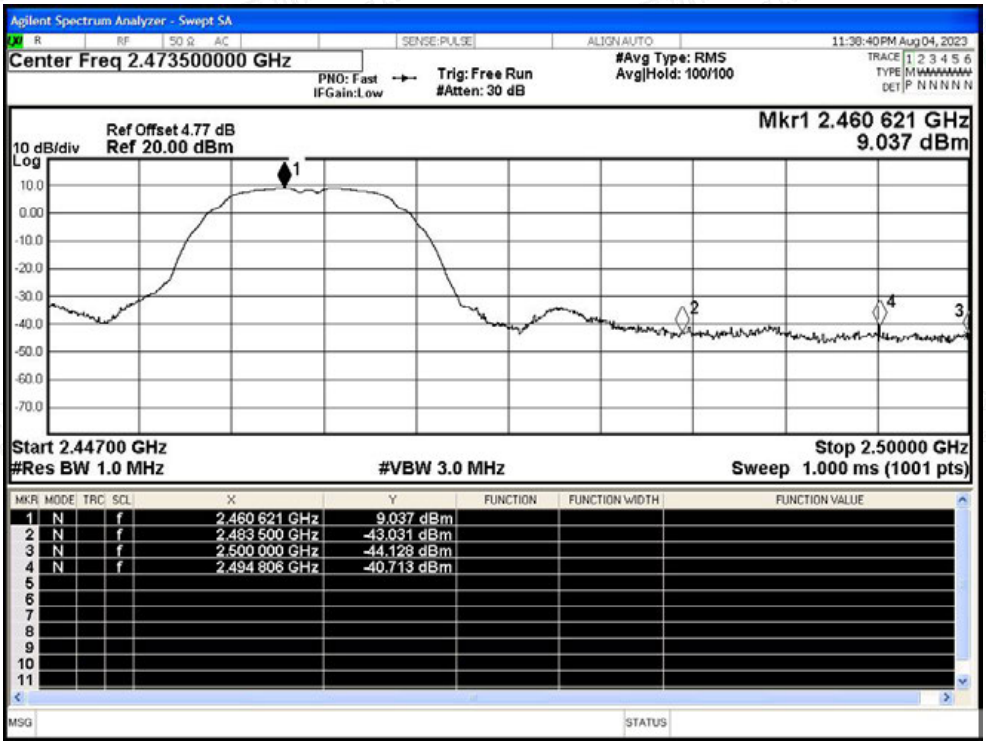

Restrict Band NVNT b 2462MHz Ant0 Average

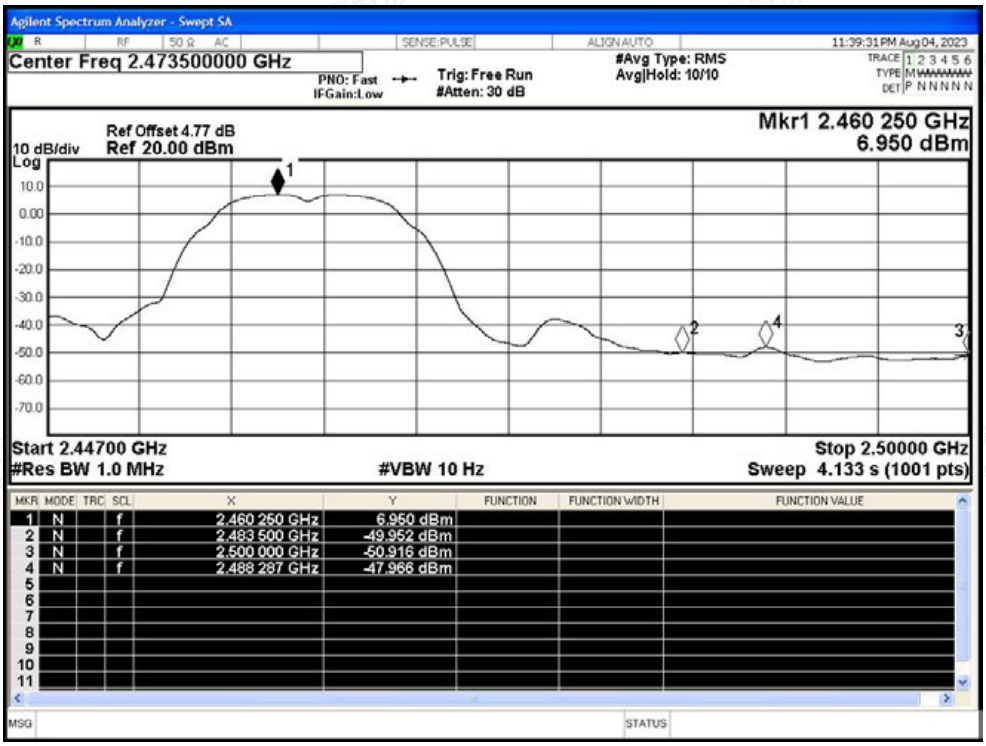

Restrict Band NVNT g 2412MHz Ant0 Peak

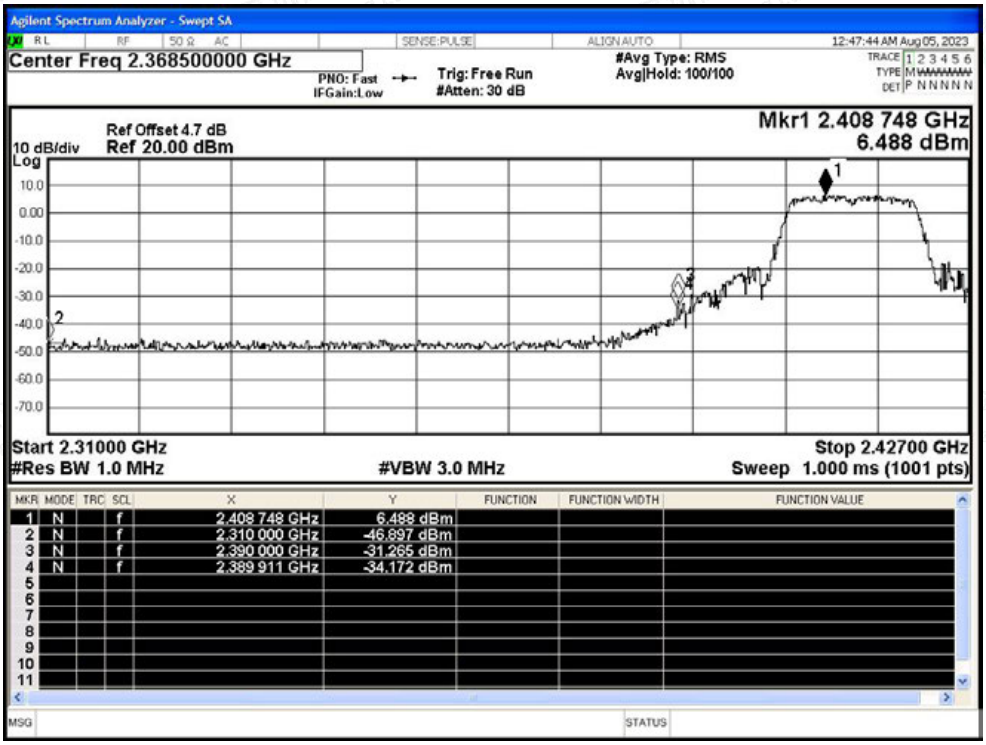

Restrict Band NVNT g 2412MHz Ant0 Average

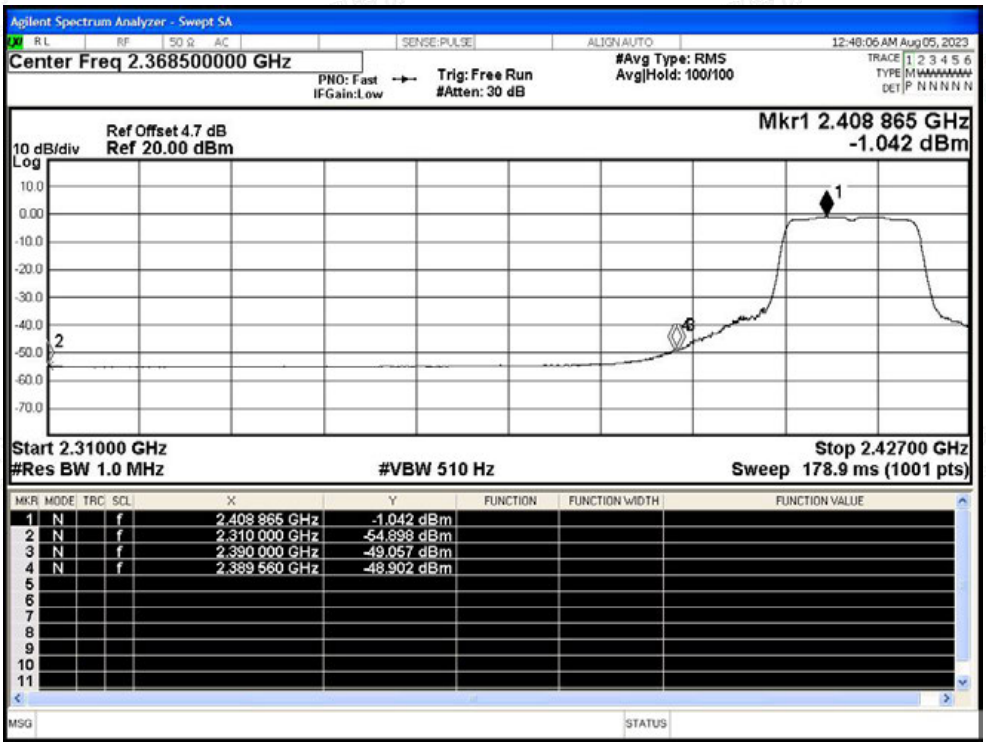

Restrict Band NVNT g 2462MHz Ant0 Peak

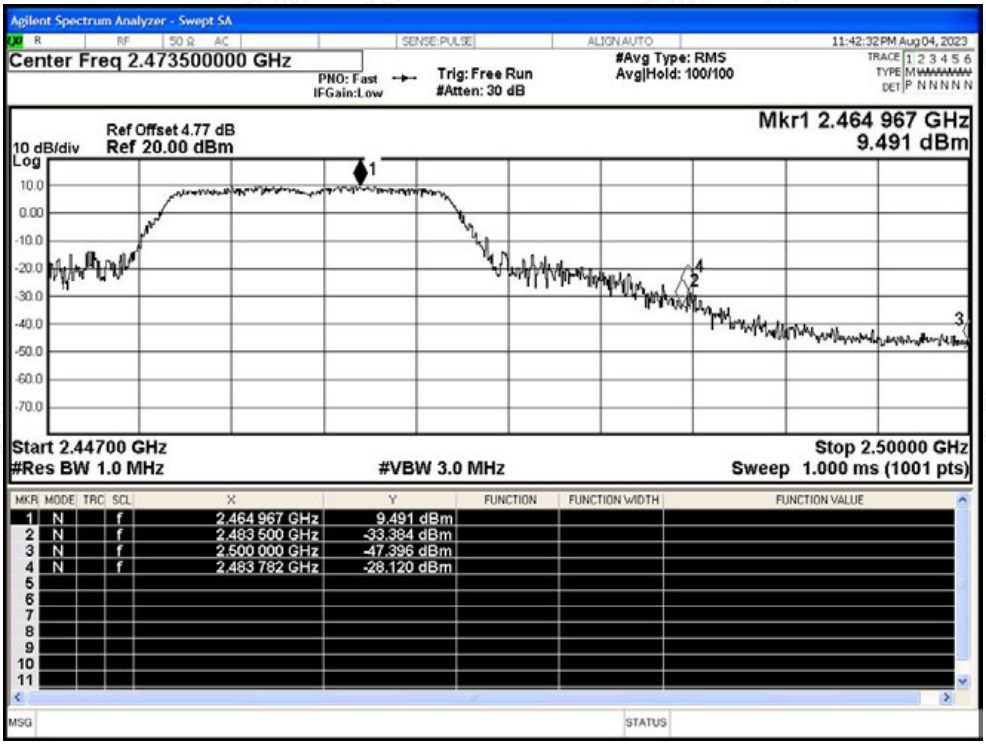

Restrict Band NVNT g 2462MHz Ant0 Average

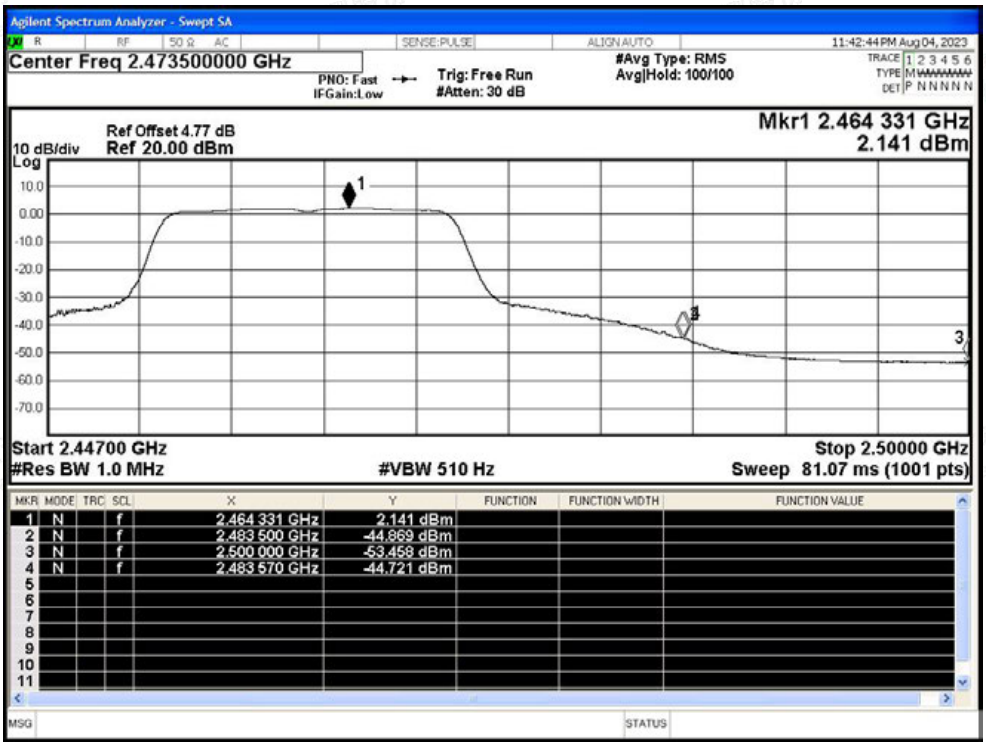

Restrict Band NVNT n20 2412MHz Ant0 Peak

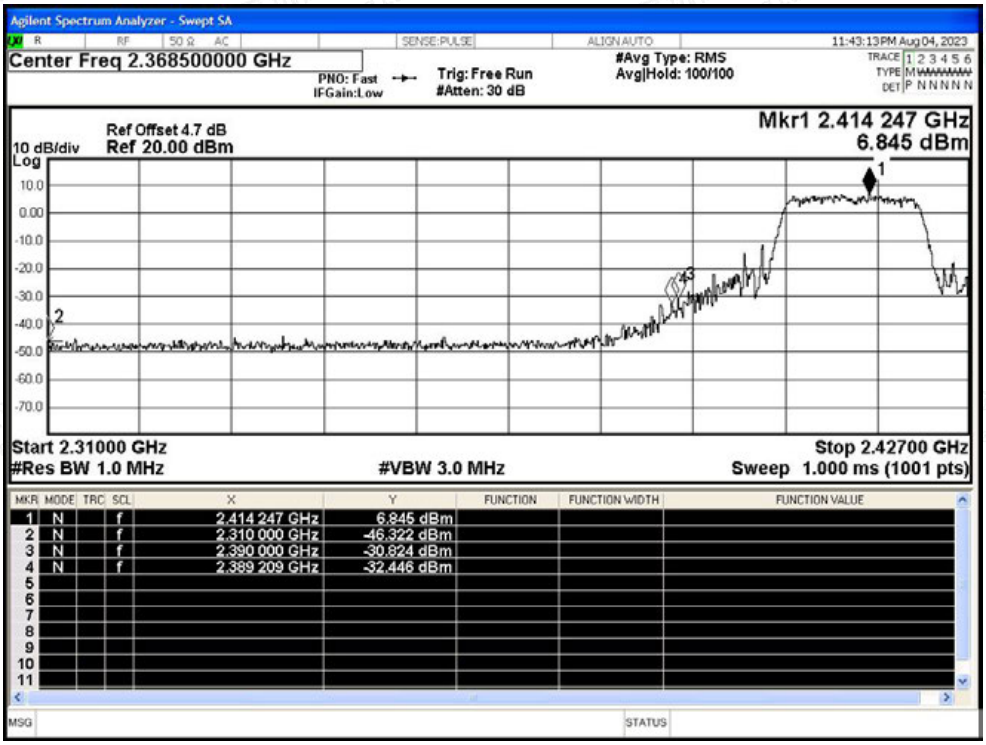

Restrict Band NVNT n20 2412MHz Ant0 Average

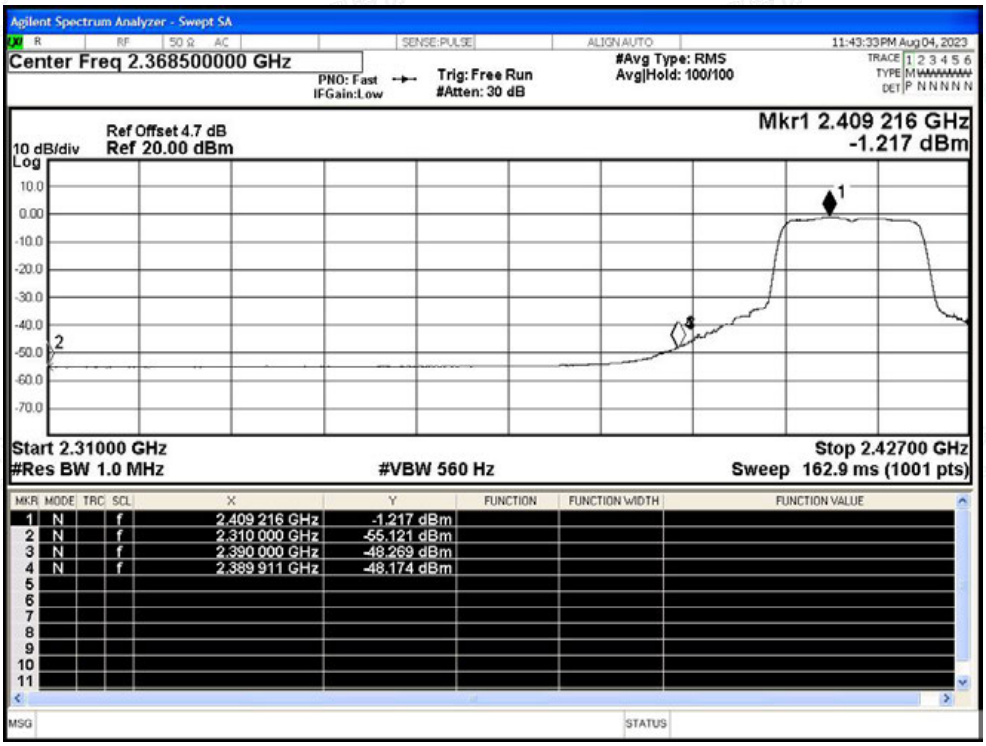

Restrict Band NVNT n20 2462MHz Ant0 Peak

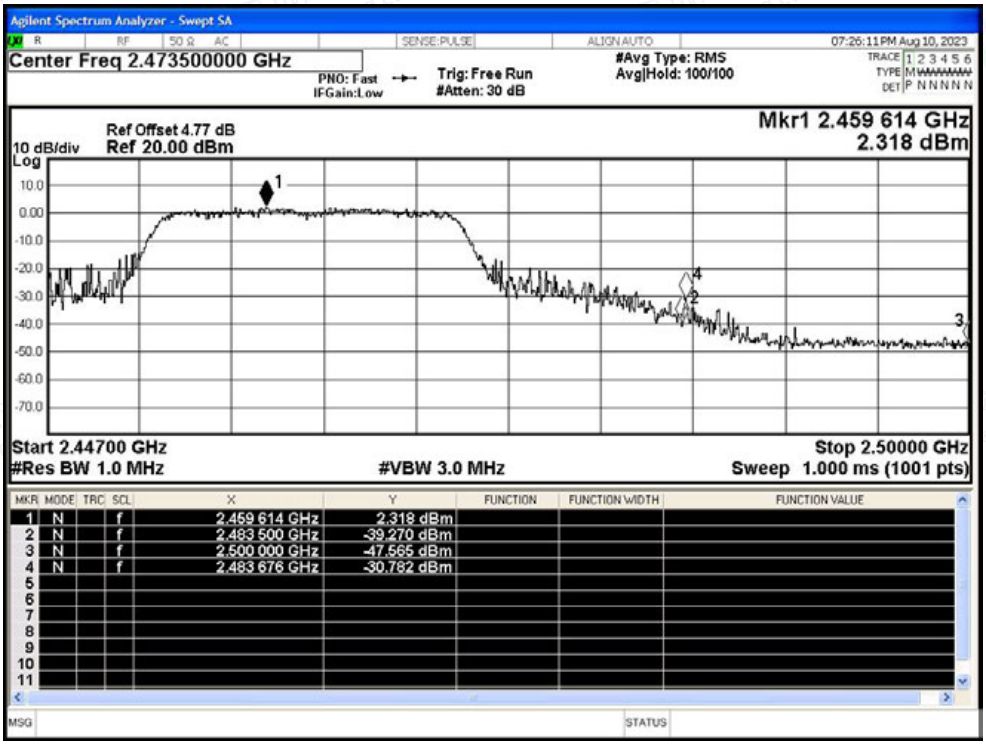

Restrict Band NVNT n20 2462MHz Ant0 Average

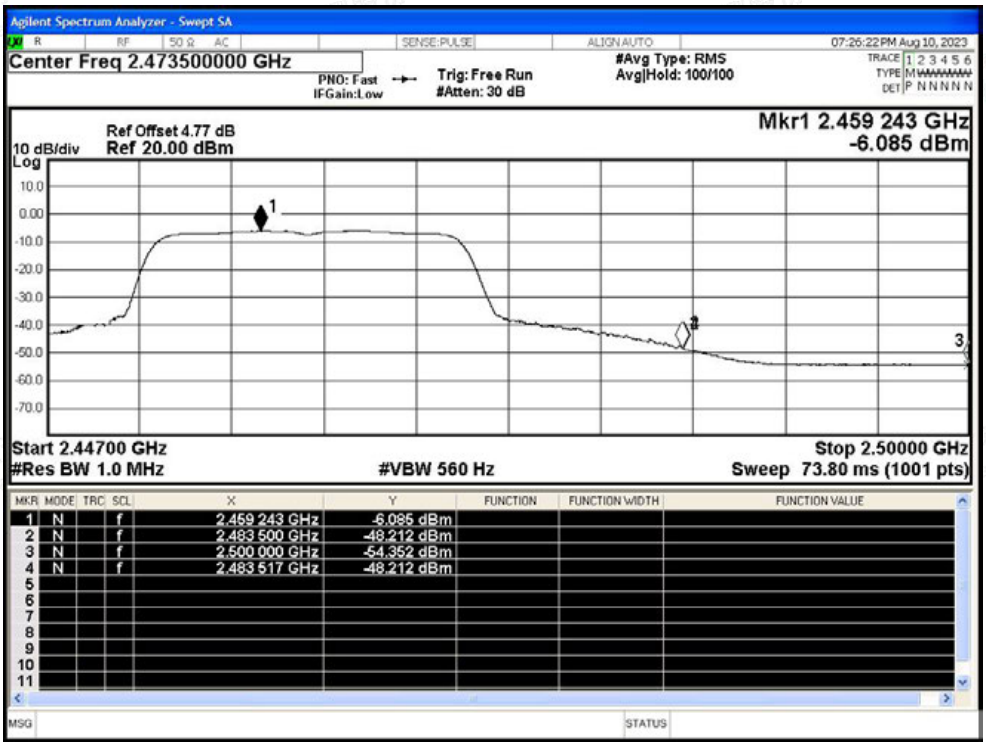

Restrict Band NVNT n40 2422MHz Ant0 Peak

Restrict Band NVNT n40 2422MHz Ant0 Average

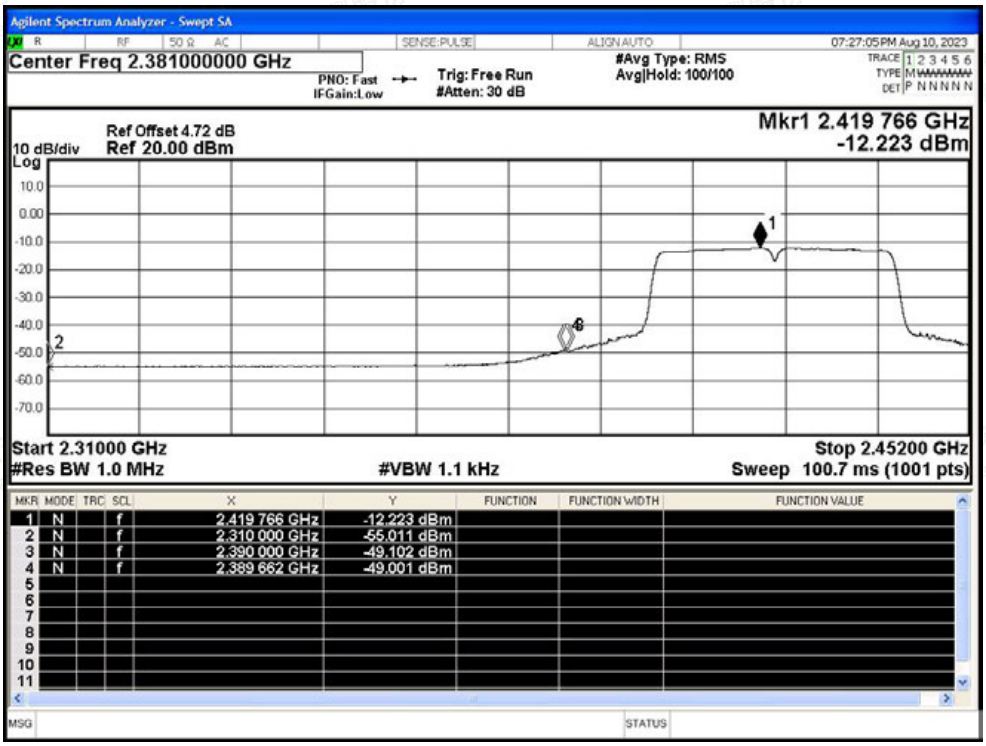

Restrict Band NVNT n40 2452MHz Ant0 Peak

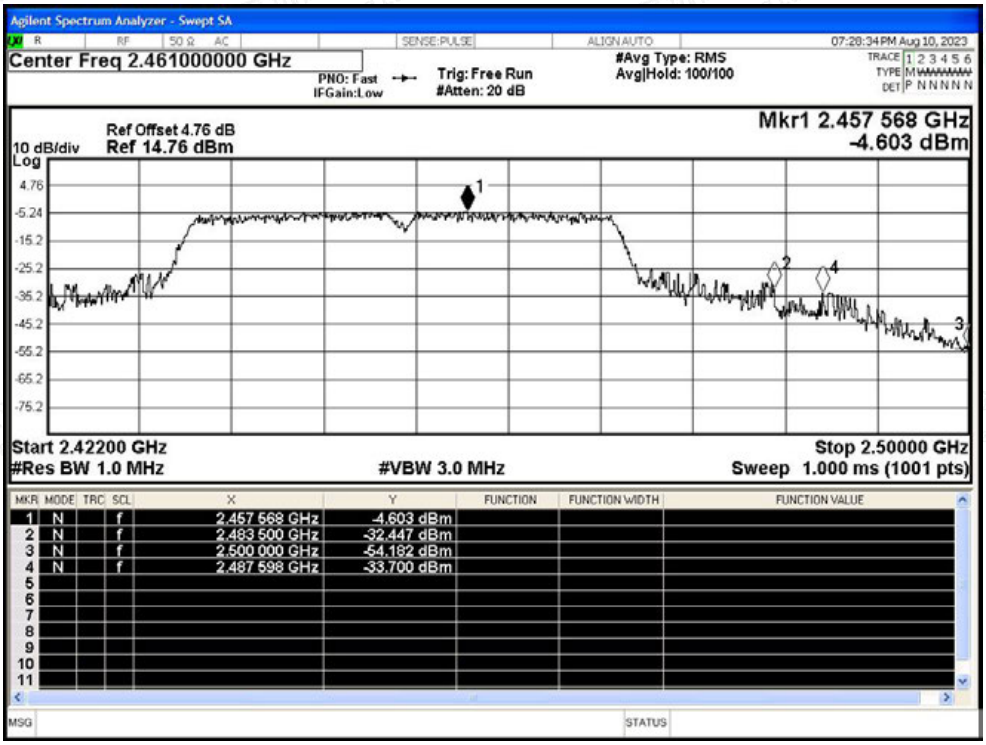

Restrict Band NVNT n40 2452MHz Ant0 Average

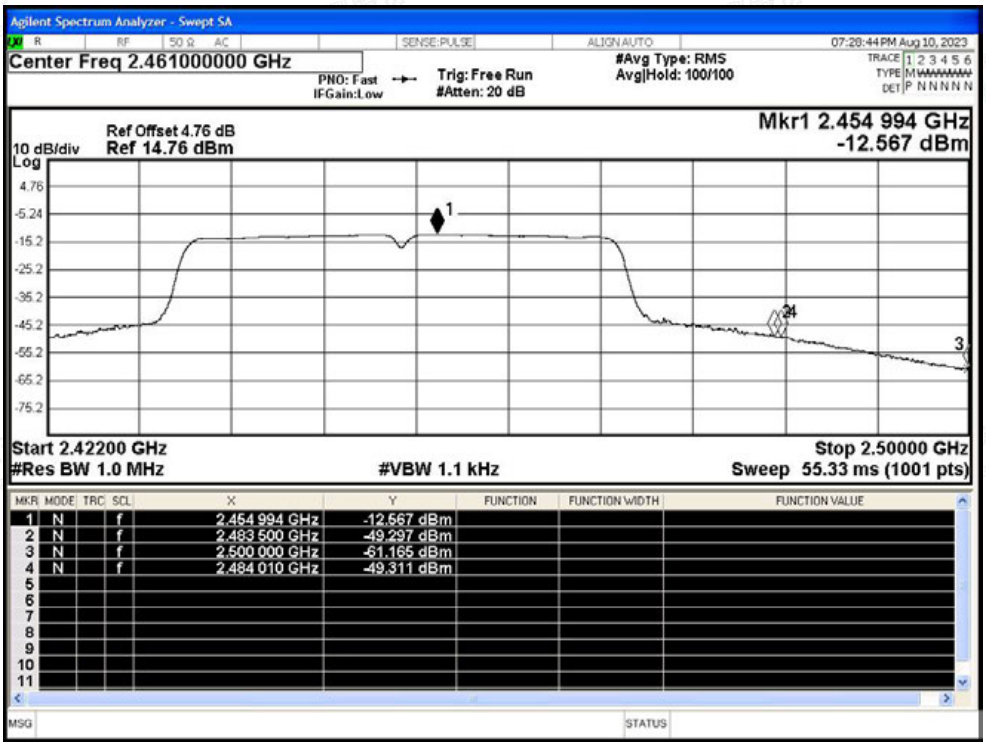

Test Graphs

Restrict Band NVNT b 2412MHz Ant1 Peak

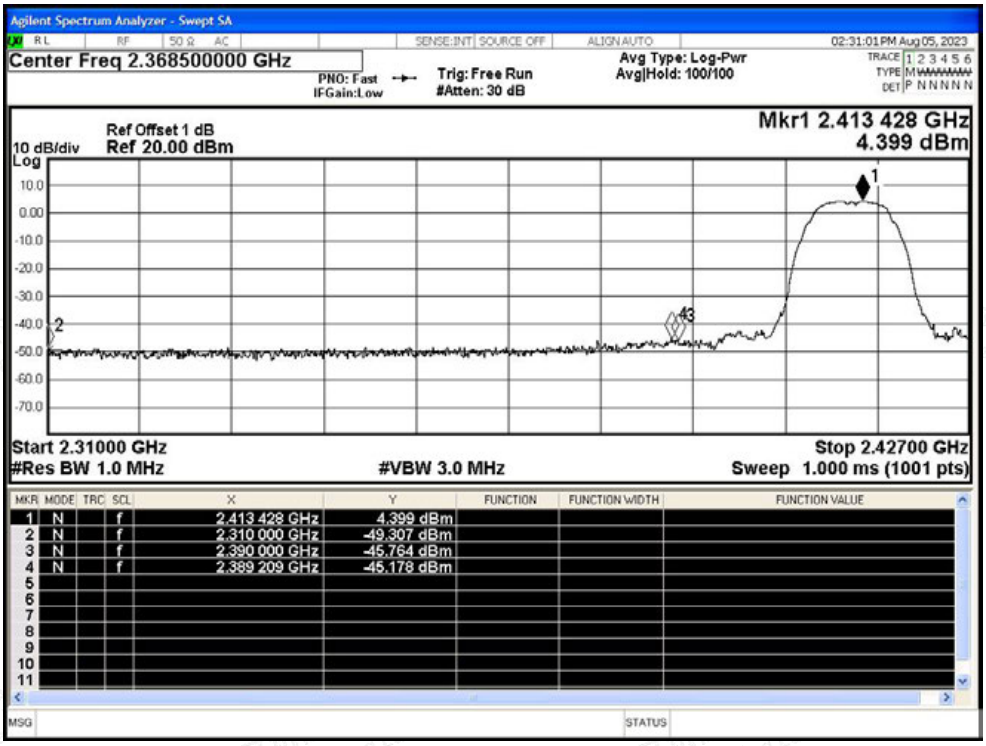

Restrict Band NVNT b 2412MHz Ant1 Average

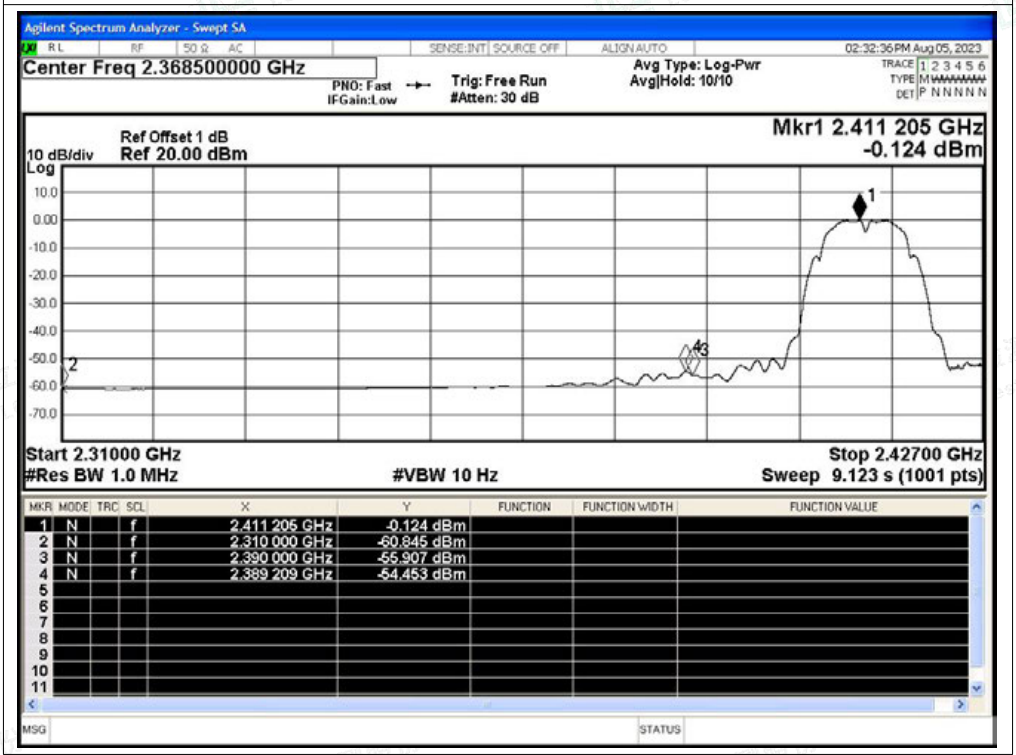

Restrict Band NVNT b 2462MHz Ant1 Peak

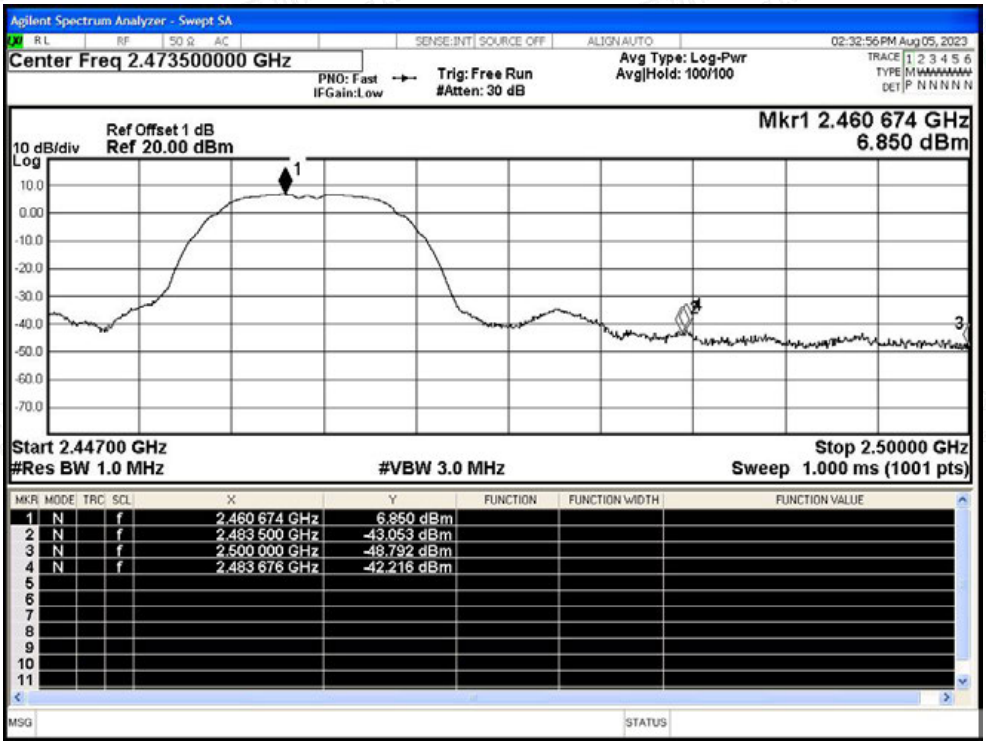

Restrict Band NVNT b 2462MHz Ant1 Average

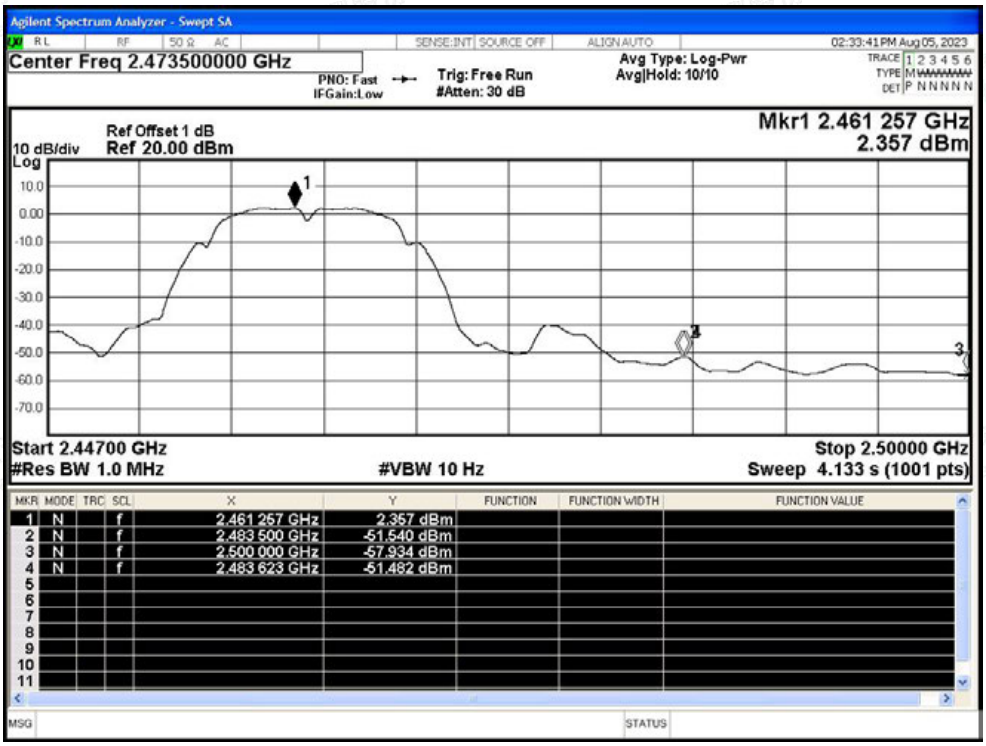

Restrict Band NVNT g 2412MHz Ant1 Peak

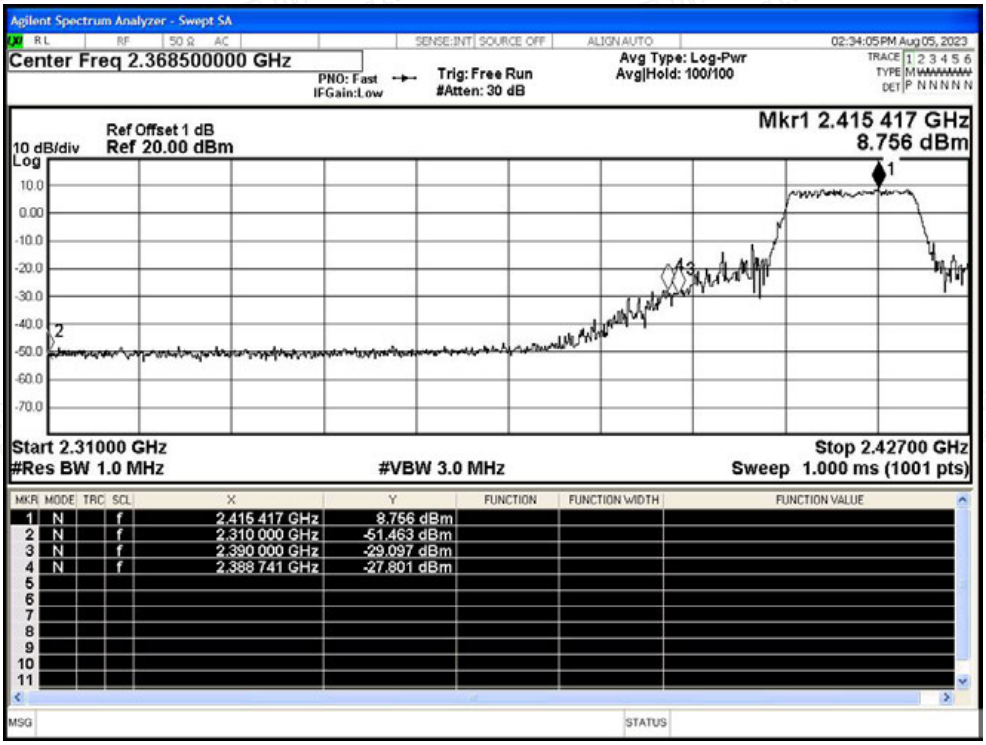

Restrict Band NVNT g 2412MHz Ant1 Average

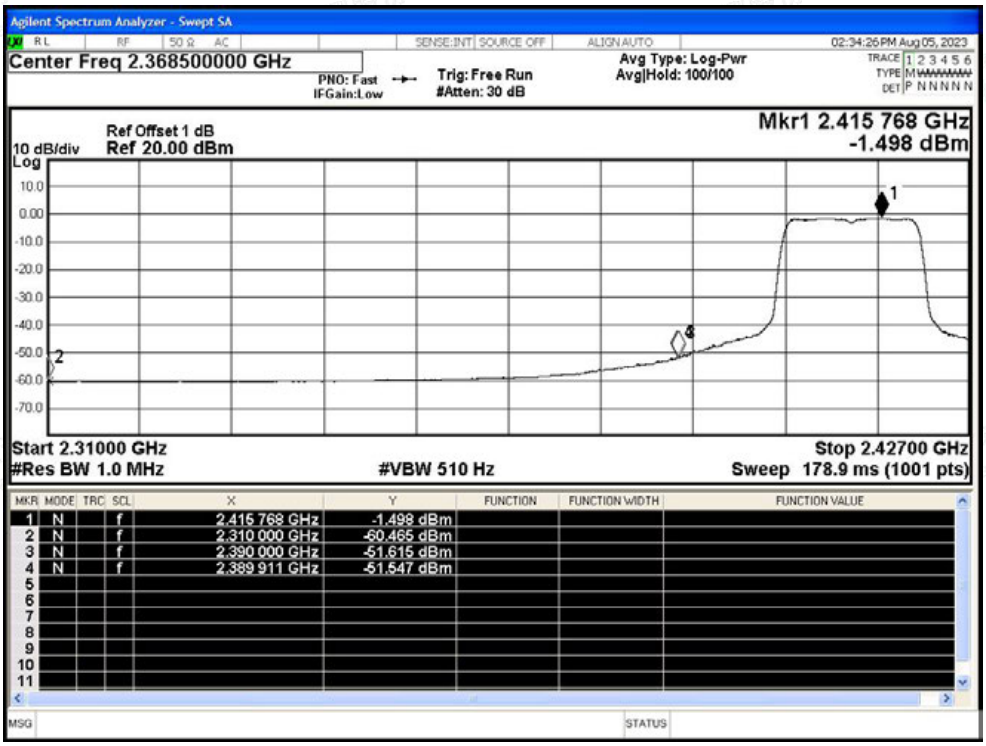

Restrict Band NVNT g 2462MHz Ant1 Peak

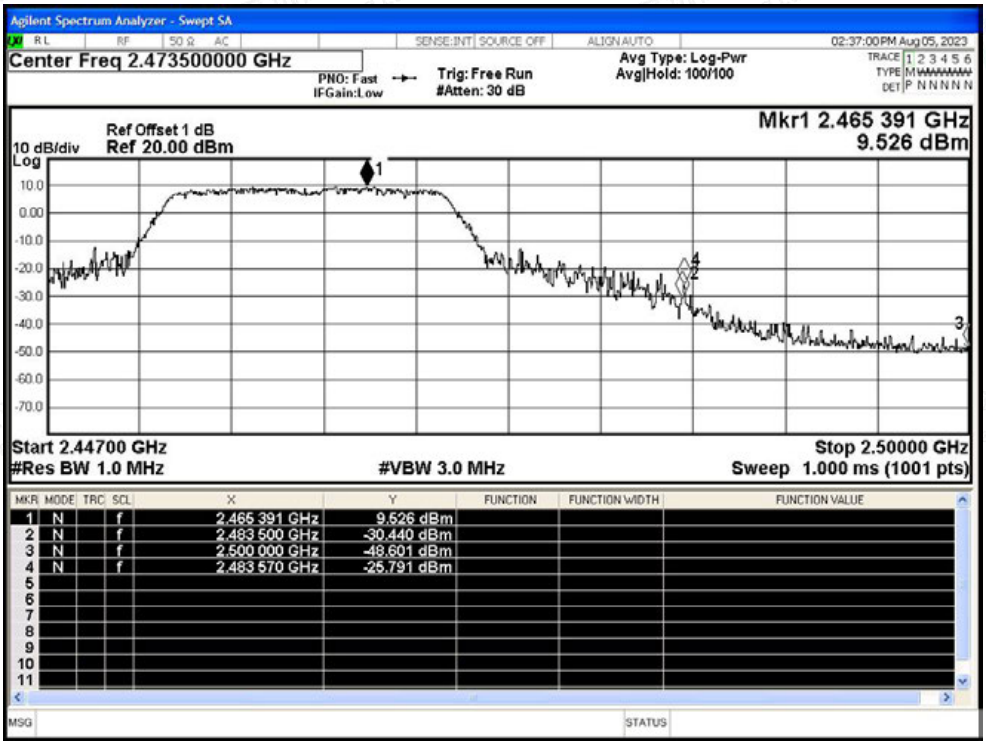

Restrict Band NVNT g 2462MHz Ant1 Average

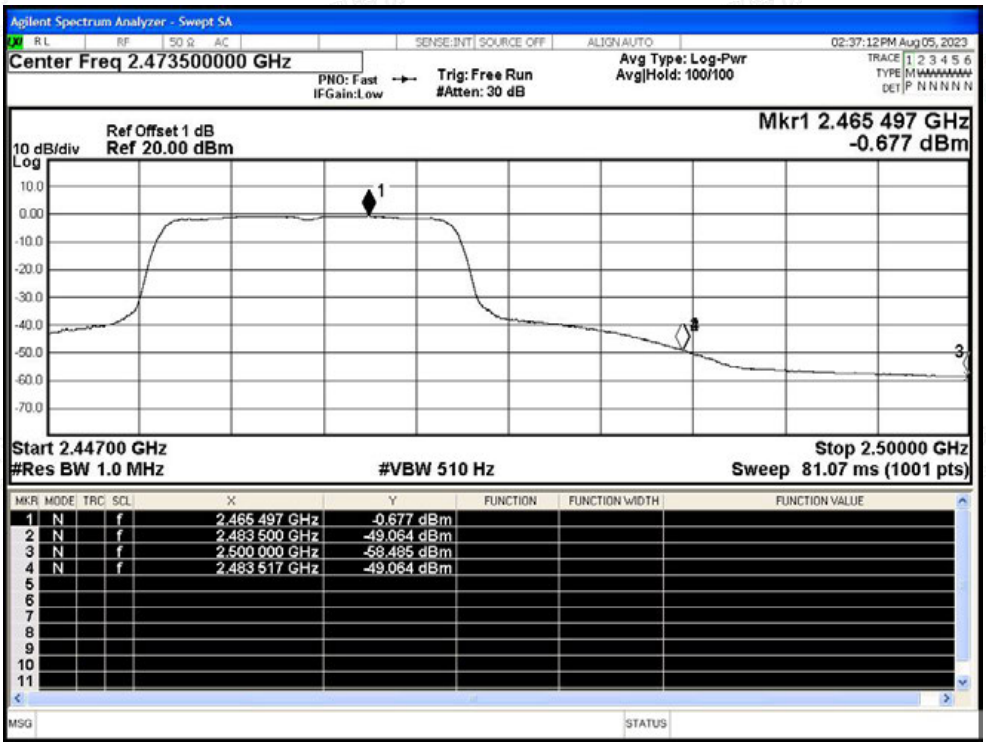

Restrict Band NVNT n20 2412MHz Ant1 Peak

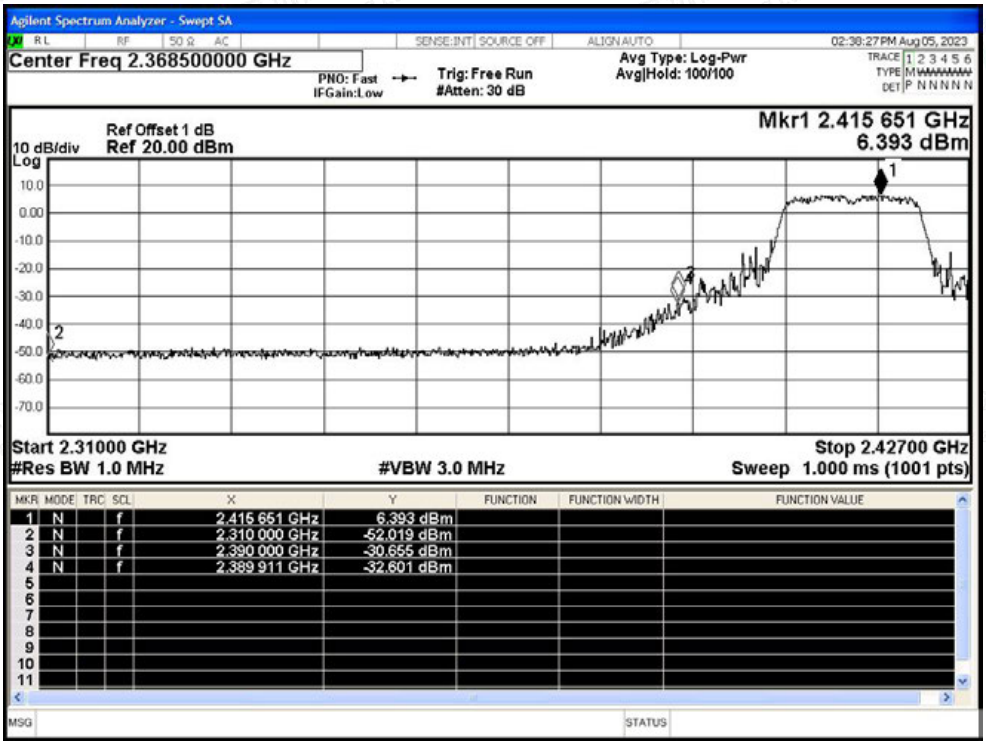

Restrict Band NVNT n20 2412MHz Ant1 Average

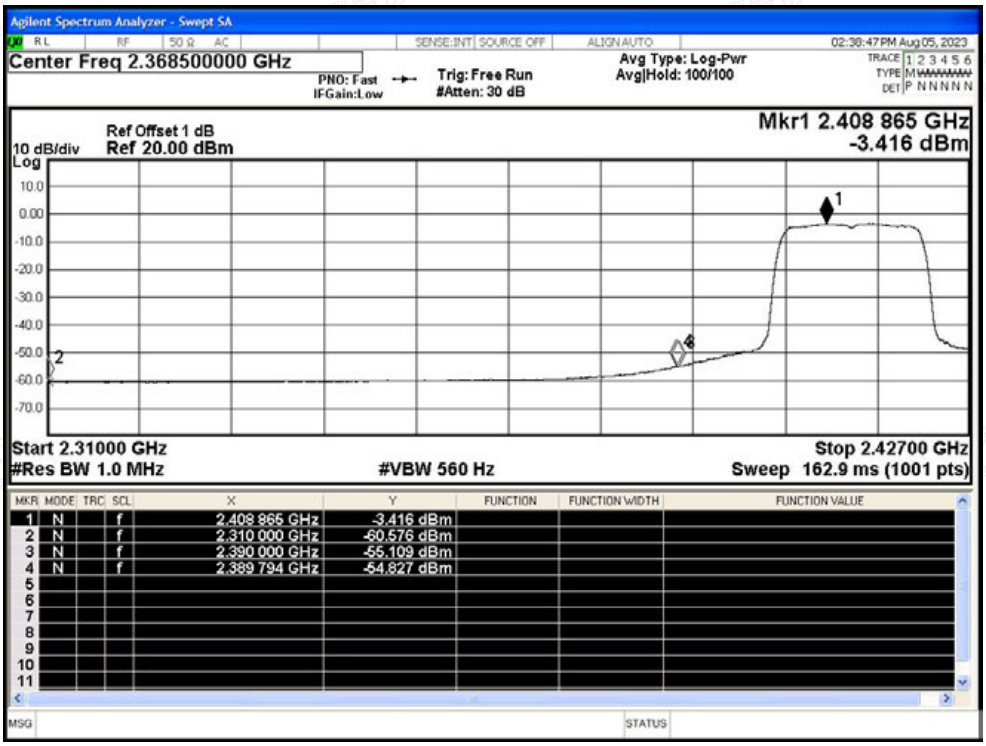

Restrict Band NVNT n20 2462MHz Ant1 Peak

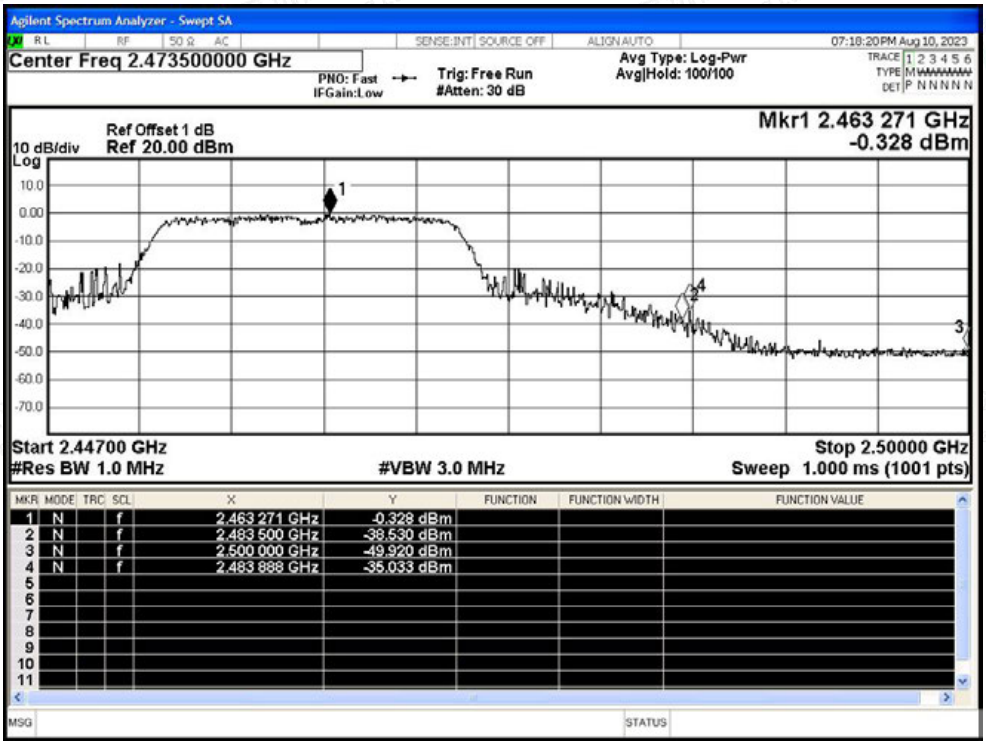

Restrict Band NVNT n20 2462MHz Ant1 Average

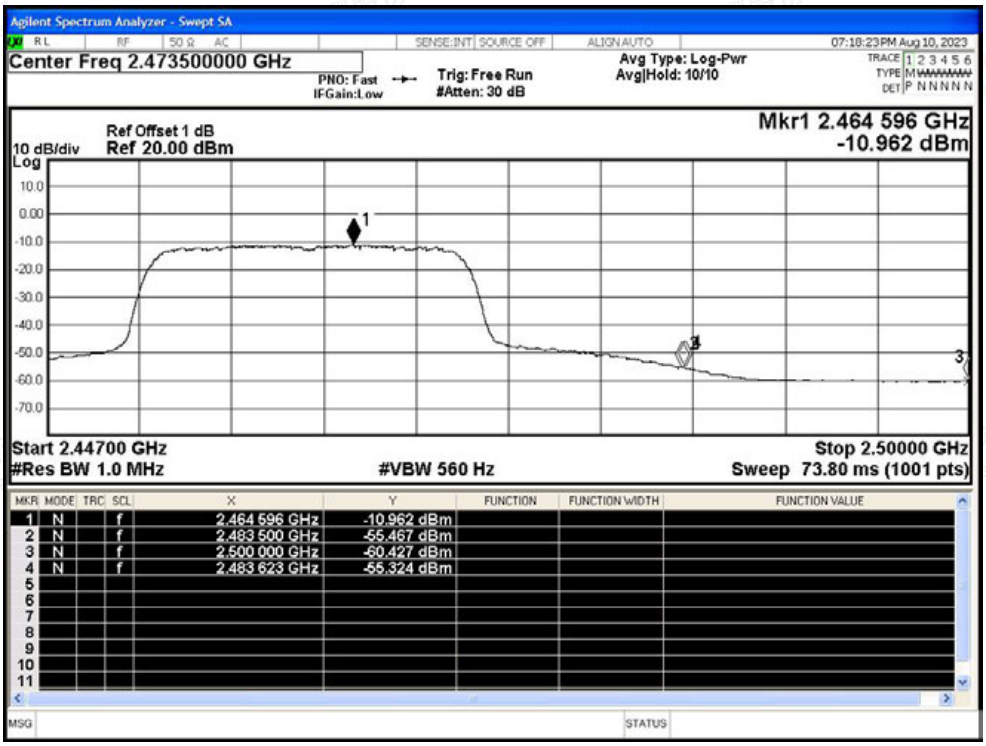

Restrict Band NVNT n40 2422MHz Ant1 Peak

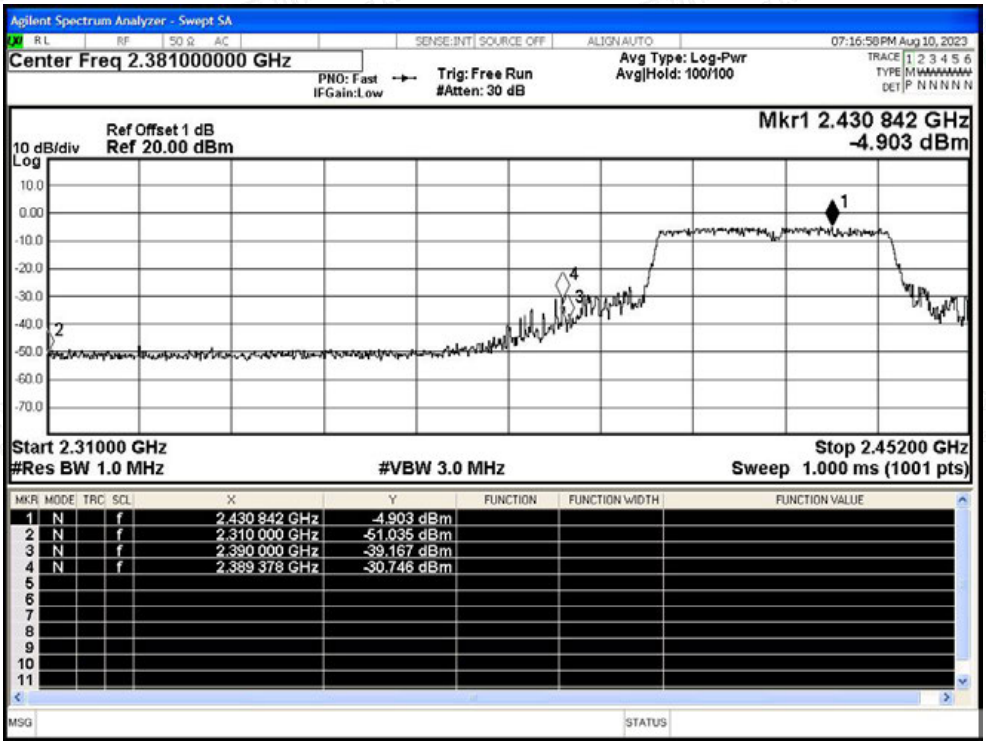

Restrict Band NVNT n40 2422MHz Ant1 Average

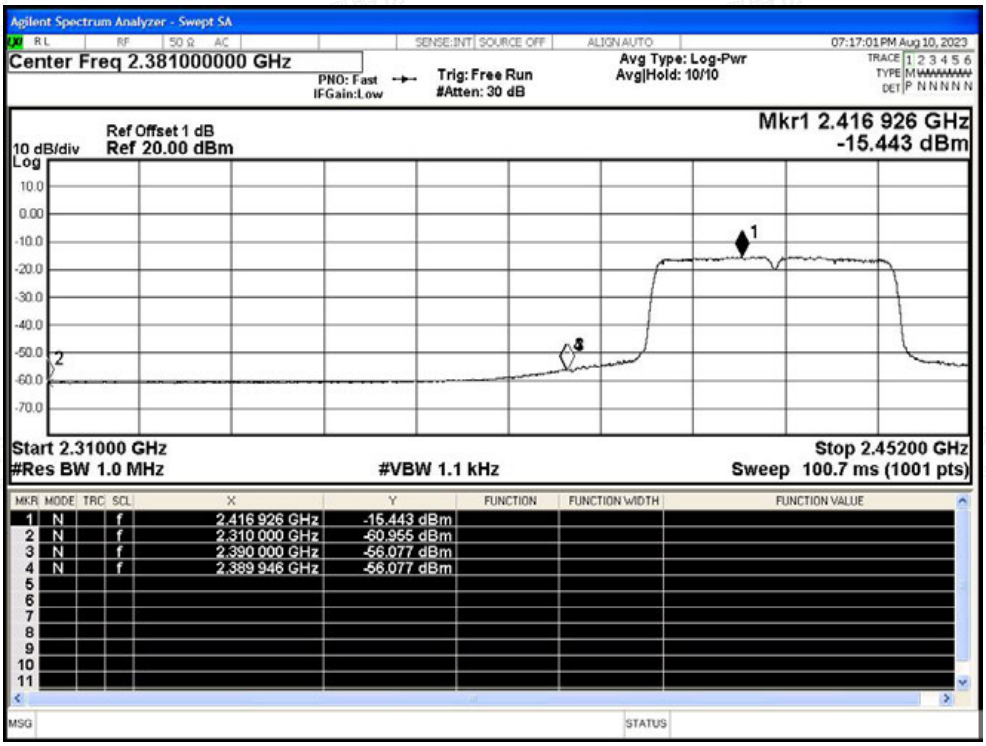

Restrict Band NVNT n40 2452MHz Ant1 Peak

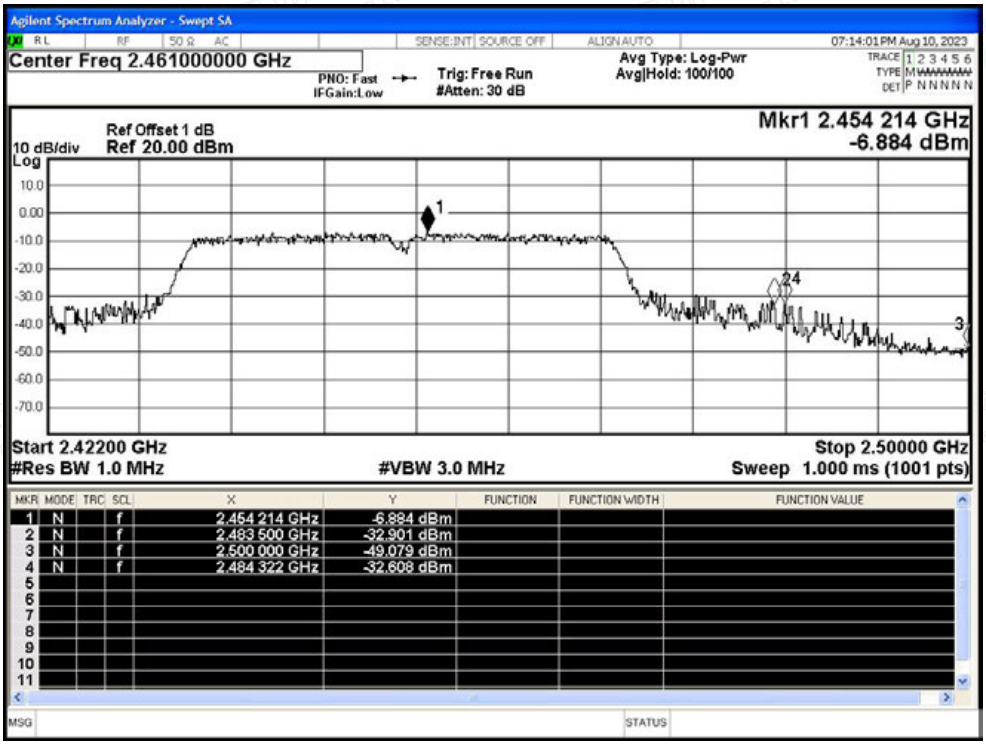
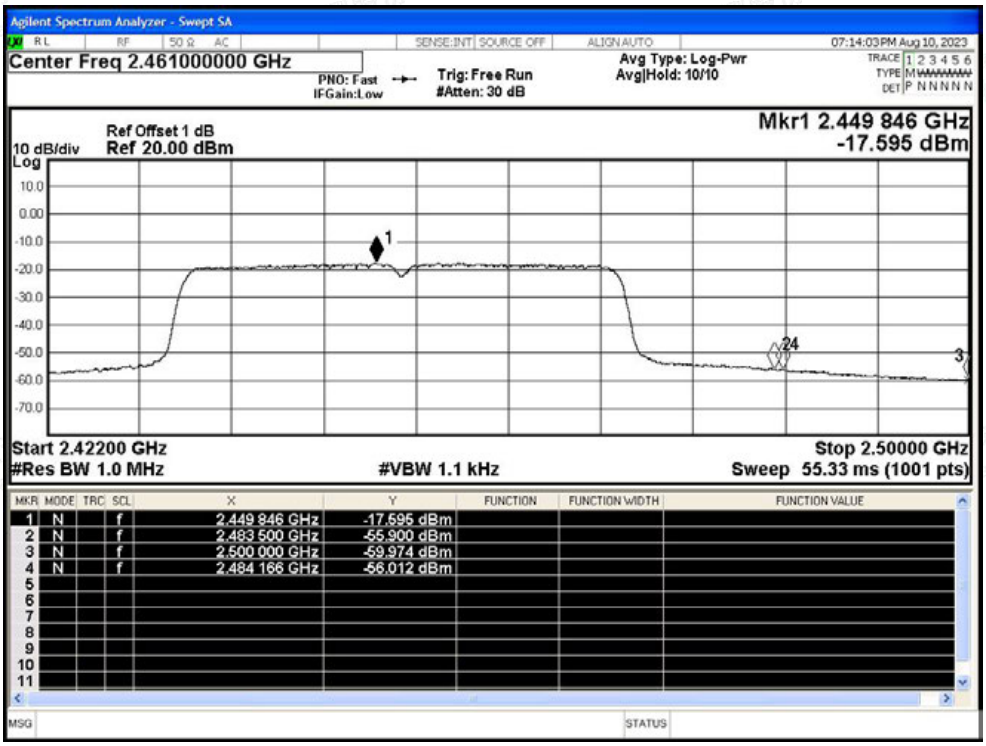
Restrict Band NVNT n40 2452MHz Ant1 Average