Band14	5MHz	16QAM	23355	1RB#0	23.53	PASS
Band14	5MHz	16QAM	23355	1RB#12	23.33	PASS
Band14	5MHz	16QAM	23355	1RB#24	23.60	PASS
Band14	5MHz	16QAM	23355	12RB#0	22.37	PASS
Band14	5MHz	16QAM	23355	12RB#6	22.27	PASS
Band14	5MHz	16QAM	23355	12RB#13	22.31	PASS
Band14	5MHz	16QAM	23355	25RB#0	22.26	PASS
Band14	10MHz	QPSK	23330	1RB#0	**24.38**	PASS
Band14	10MHz	QPSK	23330	1RB#24	24.32	PASS
Band14	10MHz	QPSK	23330	1RB#49	24.31	PASS
Band14	10MHz	QPSK	23330	25RB#0	23.55	PASS
Band14	10MHz	QPSK	23330	25RB#12	23.55	PASS
Band14	10MHz	QPSK	23330	25RB#25	23.51	PASS
Band14	10MHz	QPSK	23330	50RB#0	23.76	PASS
Band14	10MHz	16QAM	23330	1RB#0	23.61	PASS
Band14	10MHz	16QAM	23330	1RB#24	23.71	PASS
Band14	10MHz	16QAM	23330	1RB#49	23.51	PASS
Band14	10MHz	16QAM	23330	25RB#0	22.52	PASS
Band14	10MHz	16QAM	23330	25RB#12	22.51	PASS
Band14	10MHz	16QAM	23330	25RB#25	22.38	PASS
Band14	10MHz	16QAM	23330	50RB#0	22.35	PASS

Band	Bandwidth	Modulation	Channel	RB Configuration	Result(dBm)	Verdict
Band66	1.4MHz	QPSK	131979	1RB#0	24.00	PASS
Band66	1.4MHz	QPSK	131979	1RB#2	24.16	PASS
Band66	1.4MHz	QPSK	131979	1RB#5	24.05	PASS
Band66	1.4MHz	QPSK	131979	3RB#0	24.10	PASS
Band66	1.4MHz	QPSK	131979	3RB#1	24.17	PASS
Band66	1.4MHz	QPSK	131979	3RB#3	24.09	PASS
Band66	1.4MHz	QPSK	131979	6RB#0	23.19	PASS
Band66	1.4MHz	QPSK	132322	1RB#0	24.42	PASS
Band66	1.4MHz	QPSK	132322	1RB#2	24.50	PASS
Band66	1.4MHz	QPSK	132322	1RB#5	24.31	PASS
Band66	1.4MHz	QPSK	132322	3RB#0	24.50	PASS
Band66	1.4MHz	QPSK	132322	3RB#1	24.50	PASS
Band66	1.4MHz	QPSK	132322	3RB#3	24.42	PASS

Band66	1.4MHz	QPSK	132322	6RB#0	23.43	PASS
Band66	1.4MHz	QPSK	132665	1RB#0	24.29	PASS
Band66	1.4MHz	QPSK	132665	1RB#2	24.34	PASS
Band66	1.4MHz	QPSK	132665	1RB#5	24.22	PASS
Band66	1.4MHz	QPSK	132665	3RB#0	24.45	PASS
Band66	1.4MHz	QPSK	132665	3RB#1	24.32	PASS
Band66	1.4MHz	QPSK	132665	3RB#3	24.27	PASS
Band66	1.4MHz	QPSK	132665	6RB#0	23.45	PASS
Band66	1.4MHz	16QAM	131979	1RB#0	23.10	PASS
Band66	1.4MHz	16QAM	131979	1RB#2	23.38	PASS
Band66	1.4MHz	16QAM	131979	1RB#5	23.15	PASS
Band66	1.4MHz	16QAM	131979	3RB#0	22.95	PASS
Band66	1.4MHz	16QAM	131979	3RB#1	23.04	PASS
Band66	1.4MHz	16QAM	131979	3RB#3	22.97	PASS
Band66	1.4MHz	16QAM	131979	6RB#0	22.43	PASS
Band66	1.4MHz	16QAM	132322	1RB#0	23.63	PASS
Band66	1.4MHz	16QAM	132322	1RB#2	23.73	PASS
Band66	1.4MHz	16QAM	132322	1RB#5	23.33	PASS
Band66	1.4MHz	16QAM	132322	3RB#0	23.33	PASS
Band66	1.4MHz	16QAM	132322	3RB#1	23.33	PASS
Band66	1.4MHz	16QAM	132322	3RB#3	22.97	PASS
Band66	1.4MHz	16QAM	132322	6RB#0	22.59	PASS
Band66	1.4MHz	16QAM	132665	1RB#0	23.45	PASS
Band66	1.4MHz	16QAM	132665	1RB#2	23.57	PASS
Band66	1.4MHz	16QAM	132665	1RB#5	23.24	PASS
Band66	1.4MHz	16QAM	132665	3RB#0	23.23	PASS
Band66	1.4MHz	16QAM	132665	3RB#1	23.23	PASS
Band66	1.4MHz	16QAM	132665	3RB#3	23.22	PASS
Band66	1.4MHz	16QAM	132665	6RB#0	22.64	PASS
Band66	3MHz	QPSK	131987	1RB#0	23.91	PASS
Band66	3MHz	QPSK	131987	1RB#8	24.01	PASS
Band66	3MHz	QPSK	131987	1RB#14	23.92	PASS
Band66	3MHz	QPSK	131987	8RB#0	23.09	PASS
Band66	3MHz	QPSK	131987	8RB#4	23.09	PASS
Band66	3MHz	QPSK	131987	8RB#7	23.06	PASS
Band66	3MHz	QPSK	131987	15RB#0	23.11	PASS
Band66	3MHz	QPSK	132322	1RB#0	24.28	PASS

Band66	3MHz	QPSK	132322	1RB#8	24.27	PASS
Band66	3MHz	QPSK	132322	1RB#14	24.25	PASS
Band66	3MHz	QPSK	132322	8RB#0	23.38	PASS
Band66	3MHz	QPSK	132322	8RB#4	23.38	PASS
Band66	3MHz	QPSK	132322	8RB#7	23.30	PASS
Band66	3MHz	QPSK	132322	15RB#0	23.44	PASS
Band66	3MHz	QPSK	132657	1RB#0	24.06	PASS
Band66	3MHz	QPSK	132657	1RB#8	23.94	PASS
Band66	3MHz	QPSK	132657	1RB#14	24.16	PASS
Band66	3MHz	QPSK	132657	8RB#0	23.29	PASS
Band66	3MHz	QPSK	132657	8RB#4	23.25	PASS
Band66	3MHz	QPSK	132657	8RB#7	23.26	PASS
Band66	3MHz	QPSK	132657	15RB#0	23.35	PASS
Band66	3MHz	16QAM	131987	1RB#0	23.04	PASS
Band66	3MHz	16QAM	131987	1RB#8	23.06	PASS
Band66	3MHz	16QAM	131987	1RB#14	22.87	PASS
Band66	3MHz	16QAM	131987	8RB#0	22.26	PASS
Band66	3MHz	16QAM	131987	8RB#4	22.09	PASS
Band66	3MHz	16QAM	131987	8RB#7	22.16	PASS
Band66	3MHz	16QAM	131987	15RB#0	22.22	PASS
Band66	3MHz	16QAM	132322	1RB#0	23.37	PASS
Band66	3MHz	16QAM	132322	1RB#8	23.29	PASS
Band66	3MHz	16QAM	132322	1RB#14	23.22	PASS
Band66	3MHz	16QAM	132322	8RB#0	22.58	PASS
Band66	3MHz	16QAM	132322	8RB#4	22.48	PASS
Band66	3MHz	16QAM	132322	8RB#7	22.45	PASS
Band66	3MHz	16QAM	132322	15RB#0	22.46	PASS
Band66	3MHz	16QAM	132657	1RB#0	23.09	PASS
Band66	3MHz	16QAM	132657	1RB#8	23.12	PASS
Band66	3MHz	16QAM	132657	1RB#14	23.35	PASS
Band66	3MHz	16QAM	132657	8RB#0	22.39	PASS
Band66	3MHz	16QAM	132657	8RB#4	22.43	PASS
Band66	3MHz	16QAM	132657	8RB#7	22.42	PASS
Band66	3MHz	16QAM	132657	15RB#0	22.38	PASS
Band66	5MHz	QPSK	131997	1RB#0	24.01	PASS
Band66	5MHz	QPSK	131997	1RB#12	23.82	PASS
Band66	5MHz	QPSK	131997	1RB#24	23.73	PASS

Band66	5MHz	QPSK	131997	12RB#0	22.97	PASS
Band66	5MHz	QPSK	131997	12RB#6	23.04	PASS
Band66	5MHz	QPSK	131997	12RB#13	22.94	PASS
Band66	5MHz	QPSK	131997	25RB#0	22.93	PASS
Band66	5MHz	QPSK	132322	1RB#0	24.16	PASS
Band66	5MHz	QPSK	132322	1RB#12	24.14	PASS
Band66	5MHz	QPSK	132322	1RB#24	24.03	PASS
Band66	5MHz	QPSK	132322	12RB#0	23.16	PASS
Band66	5MHz	QPSK	132322	12RB#6	23.15	PASS
Band66	5MHz	QPSK	132322	12RB#13	23.13	PASS
Band66	5MHz	QPSK	132322	25RB#0	23.16	PASS
Band66	5MHz	QPSK	132647	1RB#0	23.90	PASS
Band66	5MHz	QPSK	132647	1RB#12	24.01	PASS
Band66	5MHz	QPSK	132647	1RB#24	23.94	PASS
Band66	5MHz	QPSK	132647	12RB#0	23.00	PASS
Band66	5MHz	QPSK	132647	12RB#6	22.99	PASS
Band66	5MHz	QPSK	132647	12RB#13	23.13	PASS
Band66	5MHz	QPSK	132647	25RB#0	22.97	PASS
Band66	5MHz	16QAM	131997	1RB#0	23.02	PASS
Band66	5MHz	16QAM	131997	1RB#12	22.91	PASS
Band66	5MHz	16QAM	131997	1RB#24	22.49	PASS
Band66	5MHz	16QAM	131997	12RB#0	22.01	PASS
Band66	5MHz	16QAM	131997	12RB#6	22.00	PASS
Band66	5MHz	16QAM	131997	12RB#13	21.98	PASS
Band66	5MHz	16QAM	131997	25RB#0	21.86	PASS
Band66	5MHz	16QAM	132322	1RB#0	23.23	PASS
Band66	5MHz	16QAM	132322	1RB#12	23.03	PASS
Band66	5MHz	16QAM	132322	1RB#24	22.72	PASS
Band66	5MHz	16QAM	132322	12RB#0	22.21	PASS
Band66	5MHz	16QAM	132322	12RB#6	22.10	PASS
Band66	5MHz	16QAM	132322	12RB#13	22.01	PASS
Band66	5MHz	16QAM	132322	25RB#0	22.23	PASS
Band66	5MHz	16QAM	132647	1RB#0	23.02	PASS
Band66	5MHz	16QAM	132647	1RB#12	23.02	PASS
Band66	5MHz	16QAM	132647	1RB#24	23.13	PASS
Band66	5MHz	16QAM	132647	12RB#0	21.92	PASS
Band66	5MHz	16QAM	132647	12RB#6	22.06	PASS

Band66	5MHz	16QAM	132647	12RB#13	22.32	PASS
Band66	5MHz	16QAM	132647	25RB#0	22.08	PASS
Band66	10MHz	QPSK	132022	1RB#0	23.84	PASS
Band66	10MHz	QPSK	132022	1RB#24	23.95	PASS
Band66	10MHz	QPSK	132022	1RB#49	23.73	PASS
Band66	10MHz	QPSK	132022	25RB#0	23.12	PASS
Band66	10MHz	QPSK	132022	25RB#12	23.17	PASS
Band66	10MHz	QPSK	132022	25RB#25	23.06	PASS
Band66	10MHz	QPSK	132022	50RB#0	23.08	PASS
Band66	10MHz	QPSK	132322	1RB#0	24.20	PASS
Band66	10MHz	QPSK	132322	1RB#24	24.45	PASS
Band66	10MHz	QPSK	132322	1RB#49	24.07	PASS
Band66	10MHz	QPSK	132322	25RB#0	23.56	PASS
Band66	10MHz	QPSK	132322	25RB#12	23.63	PASS
Band66	10MHz	QPSK	132322	25RB#25	23.38	PASS
Band66	10MHz	QPSK	132322	50RB#0	23.43	PASS
Band66	10MHz	QPSK	132622	1RB#0	24.00	PASS
Band66	10MHz	QPSK	132622	1RB#24	24.09	PASS
Band66	10MHz	QPSK	132622	1RB#49	23.95	PASS
Band66	10MHz	QPSK	132622	25RB#0	23.31	PASS
Band66	10MHz	QPSK	132622	25RB#12	23.30	PASS
Band66	10MHz	QPSK	132622	25RB#25	23.23	PASS
Band66	10MHz	QPSK	132622	50RB#0	23.29	PASS
Band66	10MHz	16QAM	132022	1RB#0	22.95	PASS
Band66	10MHz	16QAM	132022	1RB#24	23.58	PASS
Band66	10MHz	16QAM	132022	1RB#49	22.93	PASS
Band66	10MHz	16QAM	132022	25RB#0	22.24	PASS
Band66	10MHz	16QAM	132022	25RB#12	22.23	PASS
Band66	10MHz	16QAM	132022	25RB#25	22.20	PASS
Band66	10MHz	16QAM	132022	50RB#0	22.23	PASS
Band66	10MHz	16QAM	132322	1RB#0	23.38	PASS
Band66	10MHz	16QAM	132322	1RB#24	23.84	PASS
Band66	10MHz	16QAM	132322	1RB#49	23.28	PASS
Band66	10MHz	16QAM	132322	25RB#0	22.61	PASS
Band66	10MHz	16QAM	132322	25RB#12	22.68	PASS
Band66	10MHz	16QAM	132322	25RB#25	22.44	PASS
Band66	10MHz	16QAM	132322	50RB#0	22.44	PASS

Band66	10MHz	16QAM	132622	1RB#0	23.14	PASS
Band66	10MHz	16QAM	132622	1RB#24	23.70	PASS
Band66	10MHz	16QAM	132622	1RB#49	23.21	PASS
Band66	10MHz	16QAM	132622	25RB#0	22.37	PASS
Band66	10MHz	16QAM	132622	25RB#12	22.36	PASS
Band66	10MHz	16QAM	132622	25RB#25	22.30	PASS
Band66	10MHz	16QAM	132622	50RB#0	22.30	PASS
Band66	15MHz	QPSK	132047	1RB#0	23.82	PASS
Band66	15MHz	QPSK	132047	1RB#38	23.95	PASS
Band66	15MHz	QPSK	132047	1RB#74	23.77	PASS
Band66	15MHz	QPSK	132047	38RB#0	23.04	PASS
Band66	15MHz	QPSK	132047	38RB#18	23.51	PASS
Band66	15MHz	QPSK	132047	38RB#37	22.93	PASS
Band66	15MHz	QPSK	132047	75RB#0	23.17	PASS
Band66	15MHz	QPSK	132322	1RB#0	24.18	PASS
Band66	15MHz	QPSK	132322	1RB#38	24.30	PASS
Band66	15MHz	QPSK	132322	1RB#74	24.22	PASS
Band66	15MHz	QPSK	132322	38RB#0	23.31	PASS
Band66	15MHz	QPSK	132322	38RB#18	23.82	PASS
Band66	15MHz	QPSK	132322	38RB#37	23.33	PASS
Band66	15MHz	QPSK	132322	75RB#0	23.46	PASS
Band66	15MHz	QPSK	132597	1RB#0	23.98	PASS
Band66	15MHz	QPSK	132597	1RB#38	24.22	PASS
Band66	15MHz	QPSK	132597	1RB#74	24.04	PASS
Band66	15MHz	QPSK	132597	38RB#0	23.25	PASS
Band66	15MHz	QPSK	132597	38RB#18	23.46	PASS
Band66	15MHz	QPSK	132597	38RB#37	23.22	PASS
Band66	15MHz	QPSK	132597	75RB#0	23.37	PASS
Band66	15MHz	16QAM	132047	1RB#0	23.01	PASS
Band66	15MHz	16QAM	132047	1RB#38	23.11	PASS
Band66	15MHz	16QAM	132047	1RB#74	22.96	PASS
Band66	15MHz	16QAM	132047	38RB#0	23.04	PASS
Band66	15MHz	16QAM	132047	38RB#18	23.51	PASS
Band66	15MHz	16QAM	132047	38RB#37	22.92	PASS
Band66	15MHz	16QAM	132047	75RB#0	22.07	PASS
Band66	15MHz	16QAM	132322	1RB#0	23.34	PASS
Band66	15MHz	16QAM	132322	1RB#38	23.77	PASS

Band66	15MHz	16QAM	132322	1RB#74	23.35	PASS
Band66	15MHz	16QAM	132322	38RB#0	23.30	PASS
Band66	15MHz	16QAM	132322	38RB#18	23.82	PASS
Band66	15MHz	16QAM	132322	38RB#37	23.33	PASS
Band66	15MHz	16QAM	132322	75RB#0	22.51	PASS
Band66	15MHz	16QAM	132597	1RB#0	23.18	PASS
Band66	15MHz	16QAM	132597	1RB#38	23.81	PASS
Band66	15MHz	16QAM	132597	1RB#74	23.17	PASS
Band66	15MHz	16QAM	132597	38RB#0	23.15	PASS
Band66	15MHz	16QAM	132597	38RB#18	23.30	PASS
Band66	15MHz	16QAM	132597	38RB#37	23.22	PASS
Band66	15MHz	16QAM	132597	75RB#0	22.20	PASS
Band66	20MHz	QPSK	132072	1RB#0	24.04	PASS
Band66	20MHz	QPSK	132072	1RB#49	24.39	PASS
Band66	20MHz	QPSK	132072	1RB#99	23.96	PASS
Band66	20MHz	QPSK	132072	50RB#0	23.23	PASS
Band66	20MHz	QPSK	132072	50RB#25	23.23	PASS
Band66	20MHz	QPSK	132072	50RB#50	23.26	PASS
Band66	20MHz	QPSK	132072	100RB#0	23.24	PASS
Band66	20MHz	QPSK	132322	1RB#0	24.16	PASS
Band66	20MHz	QPSK	132322	1RB#49	**24.69**	PASS
Band66	20MHz	QPSK	132322	1RB#99	24.42	PASS
Band66	20MHz	QPSK	132322	50RB#0	23.65	PASS
Band66	20MHz	QPSK	132322	50RB#25	23.64	PASS
Band66	20MHz	QPSK	132322	50RB#50	23.43	PASS
Band66	20MHz	QPSK	132322	100RB#0	23.55	PASS
Band66	20MHz	QPSK	132572	1RB#0	24.33	PASS
Band66	20MHz	QPSK	132572	1RB#49	24.53	PASS
Band66	20MHz	QPSK	132572	1RB#99	24.17	PASS
Band66	20MHz	QPSK	132572	50RB#0	23.51	PASS
Band66	20MHz	QPSK	132572	50RB#25	23.51	PASS
Band66	20MHz	QPSK	132572	50RB#50	23.38	PASS
Band66	20MHz	QPSK	132572	100RB#0	23.40	PASS
Band66	20MHz	16QAM	132072	1RB#0	23.10	PASS
Band66	20MHz	16QAM	132072	1RB#49	23.48	PASS
Band66	20MHz	16QAM	132072	1RB#99	23.02	PASS
Band66	20MHz	16QAM	132072	50RB#0	22.30	PASS

Band66	20MHz	16QAM	132072	50RB#25	22.30	PASS
Band66	20MHz	16QAM	132072	50RB#50	22.23	PASS
Band66	20MHz	16QAM	132072	100RB#0	22.22	PASS
Band66	20MHz	16QAM	132322	1RB#0	23.41	PASS
Band66	20MHz	16QAM	132322	1RB#49	23.93	PASS
Band66	20MHz	16QAM	132322	1RB#99	23.51	PASS
Band66	20MHz	16QAM	132322	50RB#0	22.73	PASS
Band66	20MHz	16QAM	132322	50RB#25	22.72	PASS
Band66	20MHz	16QAM	132322	50RB#50	22.52	PASS
Band66	20MHz	16QAM	132322	100RB#0	22.62	PASS
Band66	20MHz	16QAM	132572	1RB#0	23.43	PASS
Band66	20MHz	16QAM	132572	1RB#49	23.93	PASS
Band66	20MHz	16QAM	132572	1RB#99	23.13	PASS
Band66	20MHz	16QAM	132572	50RB#0	22.49	PASS
Band66	20MHz	16QAM	132572	50RB#25	22.49	PASS
Band66	20MHz	16QAM	132572	50RB#50	22.57	PASS
Band66	20MHz	16QAM	132572	100RB#0	22.49	PASS

Band	Bandwidth	Modulation	Channel	RB Configuration	Result(dBm)	Verdict
Band71	5MHz	QPSK	133147	1RB#0	23.81	PASS
Band71	5MHz	QPSK	133147	1RB#12	23.95	PASS
Band71	5MHz	QPSK	133147	1RB#24	23.75	PASS
Band71	5MHz	QPSK	133147	12RB#0	22.84	PASS
Band71	5MHz	QPSK	133147	12RB#6	22.82	PASS
Band71	5MHz	QPSK	133147	12RB#13	22.86	PASS
Band71	5MHz	QPSK	133147	25RB#0	22.87	PASS
Band71	5MHz	QPSK	133297	1RB#0	23.59	PASS
Band71	5MHz	QPSK	133297	1RB#12	23.87	PASS
Band71	5MHz	QPSK	133297	1RB#24	23.73	PASS
Band71	5MHz	QPSK	133297	12RB#0	22.66	PASS
Band71	5MHz	QPSK	133297	12RB#6	22.66	PASS
Band71	5MHz	QPSK	133297	12RB#13	22.65	PASS
Band71	5MHz	QPSK	133297	25RB#0	22.65	PASS
Band71	5MHz	QPSK	133447	1RB#0	23.62	PASS
Band71	5MHz	QPSK	133447	1RB#12	23.68	PASS
Band71	5MHz	QPSK	133447	1RB#24	23.64	PASS

Band71	5MHz	QPSK	133447	12RB#0	22.66	PASS
Band71	5MHz	QPSK	133447	12RB#6	22.66	PASS
Band71	5MHz	QPSK	133447	12RB#13	22.63	PASS
Band71	5MHz	QPSK	133447	25RB#0	22.54	PASS
Band71	5MHz	16QAM	133147	1RB#0	22.87	PASS
Band71	5MHz	16QAM	133147	1RB#12	22.95	PASS
Band71	5MHz	16QAM	133147	1RB#24	22.74	PASS
Band71	5MHz	16QAM	133147	12RB#0	21.80	PASS
Band71	5MHz	16QAM	133147	12RB#6	21.69	PASS
Band71	5MHz	16QAM	133147	12RB#13	21.90	PASS
Band71	5MHz	16QAM	133147	25RB#0	22.06	PASS
Band71	5MHz	16QAM	133297	1RB#0	22.61	PASS
Band71	5MHz	16QAM	133297	1RB#12	22.78	PASS
Band71	5MHz	16QAM	133297	1RB#24	22.68	PASS
Band71	5MHz	16QAM	133297	12RB#0	21.78	PASS
Band71	5MHz	16QAM	133297	12RB#6	21.86	PASS
Band71	5MHz	16QAM	133297	12RB#13	21.78	PASS
Band71	5MHz	16QAM	133297	25RB#0	21.60	PASS
Band71	5MHz	16QAM	133447	1RB#0	22.66	PASS
Band71	5MHz	16QAM	133447	1RB#12	22.54	PASS
Band71	5MHz	16QAM	133447	1RB#24	22.50	PASS
Band71	5MHz	16QAM	133447	12RB#0	21.75	PASS
Band71	5MHz	16QAM	133447	12RB#6	21.63	PASS
Band71	5MHz	16QAM	133447	12RB#13	21.64	PASS
Band71	5MHz	16QAM	133447	25RB#0	21.75	PASS
Band71	10MHz	QPSK	133172	1RB#0	23.68	PASS
Band71	10MHz	QPSK	133172	1RB#24	23.73	PASS
Band71	10MHz	QPSK	133172	1RB#49	23.79	PASS
Band71	10MHz	QPSK	133172	25RB#0	22.96	PASS
Band71	10MHz	QPSK	133172	25RB#12	22.95	PASS
Band71	10MHz	QPSK	133172	25RB#25	22.83	PASS
Band71	10MHz	QPSK	133172	50RB#0	22.95	PASS
Band71	10MHz	QPSK	133297	1RB#0	23.62	PASS
Band71	10MHz	QPSK	133297	1RB#24	23.76	PASS
Band71	10MHz	QPSK	133297	1RB#49	23.51	PASS
Band71	10MHz	QPSK	133297	25RB#0	22.86	PASS
Band71	10MHz	QPSK	133297	25RB#12	22.84	PASS

Band71	10MHz	QPSK	133297	25RB#25	22.75	PASS
Band71	10MHz	QPSK	133297	50RB#0	22.77	PASS
Band71	10MHz	QPSK	133422	1RB#0	23.65	PASS
Band71	10MHz	QPSK	133422	1RB#24	**24.21**	PASS
Band71	10MHz	QPSK	133422	1RB#49	23.79	PASS
Band71	10MHz	QPSK	133422	25RB#0	22.74	PASS
Band71	10MHz	QPSK	133422	25RB#12	22.73	PASS
Band71	10MHz	QPSK	133422	25RB#25	22.94	PASS
Band71	10MHz	QPSK	133422	50RB#0	22.78	PASS
Band71	10MHz	16QAM	133172	1RB#0	22.70	PASS
Band71	10MHz	16QAM	133172	1RB#24	23.27	PASS
Band71	10MHz	16QAM	133172	1RB#49	23.05	PASS
Band71	10MHz	16QAM	133172	25RB#0	21.82	PASS
Band71	10MHz	16QAM	133172	25RB#12	21.99	PASS
Band71	10MHz	16QAM	133172	25RB#25	21.89	PASS
Band71	10MHz	16QAM	133172	50RB#0	22.01	PASS
Band71	10MHz	16QAM	133297	1RB#0	22.57	PASS
Band71	10MHz	16QAM	133297	1RB#24	22.69	PASS
Band71	10MHz	16QAM	133297	1RB#49	22.42	PASS
Band71	10MHz	16QAM	133297	25RB#0	21.94	PASS
Band71	10MHz	16QAM	133297	25RB#12	21.84	PASS
Band71	10MHz	16QAM	133297	25RB#25	21.94	PASS
Band71	10MHz	16QAM	133297	50RB#0	21.75	PASS
Band71	10MHz	16QAM	133422	1RB#0	22.85	PASS
Band71	10MHz	16QAM	133422	1RB#24	23.60	PASS
Band71	10MHz	16QAM	133422	1RB#49	22.93	PASS
Band71	10MHz	16QAM	133422	25RB#0	22.05	PASS
Band71	10MHz	16QAM	133422	25RB#12	21.83	PASS
Band71	10MHz	16QAM	133422	25RB#25	21.96	PASS
Band71	10MHz	16QAM	133422	50RB#0	21.86	PASS
Band71	15MHz	QPSK	133197	1RB#0	23.65	PASS
Band71	15MHz	QPSK	133197	1RB#38	23.83	PASS
Band71	15MHz	QPSK	133197	1RB#74	23.59	PASS
Band71	15MHz	QPSK	133197	38RB#0	22.81	PASS
Band71	15MHz	QPSK	133197	38RB#18	22.94	PASS
Band71	15MHz	QPSK	133197	38RB#37	22.73	PASS
Band71	15MHz	QPSK	133197	75RB#0	22.91	PASS

Band71	15MHz	QPSK	133297	1RB#0	23.73	PASS
Band71	15MHz	QPSK	133297	1RB#38	23.59	PASS
Band71	15MHz	QPSK	133297	1RB#74	23.60	PASS
Band71	15MHz	QPSK	133297	38RB#0	22.76	PASS
Band71	15MHz	QPSK	133297	38RB#18	22.63	PASS
Band71	15MHz	QPSK	133297	38RB#37	22.75	PASS
Band71	15MHz	QPSK	133297	75RB#0	22.77	PASS
Band71	15MHz	QPSK	133397	1RB#0	23.67	PASS
Band71	15MHz	QPSK	133397	1RB#38	23.92	PASS
Band71	15MHz	QPSK	133397	1RB#74	23.67	PASS
Band71	15MHz	QPSK	133397	38RB#0	22.90	PASS
Band71	15MHz	QPSK	133397	38RB#18	23.60	PASS
Band71	15MHz	QPSK	133397	38RB#37	22.90	PASS
Band71	15MHz	QPSK	133397	75RB#0	22.92	PASS
Band71	15MHz	16QAM	133197	1RB#0	22.82	PASS
Band71	15MHz	16QAM	133197	1RB#38	22.87	PASS
Band71	15MHz	16QAM	133197	1RB#74	22.38	PASS
Band71	15MHz	16QAM	133197	38RB#0	22.80	PASS
Band71	15MHz	16QAM	133197	38RB#18	22.82	PASS
Band71	15MHz	16QAM	133197	38RB#37	22.72	PASS
Band71	15MHz	16QAM	133197	75RB#0	21.96	PASS
Band71	15MHz	16QAM	133297	1RB#0	22.97	PASS
Band71	15MHz	16QAM	133297	1RB#38	22.66	PASS
Band71	15MHz	16QAM	133297	1RB#74	22.59	PASS
Band71	15MHz	16QAM	133297	38RB#0	22.94	PASS
Band71	15MHz	16QAM	133297	38RB#18	22.63	PASS
Band71	15MHz	16QAM	133297	38RB#37	22.65	PASS
Band71	15MHz	16QAM	133297	75RB#0	21.87	PASS
Band71	15MHz	16QAM	133397	1RB#0	22.92	PASS
Band71	15MHz	16QAM	133397	1RB#38	23.70	PASS
Band71	15MHz	16QAM	133397	1RB#74	22.94	PASS
Band71	15MHz	16QAM	133397	38RB#0	22.90	PASS
Band71	15MHz	16QAM	133397	38RB#18	23.68	PASS
Band71	15MHz	16QAM	133397	38RB#37	22.93	PASS
Band71	15MHz	16QAM	133397	75RB#0	21.93	PASS
Band71	20MHz	QPSK	133222	1RB#0	23.63	PASS
Band71	20MHz	QPSK	133222	1RB#49	23.92	PASS

Band71	20MHz	QPSK	133222	1RB#99	23.61	PASS
Band71	20MHz	QPSK	133222	50RB#0	22.91	PASS
Band71	20MHz	QPSK	133222	50RB#25	22.98	PASS
Band71	20MHz	QPSK	133222	50RB#50	22.95	PASS
Band71	20MHz	QPSK	133222	100RB#0	22.96	PASS
Band71	20MHz	QPSK	133322	1RB#0	23.71	PASS
Band71	20MHz	QPSK	133322	1RB#49	**24.12**	PASS
Band71	20MHz	QPSK	133322	1RB#99	23.74	PASS
Band71	20MHz	QPSK	133322	50RB#0	22.93	PASS
Band71	20MHz	QPSK	133322	50RB#25	22.93	PASS
Band71	20MHz	QPSK	133322	50RB#50	22.82	PASS
Band71	20MHz	QPSK	133322	100RB#0	22.88	PASS
Band71	20MHz	QPSK	133372	1RB#0	23.77	PASS
Band71	20MHz	QPSK	133372	1RB#49	24.11	PASS
Band71	20MHz	QPSK	133372	1RB#99	23.47	PASS
Band71	20MHz	QPSK	133372	50RB#0	22.84	PASS
Band71	20MHz	QPSK	133372	50RB#25	22.84	PASS
Band71	20MHz	QPSK	133372	50RB#50	23.00	PASS
Band71	20MHz	QPSK	133372	100RB#0	22.93	PASS
Band71	20MHz	16QAM	133222	1RB#0	22.78	PASS
Band71	20MHz	16QAM	133222	1RB#49	23.47	PASS
Band71	20MHz	16QAM	133222	1RB#99	22.75	PASS
Band71	20MHz	16QAM	133222	50RB#0	21.97	PASS
Band71	20MHz	16QAM	133222	50RB#25	22.13	PASS
Band71	20MHz	16QAM	133222	50RB#50	21.91	PASS
Band71	20MHz	16QAM	133222	100RB#0	21.94	PASS
Band71	20MHz	16QAM	133322	1RB#0	23.57	PASS
Band71	20MHz	16QAM	133322	1RB#49	23.45	PASS
Band71	20MHz	16QAM	133322	1RB#99	23.31	PASS
Band71	20MHz	16QAM	133322	50RB#0	21.97	PASS
Band71	20MHz	16QAM	133322	50RB#25	21.96	PASS
Band71	20MHz	16QAM	133322	50RB#50	21.84	PASS
Band71	20MHz	16QAM	133322	100RB#0	21.88	PASS
Band71	20MHz	16QAM	133372	1RB#0	22.71	PASS
Band71	20MHz	16QAM	133372	1RB#49	22.90	PASS
Band71	20MHz	16QAM	133372	1RB#99	22.58	PASS
Band71	20MHz	16QAM	133372	50RB#0	21.92	PASS

Band71	20MHz	16QAM	133372	50RB#25	21.98	PASS
Band71	20MHz	16QAM	133372	50RB#50	22.05	PASS
Band71	20MHz	16QAM	133372	100RB#0	21.93	PASS

Remark:

1. Per KDB941225 D05 v02r05, Start with the largest channel bandwidth then measure SAR for QPSK with 1 RB allocation, using the RB offset and required test channel combination with the highest maximum output power among RB offsets at the upper edge, middle, and lower edge of each required test channel. When the reported SAR is≤ 0.8 W/kg, testing of the remaining RB offset configurations and required test channels is not required for 1 RB allocation; otherwise, SAR is required for the remaining required test channels and only for the RB offset configuration with the highest output power for that channel. 6 When the reported SAR of a required test channel is > 1.45 W/kg, SAR is required for all three RB offset configurations for that required test channel.
2. Per KDB941225 D05 v02r05, The procedures required for 1 RB allocation in 5.2.1 are applied to measure the SAR for QPSK with 50% RB allocation.
3. Per KDB941225 D05 v02r05, For QPSK with 100% RB allocation, SAR is not required when the highest maximum output power for 100 % RB allocation is less than the highest maximum output power in 50% and 1 RB allocations, and the highest reported SAR for 1 RB and 50% RB allocation in 5.2.1 and 5.2.2 are ≤ 0.8 W/kg. Otherwise, SAR is measured for the highest output power channel; and if the reported SAR is > 1.45 W/kg, the remaining required test channels must also be tested.
4. Per KDB941225 D05 v02r05, For each modulation besides QPSK; e.g., 16-QAM, 64-QAM, apply the QPSK procedures in 5.2.1, 5.2.2, and 5.2.3 to determine the QAM configurations that may need SAR measurement. For each configuration identified as required for testing, SAR is required only when the highest maximum output power for the configuration in the higher order modulation is > ½ dB higher than the same configuration in QPSK or when the reported SAR for the QPSK configuration is > 1.45 W/kg.

WLAN(2.4GHz) - Maximum Average Power					
Test Mode	**TX Type**	**Channel**	**Frequency (MHz)**	**Average Power (dBm)**	**Tune-up power (dBm)**
802.11b	SISO	CH 01	2412	17.40	**17.5**
		CH 06	2437	16.05	16.5
		CH 11	2462	15.33	15.5
802.11g	SISO	CH 01	2412	13.30	13.5
		CH 06	2437	13.22	13.5
		CH 11	2462	11.95	12.0
802.11n (20MHz)	SISO	CH 01	2412	12.79	13.0
		CH 06	2437	12.18	12.5
		CH 11	2462	11.48	11.5
802.11n (40MHz)	SISO	CH 03	2422	12.20	12.5
		CH 06	2437	11.80	12.0
		CH 09	2452	11.14	11.5

Remark:

1. Per KDB 248227 D01 v02r02, For 802.11b DSSS SAR measurements, DSSS SAR procedure applies to fixed exposure test position and initial test position procedure applies to multiple exposure test positions.

2. Per KDB 248227 D01 v02r02, For 802.11b DSSS SAR measurements ,when the reported SAR of the highest measured maximum output power channel (see 3.1) for the exposure configuration is ≤ 0.8 W/kg, no further SAR testing is required for 802.11b DSSS in that exposure configuration. When the reported SAR is > 0.8 W/kg, SAR is required for that exposure configuration using the next highest measured output power channel. When any reported SAR is > 1.2 W/kg, SAR is required for the third channel; i.e., all channels require testing.

3 .For OFDM modes (802.11g/n), SAR is not required when the highest reported SAR for DSSS is adjusted by the ratio of OFDM to DSSS specified maximum output power and it is <= 1.2W/kg.

4. Per KDB 248227 D01 v02r02, When multiple channel bandwidth configurations in a frequency band have the same specified maximum output power, the initial test configuration is determined by applying the following steps sequentially.

1) The largest channel bandwidth configuration is selected among the multiple configurations in a frequency band with the same specified maximum output power.

2) If multiple configurations have the same specified maximum output power and largest channel bandwidth, the lowest order modulation among the largest channel bandwidth configurations is selected.

3) If multiple configurations have the same specified maximum output power, largest channel bandwidth and lowest order modulation, the lowest data rate configuration among these configurations is selected.

4) When multiple transmission modes (802.11a/g/n/ac) have the same specified maximum output power, largest channel bandwidth, lowest order modulation and lowest data rate, the lowest order 802.11 mode is selected; i.e., 802.11a is chosen over 802.11n then 802.11ac or 802.11g is chosen over 802.11n.

9.2 Test Results for Standalone SAR Test

Body SAR

WCDMA Band II – Body SAR Test (Gap: 10mm)									
Plot No.	**Mode**	**Test Position Body**	**Frequency**		**Output Power (dBm)**	**Rated Limit (dBm)**	**Scaling Factor**	**SAR1g (W/kg)**	**Scaled SAR1g (W/kg)**
			CH.	**MHz**					
	RMC 12.2k	Front Face	9262	1852.4	23.77	24.0	1.054	1.165	1.228
	RMC 12.2k	Top Side	9262	1852.4	23.77	24.0	1.054	0.036	0.038
1.	RMC 12.2k	Front Face	9400	1880.0	23.64	24.0	1.086	1.258	**1.367**
	RMC 12.2k	Front Face	9538	1907.6	23.70	24.0	1.072	1.129	1.210

WCDMA Band IV– Body SAR Test (Gap: 10mm)									
Plot No.	**Mode**	**Test Position Body**	**Frequency**		**Output Power (dBm)**	**Rated Limit (dBm)**	**Scaling Factor**	**SAR1g (W/kg)**	**Scaled SAR1g (W/kg)**
			CH.	**MHz**					
	RMC 12.2k	Front Face	9538	1907.6	23.77	24.0	1.054	1.141	1.203
	RMC 12.2k	Top Side	9538	1907.6	23.77	24.0	1.054	0.043	0.045
2.	RMC 12.2k	Front Face	9262	1852.4	23.54	24.0	1.112	1.259	**1.400**
	RMC 12.2k	Front Face	9400	1880.0	23.51	24.0	1.119	0.926	1.037

WCDMA Band V –Body SAR Test (Gap: 10mm)									
Plot No.	**Mode**	**Test Position Body**	**Frequency**		**Output Power (dBm)**	**Rated Limit (dBm)**	**Scaling Factor**	**SAR1g (W/kg)**	**Scaled SAR1g (W/kg)**
			CH.	**MHz**					
3.	RMC 12.2k	Front Face	4233	846.6	23.47	23.5	1.007	0.484	**0.487**
	RMC 12.2k	Top Side	4233	846.6	23.47	23.5	1.007	0.029	0.029

LTE Band 2–Body SAR Test (Gap: 10mm)								
Plot No.	**Mode**	**Test Position**	**Frequency**	**Output Power**	**Rated Limit**	**Scaling Factor**	**SAR1g (W/kg)**	**Scaled SAR1g (W/kg)**
	Modulation, Bandwidth, RB	**Body**	**MHz**	**(dBm)**	**(dBm)**			
	QPSK 10MHz 1RB	Front Face	1880.0	24.25	24.5	1.059	0.987	1.045
	QPSK 10MHz 1RB	Top Side	1880.0	24.25	24.5	1.059	0.034	0.036
	QPSK 10MHz 1RB	Front Face	1855.0	23.95	24.0	1.012	1.006	1.018
	QPSK 10MHz 1RB	Front Face	1905.0	23.95	24.0	1.012	1.151	1.164
	QPSK 10MHz 50%RB	Front Face	1880.0	24.25	24.5	1.059	0.877	0.929
	QPSK 10MHz 50%RB	Top Side	1880.0	24.25	24.5	1.059	0.020	0.021
	QPSK 10MHz 50%RB	Front Face	1855.0	23.95	24.0	1.012	0.721	0.729
	QPSK 10MHz 50%RB	Front Face	1905.0	23.95	24.0	1.012	0.801	0.810
	QPSK 20MHz 1RB	Front Face	1860.0	24.07	24.5	1.104	1.112	1.228
	QPSK 20MHz 1RB	Top Side	1860.0	24.07	24.5	1.104	0.038	0.042
	QPSK 20MHz 1RB	Front Face	1880.0	24.03	24.5	1.114	1.068	1.190
4.	QPSK 20MHz 1RB	Front Face	1900.0	23.92	24.0	1.019	1.255	**1.278**
	QPSK 20MHz 50%RB	Front Face	1860.0	24.07	24.5	1.104	0.987	1.090
	QPSK 20MHz 50%RB	Top Side	1860.0	24.07	24.5	1.104	0.021	0.023
	QPSK 20MHz 50%RB	Front Face	1880.0	24.03	24.5	1.114	0.765	0.852
	QPSK 20MHz 50%RB	Front Face	1900.0	23.92	24.0	1.019	0.833	0.848

LTE Band 4–Body SAR Test (Gap: 10mm)								
Plot No.	**Mode**	**Test Position**	**Frequency**	**Output Power**	**Rated Limit**	**Scaling Factor**	**SAR1g (W/kg)**	**Scaled SAR1g (W/kg)**
	Modulation, Bandwidth, RB	**Body**	**MHz**	**(dBm)**	**(dBm)**			
5.	QPSK 20MHz 1RB	Front Face	1745.0	23.62	24.0	1.091	0.652	**0.712**
	QPSK 20MHz 1RB	Top Side	1745.0	23.62	24.0	1.091	0.034	0.037
	QPSK 20MHz 50%RB	Front Face	1745.0	23.62	24.0	1.091	0.512	0.559
	QPSK 20MHz 50%RB	Top Side	1745.0	23.62	24.0	1.091	0.021	0.023

LTE Band 5–Body SAR Test (Gap: 10mm)								
Plot No.	**Mode**	**Test Position**	**Frequency**	**Output Power**	**Rated Limit**	**Scaling Factor**	**SAR1g (W/kg)**	**Scaled SAR1g (W/kg)**
	Modulation, Bandwidth, RB	**Body**	**MHz**	**(dBm)**	**(dBm)**			
	QPSK 1.4MHz 1RB	Front Face	836.5	24.43	24.5	1.016	0.607	0.617
	QPSK 1.4MHz 1RB	Top Side	836.5	24.43	24.5	1.016	0.024	0.024
	QPSK 1.4MHz 50%RB	Front Face	836.5	24.43	24.5	1.016	0.521	0.529
	QPSK 1.4MHz 50%RB	Top Side	836.5	24.43	24.5	1.016	0.008	0.008
6.	QPSK 10MHz 1RB	Front Face	836.5	24.35	24.5	1.035	0.630	**0.652**
.	QPSK 10MHz 1RB	Top Side	836.5	24.35	24.5	1.035	0.023	0.024
	QPSK 10MHz 50%RB	Front Face	836.5	24.35	24.5	1.035	0.555	0.575
	QPSK 10MHz 50%RB	Top Side	836.5	24.35	24.5	1.035	0.010	0.010

LTE Band 12–Body SAR Test (Gap: 10mm)								
Plot No.	**Mode**	**Test Position**	**Frequency**	**Output Power**	**Rated Limit**	**Scaling Factor**	**SAR1g (W/kg)**	**Scaled SAR1g (W/kg)**
	Modulation, Bandwidth, RB	**Body**	**MHz**	**(dBm)**	**(dBm)**			
	QPSK 1.4MHz 1RB	Front Face	715.3	24.13	24.5	1.089	1.021	1.112
	QPSK 1.4MHz 1RB	Top Side	715.3	24.13	24.5	1.089	0.071	0.077
	QPSK 1.4MHz 1RB	Front Face	699.7	23.62	24.0	1.091	1.019	1.112
	QPSK 1.4MHz 1RB	Front Face	707.5	23.73	24.0	1.064	0.941	1.001
	QPSK 1.4MHz 50%RB	Front Face	715.3	24.13	24.5	1.089	0.972	1.058
	QPSK 1.4MHz 50%RB	Top Side	715.3	24.13	24.5	1.089	0.041	0.045
	QPSK 1.4MHz 50%RB	Front Face	699.7	23.62	24.0	1.091	0.871	0.951
	QPSK 1.4MHz 50%RB	Front Face	707.5	23.73	24.0	1.064	0.752	0.800
	QPSK 10MHz 1RB	Front Face	711.0	23.94	24.0	1.014	1.128	1.144
	QPSK 10MHz 1RB	Top Side	711.0	23.94	24.0	1.014	0.080	0.081
7.	QPSK 10MHz 1RB	Front Face	704.0	23.67	24.0	1.079	1.181	**1.274**
	QPSK 10MHz 1RB	Front Face	707.5	23.54	24.0	1.112	0.989	1.100
	QPSK 10MHz 50%RB	Front Face	711.0	23.94	24.0	1.014	0.998	1.012
	QPSK 10MHz 50%RB	Top Side	711.0	23.94	24.0	1.014	0.043	0.044
	QPSK 10MHz 50%RB	Front Face	704.0	23.67	24.0	1.079	0.887	0.957
	QPSK 10MHz 50%RB	Front Face	707.5	23.54	24.0	1.112	0.765	0.850

LTE Band 13–Body SAR Test (Gap: 10mm)								
Plot No.	**Mode**	**Test Position**	**Frequency**	**Output Power**	**Rated Limit**	**Scaling Factor**	**SAR1g (W/kg)**	**Scaled SAR1g (W/kg)**
	Modulation, Bandwidth, RB	**Body**	**MHz**	**(dBm)**	**(dBm)**			
	QPSK 5MHz 1RB	Front Face	779.5	24.36	24.5	1.033	0.641	0.662
	QPSK 5MHz 1RB	Top Side	779.5	24.36	24.5	1.033	0.039	0.040
	QPSK 5MHz 50%RB	Front Face	779.5	24.36	24.5	1.033	0.512	0.529
	QPSK 5MHz 50%RB	Top Side	779.5	24.36	24.5	1.033	0.013	0.013
8.	QPSK 10MHz 1RB	Front Face	782.0	23.95	24.0	1.012	0.685	**0.693**
.	QPSK 10MHz 1RB	Top Side	782.0	24.36	24.5	1.033	0.048	0.050
	QPSK 10MHz 50%RB	Front Face	782.0	24.36	24.5	1.033	0.536	0.554
	QPSK 10MHz 50%RB	Top Side	782.0	24.36	24.5	1.033	0.023	0.024

LTE Band 14–Body SAR Test (Gap: 10mm)								
Plot No.	**Mode**	**Test Position**	**Frequency**	**Output Power**	**Rated Limit**	**Scaling Factor**	**SAR1g (W/kg)**	**Scaled SAR1g (W/kg)**
	Modulation, Bandwidth, RB	**Body**	**MHz**	**(dBm)**	**(dBm)**			
	QPSK 5MHz 1RB	Front Face	790.5	24.71	25.0	1.069	0.615	0.657
	QPSK 5MHz 1RB	Top Side	790.5	24.71	25.0	1.069	0.041	0.044
	QPSK 5MHz 50%RB	Front Face	790.5	24.71	25.0	1.069	0.547	0.585
	QPSK 5MHz 50%RB	Top Side	790.5	24.71	25.0	1.069	0.028	0.030
9.	QPSK 10MHz 1RB	Front Face	793.0	24.38	24.5	1.028	0.671	**0.690**
.	QPSK 10MHz 1RB	Top Side	793.0	24.38	24.5	1.028	0.044	0.045
	QPSK 10MHz 50%RB	Front Face	793.0	24.38	24.5	1.028	0.601	0.618
	QPSK 10MHz 50%RB	Top Side	793.0	24.38	24.5	1.028	0.025	0.026

LTE Band 66–Body SAR Test (Gap: 10mm)								
Plot No.	**Mode**	**Test Position**	**Frequency**	**Output Power**	**Rated Limit**	**Scaling Factor**	**SAR1g (W/kg)**	**Scaled SAR1g (W/kg)**
	Modulation, Bandwidth, RB	**Body**	**MHz**	**(dBm)**	**(dBm)**			
10.	QPSK 20MHz 1RB	Front Face	1745.0	24.69	25.0	1.074	0.715	**0.768**
	QPSK 20MHz 1RB	Top Side	1745.0	24.69	25.0	1.074	0.049	0.053
	QPSK 20MHz 50%RB	Front Face	1745.0	24.69	25.0	1.074	0.638	0.685
	QPSK 20MHz 50%RB	Top Side	1745.0	24.69	25.0	1.074	0.030	0.032

LTE Band 71–Body SAR Test (Gap: 10mm)								
Plot No.	**Mode**	**Test Position Body**	**Frequency**	**Output Power (dBm)**	**Rated Limit (dBm)**	**Scaling Factor**	**SAR1g (W/kg)**	**Scaled SAR1g (W/kg)**
	Modulation, Bandwidth, RB		**MHz**					
	QPSK 10MHz 1RB	Front Face	683.0	24.21	24.5	1.069	0.684	0.731
	QPSK 10MHz 1RB	Top Side	683.0	24.21	24.5	1.069	0.048	0.051
	QPSK 10MHz 50%RB	Front Face	683.0	24.21	24.5	1.069	0.518	0.554
	QPSK 10MHz 50%RB	Top Side	683.0	24.21	24.5	1.069	0.034	0.036
11.	QPSK 20MHz 1RB	Front Face	673.0	24.12	24.5	1.091	0.749	**0.817**
	QPSK 20MHz 1RB	Top Side	673.0	24.12	24.5	1.091	0.042	0.046
	QPSK 20MHz 1RB	Front Face	680.5	23.92	24.0	1.019	0.687	0.700
	QPSK 20MHz 1RB	Front Face	688.0	24.11	24.5	1.094	0.694	0.759
	QPSK 20MHz 50%RB	Front Face	673.0	24.12	24.5	1.091	0.534	0.583
	QPSK 20MHz 50%RB	Top Side	673.0	24.12	24.5	1.091	0.031	0.034

WLAN 2.4GHz –Body SAR Test (Gap: 10mm)									
Plot No.	**Mode**	**Test Position Body**	**Frequency**		**Output Power (dBm)**	**Rated Limit (dBm)**	**Scaling Factor**	**SAR1g (W/kg)**	**Scaled SAR1g (W/kg)**
			CH.	**MHz**					
	802.11b	Back Side	CH 01	2412	17.40	17.5	1.023	0.054	0.055
	802.11b	Front Side	CH 01	2412	17.40	17.5	1.023	0.074	0.076
12.	802.11b	Right Side	CH 01	2412	17.40	17.5	1.023	0.084	**0.086**

Repeated SAR

WCDMA								
Mode	Test Position Body	Frequency		SAR1g (W/kg)	Repeated SAR		Ratio	
		CH.	MHz		1	2	1	2
WCDMA Band II	Front Face	9262	1852.4	1.165	1.124	/	1.036	/
WCDMA Band II	Front Face	9400	1880.0	1.258	1.224	/	1.028	/
WCDMA Band II	Front Face	9538	1907.6	1.129	1.113	/	1.014	/
WCDMA Band IV	Front Face	9538	1907.6	1.141	1.126	/	1.013	/
WCDMA Band IV	Front Face	9262	1852.4	1.259	1.241	/	1.015	/
WCDMA Band IV	Front Face	9400	1880.0	0.926	0.912	/	1.015	/

LTE Band 2							
Mode	Test Position Body	Frequency	SAR1g (W/kg)	Repeated SAR		Ratio	
		MHz		1	2	1	2
QPSK 10MHz 1RB	Front Face	1880.0	0.987	0.971	/	1.016	/
QPSK 10MHz 1RB	Front Face	1855.0	1.006	0.981	/	1.025	/
QPSK 10MHz 1RB	Front Face	1905.0	1.151	1.135	/	1.014	/
QPSK 10MHz 50%RB	Front Face	1880.0	0.877	0.861	/	1.019	/
QPSK 10MHz 50%RB	Front Face	1905.0	0.801	0.785	/	1.020	/
QPSK 20MHz 1RB	Front Face	1860.0	1.112	1.104	/	1.007	/
QPSK 20MHz 1RB	Front Face	1880.0	1.068	1.046	/	1.021	/
QPSK 20MHz 1RB	Front Face	1900.0	1.255	1.226	/	1.024	/
QPSK 20MHz 50%RB	Front Face	1860.0	0.987	0.974	/	1.013	/
QPSK 20MHz 50%RB	Front Face	1900.0	0.833	0.819	/	1.017	/

LTE Band 12							
Mode	Test Position Body	Frequency	SAR1g (W/kg)	Repeated SAR		Ratio	
		MHz		1	2	1	2
QPSK 1.4MHz 1RB	Front Face	715.3	1.021	1.004	/	1.017	/
QPSK 1.4MHz 1RB	Front Face	699.7	1.019	1.005	/	1.014	/
QPSK 1.4MHz 1RB	Front Face	707.5	0.941	0.924	/	1.018	/
QPSK 1.4MHz 50%RB	Front Face	715.3	0.972	0.958	/	1.015	/
QPSK 1.4MHz 50%RB	Front Face	699.7	0.871	0.853	/	1.021	/
QPSK 10MHz 1RB	Front Face	711.0	1.128	1.107	/	1.019	/
QPSK 10MHz 1RB	Front Face	704.0	1.181	1.165	/	1.014	/
QPSK 10MHz 1RB	Front Face	707.5	0.989	0.965	/	1.025	/
QPSK 10MHz 50%RB	Front Face	711.0	0.998	0.972	/	1.027	/
QPSK 10MHz 50%RB	Front Face	704.0	0.887	0.878	/	1.010	/

Remark:

1. Per KDB 447498 D01 v06, if the highest output channel SAR for each exposure position ≤ 0.8 W/kg other channels SAR tests are not necessary.
2. Repeated measurement is not required when the original highest measured SAR is < 0.80 W/kg; steps 3) through 5) do not apply.
3. When the original highest measured SAR is ⩾ 0.80 W/kg, repeat that measurement once.
4. Perform a second repeated measurement only if the ratio of largest to smallest SAR for the original and first repeated measurements is > 1.20 or when the original or repeated measurement is⩾ 1.45 W/kg (~ 10% from the 1-g SAR limit).
5. Perform a third repeated measurement only if the original, first or second repeated measurement is ⩾ 1.5 W/kg and the ratio of largest to smallest SAR for the original, first and second repeated measurements is > 1.20.

9.3 Simultaneous Multi-band Transmission SAR Analysis

List of Mode for Simultaneous Multi-band Transmission

No.	Configurations	Body SAR
1	WCDMA (Voice/Data)+ WLAN(2.4GHz)(Data)	Yes
2	LTE(Data) + WLAN(2.4GHz)(Data)	Yes

Remark:

1. WCDMA and LTE, the same antenna, and cannot transmit simultaneously.
2. According to the KDB 447498 D01 v06, when standalone SAR test exclusion applies to an antenna that transmits simultaneously with other antennas, the standalone SAR must be estimated according to following to determine simultaneous transmission SAR test exclusion:
(max. power of channel, including tune-up tolerance, mW)/(min. test separation distance, mm)]·[√f(GHz)/x] W/kg for test separation distances ≤ 50 mm;
where x = 7.5 for 1-g SAR, and x = 18.75 for 10-g SAR.
3. The maximum SAR summation is calculated based on the same configuration and test position.

Body SAR

WWAN and WLAN

	WWAN		WLAN(2.4GHz)	Summed SAR (W/kg)
Position	Band	Scaled SAR (W/kg)	Scaled SAR (W/kg)	
Back	WCDMA	--	0.055	0.055
Front	WCDMA	**1.400**	0.076	**1.476**
Right side	WCDMA	--	**0.086**	0.086
Left side	WCDMA	--	--	--
Bottom side	WCDMA	--	--	--
Top side	WCDMA	0.045	--	0.045
Back	LTE	--	0.055	0.055
Front	LTE	**1.278**	0.076	1.354
Right side	LTE	--	**0.086**	0.086
Left side	LTE	--	--	--
Bottom side	LTE	--	--	--
Top side	LTE	0.081	--	0.081

10. Measurement Uncertainty

10.1 Uncertainty for SAR Test

a	b	c	d	e= f(d,k)	f	g	h= c*f/e	i= c*g/e	k
Uncertainty Component	**Sec.**	**Tol (+- %)**	**Prob. Dist.**	**Div.**	**Ci (1g)**	**Ci (10g)**	**1g Ui (+-%)**	**10g Ui (+-%)**	**Vi**
Measurement System									
Probe calibration	E.2.1	7.0	N	1	1	1	7.00	7.00	∝
Axial Isotropy	E.2.2	2.5	R	√3	(1_Cp)^1/2	(1_Cp)^1/2	1.02	1.02	∝
Hemispherical Isotropy	E.2.2	4.0	R	√3	(Cp)^1/2	(Cp)^1/2	1.63	1.63	∝
Boundary effect	E.2.3	1.0	R	√3	1	1	0.58	0.58	∝
Linearity	E.2.4	5.0	R	√3	1	1	2.89	2.89	∝
System detection limits	E.2.5	1.0	R	√3	1	1	0.58	0.58	∝
Readout Electronics	E.2.6	0.02	N	1	1	1	0.02	0.02	∝
Reponse Time	E.2.7	3.0	R	√3	1	1	1.73	1.73	∝
Integration Time	E.2.8	2.0	R	√3	1	1	1.15	1.15	∝
RF ambient Conditions – Noise	E.6.1	0	R	√3	1	1	1.73	1.73	∝
RF ambient Conditions - Reflections	E.6.1	0	R	√3	1	1	1.73	1.73	∝
Probe positioner Mechanical Tolerance	E.6.2	2.0	R	√3	1	1	1.15	1.15	∝
Probe positioning with respect to Phantom Shell	E.6.3	0.05	R	√3	1	1	0.03	0.03	∝
Extrapolation, interpolation and integration Algoritms for Max. SAR Evaluation	E.5	5.0	R	√3	1	1	2.89	2.89	∝
Test Sample Related									
Test sample positioning	E.4.2	0.03	N	1	1	1	0.03	0.03	N−1
Device Holder Uncertainty	E.4.1	5.00	N	1	1	1	5.00	5.00	
Output power Variation - SAR drift measurement	E.2.9	12.02	R	√3	1	1	6.94	6.94	∝
SAR scaling	E6.5	0.0	R	√3	1	1	0.0	0.0	∝
Phantom and Tissue Parameters									
Phantom Uncertainty (Shape and thickness tolerances)	E.3.1	0.05	R	√3	1	1	0.03	0.03	∝
Uncertainty in SAR correction for deviations in permittivity and conductivity	E3.2	1.9	R	√3	1	0.84	1.10	0.90	∝

Liquid conductivity - deviation from target value	E.3.2	5.00	R	√3	0.64	0.43	1.85	1.24	∝
Liquid conductivity - measurement uncertainty	E.3.3	5.00	N	1	0.64	0.43	3.20	2.15	∝
Liquid permittivity - deviation from target value	E.3.2	0.37	R	√3	0.6	0.49	0.13	0.10	∝
Liquid permittivity - measurement uncertainty	E.3.3	10.00	N	1	0.6	0.49	6.00	4.90	∝
Combined Standard Uncertainty			RSS				10.20	10.00	
Expanded Uncertainty (95% Confidence interval)			K=2				20.40	20.00	

Annex A. Plots of System Performance Check

MEASUREMENT 1

Type: Validation measurement (Fast, 75.00 %)
Measurement duration: 7 minutes 21 seconds
E-field Probe: SSE2 - SN 18/21 EPGO356; ConvF: 1.66; Calibrated: 2022-07-08

A. Experimental conditions

Area Scan	dx=8mm dy=8mm
Zoom Scan	dx=5mm dy=5mm dz=4mm
Phantom	Validation plane
Device Position	Dipole
Band	CW750
Signal	Duty Cycle 1:1

B. SAR Measurement Results

Frequency (MHz)	750.000000
Relative Permittivity (real part)	40.310574
Conductivity (S/m)	0.872373
Power Variation (%)	0.038363
Ambient Temperature	21.4
Liquid Temperature	21.4

SURFACE SAR	VOLUME SAR
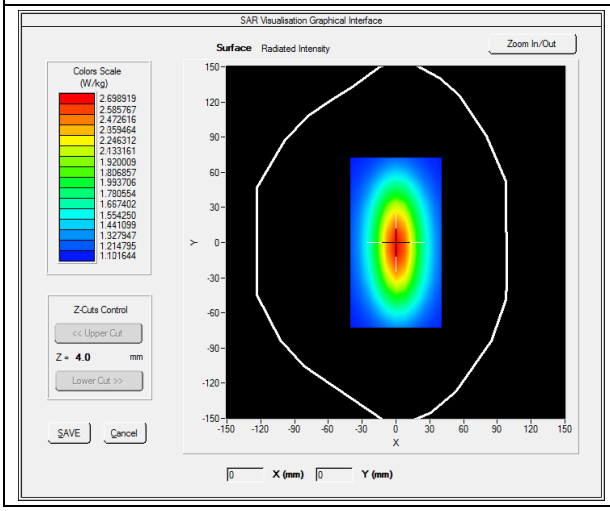	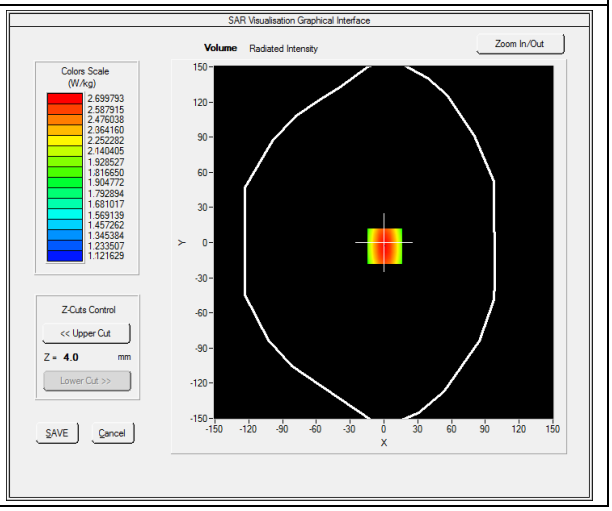

Maximum location: X=0.00, Y=0.00

SAR 10g (W/Kg)	**1.042744**
SAR 1g (W/Kg)	**2.164534**

Z Axis Scan

Z (mm)	**0.00**	**4.00**	**9.00**	**14.00**	**19.00**	**24.00**	**29.00**
SAR (W/Kg)	**0.0000**	**2.3634**	**1.8023**	**1.4523**	**1.2514**	**1.1005**	**1.0245**

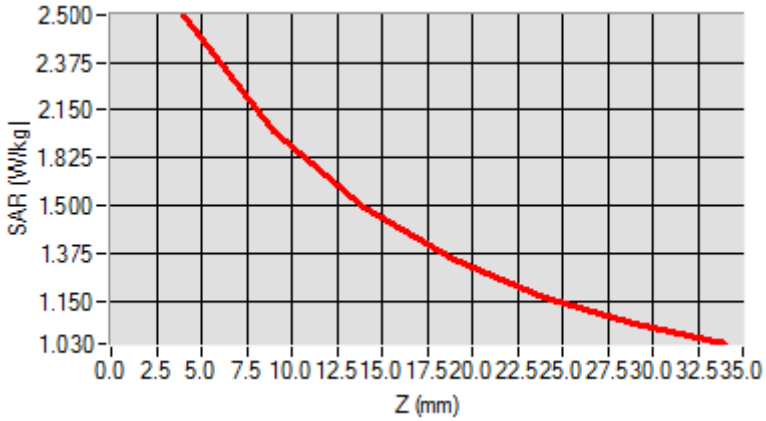

3D screen shot	**Hot spot position**
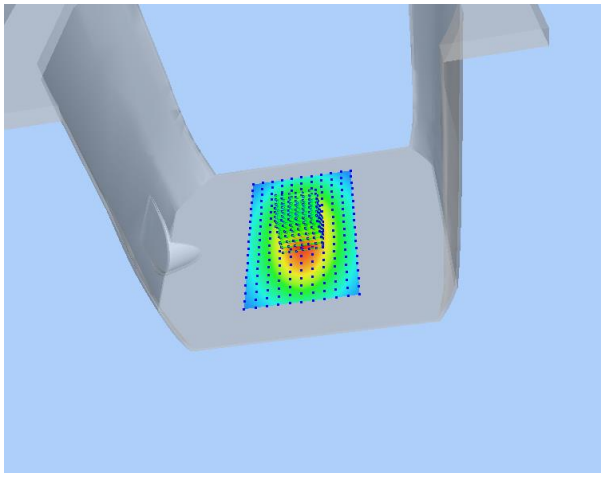	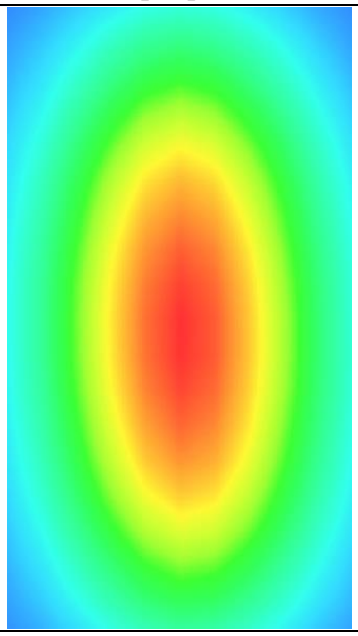

MEASUREMENT 2

Type: Validation measurement (Fast, 75.00 %)
Measurement duration: 7 minutes 21 seconds
E-field Probe: SSE2 - SN 18/21 EPGO356; ConvF: 1.71; Calibrated: 2022-07-08

A. Experimental conditions

Area Scan	dx=8mm dy=8mm
Zoom Scan	dx=5mm dy=5mm dz=4mm
Phantom	Validation plane
Device Position	Dipole
Band	CW835
Signal	Duty Cycle 1:1

B. SAR Measurement Results

Frequency (MHz)	835.000000
Relative Permittivity (real part)	41.160245
Conductivity (S/m)	0.881245
Power Variation (%)	0.038437
Ambient Temperature	21.4
Liquid Temperature	21.4

SURFACE SAR	VOLUME SAR
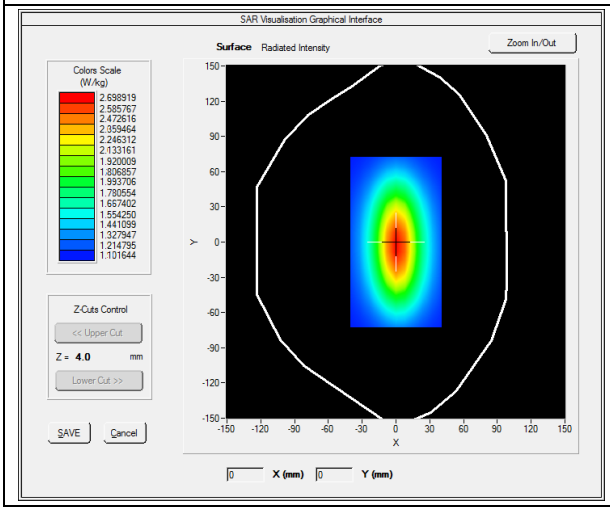	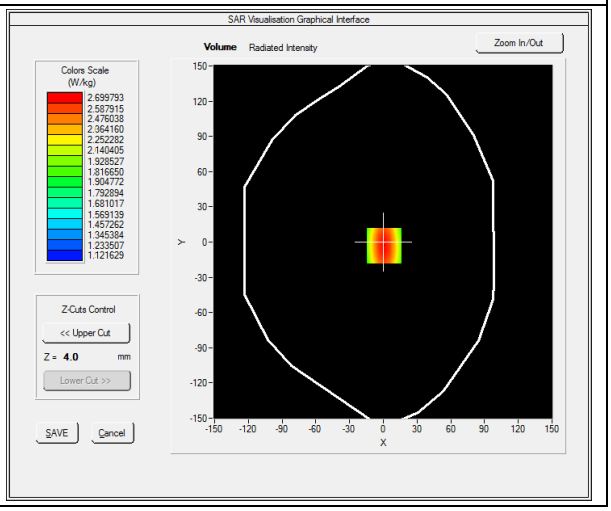

Maximum location: X=0.00, Y=0.00

SAR 10g (W/Kg)	**1.519489**
SAR 1g (W/Kg)	**2.411253**

Z Axis Scan

Z (mm)	**0.00**	**4.00**	**9.00**	**14.00**	**19.00**	**24.00**	**29.00**
SAR (W/Kg)	**0.0000**	**2.4900**	**1.8942**	**1.4811**	**1.3541**	**1.1123**	**1.0539**

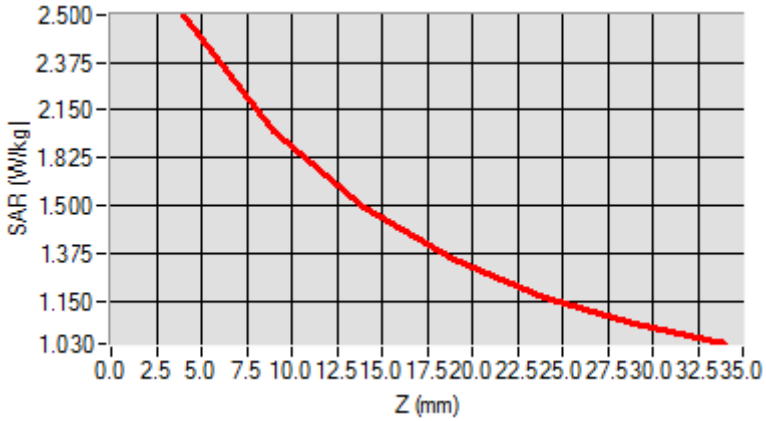

3D screen shot	**Hot spot position**
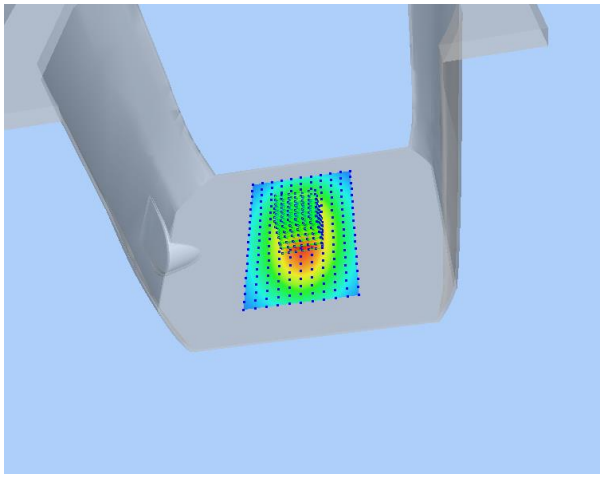	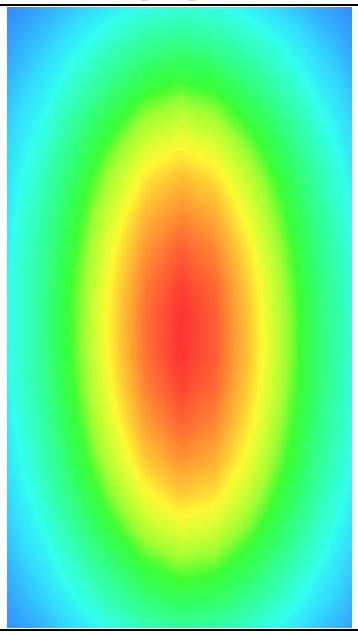

MEASUREMENT 3

Type: Validation measurement (Fast, 75.00 %)
Measurement duration: 12 minutes 21 seconds
E-field Probe: SSE2 - SN 18/21 EPGO356; ConvF: 2.11; Calibrated: 2022-07-08

A. Experimental conditions

Area Scan	dx=8mm dy=8mm
Zoom Scan	dx=5mm dy=5mm dz=4mm
Phantom	Validation plane
Device Position	Dipole
Band	CW1800
Signal	CW (Crest factor: 1.0)

B. SAR Measurement Results

Frequency (MHz)	1800.000000
Relative Permittivity (real part)	39.603890
Conductivity (S/m)	1.372504
Power Variation (%)	1.401232
Ambient Temperature	21.4
Liquid Temperature	21.4

SURFACE SAR	VOLUME SAR
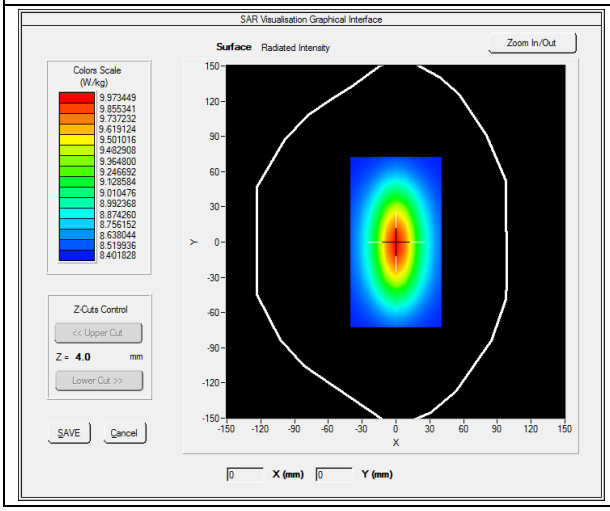	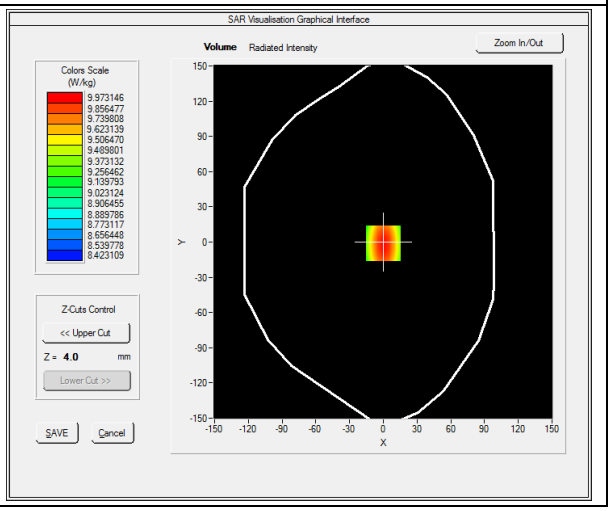

Maximum location: X=0.00, Y=0.00

SAR 10g (W/Kg)	**5.171252**
SAR 1g (W/Kg)	**9.611250**

Z Axis Scan

Z (mm)	**0.00**	**4.00**	**9.00**	**14.00**	**19.00**	**24.00**	**29.00**
SAR (W/Kg)	**0.0000**	**10.3455**	**7.1125**	**5.1026**	**3.425**	**3.0242**	**2.1125**

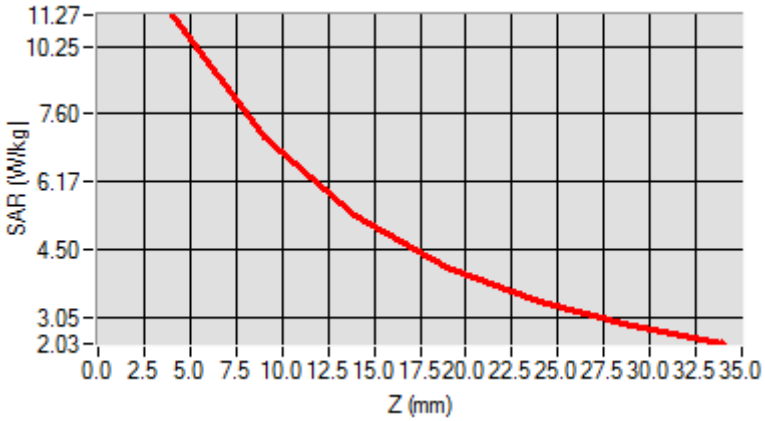

3D screen shot	**Hot spot position**
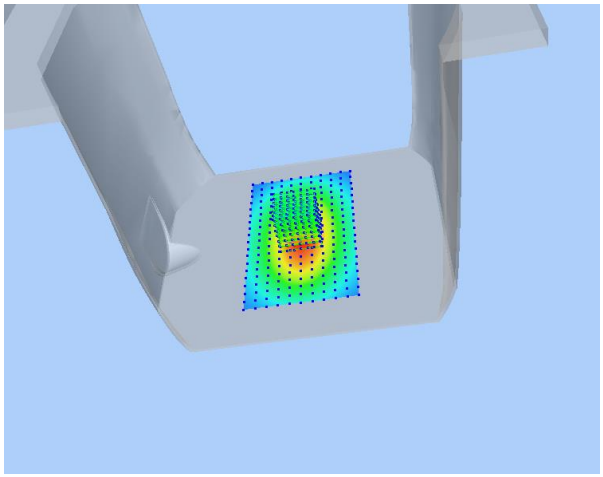	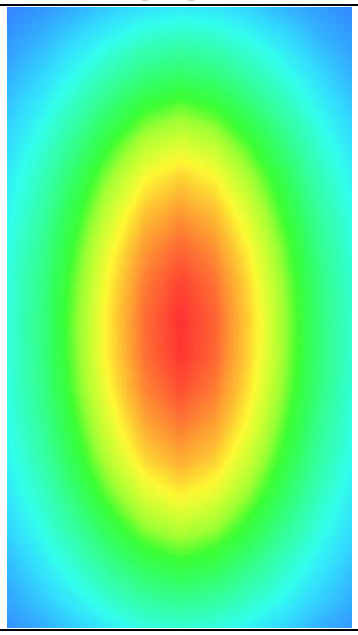

MEASUREMENT 4

Type: Validation measurement (Fast, 75.00 %)
Measurement duration: 12 minutes 21 seconds
E-field Probe: SSE2 - SN 18/21 EPGO356; ConvF: 2.21; Calibrated: 2022-07-08

A. Experimental conditions

Area Scan	dx=8mm dy=8mm
Zoom Scan	dx=5mm dy=5mm dz=4mm
Phantom	Validation plane
Device Position	Dipole
Band	CW1900
Signal	Duty Cycle 1:1

B. SAR Measurement Results

Frequency (MHz)	1900.000000
Relative Permittivity (real part)	39.581247
Conductivity (S/m)	1.380369
Power Variation (%)	1.022540
Ambient Temperature	21.4
Liquid Temperature	21.4

SURFACE SAR	VOLUME SAR
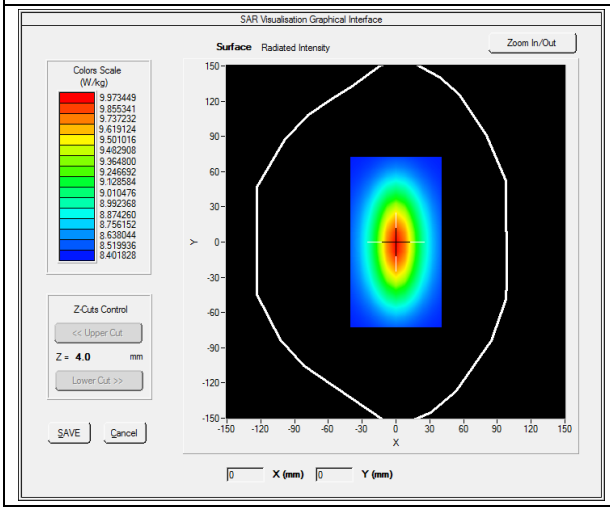	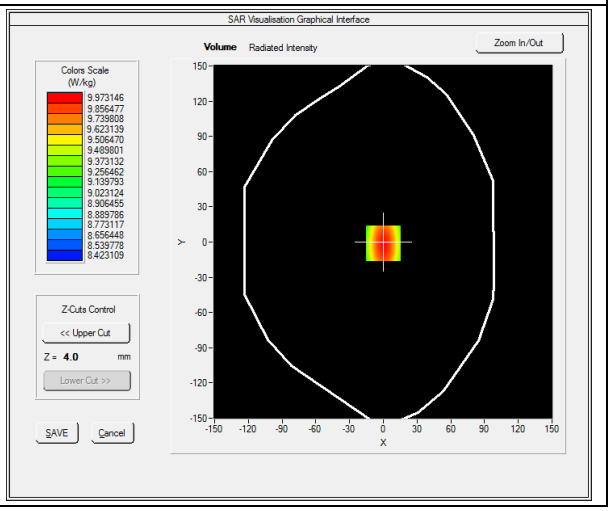

Maximum location: X=0.00, Y=0.00

SAR 10g (W/Kg)	**5.174526**
SAR 1g (W/Kg)	**9.913214**

Z Axis Scan

Z (mm)	**0.00**	**4.00**	**9.00**	**14.00**	**19.00**	**24.00**	**29.00**
SAR (W/Kg)	**0.0000**	**10.2354**	**6.8400**	**5.0121**	**4.1189**	**3.0522**	**2.8424**

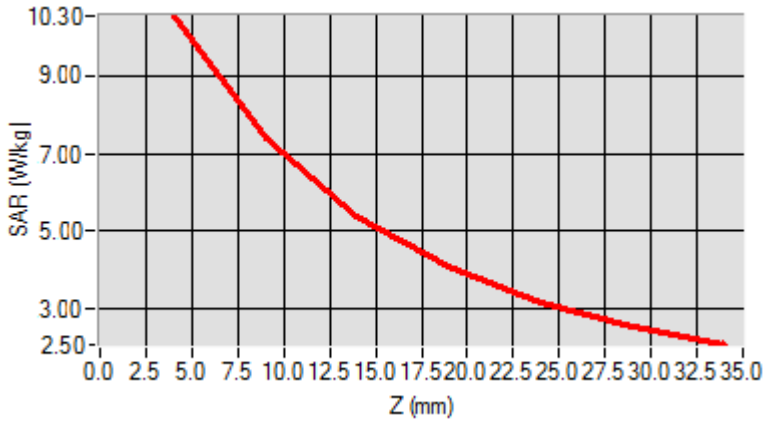

3D screen shot	**Hot spot position**
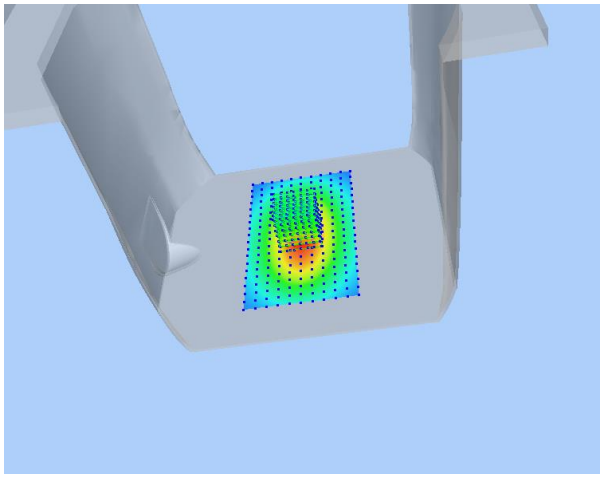	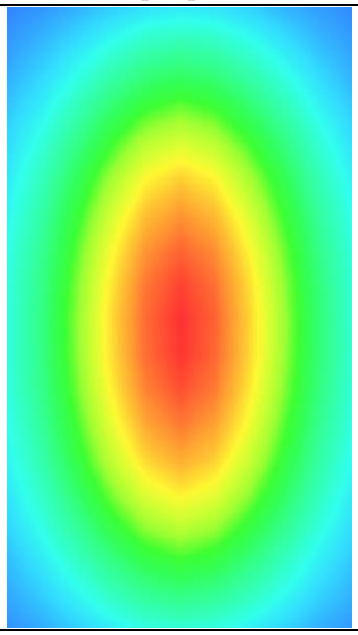

MEASUREMENT 5

Type: Validation measurement (Fast, 75.00 %)
Measurement duration: 12 minutes 21 seconds
E-field Probe: SSE2 - SN 18/21 EPGO356; ConvF: 2.29; Calibrated: 2022-07-08

A. Experimental conditions

Area Scan	dx=8mm dy=8mm
Zoom Scan	dx=5mm dy=5mm dz=4mm
Phantom	Validation plane
Device Position	Dipole
Band	CW2450
Signal	Duty Cycle 1:1

B. SAR Measurement Results

Frequency (MHz)	2450.000000
Relative Permittivity (real part)	38.593660
Conductivity (S/m)	1.770236
Power Variation (%)	1.141452
Ambient Temperature	21.4
Liquid Temperature	21.4

SURFACE SAR	VOLUME SAR
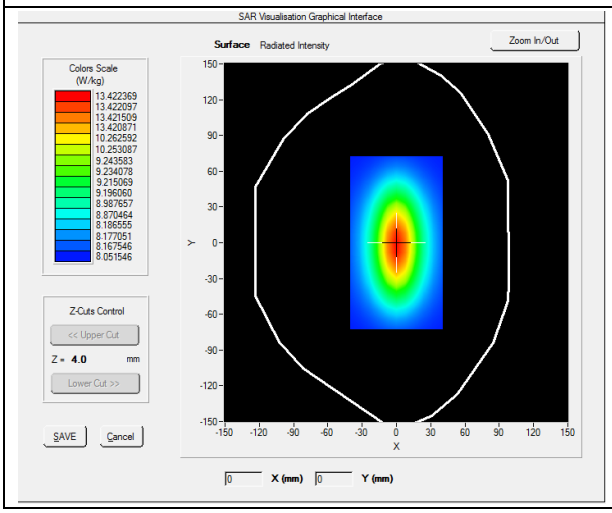	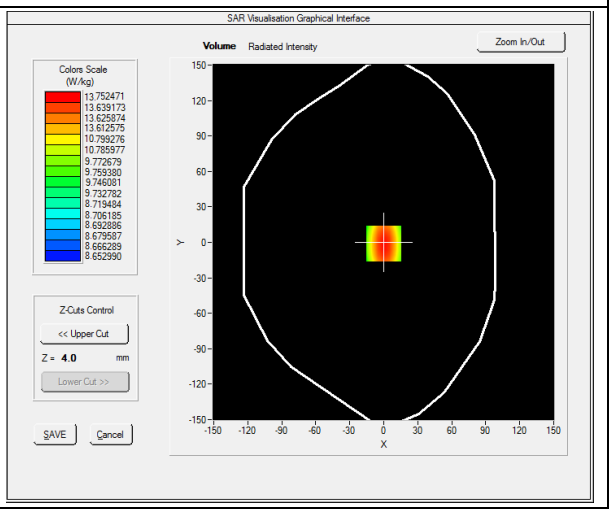

Maximum location: X=0.00, Y=0.00

SAR 10g (W/Kg)	**8.020427**
SAR 1g (W/Kg)	**13.452457**

Z Axis Scan

Z (mm)	**0.00**	**4.00**	**9.00**	**14.00**	**19.00**	**24.00**	**29.00**
SAR (W/Kg)	**0.0000**	**14.1034**	**12.0012**	**10.2624**	**7.4715**	**5.9022**	**4.5114**

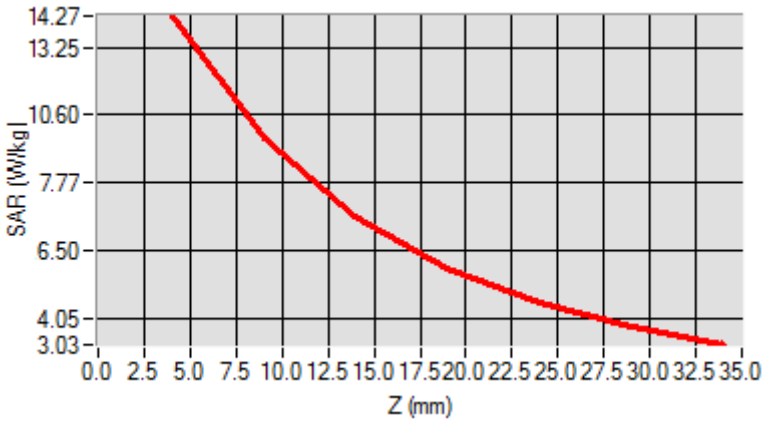

3D screen shot	**Hot spot position**
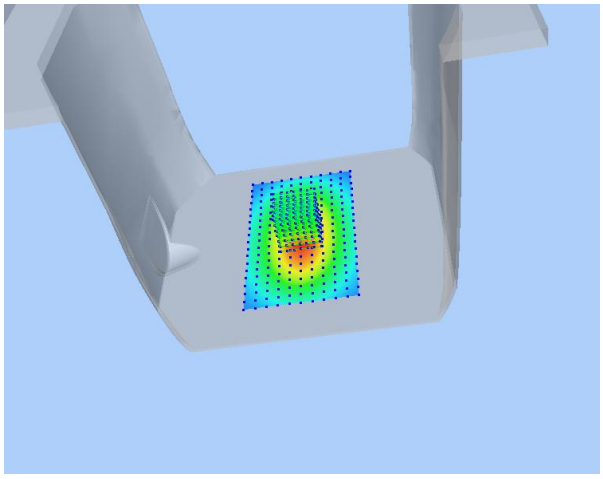	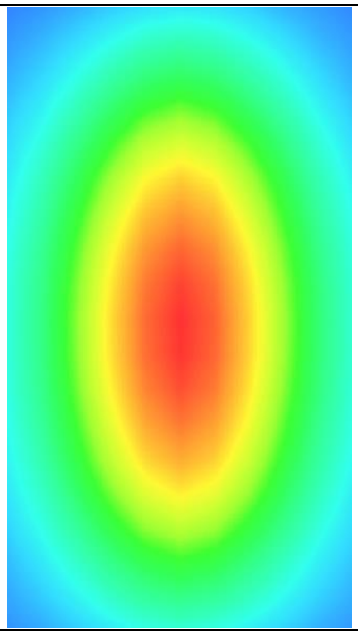

Annex B. Plots of SAR Measurement

MEASUREMENT 1

Type: Phone measurement (Complete)
Date of measurement: 2022-08-22
Measurement duration: 12 minutes 3 seconds

A. Experimental conditions

Area Scan	dx=8mm dy=8mm
Zoom Scan	dx=4mm dy=4mm dz=2mm
Phantom	Flat Plane
Device Position	Front
Band	WCDMA1900_RMC
Channels	Middle
Signal	Duty Cycle 1:1

B. SAR Measurement Results

Frequency (MHz)	1880.000000
Relative Permittivity (real part)	39.600124
Conductivity (S/m)	1.373607
Power Variation (%)	0.820000
Ambient Temperature	21.4
Liquid Temperature	21.4

C. SAR Surface and Volume

SURFACE SAR	VOLUME SAR
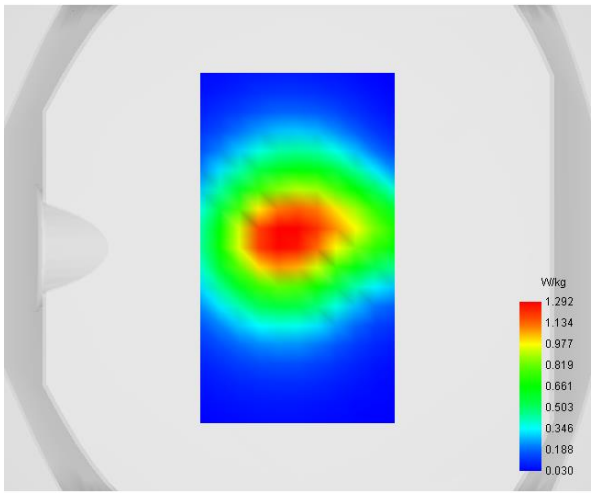	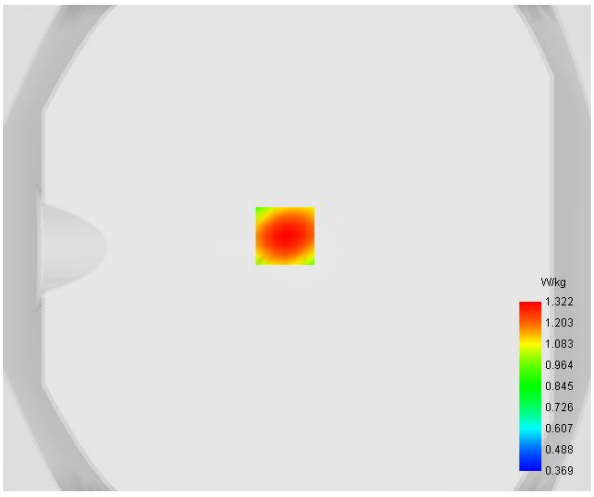

Maximum location: X=-5.00, Y=5.00

D. SAR 1g & 10g

SAR 10g (W/Kg)	**0.858559**
SAR 1g (W/Kg)	**1.257505**

E. Z Axis Scan

Z (mm)	**0.00**	**4.00**	**6.00**	**8.00**	**10.00**	**12.00**	**14.00**	**16.00**	**18.00**
SAR (W/Kg)	**1.7507**	**1.3216**	**1.1533**	**1.0085**	**0.8853**	**0.7796**	**0.6877**	**0.6065**	**0.5335**

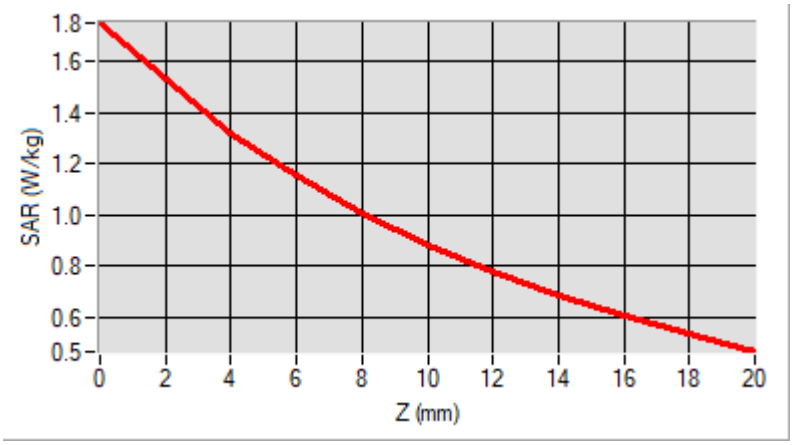

F. 3D Image

3D screen shot	**Hot spot position**
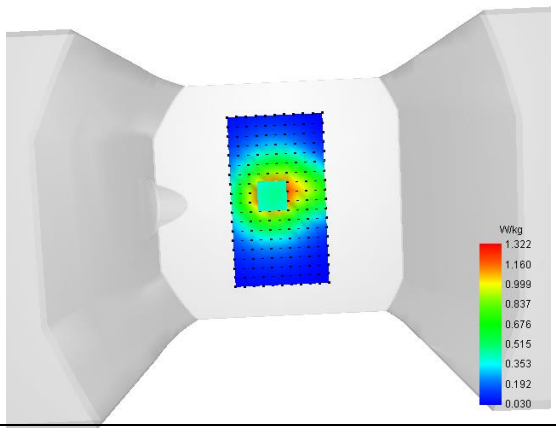	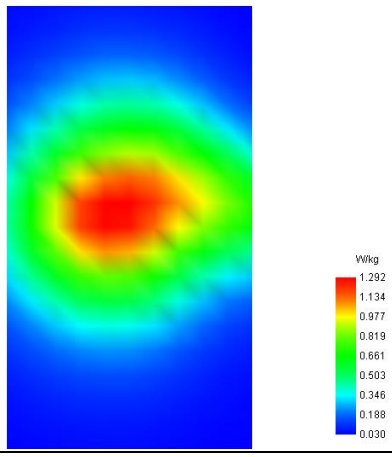

MEASUREMENT 2

Type: Phone measurement (Complete)
Date of measurement: 2022-08-22
Measurement duration: 12 minutes 3 seconds

A. Experimental conditions

Area Scan	dx=8mm dy=8mm
Zoom Scan	dx=4mm dy=4mm dz=2mm
Phantom	Flat Plane
Device Position	Front
Band	WCDMA1700_RMC
Channels	Low
Signal	Duty Cycle 1:1

B. SAR Measurement Results

Frequency (MHz)	1852.400000
Relative Permittivity (real part)	39.601247
Conductivity (S/m)	1.373074
Power Variation (%)	1.810000
Ambient Temperature	21.4
Liquid Temperature	21.4

C. SAR Surface and Volume

SURFACE SAR	VOLUME SAR
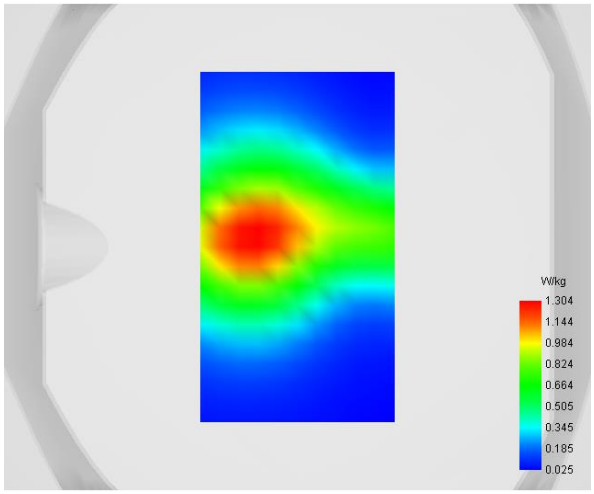	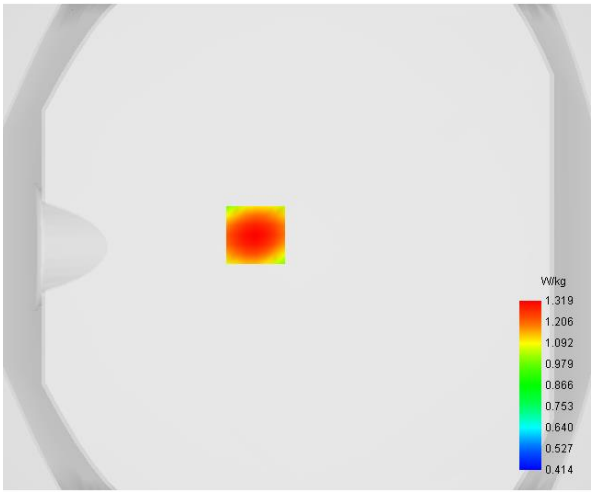

Maximum location: X=-17.00, Y=5.00

D. SAR 1g & 10g

SAR 10g (W/Kg)	**0.884757**
SAR 1g (W/Kg)	**1.258605**

E. Z Axis Scan

Z (mm)	**0.00**	**4.00**	**6.00**	**8.00**	**10.00**	**12.00**	**14.00**	**16.00**	**18.00**
SAR (W/Kg)	**1.7161**	**1.3186**	**1.1616**	**1.0260**	**0.9101**	**0.8102**	**0.7228**	**0.6452**	**0.5750**

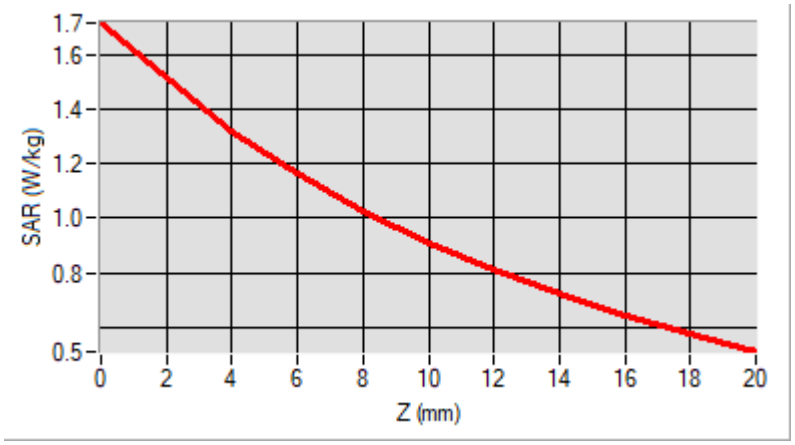

F. 3D Image

3D screen shot	**Hot spot position**
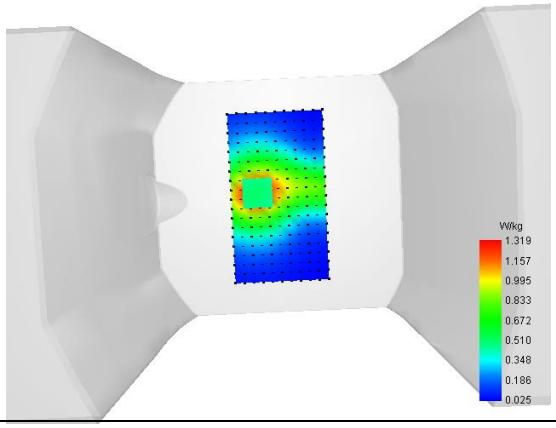	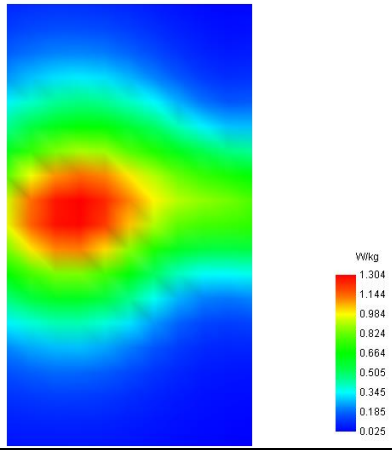

MEASUREMENT 3

Type: Phone measurement (Complete)
Date of measurement: 2022-08-22
Measurement duration: 12 minutes 3 seconds

A. Experimental conditions

Area Scan	dx=8mm dy=8mm
Zoom Scan	dx=4mm dy=4mm dz=2mm
Phantom	Flat Plane
Device Position	Front
Band	WCDMA850_RMC
Channels	High
Signal	Duty Cycle 1:1

B. SAR Measurement Results

Frequency (MHz)	846.600000
Relative Permittivity (real part)	42.162275
Conductivity (S/m)	0.882987
Power Variation (%)	1.200000
Ambient Temperature	21.4
Liquid Temperature	21.4

C. SAR Surface and Volume

SURFACE SAR	VOLUME SAR
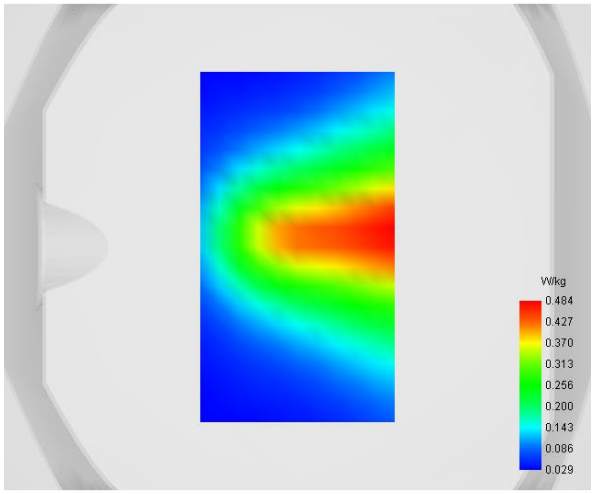	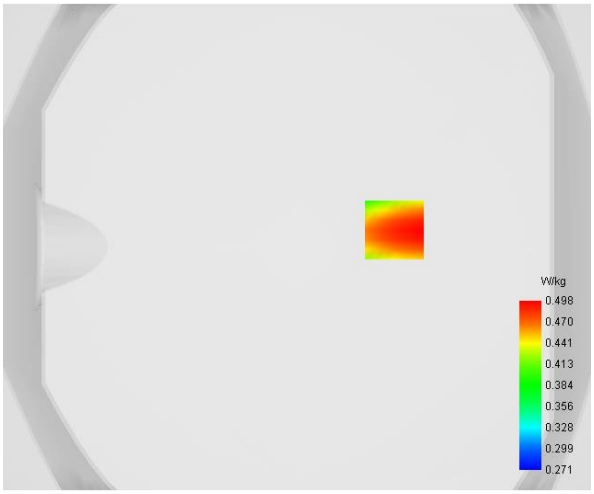

Maximum location: X=40.00, Y=7.00

D. SAR 1g & 10g

SAR 10g (W/Kg)	**0.400528**
SAR 1g (W/Kg)	**0.483753**

E. Z Axis Scan

Z (mm)	**0.00**	**4.00**	**6.00**	**8.00**	**10.00**	**12.00**	**14.00**	**16.00**	**18.00**
SAR (W/Kg)	**0.7382**	**0.4982**	**0.4318**	**0.4377**	**0.3794**	**0.3905**	**0.3407**	**0.3522**	**0.3099**

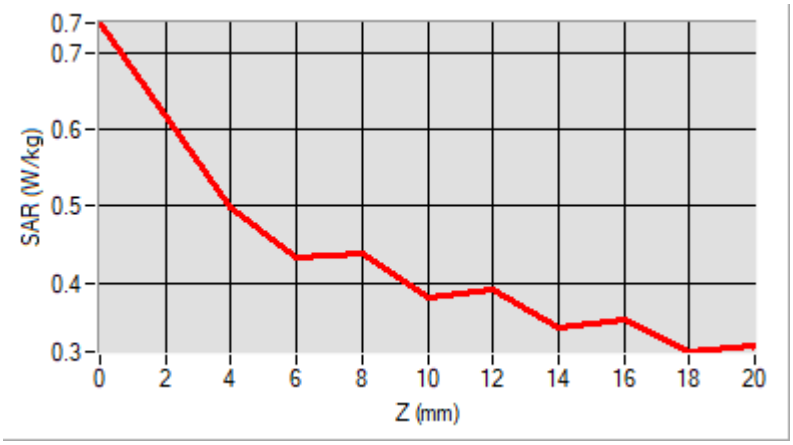

F. 3D Image

3D screen shot	**Hot spot position**
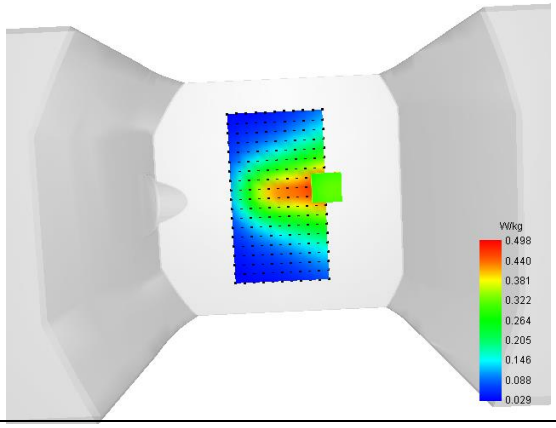	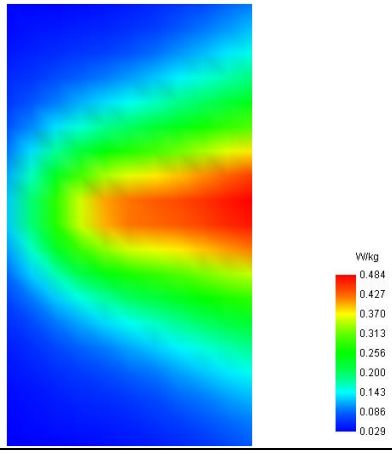

MEASUREMENT 4

Type: Phone measurement (Complete)
Date of measurement: 2022-08-22
Measurement duration: 12 minutes 3 seconds

A. Experimental conditions

Area Scan	dx=8mm dy=8mm
Zoom Scan	dx=4mm dy=4mm dz=2mm
Phantom	Flat Plane
Device Position	Front
Band	LTE Band 2
Channels	QPSK, 20MHz, 1RB, High
Signal	Duty Cycle 1:1

B. SAR Measurement Results

Frequency (MHz)	1900.000000
Relative Permittivity (real part)	39.581247
Conductivity (S/m)	1.380369
Power Variation (%)	-1.340000
Ambient Temperature	21.4
Liquid Temperature	21.4

C. SAR Surface and Volume

SURFACE SAR	VOLUME SAR
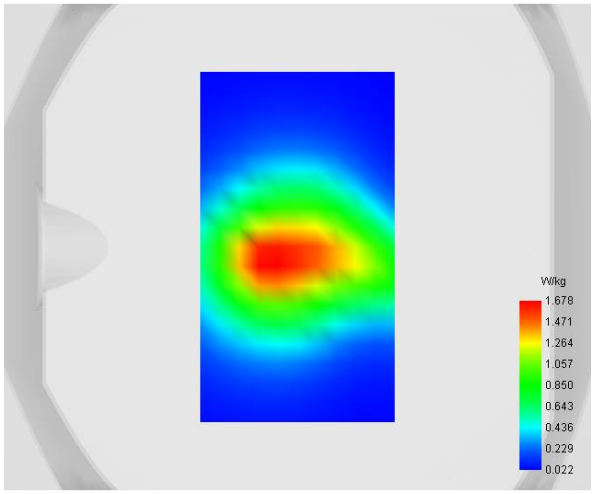	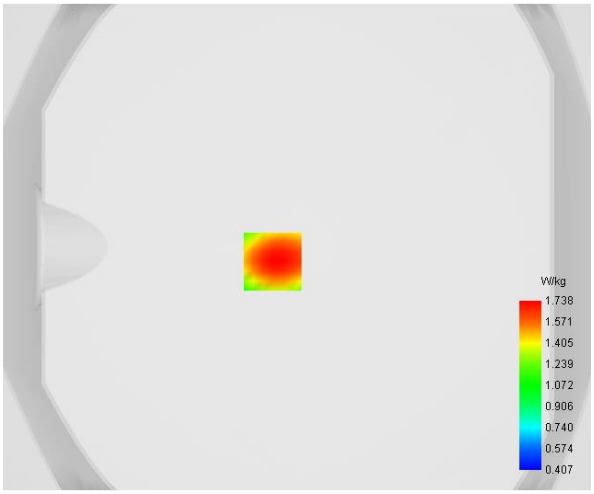

Maximum location: X=-10.00, Y=-6.00

D. SAR 1g & 10g

SAR 10g (W/Kg)	**1.095363**
SAR 1g (W/Kg)	**1.254954**

E. Z Axis Scan

Z (mm)	**0.00**	**4.00**	**6.00**	**8.00**	**10.00**	**12.00**	**14.00**	**16.00**	**18.00**
SAR (W/Kg)	**2.3774**	**1.7376**	**1.4933**	**1.2870**	**1.1152**	**0.9708**	**0.8475**	**0.7404**	**0.6455**

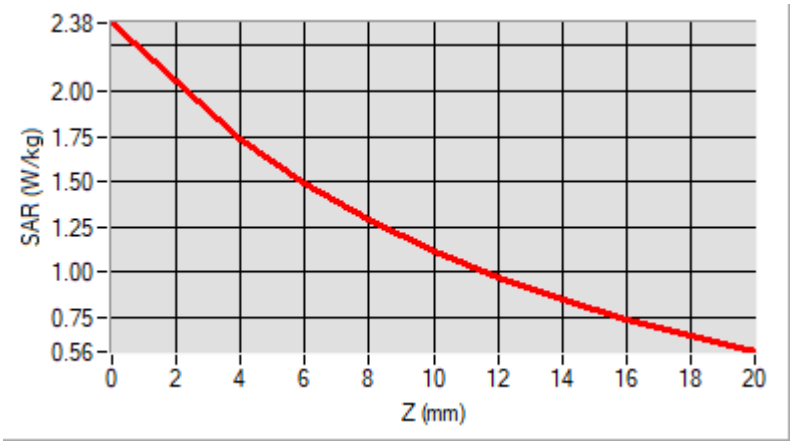

F. 3D Image

3D screen shot	**Hot spot position**
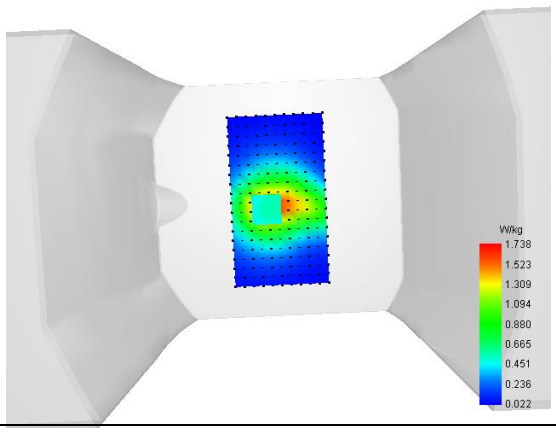	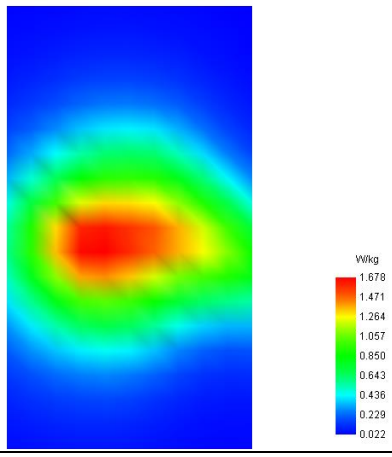

MEASUREMENT 5

Type: Phone measurement (Complete)
Date of measurement: 2022-08-22
Measurement duration: 12 minutes 3 seconds

A. Experimental conditions

Area Scan	dx=8mm dy=8mm
Zoom Scan	dx=4mm dy=4mm dz=2mm
Phantom	Flat Plane
Device Position	Front
Band	LTE Band 4
Channels	QPSK 20MHz 1RB,High
Signal	Duty Cycle 1:1

B. SAR Measurement Results

Frequency (MHz)	1745.000000
Relative Permittivity (real part)	39.602275
Conductivity (S/m)	1.371287
Power Variation (%)	1.180000
Ambient Temperature	21.4
Liquid Temperature	21.4

C. SAR Surface and Volume

SURFACE SAR	VOLUME SAR
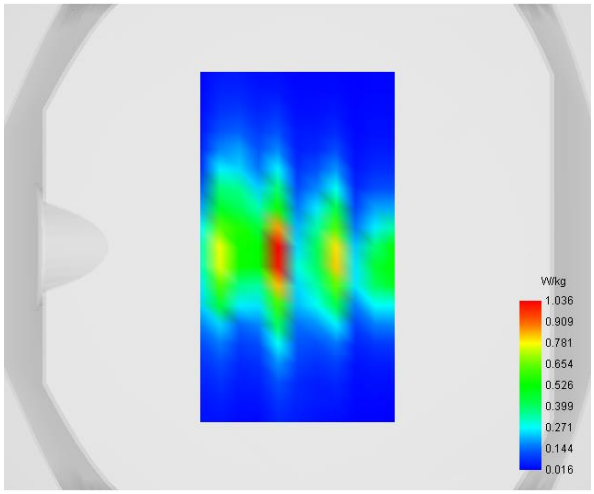	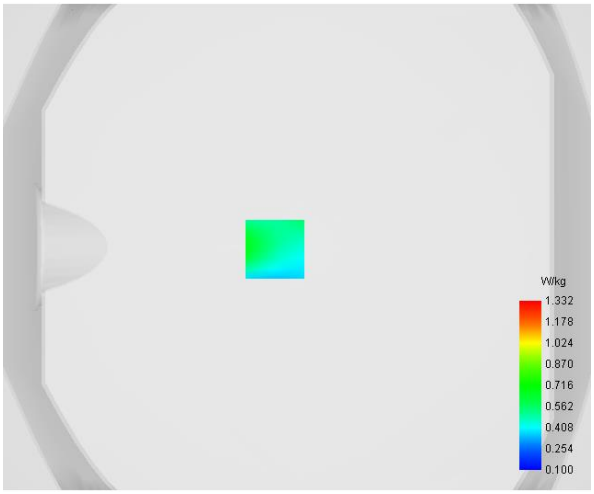

Maximum location: X=-9.00, Y=-1.00

D. SAR 1g & 10g

SAR 10g (W/Kg)	**0.575048**
SAR 1g (W/Kg)	**0.652206**

E. Z Axis Scan

Z (mm)	**0.00**	**4.00**	**6.00**	**8.00**	**10.00**	**12.00**	**14.00**	**16.00**	**18.00**
SAR (W/Kg)	**0.4922**	**0.6784**	**0.8039**	**1.1509**	**1.1664**	**1.0340**	**0.8637**	**0.5560**	**0.3344**

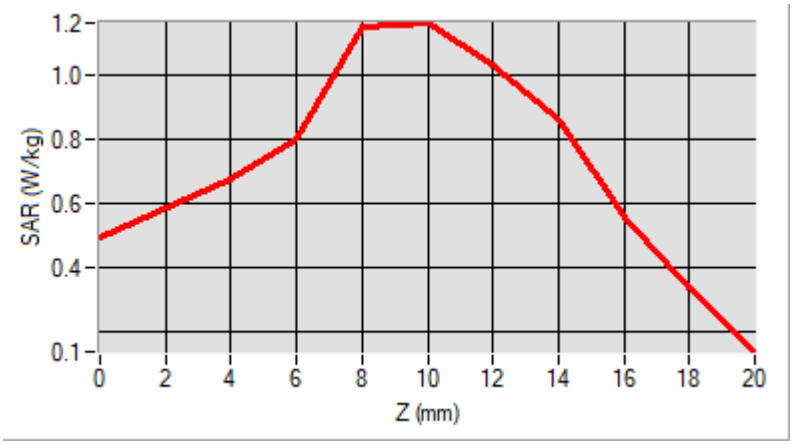

F. 3D Image

3D screen shot	**Hot spot position**
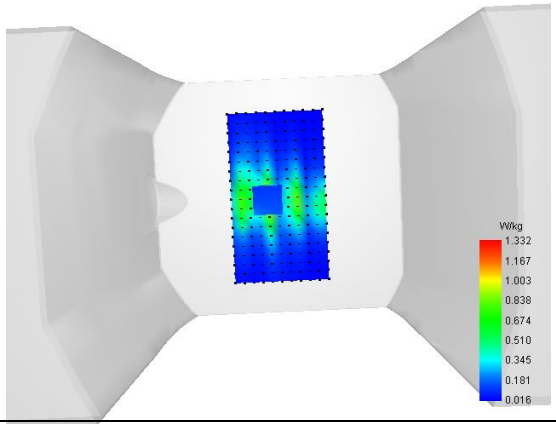	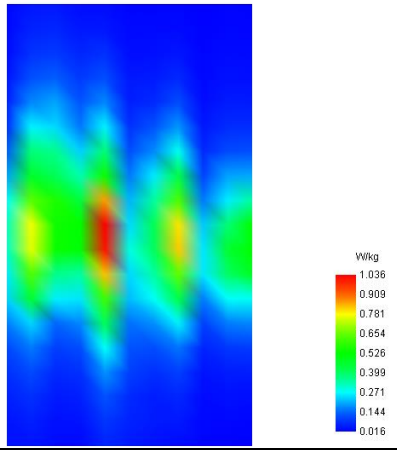

MEASUREMENT 6

Type: Phone measurement (Complete)
Date of measurement: 2022-08-22
Measurement duration: 12 minutes 3 seconds

A. Experimental conditions

Area Scan	dx=8mm dy=8mm
Zoom Scan	dx=4mm dy=4mm dz=2mm
Phantom	Flat Plane
Device Position	Front
Band	LTE Band 5
Channels	QPSK, 10MHz, 1RB, Middle
Signal	Duty Cycle 1:1

B. SAR Measurement Results

Frequency (MHz)	836.500000
Relative Permittivity (real part)	42.162457
Conductivity (S/m)	0.881245
Power Variation (%)	-1.870000
Ambient Temperature	21.4
Liquid Temperature	21.4

C. SAR Surface and Volume

SURFACE SAR	VOLUME SAR
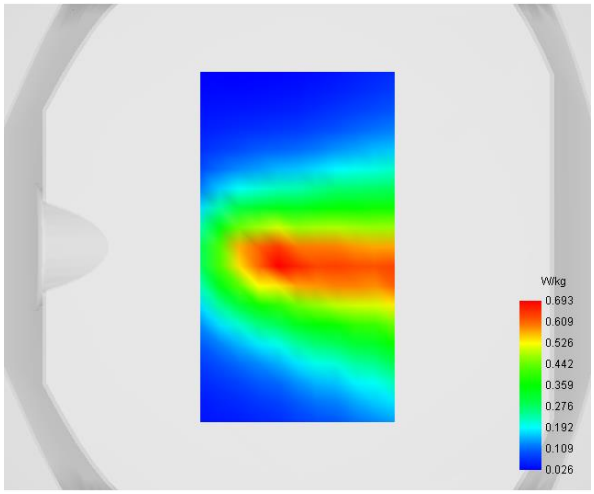	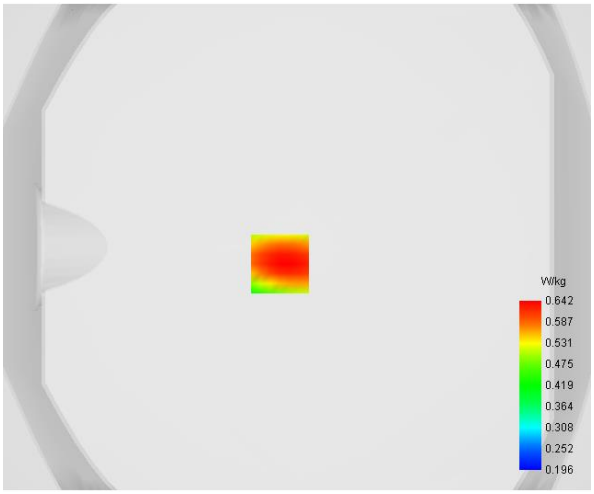

Maximum location: X=-7.00, Y=-7.00

D. SAR 1g & 10g

SAR 10g (W/Kg)	**0.451435**
SAR 1g (W/Kg)	**0.630381**

E. Z Axis Scan

Z (mm)	**0.00**	**4.00**	**6.00**	**8.00**	**10.00**	**12.00**	**14.00**	**16.00**	**18.00**
SAR (W/Kg)	**0.9597**	**0.6424**	**0.5443**	**0.5132**	**0.4212**	**0.4212**	**0.3427**	**0.3529**	**0.2883**

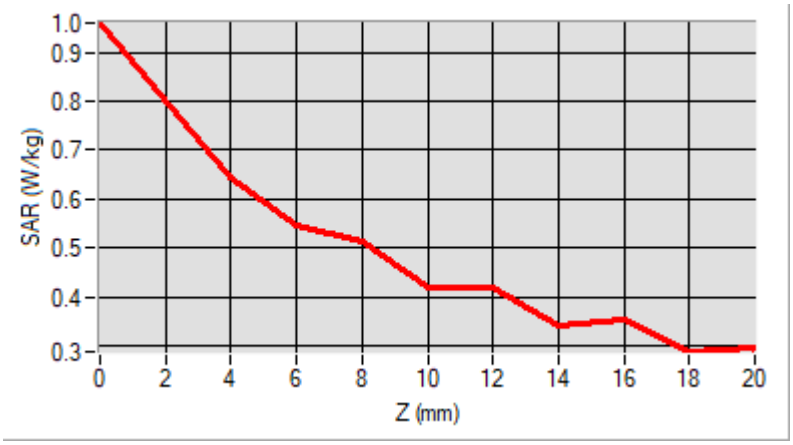

F. 3D Image

3D screen shot	**Hot spot position**
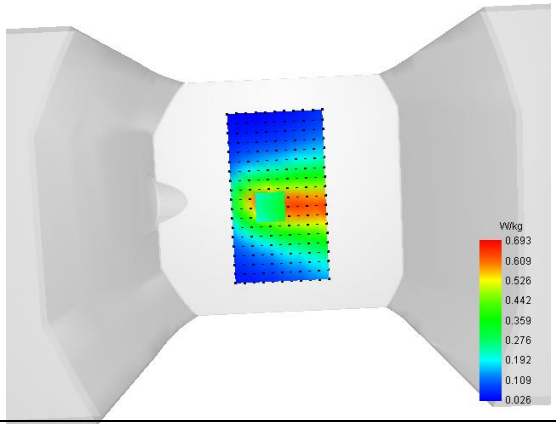	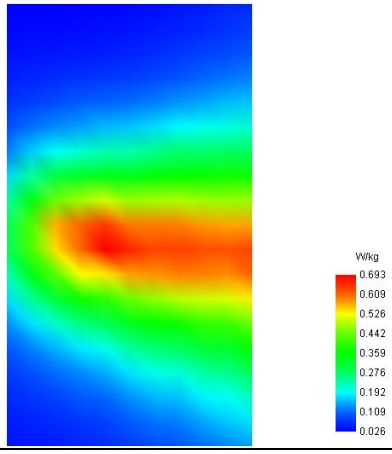

MEASUREMENT 7

Type: Phone measurement (Complete)
Date of measurement: 2022-08-22
Measurement duration: 12 minutes 3 seconds

A. Experimental conditions

Area Scan	dx=8mm dy=8mm
Zoom Scan	dx=4mm dy=4mm dz=2mm
Phantom	Flat Plane
Device Position	Front
Band	LTE Band 12
Channels	QPSK, 20MHz, 1RB, Low
Signal	Duty Cycle 1:1

B. SAR Measurement Results

Frequency (MHz)	704.000000
Relative Permittivity (real part)	40.312667
Conductivity (S/m)	0.871827
Power Variation (%)	-1.700000
Ambient Temperature	21.4
Liquid Temperature	21.4

C. SAR Surface and Volume

SURFACE SAR	VOLUME SAR
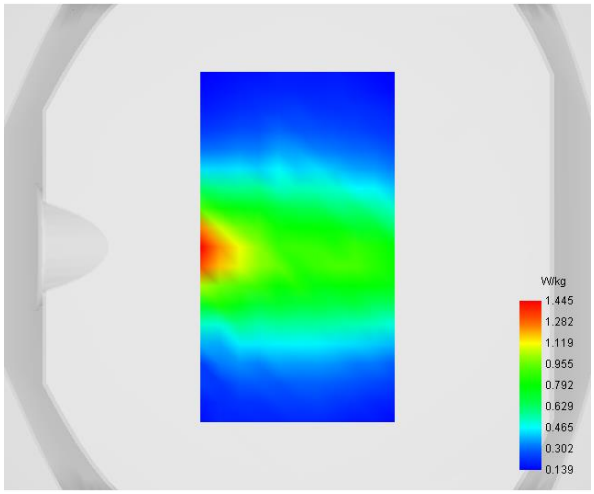	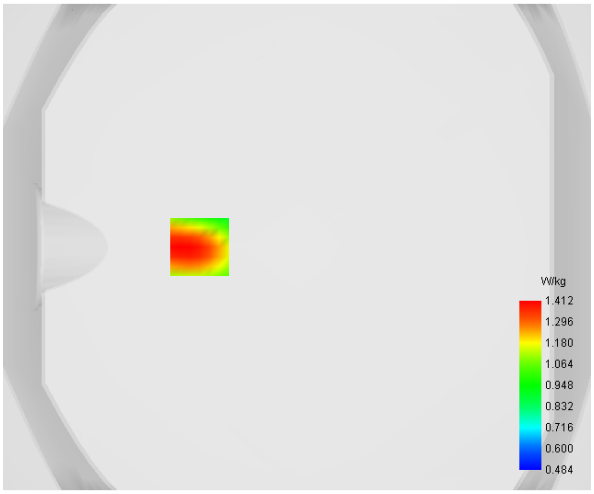

Maximum location: X=-40.00, Y=0.00

D. SAR 1g & 10g

SAR 10g (W/Kg)	**0.978296**
SAR 1g (W/Kg)	**1.180534**

E. Z Axis Scan

Z (mm)	**0.00**	**4.00**	**6.00**	**8.00**	**10.00**	**12.00**	**14.00**	**16.00**	**18.00**
SAR (W/Kg)	**2.2862**	**1.4124**	**1.0974**	**1.1197**	**0.8805**	**0.8965**	**0.7488**	**0.7206**	**0.6625**

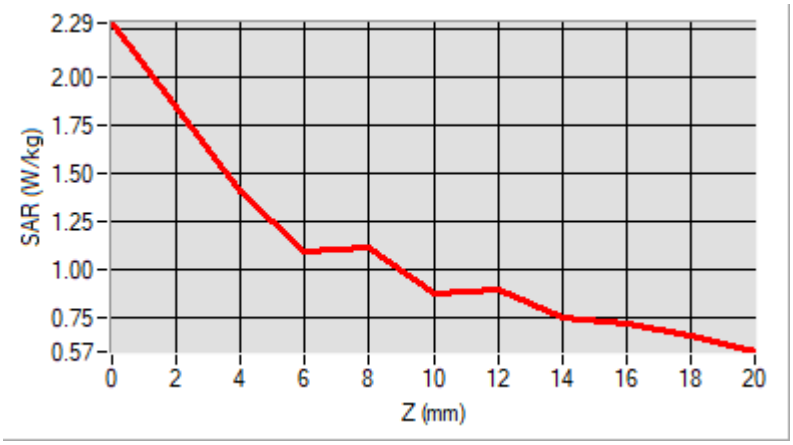

F. 3D Image

3D screen shot	**Hot spot position**
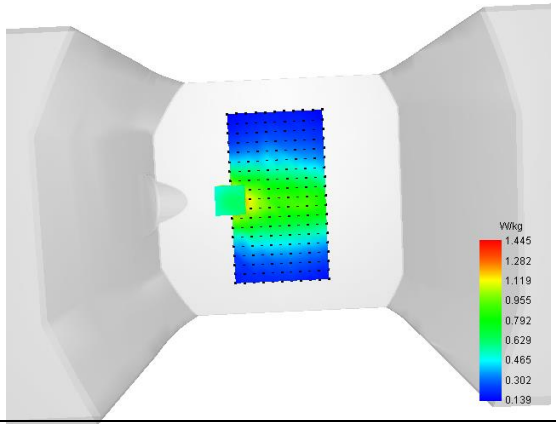	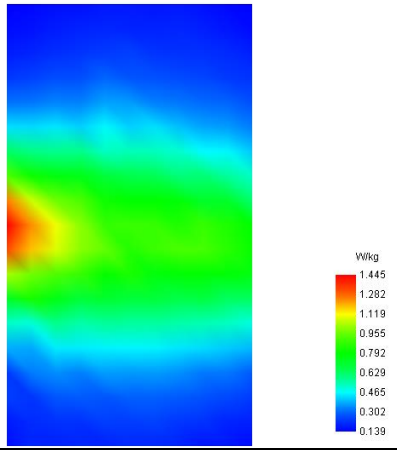

MEASUREMENT 8

Type: Phone measurement (Complete)
Date of measurement: 2022-08-22
Measurement duration: 12 minutes 3 seconds

A. Experimental conditions

Area Scan	dx=8mm dy=8mm
Zoom Scan	dx=4mm dy=4mm dz=2mm
Phantom	Flat Plane
Device Position	Front
Band	LTE Band 13
Channels	QPSK, 10MHz, 1RB, Middle
Signal	Duty Cycle 1:1

B. SAR Measurement Results

Frequency (MHz)	782.000000
Relative Permittivity (real part)	40.310866
Conductivity (S/m)	0.872696
Power Variation (%)	-2.050000
Ambient Temperature	21.4
Liquid Temperature	21.4

C. SAR Surface and Volume

SURFACE SAR	VOLUME SAR
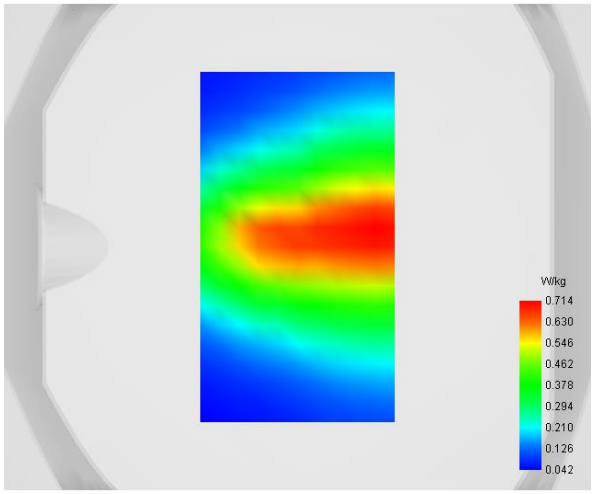	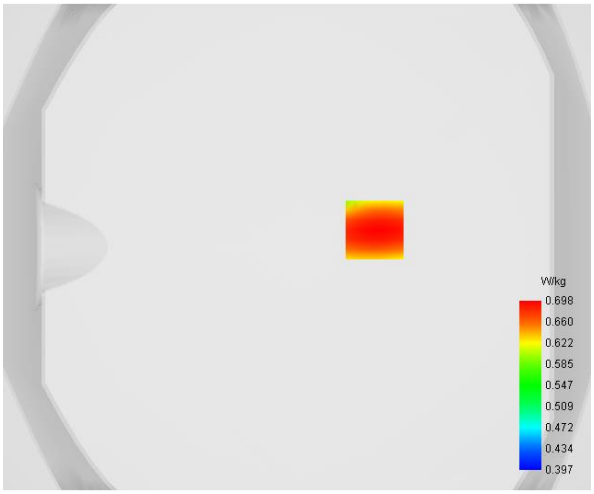

Maximum location: X=32.00, Y=7.00

D. SAR 1g & 10g

SAR 10g (W/Kg)	**0.576775**
SAR 1g (W/Kg)	**0.684919**

E. Z Axis Scan

Z (mm)	**0.00**	**4.00**	**6.00**	**8.00**	**10.00**	**12.00**	**14.00**	**16.00**	**18.00**
SAR (W/Kg)	**0.7696**	**0.6975**	**0.6634**	**0.6304**	**0.5985**	**0.5678**	**0.5380**	**0.5091**	**0.4812**

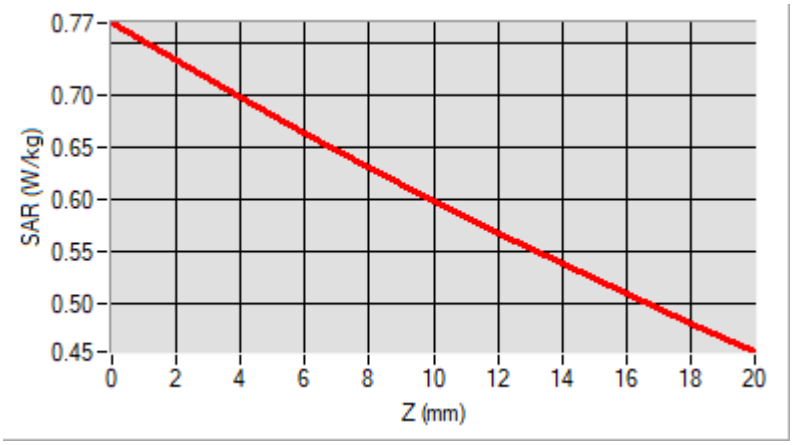

F. 3D Image

3D screen shot	**Hot spot position**
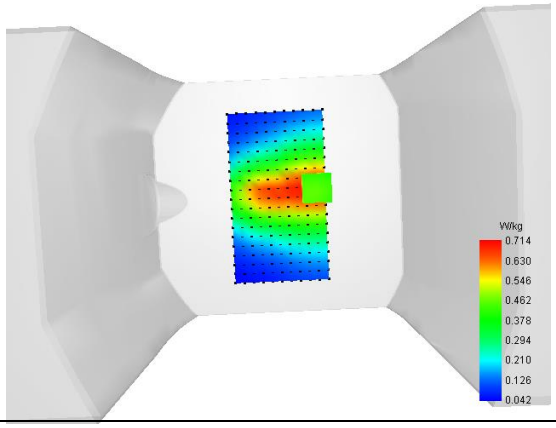	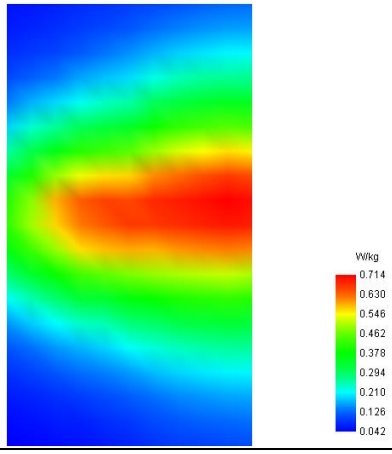

MEASUREMENT 9

Type: Phone measurement (Complete)
Date of measurement: 2022-08-22
Measurement duration: 12 minutes 3 seconds

A. Experimental conditions

Area Scan	dx=8mm dy=8mm
Zoom Scan	dx=4mm dy=4mm dz=2mm
Phantom	Flat Plane
Device Position	Front
Band	LTE Band 14
Channels	QPSK, 10MHz, 1RB, Middle
Signal	Duty Cycle 1:1

B. SAR Measurement Results

Frequency (MHz)	793.000000
Relative Permittivity (real part)	40.313664
Conductivity (S/m)	0.873696
Power Variation (%)	-1.050000
Ambient Temperature	21.4
Liquid Temperature	21.4

C. SAR Surface and Volume

SURFACE SAR	VOLUME SAR
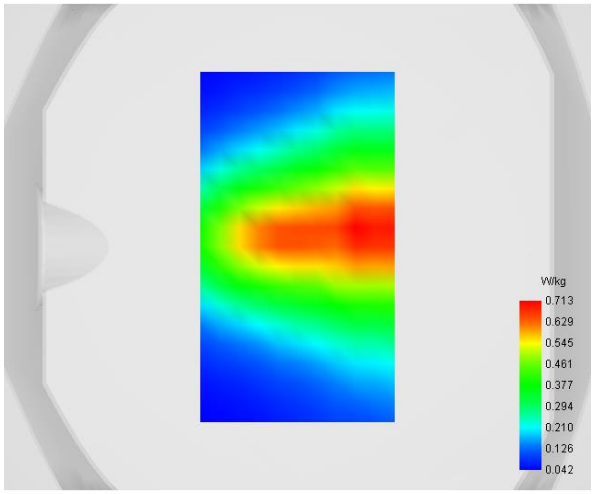	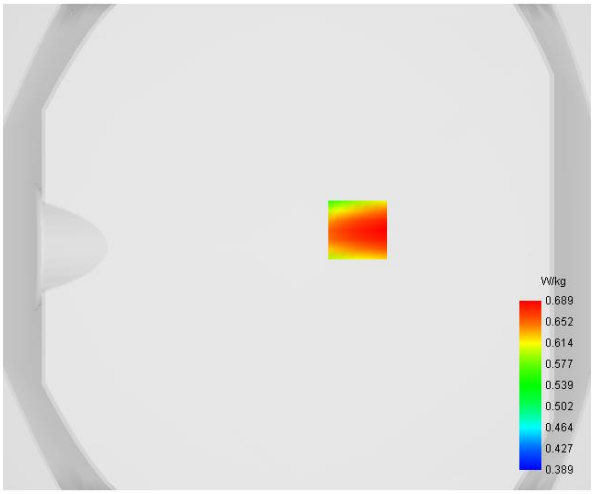

Maximum location: X=25.00, Y=7.00

D. SAR 1g & 10g

SAR 10g (W/Kg)	**0.560177**
SAR 1g (W/Kg)	**0.670643**

E. Z Axis Scan

Z (mm)	**0.00**	**4.00**	**6.00**	**8.00**	**10.00**	**12.00**	**14.00**	**16.00**	**18.00**
SAR (W/Kg)	**0.9560**	**0.6892**	**0.6138**	**0.6120**	**0.5469**	**0.5492**	**0.4926**	**0.4965**	**0.4460**

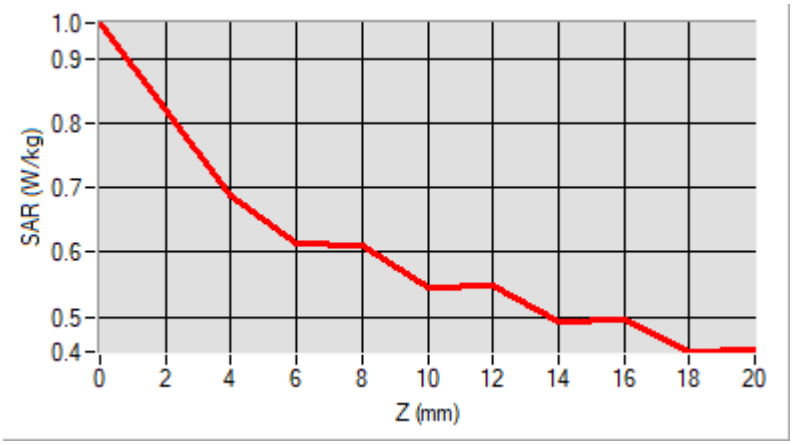

F. 3D Image

3D screen shot	**Hot spot position**
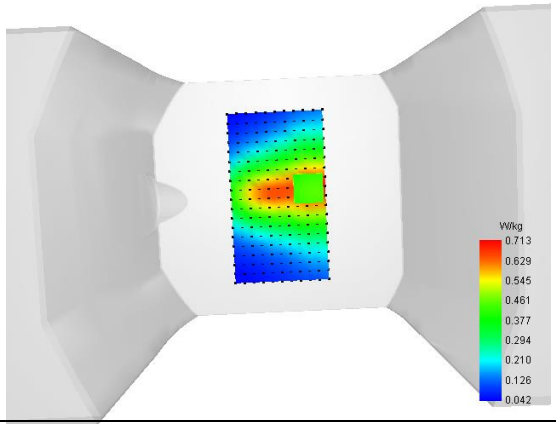	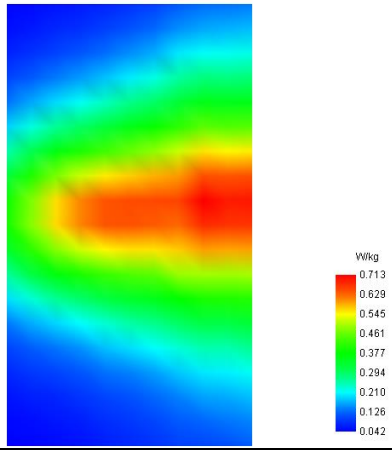

MEASUREMENT 10

Type: Phone measurement (Complete)
Date of measurement: 2022-08-22
Measurement duration: 12 minutes 3 seconds

A. Experimental conditions

Area Scan	dx=8mm dy=8mm
Zoom Scan	dx=4mm dy=4mm dz=2mm
Phantom	Flat Plane
Device Position	Front
Band	LTE Band 66
Channels	QPSK, 10MHz, 1RB, Middle
Signal	Duty Cycle 1:1

B. SAR Measurement Results

Frequency (MHz)	1745.000000
Relative Permittivity (real part)	39.6028684
Conductivity (S/m)	1.373696
Power Variation (%)	-1.850000
Ambient Temperature	21.4
Liquid Temperature	21.4

C. SAR Surface and Volume

SURFACE SAR	VOLUME SAR
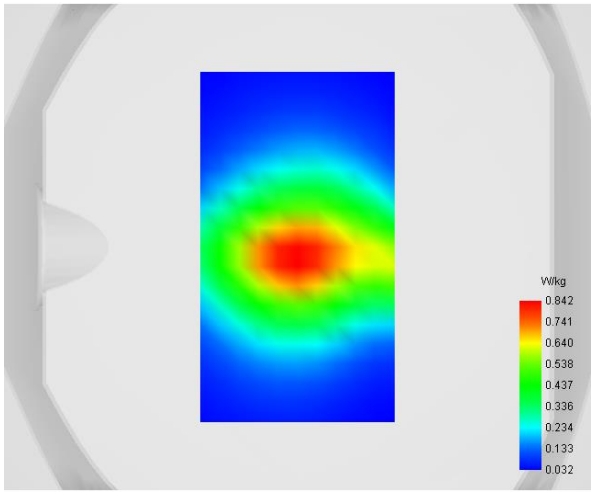	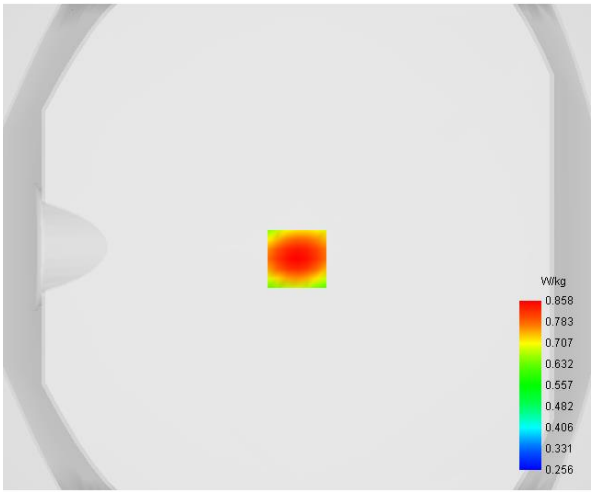

Maximum location: X=0.00, Y=-5.00

D. SAR 1g & 10g

SAR 10g (W/Kg)	**0.562452**
SAR 1g (W/Kg)	**0.715407**

E. Z Axis Scan

Z (mm)	**0.00**	**4.00**	**6.00**	**8.00**	**10.00**	**12.00**	**14.00**	**16.00**	**18.00**
SAR (W/Kg)	**1.1024**	**0.8580**	**0.7579**	**0.6694**	**0.5918**	**0.5231**	**0.4618**	**0.4066**	**0.3563**

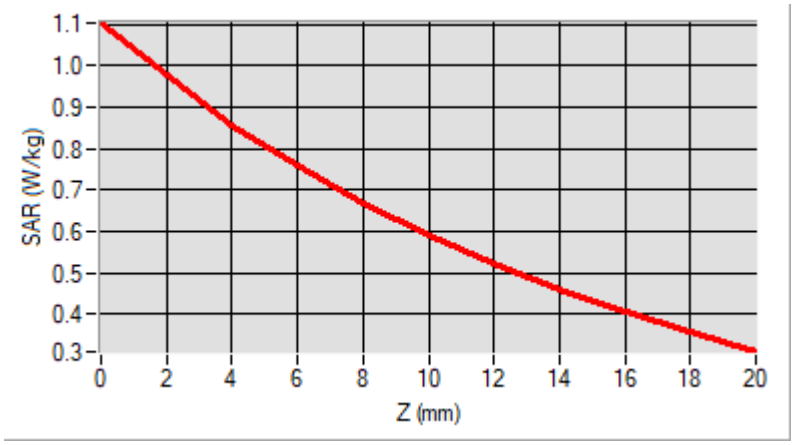

F. 3D Image

3D screen shot	**Hot spot position**
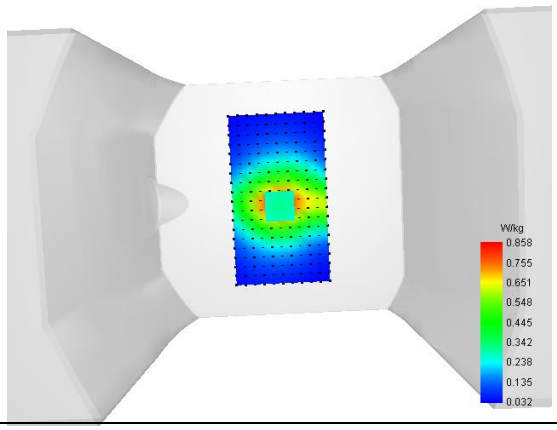	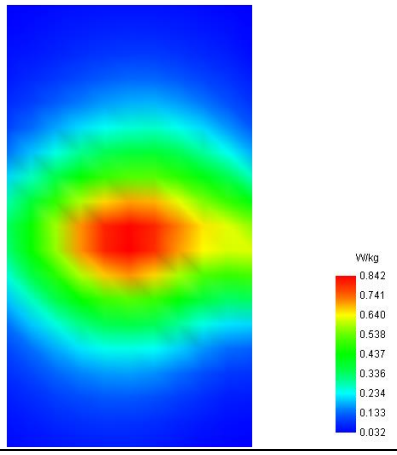

MEASUREMENT 11

Type: Phone measurement (Complete)
Date of measurement: 2022-08-22
Measurement duration: 12 minutes 3 seconds

A. Experimental conditions

Area Scan	dx=8mm dy=8mm
Zoom Scan	dx=4mm dy=4mm dz=2mm
Phantom	Flat Plane
Device Position	Front
Band	LTE Band 71
Channels	QPSK, 10MHz, 1RB, Low
Signal	Duty Cycle 1:1

B. SAR Measurement Results

Frequency (MHz)	673.000000
Relative Permittivity (real part)	40.3125666
Conductivity (S/m)	0.871269
Power Variation (%)	-1.550000
Ambient Temperature	21.4
Liquid Temperature	21.4

C. SAR Surface and Volume

SURFACE SAR	VOLUME SAR
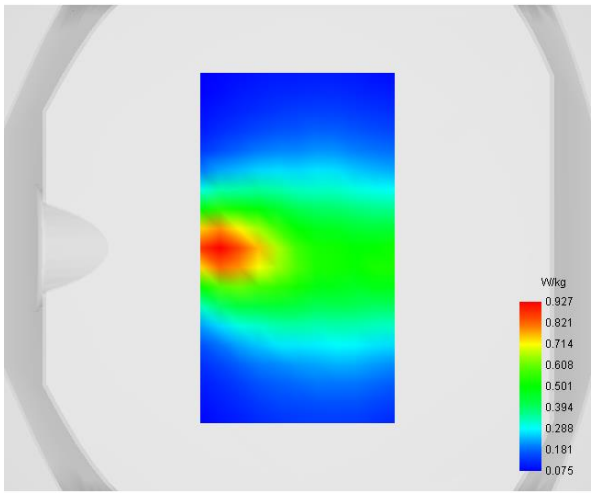	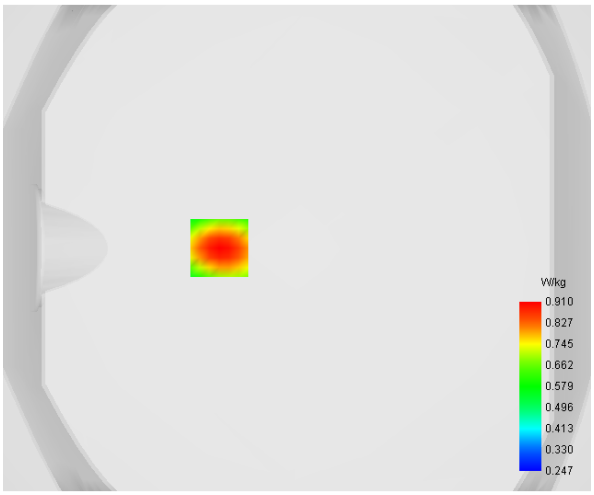

Maximum location: X=-32.00, Y=0.00

D. SAR 1g & 10g

SAR 10g (W/Kg)	**0.609274**
SAR 1g (W/Kg)	**0.748551**

E. Z Axis Scan

Z (mm)	**0.00**	**4.00**	**6.00**	**8.00**	**10.00**	**12.00**	**14.00**	**16.00**	**18.00**
SAR (W/Kg)	**1.2458**	**0.9103**	**0.7872**	**0.6862**	**0.6052**	**0.5396**	**0.4856**	**0.4401**	**0.4003**

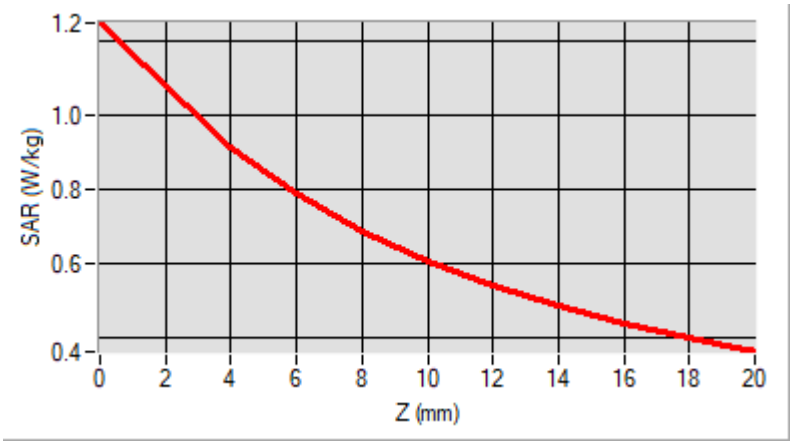

F. 3D Image

3D screen shot	**Hot spot position**
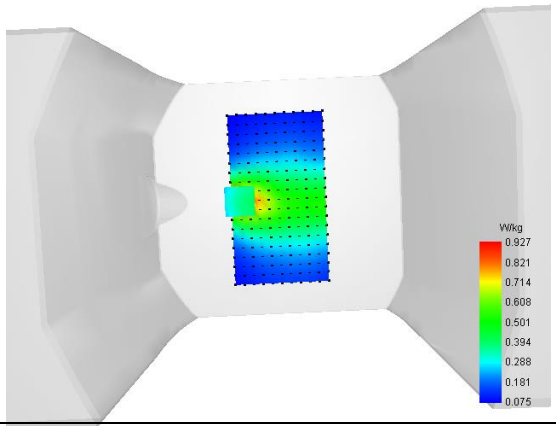	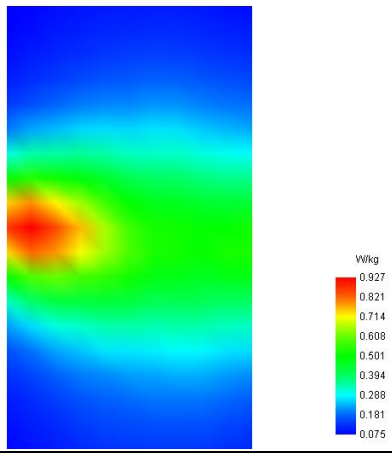

MEASUREMENT 12

Type: Phone measurement (Complete)
Date of measurement: 2022-08-21
Measurement duration: 12 minutes 3 seconds

A. Experimental conditions

Area Scan	dx=8mm dy=8mm
Zoom Scan	dx=4mm dy=4mm dz=2mm
Phantom	Flat Plane
Device Position	Right
Band	WiFi(2.4GHz)_802.11b
Channels	Low
Signal	Duty Cycle: 1:1

B. SAR Measurement Results

Frequency (MHz)	2412.000000
Relative Permittivity (real part)	38.591835
Conductivity (S/m)	1.774129
Power Variation (%)	3.200514
Ambient Temperature	21.4
Liquid Temperature	21.4

C. SAR Surface and Volume

SURFACE SAR	VOLUME SAR
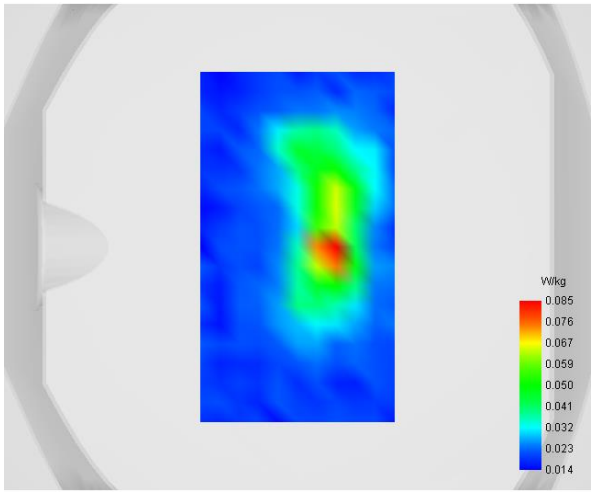	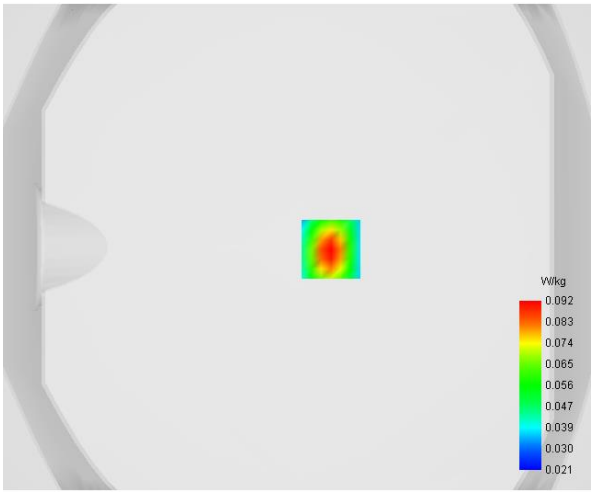

Maximum location: X=14.00, Y=-1.00

D. SAR 1g & 10g

SAR 10g (W/Kg)	**0.046285**
SAR 1g (W/Kg)	**0.083904**

E. Z Axis Scan

Z (mm)	**0.00**	**4.00**	**6.00**	**8.00**	**10.00**	**12.00**	**14.00**	**16.00**	**18.00**
SAR (W/Kg)	**0.1603**	**0.0917**	**0.0701**	**0.0545**	**0.0437**	**0.0364**	**0.0313**	**0.0278**	**0.0252**

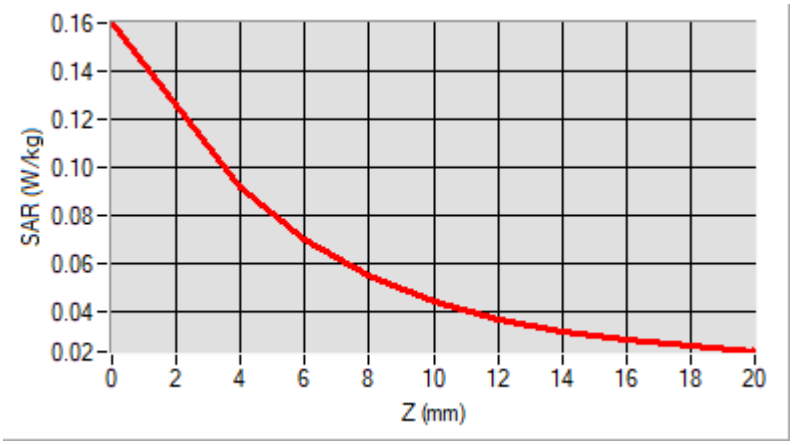

F. 3D Image

3D screen shot	**Hot spot position**
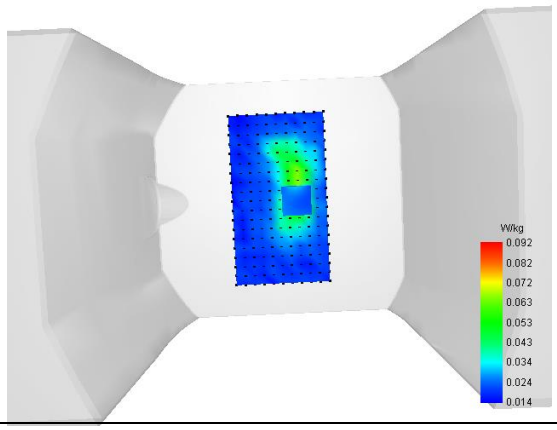	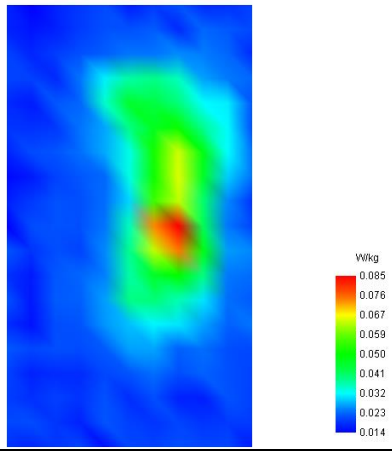

Annex C. EUT Photos

EUT View 1

EUT View 2



EUT View 3



EUT View 4