InterLab®

Photo Report on

Test Setups
Lock8 G1

FCC ID 2AFPAL8G10843

Report Reference: MDE_VELO_1401_FCCc_Photo_Setups

Date: August 28, 2015

Test Laboratory:
7Layers AG
Borsigstr. 11
40880 Ratingen
Germany

DAkkS
Deutsche
Akkreditierungsstelle
D-PL-12140-01-01

Note:
The following test results relate only to the devices specified in this document. This report shall not be reproduced in parts without the written approval of the test laboratory.



Photo 1: Test setup AB01 for radiated measurements, unintentional radiator §15) Single device setup.



Photo 2: Test setup AB01 for radiated measurements, unintentional radiator §15) single device setup.



Photo 3: Test setup AB01 for radiated measurements, unintentional radiator §15) single device setup.

Photo 4: Test setup AE02 for conducted measurements, unintentional radiator §15) single device setup, computer peripheral.

Photo 5: Test setup AE02 for conducted measurements, unintentional radiator §15) single device setup, computer peripheral.



Photo 6: Test setup for radiated measurements (Enclosure, fully-anechoic chamber)