

Test setup photo 1
Radiated measurements, 9 kHz – 30 MHz

© TÜV SÜD Canada Inc. This test report shall not be reproduced except in full, without written approval of TÜV SÜD Canada Inc

Test setup photo 2
Radiated measurements, 30 MHz – 1 GHz

© TÜV SÜD Canada Inc. This test report shall not be reproduced except in full, without written approval of TÜV SÜD Canada Inc



Test setup photo 3
Radiated measurements, > 1 GHz

© TÜV SÜD Canada Inc. This test report shall not be reproduced except in full, without written approval of TÜV SÜD Canada Inc

Test setup photo 4
Radiated measurements, EUT close-up

© TÜV SÜD Canada Inc. This test report shall not be reproduced except in full, without written approval of TÜV SÜD Canada Inc



Test setup photo 5
Power line conducted emissions measurements

© TÜV SÜD Canada Inc. This test report shall not be reproduced except in full, without written approval of TÜV SÜD Canada Inc

Test setup photo 6
Frequency Stability at Extreme Temperatures, view 1

© TÜV SÜD Canada Inc. This test report shall not be reproduced except in full, without written approval of TÜV SÜD Canada Inc



Test setup photo 7
Frequency Stability at Extreme Temperatures, view 2
Inside temperature chamber

© TÜV SÜD Canada Inc. This test report shall not be reproduced except in full, without written approval of TÜV SÜD Canada Inc



Test setup photo 8
Frequency Stability at Extreme Voltages

© TÜV SÜD Canada Inc. This test report shall not be reproduced except in full, without written approval of TÜV SÜD Canada Inc