Test Plot 1#: GSM 850_Head Left Cheek_Middle

DUT: Mobile Phone; Type: HY3-3911; Serial: 17042800320

Communication System: GSM; Frequency: 836.6 MHz;Duty Cycle: 1:8
Medium parameters used: f = 836.6 MHz; σ = 0.911 S/m; ε_r = 41.541; ρ = 1000 kg/m^3 ;
Phantom section: Left Section

DASY5 Configuration:

- Probe: EX3DV4 - SN7441; ConvF(10.22, 10.22, 10.22); Calibrated: 2016/11/15;
- Sensor-Surface: 1.4mm (Mechanical Surface Detection)
- Electronics: DAE3 Sn379; Calibrated: 2016/10/4
- Phantom: SAM1; Type: QD000P40CC; Serial: TP:1412
- Measurement SW: DASY52, Version 52.8 (8);

Area Scan (111x71x1): Interpolated grid: dx=1.500 mm, dy=1.500 mm
Maximum value of SAR (interpolated) = 0.342 W/kg

Zoom Scan (5x5x7)/Cube 0: Measurement grid: dx=8mm, dy=8mm, dz=5mm
Reference Value = 8.109 V/m; Power Drift = 0.04 dB
Peak SAR (extrapolated) = 0.365 W/kg
SAR(1 g) = 0.296 W/kg; SAR(10 g) = 0.235 W/kg
Maximum value of SAR (measured) = 0.341 W/kg



0 dB = 0.341 W/kg = -4.67 dBW/kg

Test Plot 2#: GSM 850_Head Left Tilt_Middle

DUT: Mobile Phone; Type: HY3-3911; Serial: 17042800320

Communication System: GSM; Frequency: 836.6 MHz;Duty Cycle: 1:8
Medium parameters used: f = 836.6 MHz; σ = 0.911 S/m; ε_r = 41.541; ρ = 1000 kg/m^3 ;
Phantom section: Left Section

DASY5 Configuration:

- Probe: EX3DV4 - SN7441; ConvF(10.22, 10.22, 10.22); Calibrated: 2016/11/15;
- Sensor-Surface: 1.4mm (Mechanical Surface Detection)
- Electronics: DAE3 Sn379; Calibrated: 2016/10/4
- Phantom: SAM1; Type: QD000P40CC; Serial: TP:1412
- Measurement SW: DASY52, Version 52.8 (8);

Area Scan (111x71x1): Interpolated grid: dx=1.500 mm, dy=1.500 mm
Maximum value of SAR (interpolated) = 0.183 W/kg

Zoom Scan (5x5x7)/Cube 0: Measurement grid: dx=8mm, dy=8mm, dz=5mm
Reference Value = 11.76 V/m; Power Drift = 0.06 dB
Peak SAR (extrapolated) = 0.199 W/kg
SAR(1 g) = 0.162 W/kg; SAR(10 g) = 0.129 W/kg
Maximum value of SAR (measured) = 0.188 W/kg



0 dB = 0.188 W/kg = -7.26 dBW/kg

Test Plot 3#: GSM 850_Head Right Cheek_Middle

DUT: Mobile Phone; Type: HY3-3911; Serial: 17042800320

Communication System: GSM; Frequency: 836.6 MHz;Duty Cycle: 1:8
Medium parameters used: f = 836.6 MHz; σ = 0.911 S/m; ε_r = 41.541; ρ = 1000 kg/m^3 ;
Phantom section: Right Section

DASY5 Configuration:

- Probe: EX3DV4 - SN7441; ConvF(10.22, 10.22, 10.22); Calibrated: 2016/11/15;
- Sensor-Surface: 1.4mm (Mechanical Surface Detection)
- Electronics: DAE3 Sn379; Calibrated: 2016/10/4
- Phantom: SAM1; Type: QD000P40CC; Serial: TP:1412
- Measurement SW: DASY52, Version 52.8 (8);

Area Scan (111x71x1): Interpolated grid: dx=1.500 mm, dy=1.500 mm
Maximum value of SAR (interpolated) = 0.248 W/kg

Zoom Scan (5x5x7)/Cube 0: Measurement grid: dx=8mm, dy=8mm, dz=5mm
Reference Value = 7.350 V/m; Power Drift = 0.07 dB
Peak SAR (extrapolated) = 0.262 W/kg
SAR(1 g) = 0.214 W/kg; SAR(10 g) = 0.168 W/kg
Maximum value of SAR (measured) = 0.244 W/kg



0 dB = 0.244 W/kg = -6.13 dBW/kg

Test Plot 4#: GSM 850_Head Right Tilt_Middle

DUT: Mobile Phone; Type: HY3-3911; Serial: 17042800320

Communication System: GSM; Frequency: 836.6 MHz;Duty Cycle: 1:8
Medium parameters used: f = 836.6 MHz; σ = 0.911 S/m; ε_r = 41.541; ρ = 1000 kg/m^3 ;
Phantom section: Right Section

DASY5 Configuration:

- Probe: EX3DV4 - SN7441; ConvF(10.22, 10.22, 10.22); Calibrated: 2016/11/15;
- Sensor-Surface: 1.4mm (Mechanical Surface Detection)
- Electronics: DAE3 Sn379; Calibrated: 2016/10/4
- Phantom: SAM1; Type: QD000P40CC; Serial: TP:1412
- Measurement SW: DASY52, Version 52.8 (8);

Area Scan (111x71x1): Interpolated grid: dx=1.500 mm, dy=1.500 mm
Maximum value of SAR (interpolated) = 0.126 W/kg

Zoom Scan (5x5x7)/Cube 0: Measurement grid: dx=8mm, dy=8mm, dz=5mm
Reference Value = 10.78 V/m; Power Drift = 0.14 dB
Peak SAR (extrapolated) = 0.140 W/kg
SAR(1 g) = 0.117 W/kg; SAR(10 g) = 0.094 W/kg
Maximum value of SAR (measured) = 0.134 W/kg

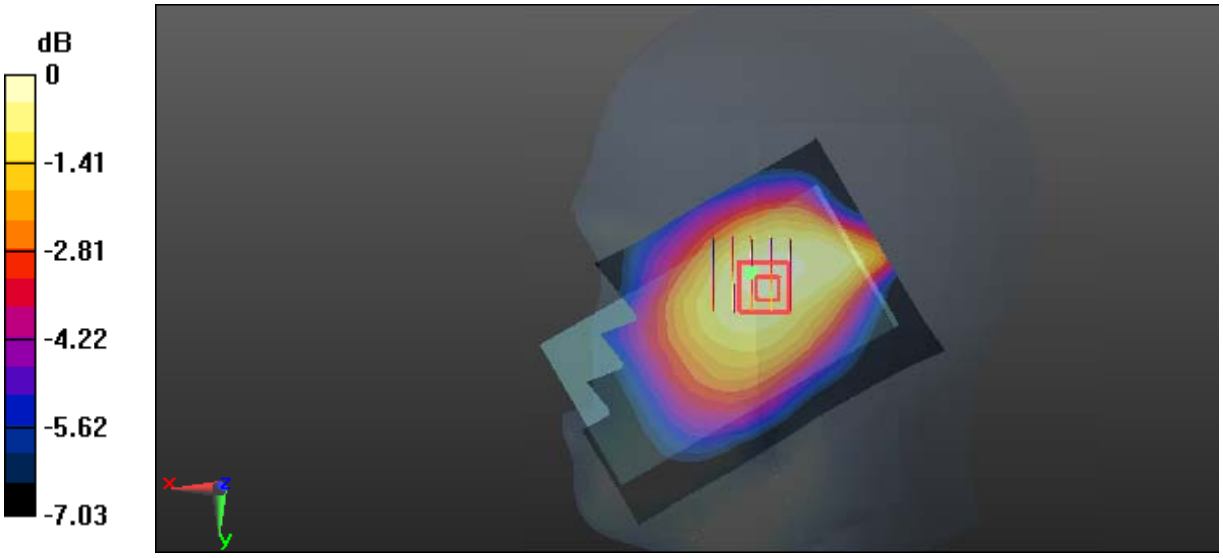

0 dB = 0.134 W/kg = -8.73 dBW/kg

Test Plot 5#: GSM 850_Body Worn Back_Middle

DUT: Mobile Phone; Type: HY3-3911; Serial: 17042800320

Communication System: GSM; Frequency: 836.6 MHz;Duty Cycle: 1:8
Medium parameters used: f = 836.6 MHz; σ = 0.997 S/m; ε_r = 54.397; ρ = 1000 kg/m^3 ;
Phantom section: Right Section

DASY5 Configuration:

- Probe: EX3DV4 - SN7441; ConvF(9.85, 9.85, 9.85); Calibrated: 2016/11/15;
- Sensor-Surface: 1.4mm (Mechanical Surface Detection)
- Electronics: DAE3 Sn379; Calibrated: 2016/10/4
- Phantom: Triple Flat Phantom 5.1C; Type: QD 000 P51 CA; Serial: 1130
- Measurement SW: DASY52, Version 52.8 (8);

Area Scan (111x71x1): Interpolated grid: dx=1.500 mm, dy=1.500 mm
Maximum value of SAR (interpolated) = 0.516 W/kg

Zoom Scan (5x5x7)/Cube 0: Measurement grid: dx=8mm, dy=8mm, dz=5mm
Reference Value = 20.72 V/m; Power Drift = -0.02 dB
Peak SAR (extrapolated) = 0.550 W/kg
SAR(1 g) = 0.423 W/kg; SAR(10 g) = 0.321 W/kg
Maximum value of SAR (measured) = 0.509 W/kg



0 dB = 0.509 W/kg = -2.93 dBW/kg

Test Plot 6#: GSM 850_Body Back_Middle

DUT: Mobile Phone; Type: HY3-3911; Serial: 17042800320

Communication System: GPRS-4 slots; Frequency: 836.6 MHz;Duty Cycle: 1:2
Medium parameters used: f = 836.6 MHz; σ = 0.997 S/m; ε_r = 54.397; ρ = 1000 kg/m^3 ;
Phantom section: Right Section

DASY5 Configuration:

- Probe: EX3DV4 - SN7441; ConvF(9.85, 9.85, 9.85); Calibrated: 2016/11/15;
- Sensor-Surface: 1.4mm (Mechanical Surface Detection)
- Electronics: DAE3 Sn379; Calibrated: 2016/10/4
- Phantom: Triple Flat Phantom 5.1C; Type: QD 000 P51 CA; Serial: 1130
- Measurement SW: DASY52, Version 52.8 (8);

Area Scan (111x71x1): Interpolated grid: dx=1.500 mm, dy=1.500 mm
Maximum value of SAR (interpolated) = 0.808 W/kg

Zoom Scan (5x5x7)/Cube 0: Measurement grid: dx=8mm, dy=8mm, dz=5mm
Reference Value = 26.56 V/m; Power Drift = 0.03 dB
Peak SAR (extrapolated) = 0.886 W/kg
SAR(1 g) = 0.656 W/kg; SAR(10 g) = 0.491 W/kg
Maximum value of SAR (measured) = 0.807 W/kg

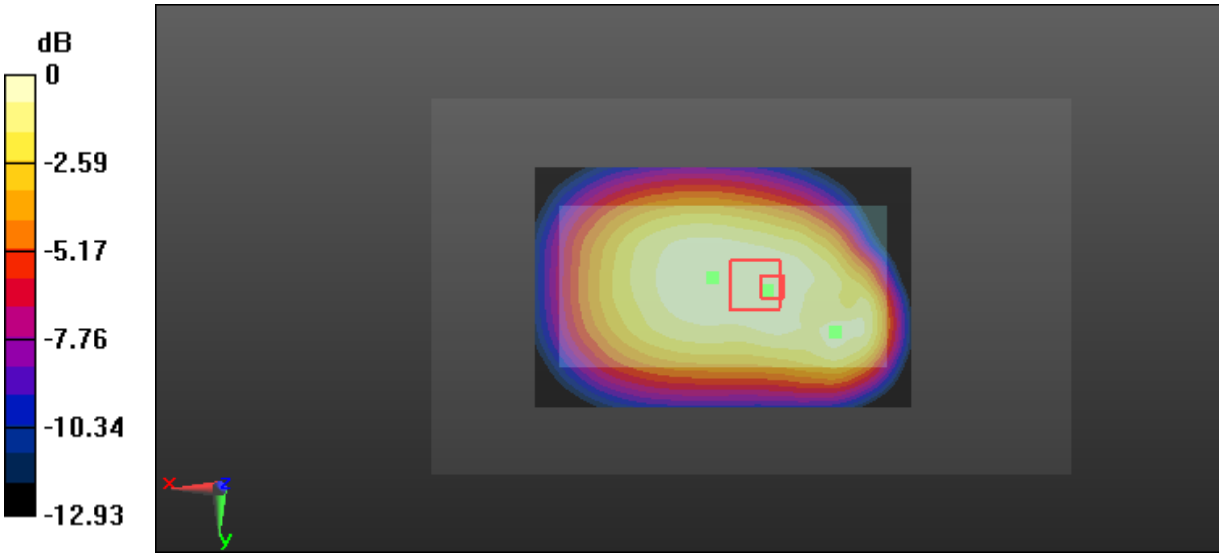

0 dB = 0.807 W/kg = -0.93 dBW/kg

Test Plot 7#: GSM 850_Body Left_Middle

DUT: Mobile Phone; Type: HY3-3911; Serial: 17042800320

Communication System: GPRS-4 slots; Frequency: 836.6 MHz;Duty Cycle: 1:2
Medium parameters used: f = 836.6 MHz; σ = 0.997 S/m; ε_r = 54.397; ρ = 1000 kg/m^3 ;
Phantom section: Right Section

DASY5 Configuration:

- Probe: EX3DV4 - SN7441; ConvF(9.85, 9.85, 9.85); Calibrated: 2016/11/15;
- Sensor-Surface: 1.4mm (Mechanical Surface Detection)
- Electronics: DAE3 Sn379; Calibrated: 2016/10/4
- Phantom: Triple Flat Phantom 5.1C; Type: QD 000 P51 CA; Serial: 1130
- Measurement SW: DASY52, Version 52.8 (8);

Area Scan (111x41x1): Interpolated grid: dx=1.500 mm, dy=1.500 mm
Maximum value of SAR (interpolated) = 0.504 W/kg

Zoom Scan (5x5x7)/Cube 0: Measurement grid: dx=8mm, dy=8mm, dz=5mm
Reference Value = 18.17 V/m; Power Drift = -0.03 dB
Peak SAR (extrapolated) = 0.570 W/kg
SAR(1 g) = 0.389 W/kg; SAR(10 g) = 0.264 W/kg
Maximum value of SAR (measured) = 0.510 W/kg



0 dB = 0.510 W/kg = -2.92 dBW/kg

Test Plot 8#: GSM 850_Body Right_Middle

DUT: Mobile Phone; Type: HY3-3911; Serial: 17042800320

Communication System: GPRS-4 slots; Frequency: 836.6 MHz;Duty Cycle: 1:2
Medium parameters used: f = 836.6 MHz; σ = 0.997 S/m; ε_r = 54.397; ρ = 1000 kg/m^3 ;
Phantom section: Right Section

DASY5 Configuration:

- Probe: EX3DV4 - SN7441; ConvF(9.85, 9.85, 9.85); Calibrated: 2016/11/15;
- Sensor-Surface: 1.4mm (Mechanical Surface Detection)
- Electronics: DAE3 Sn379; Calibrated: 2016/10/4
- Phantom: Triple Flat Phantom 5.1C; Type: QD 000 P51 CA; Serial: 1130
- Measurement SW: DASY52, Version 52.8 (8);

Area Scan (111x41x1): Interpolated grid: dx=1.500 mm, dy=1.500 mm
Maximum value of SAR (interpolated) = 0.361 W/kg

Zoom Scan (5x5x7)/Cube 0: Measurement grid: dx=8mm, dy=8mm, dz=5mm
Reference Value = 13.49 V/m; Power Drift = -0.19 dB
Peak SAR (extrapolated) = 0.401 W/kg
SAR(1 g) = 0.270 W/kg; SAR(10 g) = 0.183 W/kg
Maximum value of SAR (measured) = 0.354 W/kg



0 dB = 0.354 W/kg = -4.51 dBW/kg

Test Plot 9#: GSM 850_Body Bottom_Middle

DUT: Mobile Phone; Type: HY3-3911; Serial: 17042800320

Communication System: GPRS-4 slots; Frequency: 836.6 MHz;Duty Cycle: 1:2
Medium parameters used: f = 836.6 MHz; σ = 0.997 S/m; ε_r = 54.397; ρ = 1000 kg/m^3 ;
Phantom section: Right Section

DASY5 Configuration:

- Probe: EX3DV4 - SN7441; ConvF(9.85, 9.85, 9.85); Calibrated: 2016/11/15;
- Sensor-Surface: 1.4mm (Mechanical Surface Detection)
- Electronics: DAE3 Sn379; Calibrated: 2016/10/4
- Phantom: Triple Flat Phantom 5.1C; Type: QD 000 P51 CA; Serial: 1130
- Measurement SW: DASY52, Version 52.8 (8);

Area Scan (41x71x1): Interpolated grid: dx=1.500 mm, dy=1.500 mm
Maximum value of SAR (interpolated) = 0.203 W/kg

Zoom Scan (5x5x7)/Cube 0: Measurement grid: dx=8mm, dy=8mm, dz=5mm
Reference Value = 11.42 V/m; Power Drift = -0.01 dB
Peak SAR (extrapolated) = 0.284 W/kg
SAR(1 g) = 0.148 W/kg; SAR(10 g) = 0.079 W/kg
Maximum value of SAR (measured) = 0.218 W/kg



0 dB = 0.218 W/kg = -6.62 dBW/kg

Test Plot 10#: GSM 1900_Head Left Cheek_Middle

DUT: Mobile Phone; Type: HY3-3911; Serial: 17042800320

Communication System: GSM; Frequency: 1880 MHz;Duty Cycle: 1:8
Medium parameters used: f = 1880 MHz; σ = 1.389 S/m; ε_r = 39.84; ρ = 1000 kg/m^3 ;
Phantom section: Left Section

DASY5 Configuration:

- Probe: EX3DV4 - SN7441; ConvF(8.48, 8.48, 8.48); Calibrated: 2016/11/15;
- Sensor-Surface: 1.4mm (Mechanical Surface Detection)
- Electronics: DAE3 Sn379; Calibrated: 2016/10/4
- Phantom: SAM1; Type: QD000P40CC; Serial: TP:1412
- Measurement SW: DASY52, Version 52.8 (8);

Area Scan (111x71x1): Interpolated grid: dx=1.500 mm, dy=1.500 mm
Maximum value of SAR (interpolated) = 0.239 W/kg

Zoom Scan (5x5x7)/Cube 0: Measurement grid: dx=8mm, dy=8mm, dz=5mm
Reference Value = 5.212 V/m; Power Drift = 0.01 dB
Peak SAR (extrapolated) = 0.282 W/kg
SAR(1 g) = 0.175 W/kg; SAR(10 g) = 0.108 W/kg
Maximum value of SAR (measured) = 0.243 W/kg



0 dB = 0.243 W/kg = -6.14 dBW/kg

Test Plot 11#: GSM 1900_Head Left Tilt_Middle

DUT: Mobile Phone; Type: HY3-3911; Serial: 17042800320

Communication System: GSM; Frequency: 1880 MHz;Duty Cycle: 1:8
Medium parameters used: f = 1880 MHz; σ = 1.389 S/m; ε_r = 39.84; ρ = 1000 kg/m^3 ;
Phantom section: Left Section

DASY5 Configuration:

- Probe: EX3DV4 - SN7441; ConvF(8.48, 8.48, 8.48); Calibrated: 2016/11/15;
- Sensor-Surface: 1.4mm (Mechanical Surface Detection)
- Electronics: DAE3 Sn379; Calibrated: 2016/10/4
- Phantom: SAM1; Type: QD000P40CC; Serial: TP:1412
- Measurement SW: DASY52, Version 52.8 (8);

Area Scan (111x71x1): Interpolated grid: dx=1.500 mm, dy=1.500 mm
Maximum value of SAR (interpolated) = 0.126 W/kg

Zoom Scan (5x5x7)/Cube 0: Measurement grid: dx=8mm, dy=8mm, dz=5mm
Reference Value = 8.182 V/m; Power Drift = -0.04 dB
Peak SAR (extrapolated) = 0.140 W/kg
SAR(1 g) = 0.084 W/kg; SAR(10 g) = 0.050 W/kg
Maximum value of SAR (measured) = 0.116 W/kg



0 dB = 0.116 W/kg = -9.36 dBW/kg

Test Plot 12#: GSM 1900_Head Right Cheek_Middle

DUT: Mobile Phone; Type: HY3-3911; Serial: 17042800320

Communication System: GSM; Frequency: 1880 MHz;Duty Cycle: 1:8
Medium parameters used: f = 1880 MHz; σ = 1.389 S/m; ε_r = 39.84; ρ = 1000 kg/m^3 ;
Phantom section: Right Section

DASY5 Configuration:

- Probe: EX3DV4 - SN7441; ConvF(8.48, 8.48, 8.48); Calibrated: 2016/11/15;
- Sensor-Surface: 1.4mm (Mechanical Surface Detection)
- Electronics: DAE3 Sn379; Calibrated: 2016/10/4
- Phantom: SAM1; Type: QD000P40CC; Serial: TP:1412
- Measurement SW: DASY52, Version 52.8 (8);

Area Scan (111x71x1): Interpolated grid: dx=1.500 mm, dy=1.500 mm
Maximum value of SAR (interpolated) = 0.256 W/kg

Zoom Scan (5x5x7)/Cube 0: Measurement grid: dx=8mm, dy=8mm, dz=5mm
Reference Value = 4.119 V/m; Power Drift = -0.12 dB
Peak SAR (extrapolated) = 0.302 W/kg
SAR(1 g) = 0.188 W/kg; SAR(10 g) = 0.117 W/kg
Maximum value of SAR (measured) = 0.257 W/kg



0 dB = 0.257 W/kg = -5.90 dBW/kg

Test Plot 13#: GSM 1900_Head Right Tilt_Middle

DUT: Mobile Phone; Type: HY3-3911; Serial: 17042800320

Communication System: GSM; Frequency: 1880 MHz;Duty Cycle: 1:8
Medium parameters used: f = 1880 MHz; σ = 1.389 S/m; ε_r = 39.84; ρ = 1000 kg/m^3 ;
Phantom section: Right Section

DASY5 Configuration:

- Probe: EX3DV4 - SN7441; ConvF(8.48, 8.48, 8.48); Calibrated: 2016/11/15;
- Sensor-Surface: 1.4mm (Mechanical Surface Detection)
- Electronics: DAE3 Sn379; Calibrated: 2016/10/4
- Phantom: SAM1; Type: QD000P40CC; Serial: TP:1412
- Measurement SW: DASY52, Version 52.8 (8);

Area Scan (111x71x1): Interpolated grid: dx=1.500 mm, dy=1.500 mm
Maximum value of SAR (interpolated) = 0.0930 W/kg

Zoom Scan (5x5x7)/Cube 0: Measurement grid: dx=8mm, dy=8mm, dz=5mm
Reference Value = 6.717 V/m; Power Drift = -0.19 dB
Peak SAR (extrapolated) = 0.110 W/kg
SAR(1 g) = 0.067 W/kg; SAR(10 g) = 0.042 W/kg
Maximum value of SAR (measured) = 0.0930 W/kg

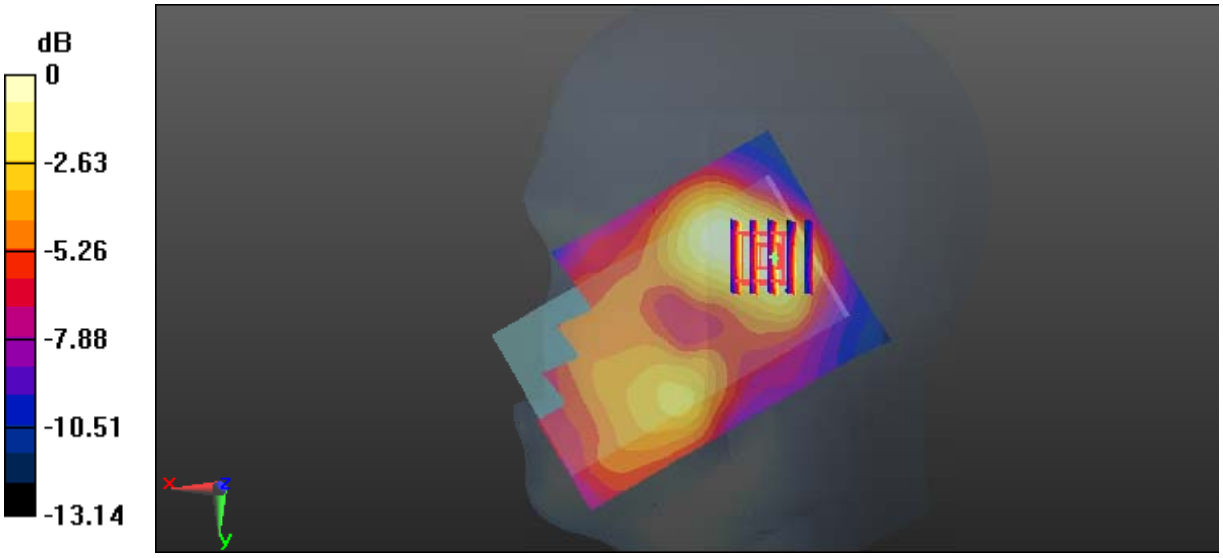

0 dB = 0.0930 W/kg = -10.32 dBW/kg

Test Plot 14#: GSM 1900_Body Worn Back_Middle

DUT: Mobile Phone; Type: HY3-3911; Serial: 17042800320

Communication System: GSM; Frequency: 1880 MHz;Duty Cycle: 1:8
Medium parameters used: f = 1880 MHz; σ = 1.538 S/m; ε_r = 52.415; ρ = 1000 kg/m^3 ;
Phantom section: Left Section

DASY5 Configuration:

- Probe: EX3DV4 - SN7441; ConvF(7.95, 7.95, 7.95); Calibrated: 2016/11/15;
- Sensor-Surface: 1.4mm (Mechanical Surface Detection)
- Electronics: DAE3 Sn379; Calibrated: 2016/10/4
- Phantom: Triple Flat Phantom 5.1C; Type: QD 000 P51 CA; Serial: 1130
- Measurement SW: DASY52, Version 52.8 (8);

Area Scan (111x71x1): Interpolated grid: dx=1.500 mm, dy=1.500 mm
Maximum value of SAR (interpolated) = 0.768 W/kg

Zoom Scan (5x5x7)/Cube 0: Measurement grid: dx=8mm, dy=8mm, dz=5mm
Reference Value = 11.41 V/m; Power Drift = 0.08 dB
Peak SAR (extrapolated) = 0.887 W/kg
SAR(1 g) = 0.510 W/kg; SAR(10 g) = 0.286 W/kg
Maximum value of SAR (measured) = 0.753 W/kg

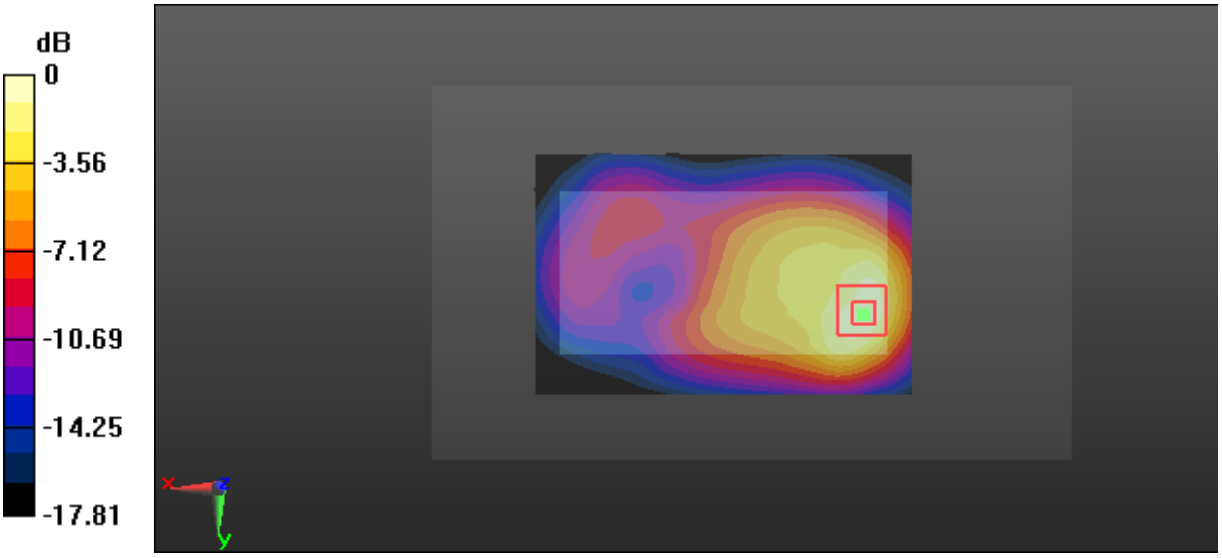

0 dB = 0.753 W/kg = -1.23 dBW/kg

Test Plot 15#: GSM 1900_Body Back_Middle

DUT: Mobile Phone; Type: HY3-3911; Serial: 17042800320

Communication System: GPRS-4 slots; Frequency: 1880 MHz;Duty Cycle: 1:2
Medium parameters used: f = 1880 MHz; σ = 1.538 S/m; ε_r = 52.415; ρ = 1000 kg/m^3 ;
Phantom section: Left Section

DASY5 Configuration:

- Probe: EX3DV4 - SN7441; ConvF(7.95, 7.95, 7.95); Calibrated: 2016/11/15;
- Sensor-Surface: 1.4mm (Mechanical Surface Detection)
- Electronics: DAE3 Sn379; Calibrated: 2016/10/4
- Phantom: Triple Flat Phantom 5.1C; Type: QD 000 P51 CA; Serial: 1130
- Measurement SW: DASY52, Version 52.8 (8);

Area Scan (111x71x1): Interpolated grid: dx=1.500 mm, dy=1.500 mm
Maximum value of SAR (interpolated) = 0.829 W/kg

Zoom Scan (5x5x7)/Cube 0: Measurement grid: dx=8mm, dy=8mm, dz=5mm
Reference Value = 11.95 V/m; Power Drift = 0.07 dB
Peak SAR (extrapolated) = 0.958 W/kg
SAR(1 g) = 0.549 W/kg; SAR(10 g) = 0.308 W/kg
Maximum value of SAR (measured) = 0.811 W/kg

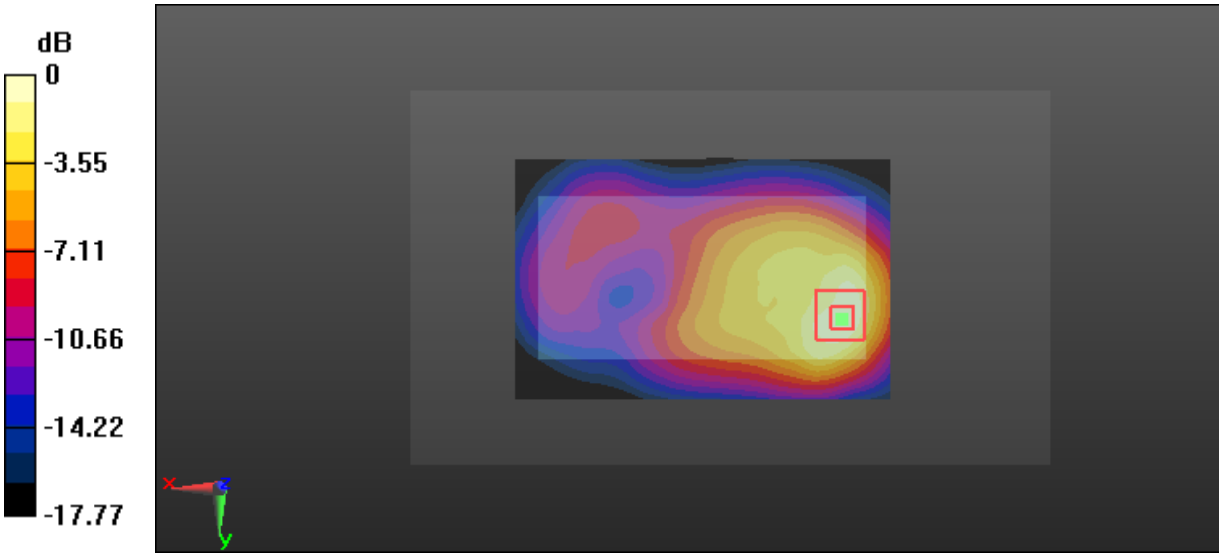

0 dB = 0.811 W/kg = -0.91 dBW/kg

Test Plot 16#: GSM 1900_Body Left_Middle

DUT: Mobile Phone; Type: HY3-3911; Serial: 17042800320

Communication System: GPRS-4 slots; Frequency: 1880 MHz;Duty Cycle: 1:2
Medium parameters used: f = 1880 MHz; σ = 1.538 S/m; ε_r = 52.415; ρ = 1000 kg/m^3 ;
Phantom section: Left Section

DASY5 Configuration:

- Probe: EX3DV4 - SN7441; ConvF(7.95, 7.95, 7.95); Calibrated: 2016/11/15;
- Sensor-Surface: 1.4mm (Mechanical Surface Detection)
- Electronics: DAE3 Sn379; Calibrated: 2016/10/4
- Phantom: Triple Flat Phantom 5.1C; Type: QD 000 P51 CA; Serial: 1130
- Measurement SW: DASY52, Version 52.8 (8);

Area Scan (111x41x1): Interpolated grid: dx=1.500 mm, dy=1.500 mm
Maximum value of SAR (interpolated) = 0.109 W/kg

Zoom Scan (5x5x7)/Cube 0: Measurement grid: dx=8mm, dy=8mm, dz=5mm
Reference Value = 5.264 V/m; Power Drift = 0.05 dB
Peak SAR (extrapolated) = 0.126 W/kg
SAR(1 g) = 0.075 W/kg; SAR(10 g) = 0.045 W/kg
Maximum value of SAR (measured) = 0.108 W/kg



0 dB = 0.108 W/kg = -9.67 dBW/kg

Test Plot 17#: GSM 1900_Body Right_Middle

DUT: Mobile Phone; Type: HY3-3911; Serial: 17042800320

Communication System: GPRS-4 slots; Frequency: 1880 MHz;Duty Cycle: 1:2
Medium parameters used: f = 1880 MHz; σ = 1.538 S/m; ε_r = 52.415; ρ = 1000 kg/m^3 ;
Phantom section: Left Section

DASY5 Configuration:

- Probe: EX3DV4 - SN7441; ConvF(7.95, 7.95, 7.95); Calibrated: 2016/11/15;
- Sensor-Surface: 1.4mm (Mechanical Surface Detection)
- Electronics: DAE3 Sn379; Calibrated: 2016/10/4
- Phantom: Triple Flat Phantom 5.1C; Type: QD 000 P51 CA; Serial: 1130
- Measurement SW: DASY52, Version 52.8 (8);

Area Scan (111x41x1): Interpolated grid: dx=1.500 mm, dy=1.500 mm
Maximum value of SAR (interpolated) = 0.141 W/kg

Zoom Scan (5x5x7)/Cube 0: Measurement grid: dx=8mm, dy=8mm, dz=5mm
Reference Value = 7.028 V/m; Power Drift = 0.01 dB
Peak SAR (extrapolated) = 0.170 W/kg
SAR(1 g) = 0.096 W/kg; SAR(10 g) = 0.054 W/kg
Maximum value of SAR (measured) = 0.143 W/kg



0 dB = 0.143 W/kg = -8.45 dBW/kg

Test Plot 18#: GSM 1900_Body Bottom_Middle

DUT: Mobile Phone; Type: HY3-3911; Serial: 17042800320

Communication System: GPRS-4 slots; Frequency: 1880 MHz;Duty Cycle: 1:2
Medium parameters used: f = 1880 MHz; σ = 1.538 S/m; ε_r = 52.415; ρ = 1000 kg/m^3 ;
Phantom section: Left Section

DASY5 Configuration:

- Probe: EX3DV4 - SN7441; ConvF(7.95, 7.95, 7.95); Calibrated: 2016/11/15;
- Sensor-Surface: 1.4mm (Mechanical Surface Detection)
- Electronics: DAE3 Sn379; Calibrated: 2016/10/4
- Phantom: Triple Flat Phantom 5.1C; Type: QD 000 P51 CA; Serial: 1130
- Measurement SW: DASY52, Version 52.8 (8);

Area Scan (41x71x1): Interpolated grid: dx=1.500 mm, dy=1.500 mm
Maximum value of SAR (interpolated) = 1.15 W/kg

Zoom Scan (5x5x7)/Cube 0: Measurement grid: dx=8mm, dy=8mm, dz=5mm
Reference Value = 23.12 V/m; Power Drift = -0.05 dB
Peak SAR (extrapolated) = 1.35 W/kg
SAR(1 g) = 0.752 W/kg; SAR(10 g) = 0.397 W/kg
Maximum value of SAR (measured) = 1.15 W/kg



0 dB = 1.15 W/kg = 0.61 dBW/kg

Test Plot 19#: WCDMA Band 2_Head Left Cheek_Middle

DUT: Mobile Phone; Type: HY3-3911; Serial: 17042800320

Communication System: WCDMA; Frequency: 1880 MHz;Duty Cycle: 1:1
Medium parameters used: f = 1880 MHz; σ = 1.389 S/m; ε_r = 39.84; ρ = 1000 kg/m^3 ;
Phantom section: Left Section

DASY5 Configuration:

- Probe: EX3DV4 - SN7441; ConvF(8.48, 8.48, 8.48); Calibrated: 2016/11/15;
- Sensor-Surface: 1.4mm (Mechanical Surface Detection)
- Electronics: DAE3 Sn379; Calibrated: 2016/10/4
- Phantom: SAM1; Type: QD000P40CC; Serial: TP:1412
- Measurement SW: DASY52, Version 52.8 (8);

Area Scan (111x71x1): Interpolated grid: dx=1.500 mm, dy=1.500 mm
Maximum value of SAR (interpolated) = 0.381 W/kg

Zoom Scan (5x5x7)/Cube 0: Measurement grid: dx=8mm, dy=8mm, dz=5mm
Reference Value = 6.157 V/m; Power Drift = -0.06 dB
Peak SAR (extrapolated) = 0.443 W/kg
SAR(1 g) = 0.278 W/kg; SAR(10 g) = 0.173 W/kg
Maximum value of SAR (measured) = 0.383 W/kg

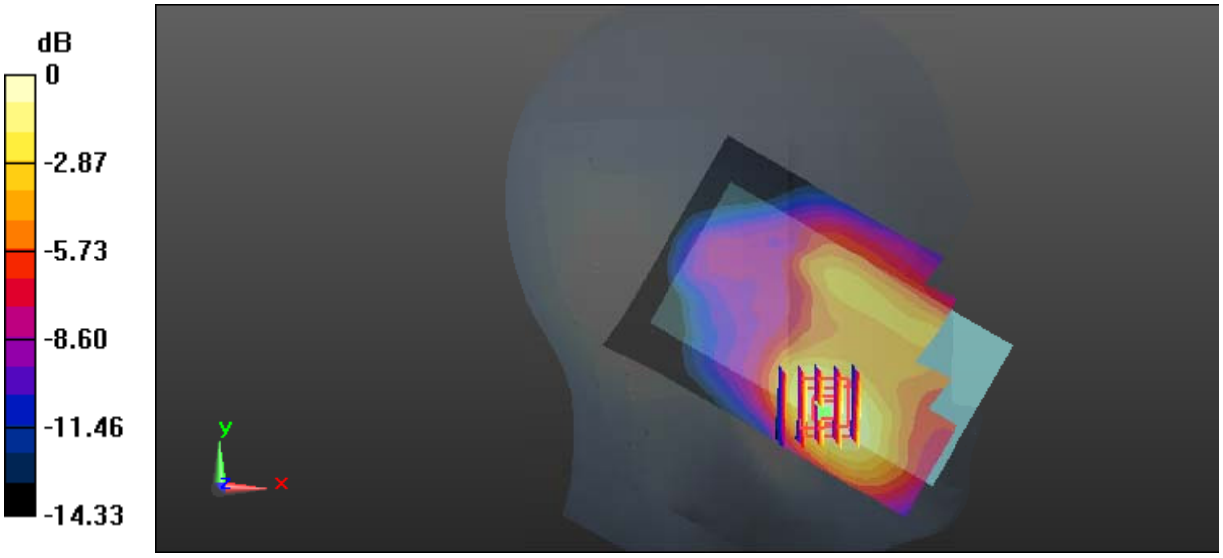

0 dB = 0.383 W/kg = -4.17 dBW/kg

Test Plot 20#: WCDMA Band 2_Head Left Tilt_Middle

DUT: Mobile Phone; Type: HY3-3911; Serial: 17042800320

Communication System: WCDMA; Frequency: 1880 MHz;Duty Cycle: 1:1
Medium parameters used: f = 1880 MHz; σ = 1.389 S/m; ε_r = 39.84; ρ = 1000 kg/m^3 ;
Phantom section: Left Section

DASY5 Configuration:

- Probe: EX3DV4 - SN7441; ConvF(8.48, 8.48, 8.48); Calibrated: 2016/11/15;
- Sensor-Surface: 1.4mm (Mechanical Surface Detection)
- Electronics: DAE3 Sn379; Calibrated: 2016/10/4
- Phantom: SAM1; Type: QD000P40CC; Serial: TP:1412
- Measurement SW: DASY52, Version 52.8 (8);

Area Scan (111x71x1): Interpolated grid: dx=1.500 mm, dy=1.500 mm
Maximum value of SAR (interpolated) = 0.154 W/kg

Zoom Scan (5x5x7)/Cube 0: Measurement grid: dx=8mm, dy=8mm, dz=5mm
Reference Value = 9.071 V/m; Power Drift = 0.05 dB
Peak SAR (extrapolated) = 0.179 W/kg
SAR(1 g) = 0.107 W/kg; SAR(10 g) = 0.063 W/kg
Maximum value of SAR (measured) = 0.149 W/kg



0 dB = 0.149 W/kg = -8.27 dBW/kg

Test Plot 21#: WCDMA Band 2_Head Right Cheek_Middle

DUT: Mobile Phone; Type: HY3-3911; Serial: 17042800320

Communication System: WCDMA; Frequency: 1880 MHz;Duty Cycle: 1:1
Medium parameters used: f = 1880 MHz; σ = 1.389 S/m; ε_r = 39.84; ρ = 1000 kg/m^3 ;
Phantom section: Right Section

DASY5 Configuration:

- Probe: EX3DV4 - SN7441; ConvF(8.48, 8.48, 8.48); Calibrated: 2016/11/15;
- Sensor-Surface: 1.4mm (Mechanical Surface Detection)
- Electronics: DAE3 Sn379; Calibrated: 2016/10/4
- Phantom: SAM1; Type: QD000P40CC; Serial: TP:1412
- Measurement SW: DASY52, Version 52.8 (8);

Area Scan (111x71x1): Interpolated grid: dx=1.500 mm, dy=1.500 mm
Maximum value of SAR (interpolated) = 0.366 W/kg

Zoom Scan (5x5x7)/Cube 0: Measurement grid: dx=8mm, dy=8mm, dz=5mm
Reference Value = 5.025 V/m; Power Drift = -0.04 dB
Peak SAR (extrapolated) = 0.432 W/kg
SAR(1 g) = 0.261 W/kg; SAR(10 g) = 0.159 W/kg
Maximum value of SAR (measured) = 0.357 W/kg

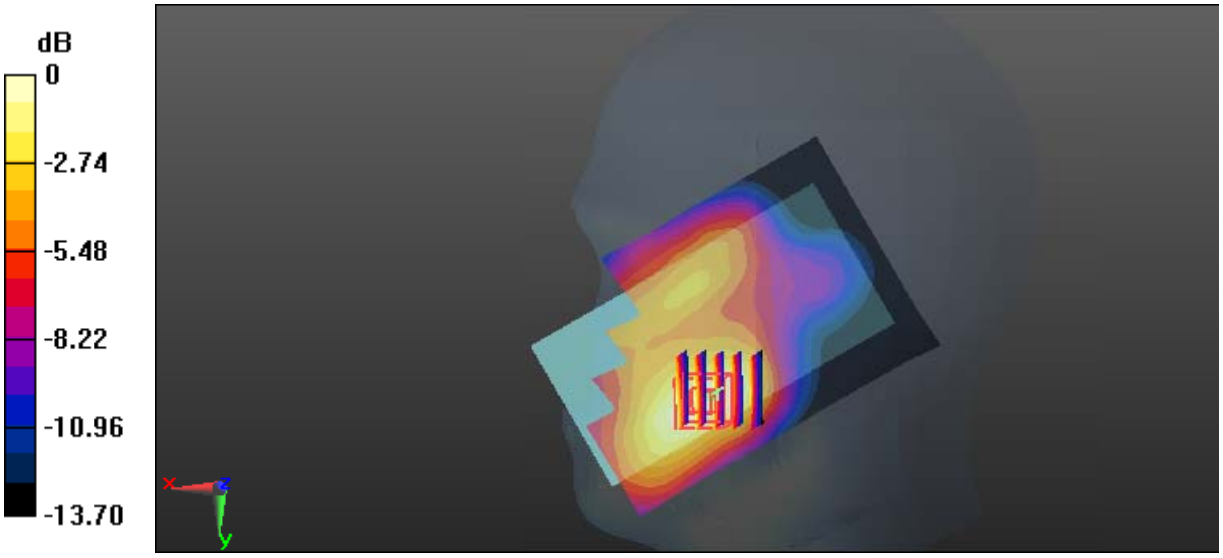

0 dB = 0.357 W/kg = -4.47 dBW/kg

Test Plot 22#: WCDMA Band 2_Head Right Tilt_Middle

DUT: Mobile Phone; Type: HY3-3911; Serial: 17042800320

Communication System: WCDMA; Frequency: 1880 MHz;Duty Cycle: 1:1
Medium parameters used: f = 1880 MHz; σ = 1.389 S/m; ε_r = 39.84; ρ = 1000 kg/m^3 ;
Phantom section: Right Section

DASY5 Configuration:

- Probe: EX3DV4 - SN7441; ConvF(8.48, 8.48, 8.48); Calibrated: 2016/11/15;
- Sensor-Surface: 1.4mm (Mechanical Surface Detection)
- Electronics: DAE3 Sn379; Calibrated: 2016/10/4
- Phantom: SAM1; Type: QD000P40CC; Serial: TP:1412
- Measurement SW: DASY52, Version 52.8 (8);

Area Scan (111x71x1): Interpolated grid: dx=1.500 mm, dy=1.500 mm
Maximum value of SAR (interpolated) = 0.128 W/kg

Zoom Scan (5x5x7)/Cube 0: Measurement grid: dx=8mm, dy=8mm, dz=5mm
Reference Value = 7.521 V/m; Power Drift = 0.07 dB
Peak SAR (extrapolated) = 0.144 W/kg
SAR(1 g) = 0.087 W/kg; SAR(10 g) = 0.053 W/kg
Maximum value of SAR (measured) = 0.123 W/kg

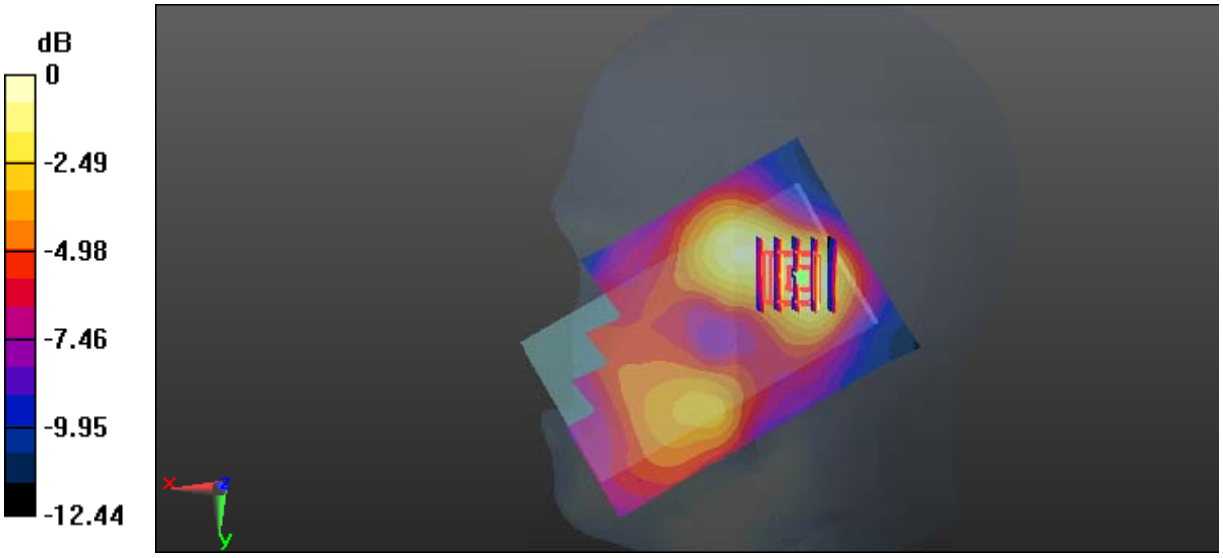

0 dB = 0.123 W/kg = -9.10 dBW/kg

Test Plot 23#: WCDMA Band 2_Body Back_Middle

DUT: Mobile Phone; Type: HY3-3911; Serial: 17042800320

Communication System: WCDMA; Frequency: 1880 MHz;Duty Cycle: 1:1
Medium parameters used: f = 1880 MHz; σ = 1.538 S/m; ε_r = 52.415; ρ = 1000 kg/m^3 ;
Phantom section: Left Section

DASY5 Configuration:

- Probe: EX3DV4 - SN7441; ConvF(7.95, 7.95, 7.95); Calibrated: 2016/11/15;
- Sensor-Surface: 1.4mm (Mechanical Surface Detection)
- Electronics: DAE3 Sn379; Calibrated: 2016/10/4
- Phantom: Triple Flat Phantom 5.1C; Type: QD 000 P51 CA; Serial: 1130
- Measurement SW: DASY52, Version 52.8 (8);

Area Scan (111x71x1): Interpolated grid: dx=1.500 mm, dy=1.500 mm
Maximum value of SAR (interpolated) = 0.837 W/kg

Zoom Scan (5x5x7)/Cube 0: Measurement grid: dx=8mm, dy=8mm, dz=5mm
Reference Value = 12.56 V/m; Power Drift = -0.01 dB
Peak SAR (extrapolated) = 0.960 W/kg
SAR(1 g) = 0.558 W/kg; SAR(10 g) = 0.323 W/kg
Maximum value of SAR (measured) = 0.809 W/kg



0 dB = 0.809 W/kg = -0.92 dBW/kg

Test Plot 24#: WCDMA Band 2_Body Left_Middle

DUT: Mobile Phone; Type: HY3-3911; Serial: 17042800320

Communication System: WCDMA; Frequency: 1880 MHz;Duty Cycle: 1:1
Medium parameters used: f = 1880 MHz; σ = 1.538 S/m; ε_r = 52.415; ρ = 1000 kg/m^3 ;
Phantom section: Left Section

DASY5 Configuration:

- Probe: EX3DV4 - SN7441; ConvF(7.95, 7.95, 7.95); Calibrated: 2016/11/15;
- Sensor-Surface: 1.4mm (Mechanical Surface Detection)
- Electronics: DAE3 Sn379; Calibrated: 2016/10/4
- Phantom: Triple Flat Phantom 5.1C; Type: QD 000 P51 CA; Serial: 1130
- Measurement SW: DASY52, Version 52.8 (8);

Area Scan (111x41x1): Interpolated grid: dx=1.500 mm, dy=1.500 mm
Maximum value of SAR (interpolated) = 0.150 W/kg

Zoom Scan (5x5x7)/Cube 0: Measurement grid: dx=8mm, dy=8mm, dz=5mm
Reference Value = 5.775 V/m; Power Drift = 0.14 dB
Peak SAR (extrapolated) = 0.170 W/kg
SAR(1 g) = 0.101 W/kg; SAR(10 g) = 0.062 W/kg
Maximum value of SAR (measured) = 0.145 W/kg



0 dB = 0.145 W/kg = -8.39 dBW/kg

Test Plot 25#: WCDMA Band 2_Body Right_Middle

DUT: Mobile Phone; Type: HY3-3911; Serial: 17042800320

Communication System: WCDMA; Frequency: 1880 MHz;Duty Cycle: 1:1
Medium parameters used: f = 1880 MHz; σ = 1.538 S/m; ε_r = 52.415; ρ = 1000 kg/m^3 ;
Phantom section: Left Section

DASY5 Configuration:

- Probe: EX3DV4 - SN7441; ConvF(7.95, 7.95, 7.95); Calibrated: 2016/11/15;
- Sensor-Surface: 1.4mm (Mechanical Surface Detection)
- Electronics: DAE3 Sn379; Calibrated: 2016/10/4
- Phantom: Triple Flat Phantom 5.1C; Type: QD 000 P51 CA; Serial: 1130
- Measurement SW: DASY52, Version 52.8 (8);

Area Scan (111x41x1): Interpolated grid: dx=1.500 mm, dy=1.500 mm
Maximum value of SAR (interpolated) = 0.256 W/kg

Zoom Scan (5x5x7)/Cube 0: Measurement grid: dx=8mm, dy=8mm, dz=5mm
Reference Value = 8.419 V/m; Power Drift = 0.07 dB
Peak SAR (extrapolated) = 0.308 W/kg
SAR(1 g) = 0.175 W/kg; SAR(10 g) = 0.100 W/kg
Maximum value of SAR (measured) = 0.260 W/kg



0 dB = 0.260 W/kg = -5.85 dBW/kg

Test Plot 26#: WCDMA Band 2_Body Bottom_Low

DUT: Mobile Phone; Type: HY3-3911; Serial: 17042800320

Communication System: WCDMA; Frequency: 1852.4 MHz;Duty Cycle: 1:1
Medium parameters used: f = 1852.4 MHz; σ = 1.516 S/m; ε_r = 52.86; ρ = 1000 kg/m^3 ;
Phantom section: Left Section

DASY5 Configuration:

- Probe: EX3DV4 - SN7441; ConvF(7.95, 7.95, 7.95); Calibrated: 2016/11/15;
- Sensor-Surface: 1.4mm (Mechanical Surface Detection)
- Electronics: DAE3 Sn379; Calibrated: 2016/10/4
- Phantom: Triple Flat Phantom 5.1C; Type: QD 000 P51 CA; Serial: 1130
- Measurement SW: DASY52, Version 52.8 (8);

Area Scan (41x71x1): Interpolated grid: dx=1.500 mm, dy=1.500 mm
Maximum value of SAR (interpolated) = 1.36 W/kg

Zoom Scan (5x5x7)/Cube 0: Measurement grid: dx=8mm, dy=8mm, dz=5mm
Reference Value = 25.33 V/m; Power Drift = 0.01 dB
Peak SAR (extrapolated) = 1.60 W/kg
SAR(1 g) = 0.903 W/kg; SAR(10 g) = 0.477 W/kg
Maximum value of SAR (measured) = 1.36 W/kg



0 dB = 1.36 W/kg = 1.34 dBW/kg

Test Plot 27#: WCDMA Band 2_Body Bottom_Middle

DUT: Mobile Phone; Type: HY3-3911; Serial: 17042800320

Communication System: WCDMA; Frequency: 1880 MHz;Duty Cycle: 1:1
Medium parameters used: f = 1880 MHz; σ = 1.538 S/m; ε_r = 52.415; ρ = 1000 kg/m^3 ;
Phantom section: Left Section

DASY5 Configuration:

- Probe: EX3DV4 - SN7441; ConvF(7.95, 7.95, 7.95); Calibrated: 2016/11/15;
- Sensor-Surface: 1.4mm (Mechanical Surface Detection)
- Electronics: DAE3 Sn379; Calibrated: 2016/10/4
- Phantom: Triple Flat Phantom 5.1C; Type: QD 000 P51 CA; Serial: 1130
- Measurement SW: DASY52, Version 52.8 (8);

Area Scan (41x71x1): Interpolated grid: dx=1.500 mm, dy=1.500 mm
Maximum value of SAR (interpolated) = 1.57 W/kg

Zoom Scan (5x5x7)/Cube 0: Measurement grid: dx=8mm, dy=8mm, dz=5mm
Reference Value = 26.88 V/m; Power Drift = -0.00 dB
Peak SAR (extrapolated) = 1.85 W/kg
SAR(1 g) = 1.04 W/kg; SAR(10 g) = 0.545 W/kg
Maximum value of SAR (measured) = 1.56 W/kg



0 dB = 1.56 W/kg = 1.93 dBW/kg

Test Plot 28#: WCDMA Band 2_Body Bottom_High

DUT: Mobile Phone; Type: HY3-3911; Serial: 17042800320

Communication System: WCDMA; Frequency: 1907.6 MHz;Duty Cycle: 1:1
Medium parameters used: f = 1907.6 MHz; σ = 1.567 S/m; ε_r = 52.427; ρ = 1000 kg/m^3 ;
Phantom section: Left Section

DASY5 Configuration:

- Probe: EX3DV4 - SN7441; ConvF(7.95, 7.95, 7.95); Calibrated: 2016/11/15;
- Sensor-Surface: 1.4mm (Mechanical Surface Detection)
- Electronics: DAE3 Sn379; Calibrated: 2016/10/4
- Phantom: Triple Flat Phantom 5.1C; Type: QD 000 P51 CA; Serial: 1130
- Measurement SW: DASY52, Version 52.8 (8);

Area Scan (41x71x1): Interpolated grid: dx=1.500 mm, dy=1.500 mm
Maximum value of SAR (interpolated) = 1.73 W/kg

Zoom Scan (5x5x7)/Cube 0: Measurement grid: dx=8mm, dy=8mm, dz=5mm
Reference Value = 27.91 V/m; Power Drift = -0.02 dB
Peak SAR (extrapolated) = 2.03 W/kg
SAR(1 g) = 1.12 W/kg; SAR(10 g) = 0.587 W/kg
Maximum value of SAR (measured) = 1.71 W/kg



0 dB = 1.71 W/kg = 2.33 dBW/kg

Test Plot 29#: WCDMA Band 5_Head Left Cheek_Middle

DUT: Mobile Phone; Type: HY3-3911; Serial: 17042800320

Communication System: WCDMA; Frequency: 836.6 MHz;Duty Cycle: 1:1
Medium parameters used: f = 836.6 MHz; σ = 0.911 S/m; ε_r = 41.541; ρ = 1000 kg/m^3 ;
Phantom section: Left Section

DASY5 Configuration:

- Probe: EX3DV4 - SN7441; ConvF(10.22, 10.22, 10.22); Calibrated: 2016/11/15;
- Sensor-Surface: 1.4mm (Mechanical Surface Detection)
- Electronics: DAE3 Sn379; Calibrated: 2016/10/4
- Phantom: SAM1; Type: QD000P40CC; Serial: TP:1412
- Measurement SW: DASY52, Version 52.8 (8);

Area Scan (111x71x1): Interpolated grid: dx=1.500 mm, dy=1.500 mm
Maximum value of SAR (interpolated) = 0.357 W/kg

Zoom Scan (5x5x7)/Cube 0: Measurement grid: dx=8mm, dy=8mm, dz=5mm
Reference Value = 7.040 V/m; Power Drift = 0.04 dB
Peak SAR (extrapolated) = 0.390 W/kg
SAR(1 g) = 0.307 W/kg; SAR(10 g) = 0.236 W/kg
Maximum value of SAR (measured) = 0.356 W/kg



0 dB = 0.356 W/kg = -4.49 dBW/kg

Test Plot 30#: WCDMA Band 5_Head Left Tilt_Middle

DUT: Mobile Phone; Type: HY3-3911; Serial: 17042800320

Communication System: WCDMA; Frequency: 836.6 MHz;Duty Cycle: 1:1
Medium parameters used: f = 836.6 MHz; σ = 0.911 S/m; ε_r = 41.541; ρ = 1000 kg/m^3 ;
Phantom section: Left Section

DASY5 Configuration:

- Probe: EX3DV4 - SN7441; ConvF(10.22, 10.22, 10.22); Calibrated: 2016/11/15;
- Sensor-Surface: 1.4mm (Mechanical Surface Detection)
- Electronics: DAE3 Sn379; Calibrated: 2016/10/4
- Phantom: SAM1; Type: QD000P40CC; Serial: TP:1412
- Measurement SW: DASY52, Version 52.8 (8);

Area Scan (111x71x1): Interpolated grid: dx=1.500 mm, dy=1.500 mm
Maximum value of SAR (interpolated) = 0.222 W/kg

Zoom Scan (5x5x7)/Cube 0: Measurement grid: dx=8mm, dy=8mm, dz=5mm
Reference Value = 10.94 V/m; Power Drift = 0.05 dB
Peak SAR (extrapolated) = 0.239 W/kg
SAR(1 g) = 0.193 W/kg; SAR(10 g) = 0.151 W/kg
Maximum value of SAR (measured) = 0.225 W/kg



0 dB = 0.225 W/kg = -6.48 dBW/kg

Test Plot 31#: WCDMA Band 5_Head Right Cheek_Middle

DUT: Mobile Phone; Type: HY3-3911; Serial: 17042800320

Communication System: WCDMA; Frequency: 836.6 MHz;Duty Cycle: 1:1
Medium parameters used: f = 836.6 MHz; σ = 0.911 S/m; ε_r = 41.541; ρ = 1000 kg/m^3 ;
Phantom section: Right Section

DASY5 Configuration:

- Probe: EX3DV4 - SN7441; ConvF(10.22, 10.22, 10.22); Calibrated: 2016/11/15;
- Sensor-Surface: 1.4mm (Mechanical Surface Detection)
- Electronics: DAE3 Sn379; Calibrated: 2016/10/4
- Phantom: SAM1; Type: QD000P40CC; Serial: TP:1412
- Measurement SW: DASY52, Version 52.8 (8);

Area Scan (111x71x1): Interpolated grid: dx=1.500 mm, dy=1.500 mm
Maximum value of SAR (interpolated) = 0.293 W/kg

Zoom Scan (5x5x7)/Cube 0: Measurement grid: dx=8mm, dy=8mm, dz=5mm
Reference Value = 7.165 V/m; Power Drift = 0.18 dB
Peak SAR (extrapolated) = 0.312 W/kg
SAR(1 g) = 0.257 W/kg; SAR(10 g) = 0.206 W/kg
Maximum value of SAR (measured) = 0.294 W/kg



0 dB = 0.294 W/kg = -5.32 dBW/kg

Test Plot 32#: WCDMA Band 5_Head Right Tilt_Middle

DUT: Mobile Phone; Type: HY3-3911; Serial: 17042800320

Communication System: WCDMA; Frequency: 836.6 MHz;Duty Cycle: 1:1
Medium parameters used: f = 836.6 MHz; σ = 0.911 S/m; ε_r = 41.541; ρ = 1000 kg/m^3 ;
Phantom section: Right Section

DASY5 Configuration:

- Probe: EX3DV4 - SN7441; ConvF(10.22, 10.22, 10.22); Calibrated: 2016/11/15;
- Sensor-Surface: 1.4mm (Mechanical Surface Detection)
- Electronics: DAE3 Sn379; Calibrated: 2016/10/4
- Phantom: SAM1; Type: QD000P40CC; Serial: TP:1412
- Measurement SW: DASY52, Version 52.8 (8);

Area Scan (111x71x1): Interpolated grid: dx=1.500 mm, dy=1.500 mm
Maximum value of SAR (interpolated) = 0.259 W/kg

Zoom Scan (5x5x7)/Cube 0: Measurement grid: dx=8mm, dy=8mm, dz=5mm
Reference Value = 11.67 V/m; Power Drift = 0.01 dB
Peak SAR (extrapolated) = 0.280 W/kg
SAR(1 g) = 0.226 W/kg; SAR(10 g) = 0.177 W/kg
Maximum value of SAR (measured) = 0.264 W/kg



0 dB = 0.264 W/kg = -5.78 dBW/kg

Test Plot 33#: WCDMA Band 5_Body Back_Middle

DUT: Mobile Phone; Type: HY3-3911; Serial: 17042800320

Communication System: WCDMA; Frequency: 836.6 MHz;Duty Cycle: 1:1
Medium parameters used: f = 836.6 MHz; σ = 0.997 S/m; ε_r = 54.397; ρ = 1000 kg/m^3 ;
Phantom section: Right Section

DASY5 Configuration:

- Probe: EX3DV4 - SN7441; ConvF(9.85, 9.85, 9.85); Calibrated: 2016/11/15;
- Sensor-Surface: 1.4mm (Mechanical Surface Detection)
- Electronics: DAE3 Sn379; Calibrated: 2016/10/4
- Phantom: Triple Flat Phantom 5.1C; Type: QD 000 P51 CA; Serial: 1130
- Measurement SW: DASY52, Version 52.8 (8);

Area Scan (111x71x1): Interpolated grid: dx=1.500 mm, dy=1.500 mm
Maximum value of SAR (interpolated) = 0.570 W/kg

Zoom Scan (5x5x7)/Cube 0: Measurement grid: dx=8mm, dy=8mm, dz=5mm
Reference Value = 22.37 V/m; Power Drift = -0.09 dB
Peak SAR (extrapolated) = 0.619 W/kg
SAR(1 g) = 0.471 W/kg; SAR(10 g) = 0.354 W/kg
Maximum value of SAR (measured) = 0.570 W/kg

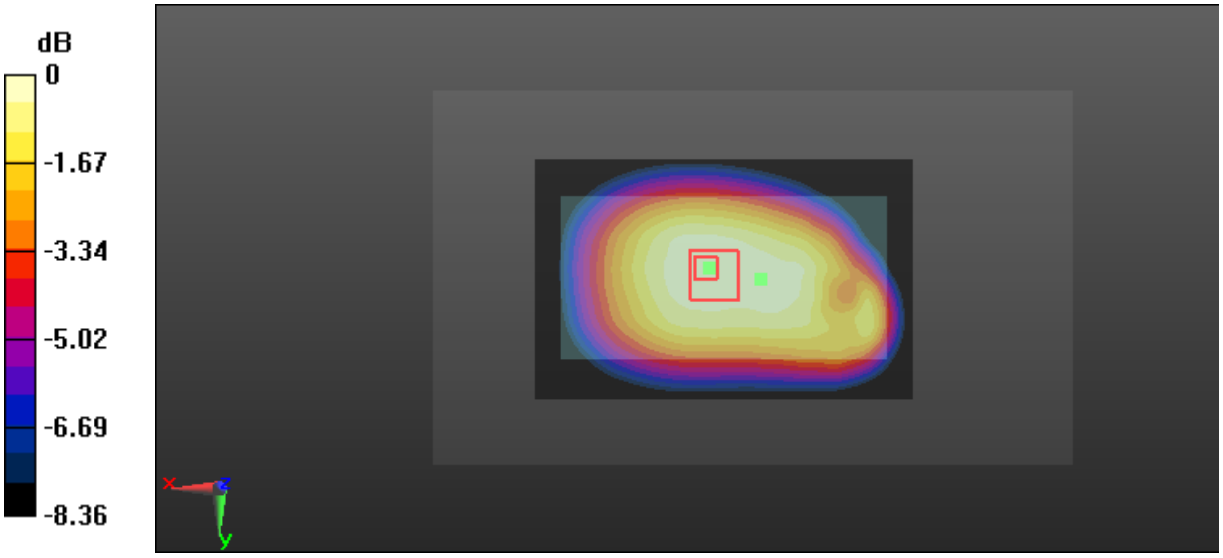

0 dB = 0.570 W/kg = -2.44 dBW/kg

Test Plot 34#: WCDMA Band 5_Body Left_Middle

DUT: Mobile Phone; Type: HY3-3911; Serial: 17042800320

Communication System: WCDMA; Frequency: 836.6 MHz;Duty Cycle: 1:1
Medium parameters used: f = 836.6 MHz; σ = 0.997 S/m; ε_r = 54.397; ρ = 1000 kg/m^3 ;
Phantom section: Right Section

DASY5 Configuration:

- Probe: EX3DV4 - SN7441; ConvF(9.85, 9.85, 9.85); Calibrated: 2016/11/15;
- Sensor-Surface: 1.4mm (Mechanical Surface Detection)
- Electronics: DAE3 Sn379; Calibrated: 2016/10/4
- Phantom: Triple Flat Phantom 5.1C; Type: QD 000 P51 CA; Serial: 1130
- Measurement SW: DASY52, Version 52.8 (8);

Area Scan (111x41x1): Interpolated grid: dx=1.500 mm, dy=1.500 mm
Maximum value of SAR (interpolated) = 0.431 W/kg

Zoom Scan (5x5x7)/Cube 0: Measurement grid: dx=8mm, dy=8mm, dz=5mm
Reference Value = 16.61 V/m; Power Drift = -0.06 dB
Peak SAR (extrapolated) = 0.484 W/kg
SAR(1 g) = 0.328 W/kg; SAR(10 g) = 0.223 W/kg
Maximum value of SAR (measured) = 0.432 W/kg



0 dB = 0.432 W/kg = -3.65 dBW/kg

Test Plot 35#: WCDMA Band 5_Body Right_Middle

DUT: Mobile Phone; Type: HY3-3911; Serial: 17042800320

Communication System: WCDMA; Frequency: 836.6 MHz;Duty Cycle: 1:1
Medium parameters used: f = 836.6 MHz; σ = 0.997 S/m; ε_r = 54.397; ρ = 1000 kg/m^3 ;
Phantom section: Right Section

DASY5 Configuration:

- Probe: EX3DV4 - SN7441; ConvF(9.85, 9.85, 9.85); Calibrated: 2016/11/15;
- Sensor-Surface: 1.4mm (Mechanical Surface Detection)
- Electronics: DAE3 Sn379; Calibrated: 2016/10/4
- Phantom: Triple Flat Phantom 5.1C; Type: QD 000 P51 CA; Serial: 1130
- Measurement SW: DASY52, Version 52.8 (8);

Area Scan (111x41x1): Interpolated grid: dx=1.500 mm, dy=1.500 mm
Maximum value of SAR (interpolated) = 0.289 W/kg

Zoom Scan (5x5x7)/Cube 0: Measurement grid: dx=8mm, dy=8mm, dz=5mm
Reference Value = 12.42 V/m; Power Drift = -0.12 dB
Peak SAR (extrapolated) = 0.326 W/kg
SAR(1 g) = 0.223 W/kg; SAR(10 g) = 0.150 W/kg
Maximum value of SAR (measured) = 0.292 W/kg



0 dB = 0.292 W/kg = -5.35 dBW/kg

Test Plot 36#: WCDMA Band 5_Body Bottom_Middle

DUT: Mobile Phone; Type: HY3-3911; Serial: 17042800320

Communication System: WCDMA; Frequency: 836.6 MHz;Duty Cycle: 1:1
Medium parameters used: f = 836.6 MHz; σ = 0.997 S/m; ε_r = 54.397; ρ = 1000 kg/m^3 ;
Phantom section: Right Section

DASY5 Configuration:

- Probe: EX3DV4 - SN7441; ConvF(9.85, 9.85, 9.85); Calibrated: 2016/11/15;
- Sensor-Surface: 1.4mm (Mechanical Surface Detection)
- Electronics: DAE3 Sn379; Calibrated: 2016/10/4
- Phantom: Triple Flat Phantom 5.1C; Type: QD 000 P51 CA; Serial: 1130
- Measurement SW: DASY52, Version 52.8 (8);

Area Scan (41x71x1): Interpolated grid: dx=1.500 mm, dy=1.500 mm
Maximum value of SAR (interpolated) = 0.181 W/kg

Zoom Scan (5x5x7)/Cube 0: Measurement grid: dx=8mm, dy=8mm, dz=5mm
Reference Value = 10.27 V/m; Power Drift = 0.13 dB
Peak SAR (extrapolated) = 0.267 W/kg
SAR(1 g) = 0.140 W/kg; SAR(10 g) = 0.075 W/kg
Maximum value of SAR (measured) = 0.220 W/kg

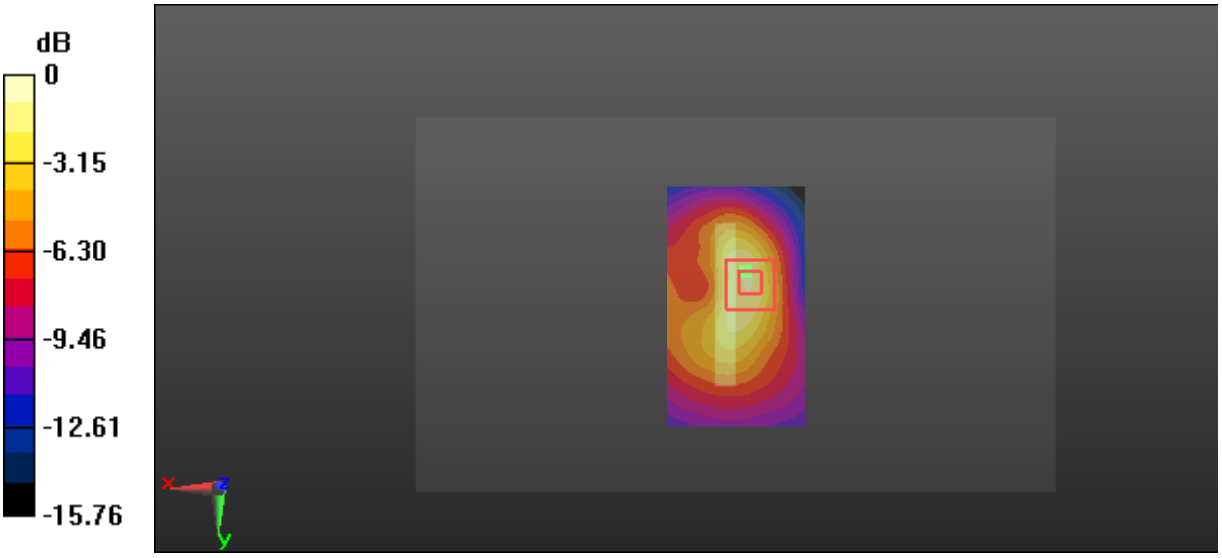

0 dB = 0.220 W/kg = -6.58 dBW/kg

Test Plot 37#: LTE Band 2_Head Left Cheek_Middle_1RB

DUT: Mobile Phone; Type: HY3-3911; Serial: 17042800320

Communication System: FDD-LTE; Frequency: 1880 MHz;Duty Cycle: 1:1
Medium parameters used: f = 1880 MHz; σ = 1.389 S/m; ε_r = 39.84; ρ = 1000 kg/m^3 ;
Phantom section: Left Section

DASY5 Configuration:

- Probe: EX3DV4 - SN7441; ConvF(8.48, 8.48, 8.48); Calibrated: 2016/11/15;
- Sensor-Surface: 1.4mm (Mechanical Surface Detection)
- Electronics: DAE3 Sn379; Calibrated: 2016/10/4
- Phantom: SAM1; Type: QD000P40CC; Serial: TP:1412
- Measurement SW: DASY52, Version 52.8 (8);

Area Scan (111x71x1): Interpolated grid: dx=1.500 mm, dy=1.500 mm
Maximum value of SAR (interpolated) = 0.296 W/kg

Zoom Scan (5x5x7)/Cube 0: Measurement grid: dx=8mm, dy=8mm, dz=5mm
Reference Value = 6.046 V/m; Power Drift = -0.01 dB
Peak SAR (extrapolated) = 0.352 W/kg
SAR(1 g) = 0.223 W/kg; SAR(10 g) = 0.141 W/kg
Maximum value of SAR (measured) = 0.304 W/kg

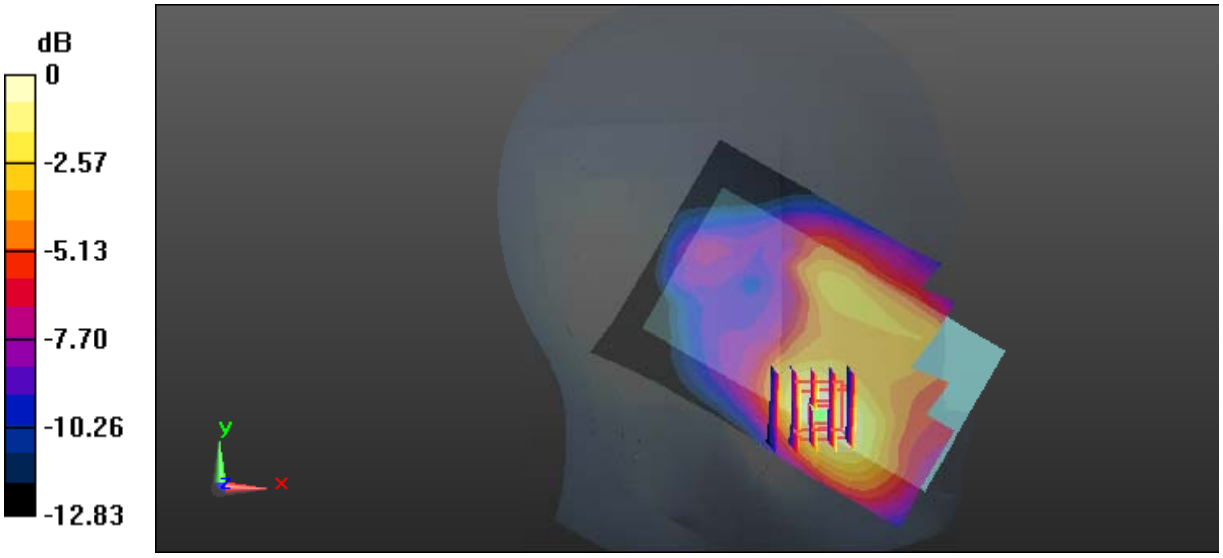

0 dB = 0.304 W/kg = -5.17 dBW/kg

Test Plot 38#: LTE Band 2_Head Left Cheek_Middle_50%RB

DUT: Mobile Phone; Type: HY3-3911; Serial: 17042800320

Communication System: FDD-LTE; Frequency: 1880 MHz;Duty Cycle: 1:1
Medium parameters used: f = 1880 MHz; σ = 1.389 S/m; ε_r = 39.84; ρ = 1000 kg/m^3 ;
Phantom section: Left Section

DASY5 Configuration:

- Probe: EX3DV4 - SN7441; ConvF(8.48, 8.48, 8.48); Calibrated: 2016/11/15;
- Sensor-Surface: 1.4mm (Mechanical Surface Detection)
- Electronics: DAE3 Sn379; Calibrated: 2016/10/4
- Phantom: SAM1; Type: QD000P40CC; Serial: TP:1412
- Measurement SW: DASY52, Version 52.8 (8);

Area Scan (111x71x1): Interpolated grid: dx=1.500 mm, dy=1.500 mm
Maximum value of SAR (interpolated) = 0.308 W/kg

Zoom Scan (5x5x7)/Cube 0: Measurement grid: dx=8mm, dy=8mm, dz=5mm
Reference Value = 6.319 V/m; Power Drift = 0.18 dB
Peak SAR (extrapolated) = 0.363 W/kg
SAR(1 g) = 0.229 W/kg; SAR(10 g) = 0.145 W/kg
Maximum value of SAR (measured) = 0.314 W/kg

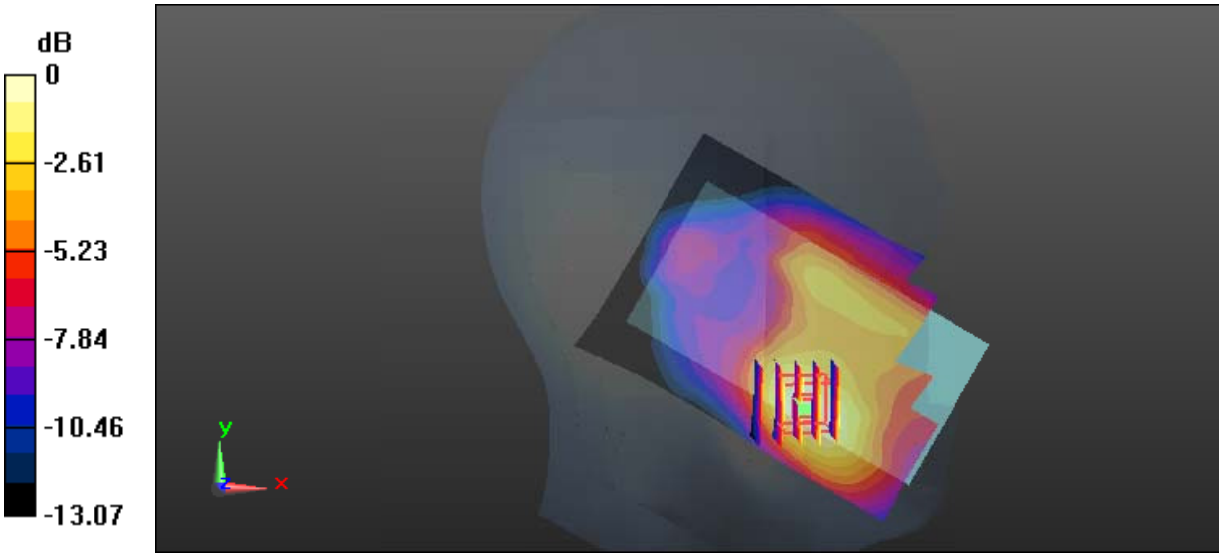

0 dB = 0.314 W/kg = -5.03 dBW/kg

Test Plot 39#: LTE Band 2_Head Left Tilt_Middle_1RB

DUT: Mobile Phone; Type: HY3-3911; Serial: 17042800320

Communication System: FDD-LTE; Frequency: 1880 MHz;Duty Cycle: 1:1
Medium parameters used: f = 1880 MHz; σ = 1.389 S/m; ε_r = 39.84; ρ = 1000 kg/m^3 ;
Phantom section: Left Section

DASY5 Configuration:

- Probe: EX3DV4 - SN7441; ConvF(8.48, 8.48, 8.48); Calibrated: 2016/11/15;
- Sensor-Surface: 1.4mm (Mechanical Surface Detection)
- Electronics: DAE3 Sn379; Calibrated: 2016/10/4
- Phantom: SAM1; Type: QD000P40CC; Serial: TP:1412
- Measurement SW: DASY52, Version 52.8 (8);

Area Scan (111x71x1): Interpolated grid: dx=1.500 mm, dy=1.500 mm
Maximum value of SAR (interpolated) = 0.114 W/kg

Zoom Scan (5x5x7)/Cube 0: Measurement grid: dx=8mm, dy=8mm, dz=5mm
Reference Value = 8.020 V/m; Power Drift = -0.04 dB
Peak SAR (extrapolated) = 0.145 W/kg
SAR(1 g) = 0.086 W/kg; SAR(10 g) = 0.051 W/kg
Maximum value of SAR (measured) = 0.121 W/kg



0 dB = 0.121 W/kg = -9.17 dBW/kg

Test Plot 40#: LTE Band 2_Head Left Tilt_Middle_50%RB

DUT: Mobile Phone; Type: HY3-3911; Serial: 17042800320

Communication System: FDD-LTE; Frequency: 1880 MHz;Duty Cycle: 1:1
Medium parameters used: f = 1880 MHz; σ = 1.389 S/m; ε_r = 39.84; ρ = 1000 kg/m^3 ;
Phantom section: Left Section

DASY5 Configuration:

- Probe: EX3DV4 - SN7441; ConvF(8.48, 8.48, 8.48); Calibrated: 2016/11/15;
- Sensor-Surface: 1.4mm (Mechanical Surface Detection)
- Electronics: DAE3 Sn379; Calibrated: 2016/10/4
- Phantom: SAM1; Type: QD000P40CC; Serial: TP:1412
- Measurement SW: DASY52, Version 52.8 (8);

Area Scan (111x71x1): Interpolated grid: dx=1.500 mm, dy=1.500 mm
Maximum value of SAR (interpolated) = 0.120 W/kg

Zoom Scan (5x5x7)/Cube 0: Measurement grid: dx=8mm, dy=8mm, dz=5mm
Reference Value = 8.353 V/m; Power Drift = 0.05 dB
Peak SAR (extrapolated) = 0.147 W/kg
SAR(1 g) = 0.087 W/kg; SAR(10 g) = 0.052 W/kg
Maximum value of SAR (measured) = 0.123 W/kg



0 dB = 0.123 W/kg = -9.10 dBW/kg

Test Plot 41#: LTE Band 2_Head Right Cheek_Middle_1RB

DUT: Mobile Phone; Type: HY3-3911; Serial: 17042800320

Communication System: FDD-LTE; Frequency: 1880 MHz;Duty Cycle: 1:1
Medium parameters used: f = 1880 MHz; σ = 1.389 S/m; ε_r = 39.84; ρ = 1000 kg/m^3 ;
Phantom section: Right Section

DASY5 Configuration:

- Probe: EX3DV4 - SN7441; ConvF(8.48, 8.48, 8.48); Calibrated: 2016/11/15;
- Sensor-Surface: 1.4mm (Mechanical Surface Detection)
- Electronics: DAE3 Sn379; Calibrated: 2016/10/4
- Phantom: SAM1; Type: QD000P40CC; Serial: TP:1412
- Measurement SW: DASY52, Version 52.8 (8);

Area Scan (111x71x1): Interpolated grid: dx=1.500 mm, dy=1.500 mm
Maximum value of SAR (interpolated) = 0.321 W/kg

Zoom Scan (5x5x7)/Cube 0: Measurement grid: dx=8mm, dy=8mm, dz=5mm
Reference Value = 5.773 V/m; Power Drift = 0.03 dB
Peak SAR (extrapolated) = 0.366 W/kg
SAR(1 g) = 0.229 W/kg; SAR(10 g) = 0.144 W/kg
Maximum value of SAR (measured) = 0.314 W/kg

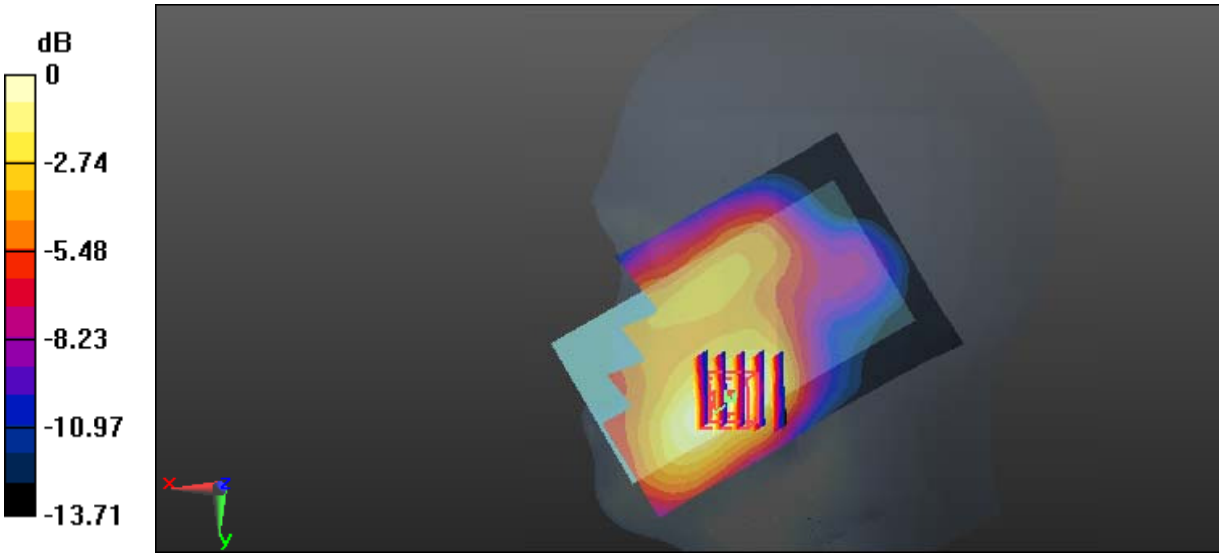

0 dB = 0.314 W/kg = -5.03 dBW/kg

Test Plot 42#: LTE Band 2_Head Right Cheek_Middle_50%RB

DUT: Mobile Phone; Type: HY3-3911; Serial: 17042800320

Communication System: FDD-LTE; Frequency: 1880 MHz;Duty Cycle: 1:1
Medium parameters used: f = 1880 MHz; σ = 1.389 S/m; ε_r = 39.84; ρ = 1000 kg/m^3 ;
Phantom section: Right Section

DASY5 Configuration:

- Probe: EX3DV4 - SN7441; ConvF(8.48, 8.48, 8.48); Calibrated: 2016/11/15;
- Sensor-Surface: 1.4mm (Mechanical Surface Detection)
- Electronics: DAE3 Sn379; Calibrated: 2016/10/4
- Phantom: SAM1; Type: QD000P40CC; Serial: TP:1412
- Measurement SW: DASY52, Version 52.8 (8);

Area Scan (111x71x1): Interpolated grid: dx=1.500 mm, dy=1.500 mm
Maximum value of SAR (interpolated) = 0.338 W/kg

Zoom Scan (5x5x7)/Cube 0: Measurement grid: dx=8mm, dy=8mm, dz=5mm
Reference Value = 5.507 V/m; Power Drift = 0.16 dB
Peak SAR (extrapolated) = 0.408 W/kg
SAR(1 g) = 0.252 W/kg; SAR(10 g) = 0.157 W/kg
Maximum value of SAR (measured) = 0.346 W/kg



0 dB = 0.346 W/kg = -4.61 dBW/kg

Test Plot 43#: LTE Band 2_Head Right Tilt_Middle_1RB

DUT: Mobile Phone; Type: HY3-3911; Serial: 17042800320

Communication System: FDD-LTE; Frequency: 1880 MHz;Duty Cycle: 1:1
Medium parameters used: f = 1880 MHz; σ = 1.389 S/m; ε_r = 39.84; ρ = 1000 kg/m^3 ;
Phantom section: Right Section

DASY5 Configuration:

- Probe: EX3DV4 - SN7441; ConvF(8.48, 8.48, 8.48); Calibrated: 2016/11/15;
- Sensor-Surface: 1.4mm (Mechanical Surface Detection)
- Electronics: DAE3 Sn379; Calibrated: 2016/10/4
- Phantom: SAM1; Type: QD000P40CC; Serial: TP:1412
- Measurement SW: DASY52, Version 52.8 (8);

Area Scan (111x71x1): Interpolated grid: dx=1.500 mm, dy=1.500 mm
Maximum value of SAR (interpolated) = 0.112 W/kg

Zoom Scan (5x5x7)/Cube 0: Measurement grid: dx=8mm, dy=8mm, dz=5mm
Reference Value = 7.665 V/m; Power Drift = 0.03 dB
Peak SAR (extrapolated) = 0.125 W/kg
SAR(1 g) = 0.074 W/kg; SAR(10 g) = 0.045 W/kg
Maximum value of SAR (measured) = 0.104 W/kg

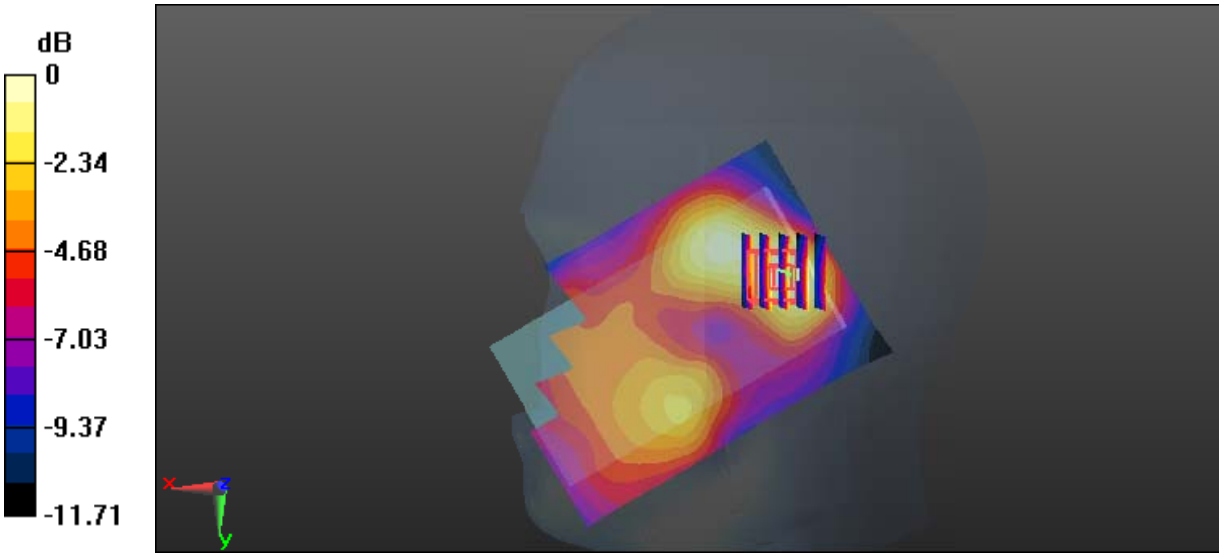

0 dB = 0.104 W/kg = -9.83 dBW/kg

Test Plot 44#: LTE Band 2_Head Right Tilt_Middle_50%RB

DUT: Mobile Phone; Type: HY3-3911; Serial: 17042800320

Communication System: FDD-LTE; Frequency: 1880 MHz;Duty Cycle: 1:1
Medium parameters used: f = 1880 MHz; σ = 1.389 S/m; ε_r = 39.84; ρ = 1000 kg/m^3 ;
Phantom section: Right Section

DASY5 Configuration:

- Probe: EX3DV4 - SN7441; ConvF(8.48, 8.48, 8.48); Calibrated: 2016/11/15;
- Sensor-Surface: 1.4mm (Mechanical Surface Detection)
- Electronics: DAE3 Sn379; Calibrated: 2016/10/4
- Phantom: SAM1; Type: QD000P40CC; Serial: TP:1412
- Measurement SW: DASY52, Version 52.8 (8);

Area Scan (111x71x1): Interpolated grid: dx=1.500 mm, dy=1.500 mm
Maximum value of SAR (interpolated) = 0.123 W/kg

Zoom Scan (5x5x7)/Cube 0: Measurement grid: dx=8mm, dy=8mm, dz=5mm
Reference Value = 8.074 V/m; Power Drift = 0.07 dB
Peak SAR (extrapolated) = 0.132 W/kg
SAR(1 g) = 0.081 W/kg; SAR(10 g) = 0.049 W/kg
Maximum value of SAR (measured) = 0.113 W/kg

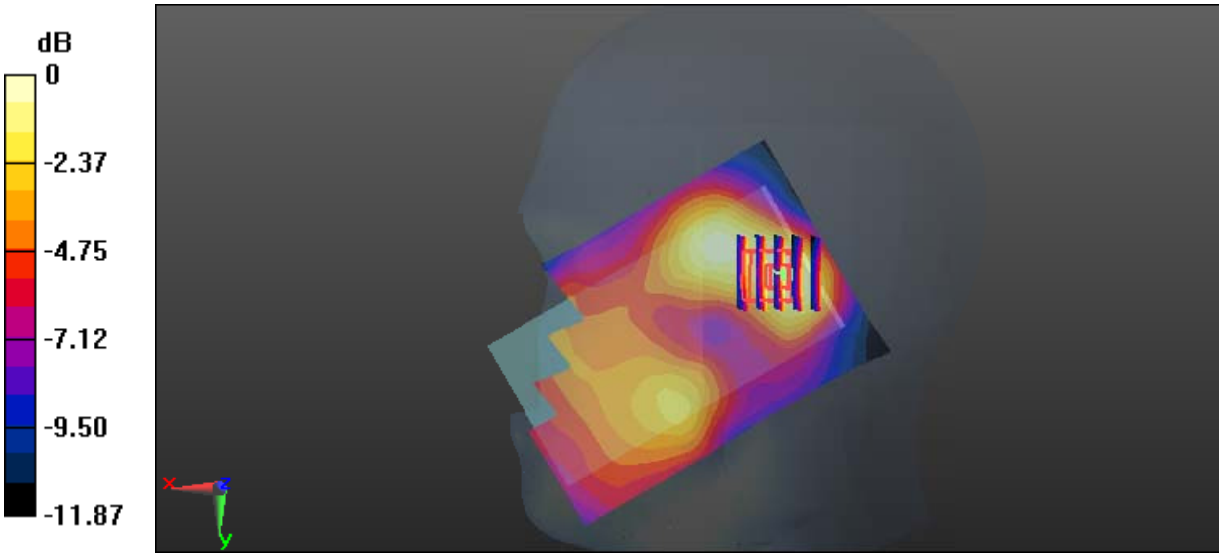

0 dB = 0.113 W/kg = -9.47 dBW/kg

Test Plot 45#: LTE Band 2_Body Back_Low_1RB

DUT: Mobile Phone; Type: HY3-3911; Serial: 17042800320

Communication System: FDD-LTE; Frequency: 1860 MHz;Duty Cycle: 1:1
Medium parameters used: f = 1860 MHz; σ = 1.523 S/m; ε_r = 52.688; ρ = 1000 kg/m^3 ;
Phantom section: Left Section

DASY5 Configuration:

- Probe: EX3DV4 - SN7441; ConvF(7.95, 7.95, 7.95); Calibrated: 2016/11/15;
- Sensor-Surface: 1.4mm (Mechanical Surface Detection)
- Electronics: DAE3 Sn379; Calibrated: 2016/10/4
- Phantom: Triple Flat Phantom 5.1C; Type: QD 000 P51 CA; Serial: 1130
- Measurement SW: DASY52, Version 52.8 (8);

Area Scan (111x71x1): Interpolated grid: dx=1.500 mm, dy=1.500 mm
Maximum value of SAR (interpolated) = 1.28 W/kg

Zoom Scan (5x5x7)/Cube 0: Measurement grid: dx=8mm, dy=8mm, dz=5mm
Reference Value = 14.45 V/m; Power Drift = 0.04 dB
Peak SAR (extrapolated) = 1.49 W/kg
SAR(1 g) = 0.837 W/kg; SAR(10 g) = 0.462 W/kg
Maximum value of SAR (measured) = 1.24 W/kg



0 dB = 1.24 W/kg = 0.93 dBW/kg

Test Plot 46#: LTE Band 2_Body Back_Middle_1RB

DUT: Mobile Phone; Type: HY3-3911; Serial: 17042800320

Communication System: FDD-LTE; Frequency: 1880 MHz;Duty Cycle: 1:1
Medium parameters used: f = 1880 MHz; σ = 1.538 S/m; ε_r = 52.415; ρ = 1000 kg/m^3 ;
Phantom section: Left Section

DASY5 Configuration:

- Probe: EX3DV4 - SN7441; ConvF(7.95, 7.95, 7.95); Calibrated: 2016/11/15;
- Sensor-Surface: 1.4mm (Mechanical Surface Detection)
- Electronics: DAE3 Sn379; Calibrated: 2016/10/4
- Phantom: Triple Flat Phantom 5.1C; Type: QD 000 P51 CA; Serial: 1130
- Measurement SW: DASY52, Version 52.8 (8);

Area Scan (111x71x1): Interpolated grid: dx=1.500 mm, dy=1.500 mm
Maximum value of SAR (interpolated) = 1.34 W/kg

Zoom Scan (5x5x7)/Cube 0: Measurement grid: dx=8mm, dy=8mm, dz=5mm
Reference Value = 15.36 V/m; Power Drift = -0.02 dB
Peak SAR (extrapolated) = 1.55 W/kg
SAR(1 g) = 0.862 W/kg; SAR(10 g) = 0.471 W/kg
Maximum value of SAR (measured) = 1.29 W/kg



0 dB = 1.29 W/kg = 1.11 dBW/kg

Test Plot 47#: LTE Band 2_Body Back_High_1RB

DUT: Mobile Phone; Type: HY3-3911; Serial: 17042800320

Communication System: FDD-LTE; Frequency: 1900 MHz;Duty Cycle: 1:1
Medium parameters used: f = 1900 MHz; σ = 1.573 S/m; ε_r = 52.513; ρ = 1000 kg/m^3 ;
Phantom section: Left Section

DASY5 Configuration:

- Probe: EX3DV4 - SN7441; ConvF(7.95, 7.95, 7.95); Calibrated: 2016/11/15;
- Sensor-Surface: 1.4mm (Mechanical Surface Detection)
- Electronics: DAE3 Sn379; Calibrated: 2016/10/4
- Phantom: Triple Flat Phantom 5.1C; Type: QD 000 P51 CA; Serial: 1130
- Measurement SW: DASY52, Version 52.8 (8);

Area Scan (111x71x1): Interpolated grid: dx=1.500 mm, dy=1.500 mm
Maximum value of SAR (interpolated) = 1.29 W/kg

Zoom Scan (5x5x7)/Cube 0: Measurement grid: dx=8mm, dy=8mm, dz=5mm
Reference Value = 14.23 V/m; Power Drift = -0.02 dB
Peak SAR (extrapolated) = 1.52 W/kg
SAR(1 g) = 0.834 W/kg; SAR(10 g) = 0.450 W/kg
Maximum value of SAR (measured) = 1.26 W/kg

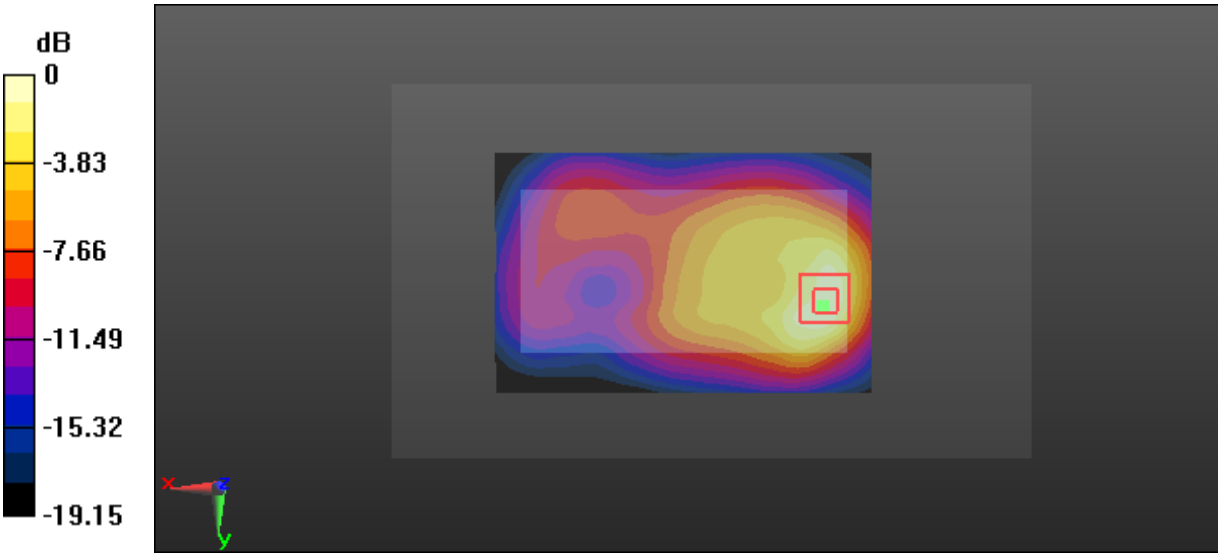

0 dB = 1.26 W/kg = 1.00 dBW/kg

Test Plot 48#: LTE Band 2_Body Back_Low_50%RB

DUT: Mobile Phone; Type: HY3-3911; Serial: 17042800320

Communication System: FDD-LTE; Frequency: 1860 MHz;Duty Cycle: 1:1
Medium parameters used: f = 1860 MHz; σ = 1.523 S/m; ε_r = 52.688; ρ = 1000 kg/m^3 ;
Phantom section: Left Section

DASY5 Configuration:

- Probe: EX3DV4 - SN7441; ConvF(7.95, 7.95, 7.95); Calibrated: 2016/11/15;
- Sensor-Surface: 1.4mm (Mechanical Surface Detection)
- Electronics: DAE3 Sn379; Calibrated: 2016/10/4
- Phantom: Triple Flat Phantom 5.1C; Type: QD 000 P51 CA; Serial: 1130
- Measurement SW: DASY52, Version 52.8 (8);

Area Scan (111x71x1): Interpolated grid: dx=1.500 mm, dy=1.500 mm
Maximum value of SAR (interpolated) = 1.22 W/kg

Zoom Scan (5x5x7)/Cube 0: Measurement grid: dx=8mm, dy=8mm, dz=5mm
Reference Value = 14.36 V/m; Power Drift = 0.02 dB
Peak SAR (extrapolated) = 1.46 W/kg
SAR(1 g) = 0.83 W/kg; SAR(10 g) = 0.458 W/kg
Maximum value of SAR (measured) = 1.18 W/kg

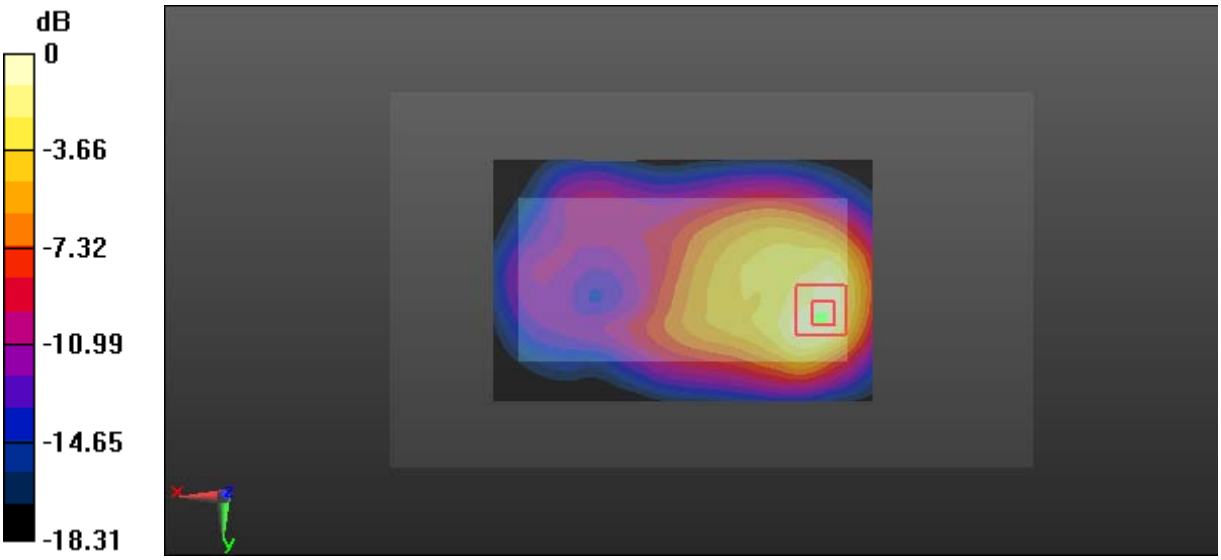

0 dB = 1.18 W/kg = 0.72 dBW/kg

Test Plot 49#: LTE Band 2_Body Back_Middle_50%RB

DUT: Mobile Phone; Type: HY3-3911; Serial: 17042800320

Communication System: FDD-LTE; Frequency: 1880 MHz;Duty Cycle: 1:1
Medium parameters used: f = 1880 MHz; σ = 1.538 S/m; ε_r = 52.415; ρ = 1000 kg/m^3 ;
Phantom section: Left Section

DASY5 Configuration:

- Probe: EX3DV4 - SN7441; ConvF(7.95, 7.95, 7.95); Calibrated: 2016/11/15;
- Sensor-Surface: 1.4mm (Mechanical Surface Detection)
- Electronics: DAE3 Sn379; Calibrated: 2016/10/4
- Phantom: Triple Flat Phantom 5.1C; Type: QD 000 P51 CA; Serial: 1130
- Measurement SW: DASY52, Version 52.8 (8);

Area Scan (111x71x1): Interpolated grid: dx=1.500 mm, dy=1.500 mm
Maximum value of SAR (interpolated) = 1.32 W/kg

Zoom Scan (5x5x7)/Cube 0: Measurement grid: dx=8mm, dy=8mm, dz=5mm
Reference Value = 14.61 V/m; Power Drift = 0.01 dB
Peak SAR (extrapolated) = 1.57 W/kg
SAR(1 g) = 0.858 W/kg; SAR(10 g) = 0.467 W/kg
Maximum value of SAR (measured) = 1.30 W/kg



0 dB = 1.30 W/kg = 1.14 dBW/kg

Test Plot 50#: LTE Band 2_Body Back_High_50%RB

DUT: Mobile Phone; Type: HY3-3911; Serial: 17042800320

Communication System: FDD-LTE; Frequency: 1900 MHz;Duty Cycle: 1:1
Medium parameters used: f = 1900 MHz; σ = 1.573 S/m; ε_r = 52.513; ρ = 1000 kg/m^3 ;
Phantom section: Left Section

DASY5 Configuration:

- Probe: EX3DV4 - SN7441; ConvF(7.95, 7.95, 7.95); Calibrated: 2016/11/15;
- Sensor-Surface: 1.4mm (Mechanical Surface Detection)
- Electronics: DAE3 Sn379; Calibrated: 2016/10/4
- Phantom: Triple Flat Phantom 5.1C; Type: QD 000 P51 CA; Serial: 1130
- Measurement SW: DASY52, Version 52.8 (8);

Area Scan (111x71x1): Interpolated grid: dx=1.500 mm, dy=1.500 mm
Maximum value of SAR (interpolated) = 1.24 W/kg

Zoom Scan (5x5x7)/Cube 0: Measurement grid: dx=8mm, dy=8mm, dz=5mm
Reference Value = 14.06 V/m; Power Drift = -0.06 dB
Peak SAR (extrapolated) = 1.52 W/kg
SAR(1 g) = 0.821 W/kg; SAR(10 g) = 0.436 W/kg
Maximum value of SAR (measured) = 1.16 W/kg

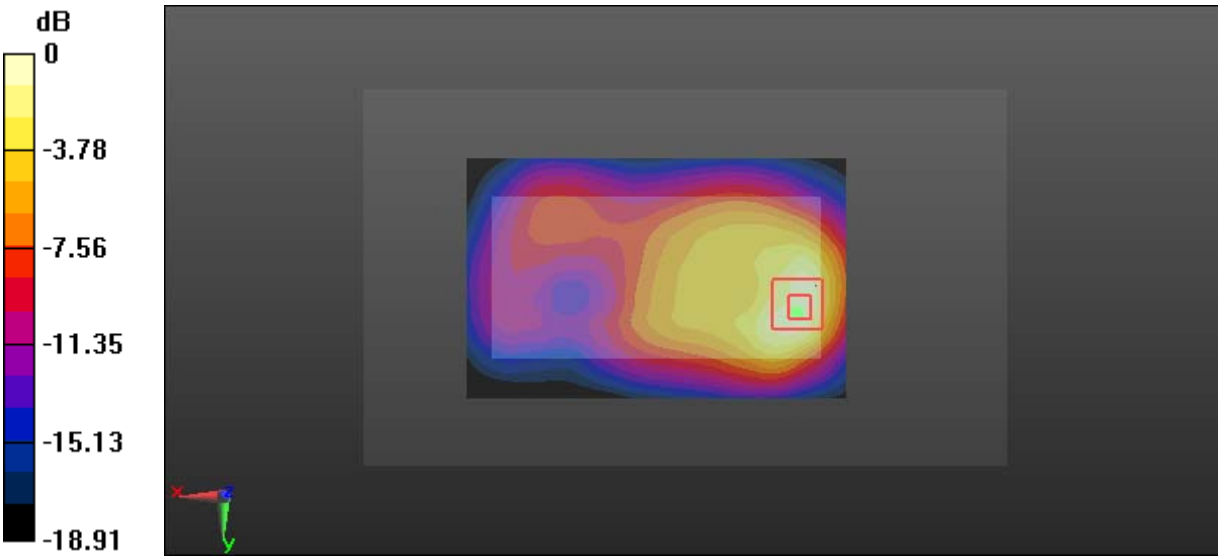

0 dB = 1.16 W/kg = 0.64 dBW/kg

Test Plot 51#: LTE Band 2_Body Back_High_100%RB

DUT: Mobile Phone; Type: HY3-3911; Serial: 17042800320

Communication System: FDD-LTE; Frequency: 1900 MHz;Duty Cycle: 1:1
Medium parameters used: f = 1900 MHz; σ = 1.573 S/m; ε_r = 52.513; ρ = 1000 kg/m^3 ;
Phantom section: Left Section

DASY5 Configuration:

- Probe: EX3DV4 - SN7441; ConvF(7.95, 7.95, 7.95); Calibrated: 2016/11/15;
- Sensor-Surface: 1.4mm (Mechanical Surface Detection)
- Electronics: DAE3 Sn379; Calibrated: 2016/10/4
- Phantom: Triple Flat Phantom 5.1C; Type: QD 000 P51 CA; Serial: 1130
- Measurement SW: DASY52, Version 52.8 (8);

Area Scan (111x71x1): Interpolated grid: dx=1.500 mm, dy=1.500 mm
Maximum value of SAR (interpolated) = 1.05 W/kg

Zoom Scan (5x5x7)/Cube 0: Measurement grid: dx=8mm, dy=8mm, dz=5mm
Reference Value = 13.14 V/m; Power Drift = 0.02 dB
Peak SAR (extrapolated) = 1.27 W/kg
SAR(1 g) = 0.774 W/kg; SAR(10 g) = 0.418 W/kg
Maximum value of SAR (measured) = 1.01 W/kg

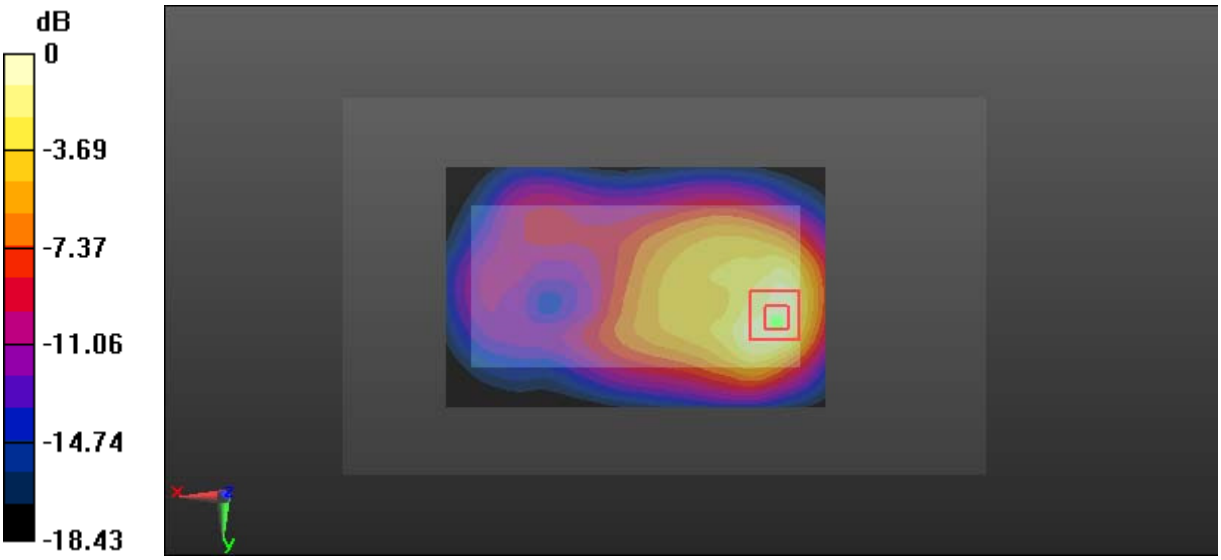

0 dB = 1.01 W/kg = 0.04 dBW/kg

Test Plot 52#: LTE Band 2_Body Left_Middle_1RB

DUT: Mobile Phone; Type: HY3-3911; Serial: 17042800320

Communication System: FDD-LTE; Frequency: 1880 MHz;Duty Cycle: 1:1
Medium parameters used: f = 1880 MHz; σ = 1.538 S/m; ε_r = 52.415; ρ = 1000 kg/m^3 ;
Phantom section: Left Section

DASY5 Configuration:

- Probe: EX3DV4 - SN7441; ConvF(7.95, 7.95, 7.95); Calibrated: 2016/11/15;
- Sensor-Surface: 1.4mm (Mechanical Surface Detection)
- Electronics: DAE3 Sn379; Calibrated: 2016/10/4
- Phantom: Triple Flat Phantom 5.1C; Type: QD 000 P51 CA; Serial: 1130
- Measurement SW: DASY52, Version 52.8 (8);

Area Scan (111x41x1): Interpolated grid: dx=1.500 mm, dy=1.500 mm
Maximum value of SAR (interpolated) = 0.163 W/kg

Zoom Scan (5x5x7)/Cube 0: Measurement grid: dx=8mm, dy=8mm, dz=5mm
Reference Value = 6.690 V/m; Power Drift = 0.00 dB
Peak SAR (extrapolated) = 0.184 W/kg
SAR(1 g) = 0.103 W/kg; SAR(10 g) = 0.059 W/kg
Maximum value of SAR (measured) = 0.154 W/kg

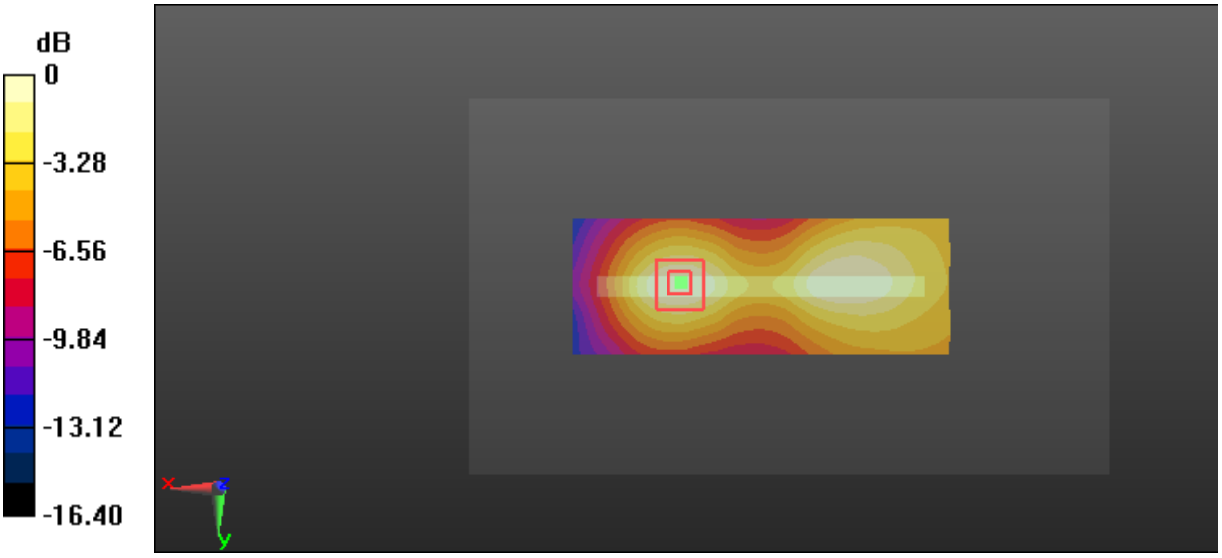

0 dB = 0.154 W/kg = -8.12 dBW/kg

Test Plot 53#: LTE Band 2_Body Left_Middle_50%RB

DUT: Mobile Phone; Type: HY3-3911; Serial: 17042800320

Communication System: FDD-LTE; Frequency: 1880 MHz;Duty Cycle: 1:1
Medium parameters used: f = 1880 MHz; σ = 1.538 S/m; ε_r = 52.415; ρ = 1000 kg/m^3 ;
Phantom section: Left Section

DASY5 Configuration:

- Probe: EX3DV4 - SN7441; ConvF(7.95, 7.95, 7.95); Calibrated: 2016/11/15;
- Sensor-Surface: 1.4mm (Mechanical Surface Detection)
- Electronics: DAE3 Sn379; Calibrated: 2016/10/4
- Phantom: Triple Flat Phantom 5.1C; Type: QD 000 P51 CA; Serial: 1130
- Measurement SW: DASY52, Version 52.8 (8);

Area Scan (111x41x1): Interpolated grid: dx=1.500 mm, dy=1.500 mm
Maximum value of SAR (interpolated) = 0.154 W/kg

Zoom Scan (5x5x7)/Cube 0: Measurement grid: dx=8mm, dy=8mm, dz=5mm
Reference Value = 6.314 V/m; Power Drift = -0.07 dB
Peak SAR (extrapolated) = 0.181 W/kg
SAR(1 g) = 0.104 W/kg; SAR(10 g) = 0.061 W/kg
Maximum value of SAR (measured) = 0.151 W/kg



0 dB = 0.151 W/kg = -8.21 dBW/kg

Test Plot 54#: LTE Band 2_Body Right_Middle_1RB

DUT: Mobile Phone; Type: HY3-3911; Serial: 17042800320

Communication System: FDD-LTE; Frequency: 1880 MHz;Duty Cycle: 1:1
Medium parameters used: f = 1880 MHz; σ = 1.538 S/m; ε_r = 52.415; ρ = 1000 kg/m^3 ;
Phantom section: Left Section

DASY5 Configuration:

- Probe: EX3DV4 - SN7441; ConvF(7.95, 7.95, 7.95); Calibrated: 2016/11/15;
- Sensor-Surface: 1.4mm (Mechanical Surface Detection)
- Electronics: DAE3 Sn379; Calibrated: 2016/10/4
- Phantom: Triple Flat Phantom 5.1C; Type: QD 000 P51 CA; Serial: 1130
- Measurement SW: DASY52, Version 52.8 (8);

Area Scan (111x41x1): Interpolated grid: dx=1.500 mm, dy=1.500 mm
Maximum value of SAR (interpolated) = 0.240 W/kg

Zoom Scan (5x5x7)/Cube 0: Measurement grid: dx=8mm, dy=8mm, dz=5mm
Reference Value = 8.814 V/m; Power Drift = -0.08 dB
Peak SAR (extrapolated) = 0.295 W/kg
SAR(1 g) = 0.162 W/kg; SAR(10 g) = 0.090 W/kg
Maximum value of SAR (measured) = 0.246 W/kg



0 dB = 0.246 W/kg = -6.09 dBW/kg

Test Plot 55#: LTE Band 2_Body Right_Middle_50%RB

DUT: Mobile Phone; Type: HY3-3911; Serial: 17042800320

Communication System: FDD-LTE; Frequency: 1880 MHz;Duty Cycle: 1:1
Medium parameters used: f = 1880 MHz; σ = 1.538 S/m; ε_r = 52.415; ρ = 1000 kg/m^3 ;
Phantom section: Left Section

DASY5 Configuration:

- Probe: EX3DV4 - SN7441; ConvF(7.95, 7.95, 7.95); Calibrated: 2016/11/15;
- Sensor-Surface: 1.4mm (Mechanical Surface Detection)
- Electronics: DAE3 Sn379; Calibrated: 2016/10/4
- Phantom: Triple Flat Phantom 5.1C; Type: QD 000 P51 CA; Serial: 1130
- Measurement SW: DASY52, Version 52.8 (8);

Area Scan (111x41x1): Interpolated grid: dx=1.500 mm, dy=1.500 mm
Maximum value of SAR (interpolated) = 0.233 W/kg

Zoom Scan (5x5x7)/Cube 0: Measurement grid: dx=8mm, dy=8mm, dz=5mm
Reference Value = 8.702 V/m; Power Drift = -0.11 dB
Peak SAR (extrapolated) = 0.287 W/kg
SAR(1 g) = 0.158 W/kg; SAR(10 g) = 0.088 W/kg
Maximum value of SAR (measured) = 0.241 W/kg

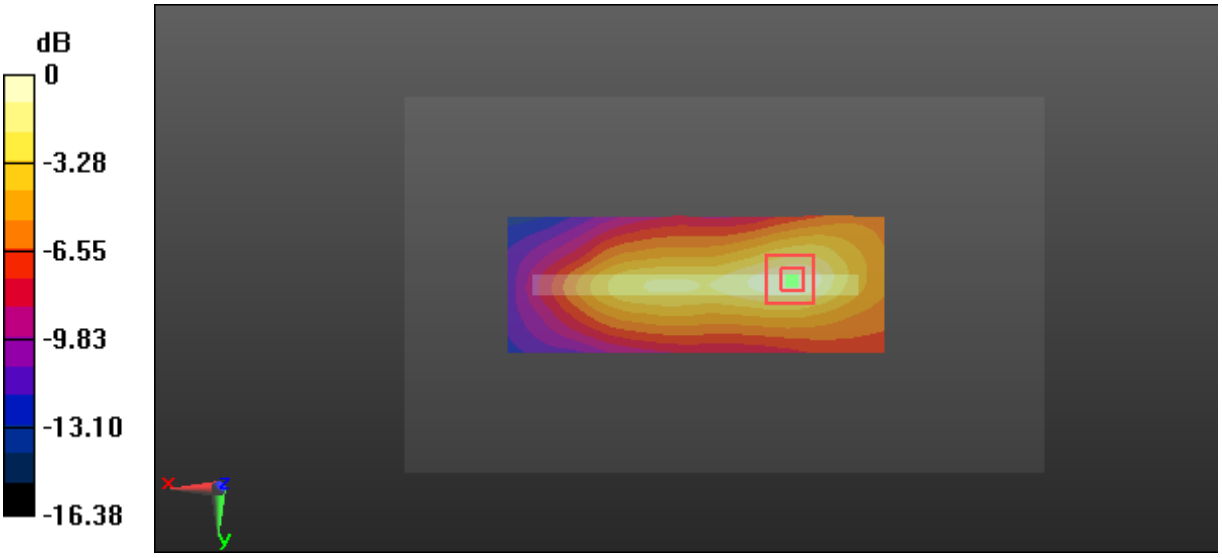

0 dB = 0.241 W/kg = -6.18 dBW/kg

Test Plot 56#: LTE Band 2_Body Bottom_Low_1RB

DUT: Mobile Phone; Type: HY3-3911; Serial: 17042800320

Communication System: FDD-LTE; Frequency: 1860 MHz;Duty Cycle: 1:1
Medium parameters used: f = 1860 MHz; σ = 1.523 S/m; ε_r = 52.688; ρ = 1000 kg/m^3 ;
Phantom section: Left Section

DASY5 Configuration:

- Probe: EX3DV4 - SN7441; ConvF(7.95, 7.95, 7.95); Calibrated: 2016/11/15;
- Sensor-Surface: 1.4mm (Mechanical Surface Detection)
- Electronics: DAE3 Sn379; Calibrated: 2016/10/4
- Phantom: Triple Flat Phantom 5.1C; Type: QD 000 P51 CA; Serial: 1130
- Measurement SW: DASY52, Version 52.8 (8);

Area Scan (41x71x1): Interpolated grid: dx=1.500 mm, dy=1.500 mm
Maximum value of SAR (interpolated) = 1.42 W/kg

Zoom Scan (5x5x7)/Cube 0: Measurement grid: dx=8mm, dy=8mm, dz=5mm
Reference Value = 25.76 V/m; Power Drift = -0.04 dB
Peak SAR (extrapolated) = 1.69 W/kg
SAR(1 g) = 0.925 W/kg; SAR(10 g) = 0.480 W/kg
Maximum value of SAR (measured) = 1.42 W/kg



0 dB = 1.42 W/kg = 1.52 dBW/kg

Test Plot 57#: LTE Band 2_Body Bottom_Middle_1RB

DUT: Mobile Phone; Type: HY3-3911; Serial: 17042800320

Communication System: FDD-LTE; Frequency: 1880 MHz;Duty Cycle: 1:1
Medium parameters used: f = 1880 MHz; σ = 1.538 S/m; ε_r = 52.415; ρ = 1000 kg/m^3 ;
Phantom section: Left Section

DASY5 Configuration:

- Probe: EX3DV4 - SN7441; ConvF(7.95, 7.95, 7.95); Calibrated: 2016/11/15;
- Sensor-Surface: 1.4mm (Mechanical Surface Detection)
- Electronics: DAE3 Sn379; Calibrated: 2016/10/4
- Phantom: Triple Flat Phantom 5.1C; Type: QD 000 P51 CA; Serial: 1130
- Measurement SW: DASY52, Version 52.8 (8);

Area Scan (41x71x1): Interpolated grid: dx=1.500 mm, dy=1.500 mm
Maximum value of SAR (interpolated) = 1.58 W/kg

Zoom Scan (5x5x7)/Cube 0: Measurement grid: dx=8mm, dy=8mm, dz=5mm
Reference Value = 26.51 V/m; Power Drift = -0.03 dB
Peak SAR (extrapolated) = 1.82 W/kg
SAR(1 g) = 0.999 W/kg; SAR(10 g) = 0.516 W/kg
Maximum value of SAR (measured) = 1.53 W/kg



0 dB = 1.53 W/kg = 1.85 dBW/kg

Test Plot 58#: LTE Band 2_Body Bottom_High_1RB

DUT: Mobile Phone; Type: HY3-3911; Serial: 17042800320

Communication System: FDD-LTE; Frequency: 1900 MHz;Duty Cycle: 1:1
Medium parameters used: f = 1900 MHz; σ = 1.573 S/m; ε_r = 52.513; ρ = 1000 kg/m^3 ;
Phantom section: Left Section

DASY5 Configuration:

- Probe: EX3DV4 - SN7441; ConvF(7.95, 7.95, 7.95); Calibrated: 2016/11/15;
- Sensor-Surface: 1.4mm (Mechanical Surface Detection)
- Electronics: DAE3 Sn379; Calibrated: 2016/10/4
- Phantom: Triple Flat Phantom 5.1C; Type: QD 000 P51 CA; Serial: 1130
- Measurement SW: DASY52, Version 52.8 (8);

Area Scan (41x71x1): Interpolated grid: dx=1.500 mm, dy=1.500 mm
Maximum value of SAR (interpolated) = 1.64 W/kg

Zoom Scan (5x5x7)/Cube 0: Measurement grid: dx=8mm, dy=8mm, dz=5mm
Reference Value = 26.92 V/m; Power Drift = -0.02 dB
Peak SAR (extrapolated) = 1.92 W/kg
SAR(1 g) = 1.09 W/kg; SAR(10 g) = 0.606 W/kg
Maximum value of SAR (measured) = 1.63 W/kg



0 dB = 1.63 W/kg = 2.12 dBW/kg

Test Plot 59#: LTE Band 2_Body Bottom_Low_50%RB

DUT: Mobile Phone; Type: HY3-3911; Serial: 17042800320

Communication System: FDD-LTE; Frequency: 1860 MHz;Duty Cycle: 1:1
Medium parameters used: f = 1860 MHz; σ = 1.523 S/m; ε_r = 52.688; ρ = 1000 kg/m^3 ;
Phantom section: Left Section

DASY5 Configuration:

- Probe: EX3DV4 - SN7441; ConvF(7.95, 7.95, 7.95); Calibrated: 2016/11/15;
- Sensor-Surface: 1.4mm (Mechanical Surface Detection)
- Electronics: DAE3 Sn379; Calibrated: 2016/10/4
- Phantom: Triple Flat Phantom 5.1C; Type: QD 000 P51 CA; Serial: 1130
- Measurement SW: DASY52, Version 52.8 (8);

Area Scan (41x71x1): Interpolated grid: dx=1.500 mm, dy=1.500 mm
Maximum value of SAR (interpolated) = 1.25 W/kg

Zoom Scan (5x5x7)/Cube 0: Measurement grid: dx=8mm, dy=8mm, dz=5mm
Reference Value = 25.33 V/m; Power Drift = 0.07 dB
Peak SAR (extrapolated) = 1.54 W/kg
SAR(1 g) = 0.848 W/kg; SAR(10 g) = 0.439 W/kg
Maximum value of SAR (measured) = 1.26 W/kg



0 dB = 1.26 W/kg = 1.00 dBW/kg

Test Plot 60#: LTE Band 2_Body Bottom_Middle_50%RB

DUT: Mobile Phone; Type: HY3-3911; Serial: 17042800320

Communication System: FDD-LTE; Frequency: 1880 MHz;Duty Cycle: 1:1
Medium parameters used: f = 1880 MHz; σ = 1.538 S/m; ε_r = 52.415; ρ = 1000 kg/m^3 ;
Phantom section: Left Section

DASY5 Configuration:

- Probe: EX3DV4 - SN7441; ConvF(7.95, 7.95, 7.95); Calibrated: 2016/11/15;
- Sensor-Surface: 1.4mm (Mechanical Surface Detection)
- Electronics: DAE3 Sn379; Calibrated: 2016/10/4
- Phantom: Triple Flat Phantom 5.1C; Type: QD 000 P51 CA; Serial: 1130
- Measurement SW: DASY52, Version 52.8 (8);

Area Scan (41x71x1): Interpolated grid: dx=1.500 mm, dy=1.500 mm
Maximum value of SAR (interpolated) = 1.38 W/kg

Zoom Scan (5x5x7)/Cube 0: Measurement grid: dx=8mm, dy=8mm, dz=5mm
Reference Value = 25.91 V/m; Power Drift = -0.11 dB
Peak SAR (extrapolated) = 1.61 W/kg
SAR(1 g) = 0.903 W/kg; SAR(10 g) = 0.466 W/kg
Maximum value of SAR (measured) = 1.41 W/kg



0 dB = 1.41 W/kg = 1.49 dBW/kg

Test Plot 61#: LTE Band 2_Body Bottom_High_50%RB

DUT: Mobile Phone; Type: HY3-3911; Serial: 17042800320

Communication System: FDD-LTE; Frequency: 1900 MHz;Duty Cycle: 1:1
Medium parameters used: f = 1900 MHz; σ = 1.573 S/m; ε_r = 52.513; ρ = 1000 kg/m^3 ;
Phantom section: Left Section

DASY5 Configuration:

- Probe: EX3DV4 - SN7441; ConvF(7.95, 7.95, 7.95); Calibrated: 2016/11/15;
- Sensor-Surface: 1.4mm (Mechanical Surface Detection)
- Electronics: DAE3 Sn379; Calibrated: 2016/10/4
- Phantom: Triple Flat Phantom 5.1C; Type: QD 000 P51 CA; Serial: 1130
- Measurement SW: DASY52, Version 52.8 (8);

Area Scan (41x71x1): Interpolated grid: dx=1.500 mm, dy=1.500 mm
Maximum value of SAR (interpolated) = 1.53 W/kg

Zoom Scan (5x5x7)/Cube 0: Measurement grid: dx=8mm, dy=8mm, dz=5mm
Reference Value = 26.39 V/m; Power Drift = -0.01 dB
Peak SAR (extrapolated) = 1.76 W/kg
SAR(1 g) = 0.954 W/kg; SAR(10 g) = 0.505 W/kg
Maximum value of SAR (measured) = 1.52 W/kg



0 dB = 1.52 W/kg = 1.82 dBW/kg

Test Plot 62#: LTE Band 2_Body Bottom_High_100%RB

DUT: Mobile Phone; Type: HY3-3911; Serial: 17042800320

Communication System: FDD-LTE; Frequency: 1900 MHz;Duty Cycle: 1:1
Medium parameters used: f = 1900 MHz; σ = 1.573 S/m; ε_r = 52.513; ρ = 1000 kg/m^3 ;
Phantom section: Left Section

DASY5 Configuration:

- Probe: EX3DV4 - SN7441; ConvF(7.95, 7.95, 7.95); Calibrated: 2016/11/15;
- Sensor-Surface: 1.4mm (Mechanical Surface Detection)
- Electronics: DAE3 Sn379; Calibrated: 2016/10/4
- Phantom: Triple Flat Phantom 5.1C; Type: QD 000 P51 CA; Serial: 1130
- Measurement SW: DASY52, Version 52.8 (8);

Area Scan (41x71x1): Interpolated grid: dx=1.500 mm, dy=1.500 mm
Maximum value of SAR (interpolated) = 1.23 W/kg

Zoom Scan (5x5x7)/Cube 0: Measurement grid: dx=8mm, dy=8mm, dz=5mm
Reference Value = 24.48 V/m; Power Drift = -0.05 dB
Peak SAR (extrapolated) = 1.56 W/kg
SAR(1 g) = 0.884 W/kg; SAR(10 g) = 0.427 W/kg
Maximum value of SAR (measured) = 1.25 W/kg



0 dB = 1.25 W/kg = 0.97 dBW/kg

Test Plot 63#: LTE Band 4_Head Left Cheek_Middle_1RB

DUT: Mobile Phone; Type: HY3-3911; Serial: 17042800320

Communication System: FDD-LTE; Frequency: 1732.5 MHz;Duty Cycle: 1:1
Medium parameters used: f = 1732.5 MHz; σ = 1.37 S/m; ε_r = 40.888; ρ = 1000 kg/m^3 ;
Phantom section: Left Section

DASY5 Configuration:

- Probe: EX3DV4 - SN7441; ConvF(8.92, 8.92, 8.92); Calibrated: 2016/11/15;
- Sensor-Surface: 1.4mm (Mechanical Surface Detection)
- Electronics: DAE3 Sn379; Calibrated: 2016/10/4
- Phantom: SAM1; Type: QD000P40CC; Serial: TP:1412
- Measurement SW: DASY52, Version 52.8 (8);

Area Scan (111x71x1): Interpolated grid: dx=1.500 mm, dy=1.500 mm
Maximum value of SAR (interpolated) = 0.404 W/kg

Zoom Scan (5x5x7)/Cube 0: Measurement grid: dx=8mm, dy=8mm, dz=5mm
Reference Value = 5.569 V/m; Power Drift = -0.04 dB
Peak SAR (extrapolated) = 0.467 W/kg
SAR(1 g) = 0.312 W/kg; SAR(10 g) = 0.206 W/kg
Maximum value of SAR (measured) = 0.405 W/kg

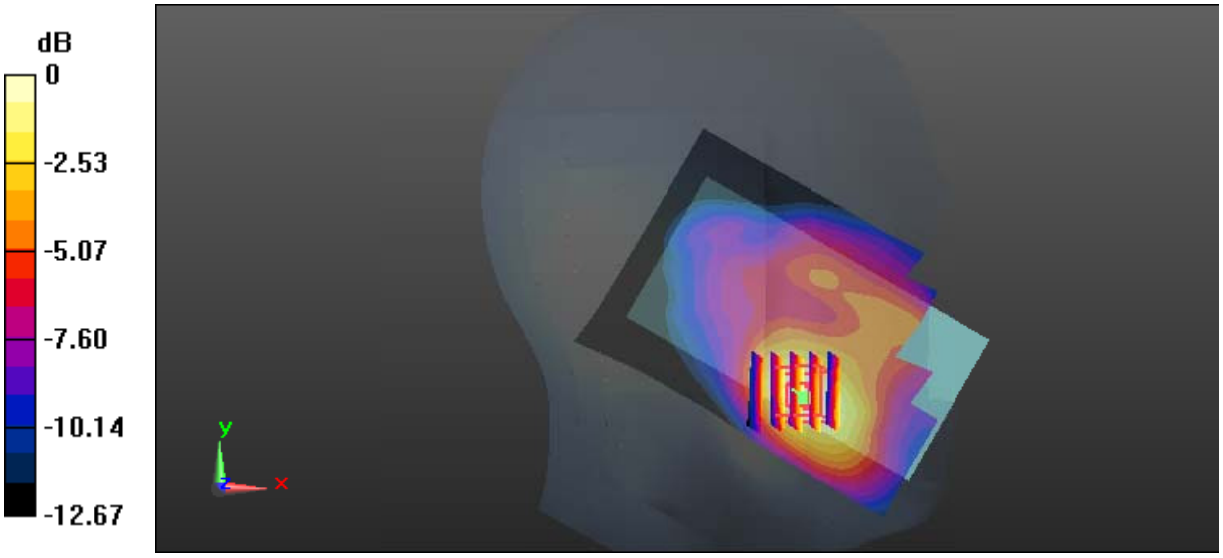

0 dB = 0.405 W/kg = -3.93 dBW/kg

Test Plot 64#: LTE Band 4_Head Left Cheek_Middle_50%RB

DUT: Mobile Phone; Type: HY3-3911; Serial: 17042800320

Communication System: FDD-LTE; Frequency: 1732.5 MHz;Duty Cycle: 1:1
Medium parameters used: f = 1732.5 MHz; σ = 1.37 S/m; ε_r = 40.888; ρ = 1000 kg/m^3 ;
Phantom section: Left Section

DASY5 Configuration:

- Probe: EX3DV4 - SN7441; ConvF(8.92, 8.92, 8.92); Calibrated: 2016/11/15;
- Sensor-Surface: 1.4mm (Mechanical Surface Detection)
- Electronics: DAE3 Sn379; Calibrated: 2016/10/4
- Phantom: SAM1; Type: QD000P40CC; Serial: TP:1412
- Measurement SW: DASY52, Version 52.8 (8);

Area Scan (111x71x1): Interpolated grid: dx=1.500 mm, dy=1.500 mm
Maximum value of SAR (interpolated) = 0.357 W/kg

Zoom Scan (5x5x7)/Cube 0: Measurement grid: dx=8mm, dy=8mm, dz=5mm
Reference Value = 5.122 V/m; Power Drift = -0.07 dB
Peak SAR (extrapolated) = 0.410 W/kg
SAR(1 g) = 0.274 W/kg; SAR(10 g) = 0.180 W/kg
Maximum value of SAR (measured) = 0.361 W/kg

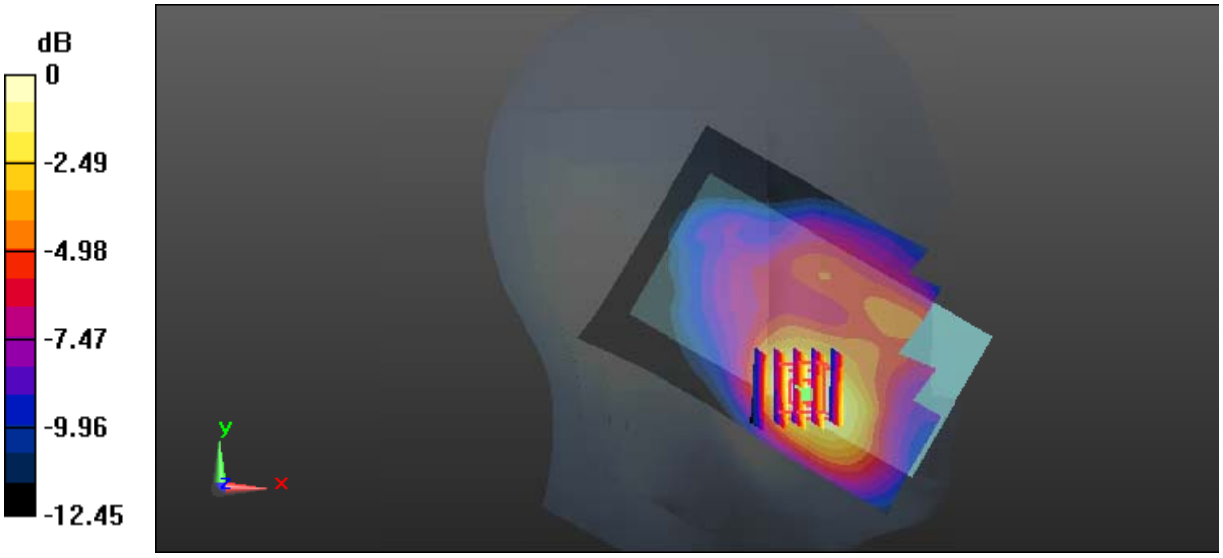

0 dB = 0.361 W/kg = -4.42 dBW/kg

Test Plot 65#: LTE Band 4_Head Left Tilt_Middle_1RB

DUT: Mobile Phone; Type: HY3-3911; Serial: 17042800320

Communication System: FDD-LTE; Frequency: 1732.5 MHz;Duty Cycle: 1:1
Medium parameters used: f = 1732.5 MHz; σ = 1.37 S/m; ε_r = 40.888; ρ = 1000 kg/m^3 ;
Phantom section: Left Section

DASY5 Configuration:

- Probe: EX3DV4 - SN7441; ConvF(8.92, 8.92, 8.92); Calibrated: 2016/11/15;
- Sensor-Surface: 1.4mm (Mechanical Surface Detection)
- Electronics: DAE3 Sn379; Calibrated: 2016/10/4
- Phantom: SAM1; Type: QD000P40CC; Serial: TP:1412
- Measurement SW: DASY52, Version 52.8 (8);

Area Scan (111x71x1): Interpolated grid: dx=1.500 mm, dy=1.500 mm
Maximum value of SAR (interpolated) = 0.121 W/kg

Zoom Scan (5x5x7)/Cube 0: Measurement grid: dx=8mm, dy=8mm, dz=5mm
Reference Value = 8.053 V/m; Power Drift = 0.15 dB
Peak SAR (extrapolated) = 0.126 W/kg
SAR(1 g) = 0.086 W/kg; SAR(10 g) = 0.058 W/kg
Maximum value of SAR (measured) = 0.108 W/kg

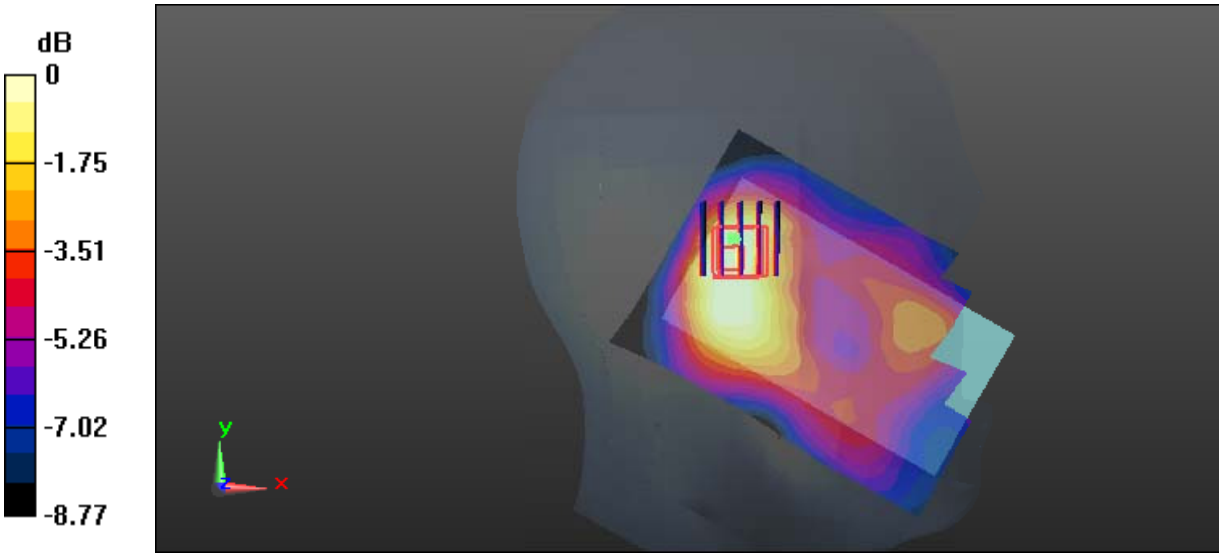

0 dB = 0.108 W/kg = -9.67 dBW/kg

Test Plot 66#: LTE Band 4_Head Left Tilt_Middle_50%RB

DUT: Mobile Phone; Type: HY3-3911; Serial: 17042800320

Communication System: FDD-LTE; Frequency: 1732.5 MHz;Duty Cycle: 1:1
Medium parameters used: f = 1732.5 MHz; σ = 1.37 S/m; ε_r = 40.888; ρ = 1000 kg/m^3 ;
Phantom section: Left Section

DASY5 Configuration:

- Probe: EX3DV4 - SN7441; ConvF(8.92, 8.92, 8.92); Calibrated: 2016/11/15;
- Sensor-Surface: 1.4mm (Mechanical Surface Detection)
- Electronics: DAE3 Sn379; Calibrated: 2016/10/4
- Phantom: SAM1; Type: QD000P40CC; Serial: TP:1412
- Measurement SW: DASY52, Version 52.8 (8);

Area Scan (111x71x1): Interpolated grid: dx=1.500 mm, dy=1.500 mm
Maximum value of SAR (interpolated) = 0.102 W/kg

Zoom Scan (5x5x7)/Cube 0: Measurement grid: dx=8mm, dy=8mm, dz=5mm
Reference Value = 7.279 V/m; Power Drift = -0.03 dB
Peak SAR (extrapolated) = 0.104 W/kg
SAR(1 g) = 0.070 W/kg; SAR(10 g) = 0.047 W/kg
Maximum value of SAR (measured) = 0.0893 W/kg

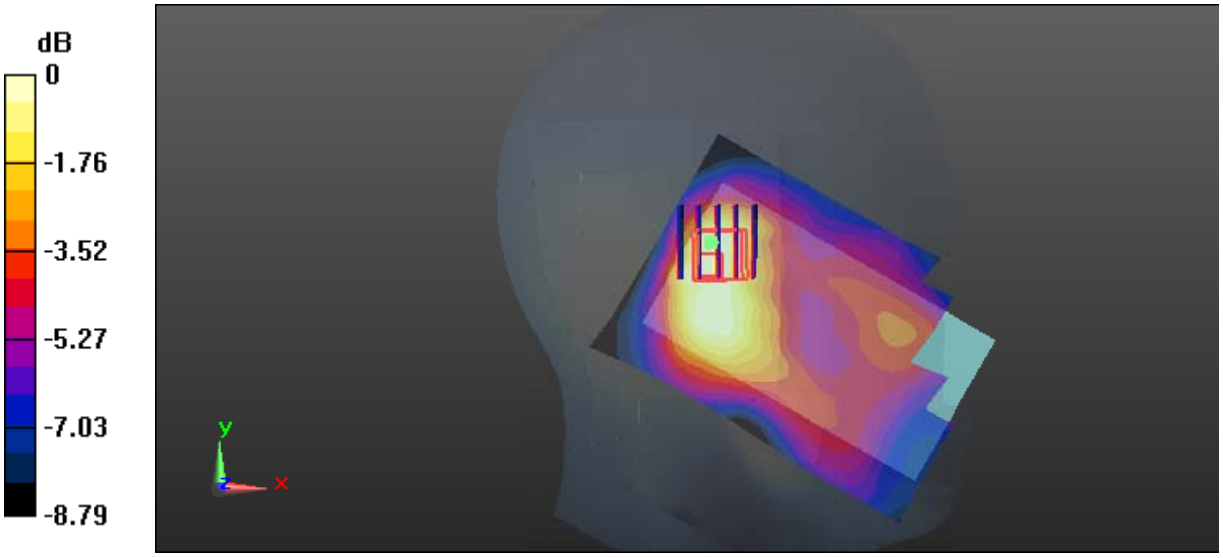

0 dB = 0.0893 W/kg = -10.49 dBW/kg

Test Plot 67#: LTE Band 4_Head Right Cheek_Middle_1RB

DUT: Mobile Phone; Type: HY3-3911; Serial: 17042800320

Communication System: FDD-LTE; Frequency: 1732.5 MHz;Duty Cycle: 1:1
Medium parameters used: f = 1732.5 MHz; σ = 1.37 S/m; ε_r = 40.888; ρ = 1000 kg/m^3 ;
Phantom section: Right Section

DASY5 Configuration:

- Probe: EX3DV4 - SN7441; ConvF(8.92, 8.92, 8.92); Calibrated: 2016/11/15;
- Sensor-Surface: 1.4mm (Mechanical Surface Detection)
- Electronics: DAE3 Sn379; Calibrated: 2016/10/4
- Phantom: SAM1; Type: QD000P40CC; Serial: TP:1412
- Measurement SW: DASY52, Version 52.8 (8);

Area Scan (111x71x1): Interpolated grid: dx=1.500 mm, dy=1.500 mm
Maximum value of SAR (interpolated) = 0.380 W/kg

Zoom Scan (5x5x7)/Cube 0: Measurement grid: dx=8mm, dy=8mm, dz=5mm
Reference Value = 4.870 V/m; Power Drift = -0.01 dB
Peak SAR (extrapolated) = 0.432 W/kg
SAR(1 g) = 0.292 W/kg; SAR(10 g) = 0.193 W/kg
Maximum value of SAR (measured) = 0.380 W/kg



0 dB = 0.380 W/kg = -4.20 dBW/kg

Test Plot 68#: LTE Band 4_Head Right Cheek_Middle_50%RB

DUT: Mobile Phone; Type: HY3-3911; Serial: 17042800320

Communication System: FDD-LTE; Frequency: 1732.5 MHz;Duty Cycle: 1:1
Medium parameters used: f = 1732.5 MHz; σ = 1.37 S/m; ε_r = 40.888; ρ = 1000 kg/m^3 ;
Phantom section: Right Section

DASY5 Configuration:

- Probe: EX3DV4 - SN7441; ConvF(8.92, 8.92, 8.92); Calibrated: 2016/11/15;
- Sensor-Surface: 1.4mm (Mechanical Surface Detection)
- Electronics: DAE3 Sn379; Calibrated: 2016/10/4
- Phantom: SAM1; Type: QD000P40CC; Serial: TP:1412
- Measurement SW: DASY52, Version 52.8 (8);

Area Scan (111x71x1): Interpolated grid: dx=1.500 mm, dy=1.500 mm
Maximum value of SAR (interpolated) = 0.323 W/kg

Zoom Scan (5x5x7)/Cube 0: Measurement grid: dx=8mm, dy=8mm, dz=5mm
Reference Value = 4.388 V/m; Power Drift = 0.14 dB
Peak SAR (extrapolated) = 0.377 W/kg
SAR(1 g) = 0.255 W/kg; SAR(10 g) = 0.169 W/kg
Maximum value of SAR (measured) = 0.330 W/kg



0 dB = 0.330 W/kg = -4.81 dBW/kg

Test Plot 69#: LTE Band 4_Head Right Tilt_Middle_1RB

DUT: Mobile Phone; Type: HY3-3911; Serial: 17042800320

Communication System: FDD-LTE; Frequency: 1732.5 MHz;Duty Cycle: 1:1
Medium parameters used: f = 1732.5 MHz; σ = 1.37 S/m; ε_r = 40.888; ρ = 1000 kg/m^3 ;
Phantom section: Right Section

DASY5 Configuration:

- Probe: EX3DV4 - SN7441; ConvF(8.92, 8.92, 8.92); Calibrated: 2016/11/15;
- Sensor-Surface: 1.4mm (Mechanical Surface Detection)
- Electronics: DAE3 Sn379; Calibrated: 2016/10/4
- Phantom: SAM1; Type: QD000P40CC; Serial: TP:1412
- Measurement SW: DASY52, Version 52.8 (8);

Area Scan (111x71x1): Interpolated grid: dx=1.500 mm, dy=1.500 mm
Maximum value of SAR (interpolated) = 0.134 W/kg

Zoom Scan (5x5x7)/Cube 0: Measurement grid: dx=8mm, dy=8mm, dz=5mm
Reference Value = 7.863 V/m; Power Drift = -0.08 dB
Peak SAR (extrapolated) = 0.144 W/kg
SAR(1 g) = 0.101 W/kg; SAR(10 g) = 0.070 W/kg
Maximum value of SAR (measured) = 0.129 W/kg



0 dB = 0.129 W/kg = -8.89 dBW/kg

Test Plot 70#: LTE Band 4_Head Right Tilt_Middle_50%RB

DUT: Mobile Phone; Type: HY3-3911; Serial: 17042800320

Communication System: FDD-LTE; Frequency: 1732.5 MHz;Duty Cycle: 1:1
Medium parameters used: f = 1732.5 MHz; σ = 1.37 S/m; ε_r = 40.888; ρ = 1000 kg/m^3 ;
Phantom section: Right Section

DASY5 Configuration:

- Probe: EX3DV4 - SN7441; ConvF(8.92, 8.92, 8.92); Calibrated: 2016/11/15;
- Sensor-Surface: 1.4mm (Mechanical Surface Detection)
- Electronics: DAE3 Sn379; Calibrated: 2016/10/4
- Phantom: SAM1; Type: QD000P40CC; Serial: TP:1412
- Measurement SW: DASY52, Version 52.8 (8);

Area Scan (111x71x1): Interpolated grid: dx=1.500 mm, dy=1.500 mm
Maximum value of SAR (interpolated) = 0.118 W/kg

Zoom Scan (5x5x7)/Cube 0: Measurement grid: dx=8mm, dy=8mm, dz=5mm
Reference Value = 7.157 V/m; Power Drift = 0.17 dB
Peak SAR (extrapolated) = 0.126 W/kg
SAR(1 g) = 0.089 W/kg; SAR(10 g) = 0.061 W/kg
Maximum value of SAR (measured) = 0.112 W/kg



0 dB = 0.112 W/kg = -9.51 dBW/kg

Test Plot 71#: LTE Band 4_Body Back_Middle_1RB

DUT: Mobile Phone; Type: HY3-3911; Serial: 17042800320

Communication System: FDD-LTE; Frequency: 1732.5 MHz;Duty Cycle: 1:1
Medium parameters used: f = 1732.5 MHz; σ = 1.506 S/m; ε_r = 54.056; ρ = 1000 kg/m^3 ;
Phantom section: Left Section

DASY5 Configuration:

- Probe: EX3DV4 - SN7441; ConvF(8.25, 8.25, 8.25); Calibrated: 2016/11/15;
- Sensor-Surface: 1.4mm (Mechanical Surface Detection)
- Electronics: DAE3 Sn379; Calibrated: 2016/10/4
- Phantom: Triple Flat Phantom 5.1C; Type: QD 000 P51 CA; Serial: 1130
- Measurement SW: DASY52, Version 52.8 (8);

Area Scan (111x71x1): Interpolated grid: dx=1.500 mm, dy=1.500 mm
Maximum value of SAR (interpolated) = 0.774 W/kg

Zoom Scan (5x5x7)/Cube 0: Measurement grid: dx=8mm, dy=8mm, dz=5mm
Reference Value = 12.33 V/m; Power Drift = 0.01 dB
Peak SAR (extrapolated) = 0.832 W/kg
SAR(1 g) = 0.507 W/kg; SAR(10 g) = 0.307 W/kg
Maximum value of SAR (measured) = 0.706 W/kg



0 dB = 0.706 W/kg = -1.51 dBW/kg

Test Plot 72#: LTE Band 4_Body Back_Middle_50%RB

DUT: Mobile Phone; Type: HY3-3911; Serial: 17042800320

Communication System: FDD-LTE; Frequency: 1732.5 MHz;Duty Cycle: 1:1
Medium parameters used: f = 1732.5 MHz; σ = 1.506 S/m; ε_r = 54.056; ρ = 1000 kg/m^3 ;
Phantom section: Left Section

DASY5 Configuration:

- Probe: EX3DV4 - SN7441; ConvF(8.25, 8.25, 8.25); Calibrated: 2016/11/15;
- Sensor-Surface: 1.4mm (Mechanical Surface Detection)
- Electronics: DAE3 Sn379; Calibrated: 2016/10/4
- Phantom: Triple Flat Phantom 5.1C; Type: QD 000 P51 CA; Serial: 1130
- Measurement SW: DASY52, Version 52.8 (8);

Area Scan (111x71x1): Interpolated grid: dx=1.500 mm, dy=1.500 mm
Maximum value of SAR (interpolated) = 0.703 W/kg

Zoom Scan (5x5x7)/Cube 0: Measurement grid: dx=8mm, dy=8mm, dz=5mm
Reference Value = 11.26 V/m; Power Drift = -0.01 dB
Peak SAR (extrapolated) = 0.755 W/kg
SAR(1 g) = 0.462 W/kg; SAR(10 g) = 0.281 W/kg
Maximum value of SAR (measured) = 0.637 W/kg



0 dB = 0.637 W/kg = -1.96 dBW/kg

Test Plot 73#: LTE Band 4_Body Left_Middle_1RB

DUT: Mobile Phone; Type: HY3-3911; Serial: 17042800320

Communication System: FDD-LTE; Frequency: 1732.5 MHz;Duty Cycle: 1:1
Medium parameters used: f = 1732.5 MHz; σ = 1.506 S/m; ε_r = 54.056; ρ = 1000 kg/m^3 ;
Phantom section: Left Section

DASY5 Configuration:

- Probe: EX3DV4 - SN7441; ConvF(8.25, 8.25, 8.25); Calibrated: 2016/11/15;
- Sensor-Surface: 1.4mm (Mechanical Surface Detection)
- Electronics: DAE3 Sn379; Calibrated: 2016/10/4
- Phantom: Triple Flat Phantom 5.1C; Type: QD 000 P51 CA; Serial: 1130
- Measurement SW: DASY52, Version 52.8 (8);

Area Scan (111x41x1): Interpolated grid: dx=1.500 mm, dy=1.500 mm
Maximum value of SAR (interpolated) = 0.114 W/kg

Zoom Scan (5x5x7)/Cube 0: Measurement grid: dx=8mm, dy=8mm, dz=5mm
Reference Value = 6.303 V/m; Power Drift = -0.07 dB
Peak SAR (extrapolated) = 0.127 W/kg
SAR(1 g) = 0.082 W/kg; SAR(10 g) = 0.052 W/kg
Maximum value of SAR (measured) = 0.111 W/kg



0 dB = 0.111 W/kg = -9.55 dBW/kg

Test Plot 74#: LTE Band 4_Body Left_Middle_50%RB

DUT: Mobile Phone; Type: HY3-3911; Serial: 17042800320

Communication System: FDD-LTE; Frequency: 1732.5 MHz;Duty Cycle: 1:1
Medium parameters used: f = 1732.5 MHz; σ = 1.506 S/m; ε_r = 54.056; ρ = 1000 kg/m^3 ;
Phantom section: Left Section

DASY5 Configuration:

- Probe: EX3DV4 - SN7441; ConvF(8.25, 8.25, 8.25); Calibrated: 2016/11/15;
- Sensor-Surface: 1.4mm (Mechanical Surface Detection)
- Electronics: DAE3 Sn379; Calibrated: 2016/10/4
- Phantom: Triple Flat Phantom 5.1C; Type: QD 000 P51 CA; Serial: 1130
- Measurement SW: DASY52, Version 52.8 (8);

Area Scan (111x41x1): Interpolated grid: dx=1.500 mm, dy=1.500 mm
Maximum value of SAR (interpolated) = 0.0972 W/kg

Zoom Scan (5x5x7)/Cube 0: Measurement grid: dx=8mm, dy=8mm, dz=5mm
Reference Value = 5.857 V/m; Power Drift = -0.17 dB
Peak SAR (extrapolated) = 0.109 W/kg
SAR(1 g) = 0.071 W/kg; SAR(10 g) = 0.045 W/kg
Maximum value of SAR (measured) = 0.0961 W/kg

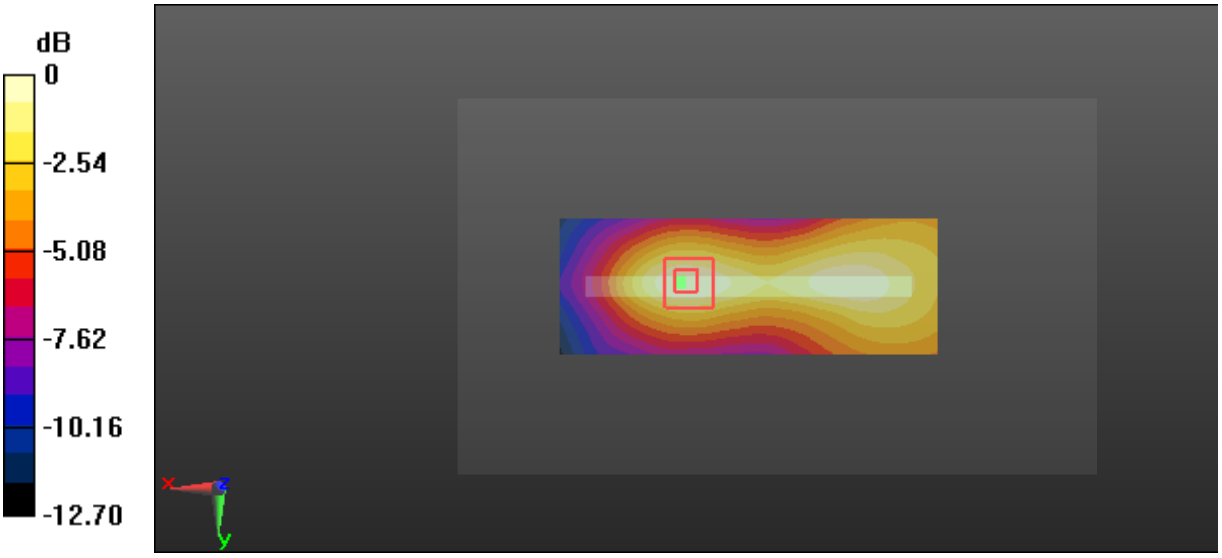

0 dB = 0.0961 W/kg = -10.17 dBW/kg

Test Plot 75#: LTE Band 4_Body Right_Middle_1RB

DUT: Mobile Phone; Type: HY3-3911; Serial: 17042800320

Communication System: FDD-LTE; Frequency: 1732.5 MHz;Duty Cycle: 1:1
Medium parameters used: f = 1732.5 MHz; σ = 1.506 S/m; ε_r = 54.056; ρ = 1000 kg/m^3 ;
Phantom section: Left Section

DASY5 Configuration:

- Probe: EX3DV4 - SN7441; ConvF(8.25, 8.25, 8.25); Calibrated: 2016/11/15;
- Sensor-Surface: 1.4mm (Mechanical Surface Detection)
- Electronics: DAE3 Sn379; Calibrated: 2016/10/4
- Phantom: Triple Flat Phantom 5.1C; Type: QD 000 P51 CA; Serial: 1130
- Measurement SW: DASY52, Version 52.8 (8);

Area Scan (111x41x1): Interpolated grid: dx=1.500 mm, dy=1.500 mm
Maximum value of SAR (interpolated) = 0.217 W/kg

Zoom Scan (5x5x7)/Cube 0: Measurement grid: dx=8mm, dy=8mm, dz=5mm
Reference Value = 10.35 V/m; Power Drift = -0.01 dB
Peak SAR (extrapolated) = 0.249 W/kg
SAR(1 g) = 0.159 W/kg; SAR(10 g) = 0.099 W/kg
Maximum value of SAR (measured) = 0.220 W/kg



0 dB = 0.220 W/kg = -6.58 dBW/kg

Test Plot 76#: LTE Band 4_Body Right_Middle_50%RB

DUT: Mobile Phone; Type: HY3-3911; Serial: 17042800320

Communication System: FDD-LTE; Frequency: 1732.5 MHz;Duty Cycle: 1:1
Medium parameters used: f = 1732.5 MHz; σ = 1.506 S/m; ε_r = 54.056; ρ = 1000 kg/m^3 ;
Phantom section: Left Section

DASY5 Configuration:

- Probe: EX3DV4 - SN7441; ConvF(8.25, 8.25, 8.25); Calibrated: 2016/11/15;
- Sensor-Surface: 1.4mm (Mechanical Surface Detection)
- Electronics: DAE3 Sn379; Calibrated: 2016/10/4
- Phantom: Triple Flat Phantom 5.1C; Type: QD 000 P51 CA; Serial: 1130
- Measurement SW: DASY52, Version 52.8 (8);

Area Scan (111x41x1): Interpolated grid: dx=1.500 mm, dy=1.500 mm
Maximum value of SAR (interpolated) = 0.186 W/kg

Zoom Scan (5x5x7)/Cube 0: Measurement grid: dx=8mm, dy=8mm, dz=5mm
Reference Value = 9.500 V/m; Power Drift = -0.02 dB
Peak SAR (extrapolated) = 0.213 W/kg
SAR(1 g) = 0.135 W/kg; SAR(10 g) = 0.084 W/kg
Maximum value of SAR (measured) = 0.187 W/kg



0 dB = 0.187 W/kg = -7.28 dBW/kg

Test Plot 77#: LTE Band 4_Body Bottom_Middle_1RB

DUT: Mobile Phone; Type: HY3-3911; Serial: 17042800320

Communication System: FDD-LTE; Frequency: 1732.5 MHz;Duty Cycle: 1:1
Medium parameters used: f = 1732.5 MHz; σ = 1.506 S/m; ε_r = 54.056; ρ = 1000 kg/m^3 ;
Phantom section: Left Section

DASY5 Configuration:

- Probe: EX3DV4 - SN7441; ConvF(8.25, 8.25, 8.25); Calibrated: 2016/11/15;
- Sensor-Surface: 1.4mm (Mechanical Surface Detection)
- Electronics: DAE3 Sn379; Calibrated: 2016/10/4
- Phantom: Triple Flat Phantom 5.1C; Type: QD 000 P51 CA; Serial: 1130
- Measurement SW: DASY52, Version 52.8 (8);

Area Scan (41x71x1): Interpolated grid: dx=1.500 mm, dy=1.500 mm
Maximum value of SAR (interpolated) = 0.657 W/kg

Zoom Scan (5x5x7)/Cube 0: Measurement grid: dx=8mm, dy=8mm, dz=5mm
Reference Value = 17.93 V/m; Power Drift = -0.07 dB
Peak SAR (extrapolated) = 0.746 W/kg
SAR(1 g) = 0.463 W/kg; SAR(10 g) = 0.271 W/kg
Maximum value of SAR (measured) = 0.647 W/kg



0 dB = 0.647 W/kg = -1.89 dBW/kg

Test Plot 78#: LTE Band 4_Body Bottom_Middle_50%RB

DUT: Mobile Phone; Type: HY3-3911; Serial: 17042800320

Communication System: FDD-LTE; Frequency: 1732.5 MHz;Duty Cycle: 1:1
Medium parameters used: f = 1732.5 MHz; σ = 1.506 S/m; ε_r = 54.056; ρ = 1000 kg/m^3 ;
Phantom section: Left Section

DASY5 Configuration:

- Probe: EX3DV4 - SN7441; ConvF(8.25, 8.25, 8.25); Calibrated: 2016/11/15;
- Sensor-Surface: 1.4mm (Mechanical Surface Detection)
- Electronics: DAE3 Sn379; Calibrated: 2016/10/4
- Phantom: Triple Flat Phantom 5.1C; Type: QD 000 P51 CA; Serial: 1130
- Measurement SW: DASY52, Version 52.8 (8);

Area Scan (41x71x1): Interpolated grid: dx=1.500 mm, dy=1.500 mm
Maximum value of SAR (interpolated) = 0.584 W/kg

Zoom Scan (5x5x7)/Cube 0: Measurement grid: dx=8mm, dy=8mm, dz=5mm
Reference Value = 16.84 V/m; Power Drift = -0.05 dB
Peak SAR (extrapolated) = 0.667 W/kg
SAR(1 g) = 0.417 W/kg; SAR(10 g) = 0.243 W/kg
Maximum value of SAR (measured) = 0.587 W/kg



0 dB = 0.587 W/kg = -2.31 dBW/kg

Test Plot 79#: LTE Band 7_Head Left Cheek_Middle_1RB

DUT: Mobile Phone; Type: HY3-3911; Serial: 17042800320

Communication System: FDD-LTE; Frequency: 2535 MHz;Duty Cycle: 1:1
Medium parameters used: f = 2535 MHz; σ = 1.902 S/m; ε_r = 38.545; ρ = 1000 kg/m^3 ;
Phantom section: Left Section

DASY5 Configuration:

- Probe: EX3DV4 - SN7441; ConvF(7.53, 7.53, 7.53); Calibrated: 2016/11/15;
- Sensor-Surface: 1.4mm (Mechanical Surface Detection)
- Electronics: DAE3 Sn379; Calibrated: 2016/10/4
- Phantom: SAM1; Type: QD000P40CC; Serial: TP:1412
- Measurement SW: DASY52, Version 52.8 (8);

Area Scan (141x91x1): Interpolated grid: dx=1.200 mm, dy=1.200 mm
Maximum value of SAR (interpolated) = 0.318 W/kg

Zoom Scan (5x5x7)/Cube 0: Measurement grid: dx=8mm, dy=8mm, dz=5mm
Reference Value = 5.868 V/m; Power Drift = -0.01 dB
Peak SAR (extrapolated) = 0.362 W/kg
SAR(1 g) = 0.213 W/kg; SAR(10 g) = 0.126 W/kg
Maximum value of SAR (measured) = 0.299 W/kg



0 dB = 0.299 W/kg = -5.24 dBW/kg

Test Plot 80#: LTE Band 7_Head Left Cheek_Middle_50%RB

DUT: Mobile Phone; Type: HY3-3911; Serial: 17042800320

Communication System: FDD-LTE; Frequency: 2535 MHz;Duty Cycle: 1:1
Medium parameters used: f = 2535 MHz; σ = 1.902 S/m; ε_r = 38.545; ρ = 1000 kg/m^3 ;
Phantom section: Left Section

DASY5 Configuration:

- Probe: EX3DV4 - SN7441; ConvF(7.53, 7.53, 7.53); Calibrated: 2016/11/15;
- Sensor-Surface: 1.4mm (Mechanical Surface Detection)
- Electronics: DAE3 Sn379; Calibrated: 2016/10/4
- Phantom: SAM1; Type: QD000P40CC; Serial: TP:1412
- Measurement SW: DASY52, Version 52.8 (8);

Area Scan (141x91x1): Interpolated grid: dx=1.200 mm, dy=1.200 mm
Maximum value of SAR (interpolated) = 0.277 W/kg

Zoom Scan (5x5x7)/Cube 0: Measurement grid: dx=8mm, dy=8mm, dz=5mm
Reference Value = 5.180 V/m; Power Drift = 0.07 dB
Peak SAR (extrapolated) = 0.324 W/kg
SAR(1 g) = 0.189 W/kg; SAR(10 g) = 0.116 W/kg
Maximum value of SAR (measured) = 0.262 W/kg



0 dB = 0.262 W/kg = -5.82 dBW/kg

Test Plot 81#: LTE Band 7_Head Left Tilt_Middle_1RB

DUT: Mobile Phone; Type: HY3-3911; Serial: 17042800320

Communication System: FDD-LTE; Frequency: 2535 MHz;Duty Cycle: 1:1
Medium parameters used: f = 2535 MHz; σ = 1.902 S/m; ε_r = 38.545; ρ = 1000 kg/m^3 ;
Phantom section: Left Section

DASY5 Configuration:

- Probe: EX3DV4 - SN7441; ConvF(7.53, 7.53, 7.53); Calibrated: 2016/11/15;
- Sensor-Surface: 1.4mm (Mechanical Surface Detection)
- Electronics: DAE3 Sn379; Calibrated: 2016/10/4
- Phantom: SAM1; Type: QD000P40CC; Serial: TP:1412
- Measurement SW: DASY52, Version 52.8 (8);

Area Scan (141x91x1): Interpolated grid: dx=1.200 mm, dy=1.200 mm
Maximum value of SAR (interpolated) = 0.376 W/kg

Zoom Scan (5x5x7)/Cube 0: Measurement grid: dx=8mm, dy=8mm, dz=5mm
Reference Value = 8.119 V/m; Power Drift = -0.12 dB
Peak SAR (extrapolated) = 0.435 W/kg
SAR(1 g) = 0.214 W/kg; SAR(10 g) = 0.103 W/kg
Maximum value of SAR (measured) = 0.346 W/kg



0 dB = 0.346 W/kg = -4.61 dBW/kg

Test Plot 82#: LTE Band 7_Head Left Tilt_Middle_50%RB

DUT: Mobile Phone; Type: HY3-3911; Serial: 17042800320

Communication System: FDD-LTE; Frequency: 2535 MHz;Duty Cycle: 1:1
Medium parameters used: f = 2535 MHz; σ = 1.902 S/m; ε_r = 38.545; ρ = 1000 kg/m^3 ;
Phantom section: Left Section

DASY5 Configuration:

- Probe: EX3DV4 - SN7441; ConvF(7.53, 7.53, 7.53); Calibrated: 2016/11/15;
- Sensor-Surface: 1.4mm (Mechanical Surface Detection)
- Electronics: DAE3 Sn379; Calibrated: 2016/10/4
- Phantom: SAM1; Type: QD000P40CC; Serial: TP:1412
- Measurement SW: DASY52, Version 52.8 (8);

Area Scan (141x91x1): Interpolated grid: dx=1.200 mm, dy=1.200 mm
Maximum value of SAR (interpolated) = 0.328 W/kg

Zoom Scan (5x5x7)/Cube 0: Measurement grid: dx=8mm, dy=8mm, dz=5mm
Reference Value = 7.712 V/m; Power Drift = 0.07 dB
Peak SAR (extrapolated) = 0.384 W/kg
SAR(1 g) = 0.191 W/kg; SAR(10 g) = 0.092 W/kg
Maximum value of SAR (measured) = 0.310 W/kg

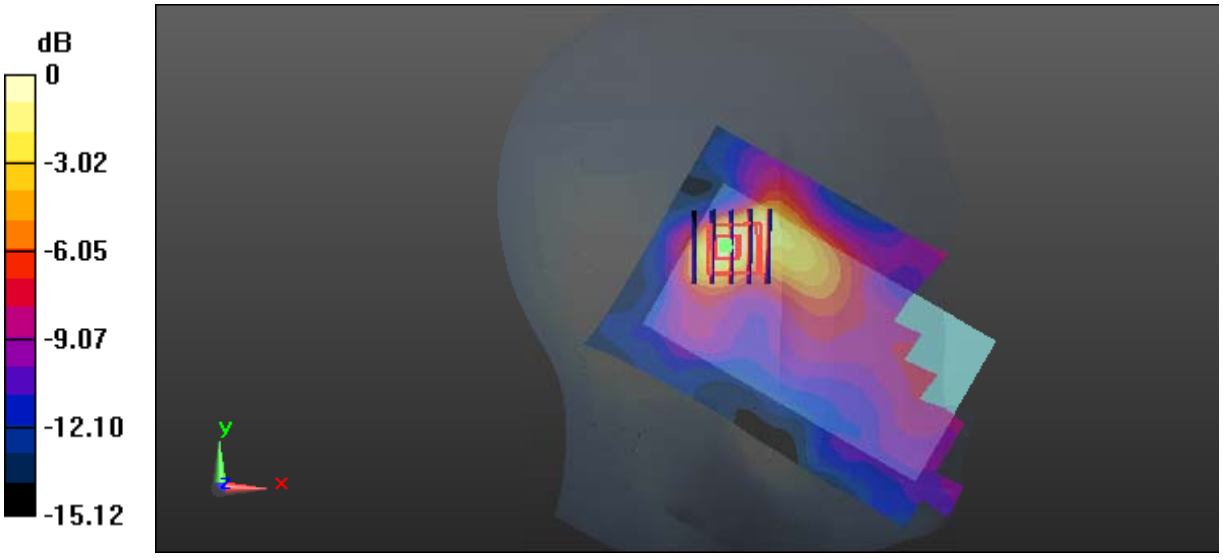

0 dB = 0.310 W/kg = -5.09 dBW/kg

Test Plot 83#: LTE Band 7_Head Right Cheek_Middle_1RB

DUT: Mobile Phone; Type: HY3-3911; Serial: 17042800320

Communication System: FDD-LTE; Frequency: 2535 MHz;Duty Cycle: 1:1
Medium parameters used: f = 2535 MHz; σ = 1.902 S/m; ε_r = 38.545; ρ = 1000 kg/m^3 ;
Phantom section: Right Section

DASY5 Configuration:

- Probe: EX3DV4 - SN7441; ConvF(7.53, 7.53, 7.53); Calibrated: 2016/11/15;
- Sensor-Surface: 1.4mm (Mechanical Surface Detection)
- Electronics: DAE3 Sn379; Calibrated: 2016/10/4
- Phantom: SAM1; Type: QD000P40CC; Serial: TP:1412
- Measurement SW: DASY52, Version 52.8 (8);

Area Scan (141x91x1): Interpolated grid: dx=1.200 mm, dy=1.200 mm
Maximum value of SAR (interpolated) = 0.838 W/kg

Zoom Scan (5x5x7)/Cube 0: Measurement grid: dx=8mm, dy=8mm, dz=5mm
Reference Value = 6.067 V/m; Power Drift = -0.17 dB
Peak SAR (extrapolated) = 0.946 W/kg
SAR(1 g) = 0.538 W/kg; SAR(10 g) = 0.309 W/kg
Maximum value of SAR (measured) = 0.776 W/kg

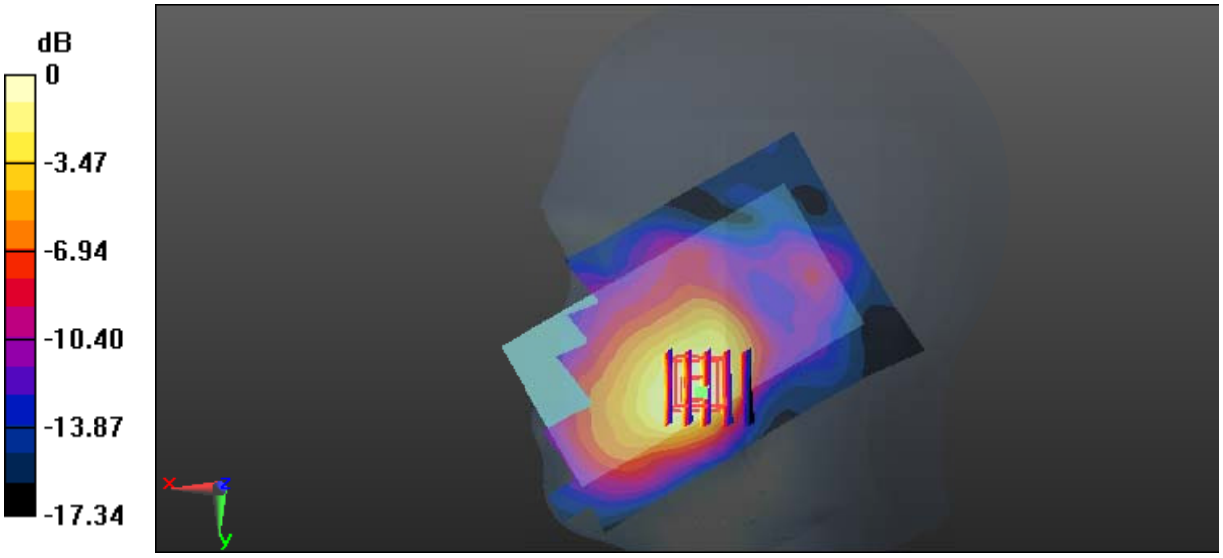

0 dB = 0.776 W/kg = -1.10 dBW/kg

Test Plot 84#: LTE Band 7_Head Right Cheek_Middle_50%RB

DUT: Mobile Phone; Type: HY3-3911; Serial: 17042800320

Communication System: FDD-LTE; Frequency: 2535 MHz;Duty Cycle: 1:1
Medium parameters used: f = 2535 MHz; σ = 1.902 S/m; ε_r = 38.545; ρ = 1000 kg/m^3 ;
Phantom section: Right Section

DASY5 Configuration:

- Probe: EX3DV4 - SN7441; ConvF(7.53, 7.53, 7.53); Calibrated: 2016/11/15;
- Sensor-Surface: 1.4mm (Mechanical Surface Detection)
- Electronics: DAE3 Sn379; Calibrated: 2016/10/4
- Phantom: SAM1; Type: QD000P40CC; Serial: TP:1412
- Measurement SW: DASY52, Version 52.8 (8);

Area Scan (141x91x1): Interpolated grid: dx=1.200 mm, dy=1.200 mm
Maximum value of SAR (interpolated) = 0.746 W/kg

Zoom Scan (5x5x7)/Cube 0: Measurement grid: dx=8mm, dy=8mm, dz=5mm
Reference Value = 5.678 V/m; Power Drift = 0.13 dB
Peak SAR (extrapolated) = 0.832 W/kg
SAR(1 g) = 0.472 W/kg; SAR(10 g) = 0.271 W/kg
Maximum value of SAR (measured) = 0.677 W/kg

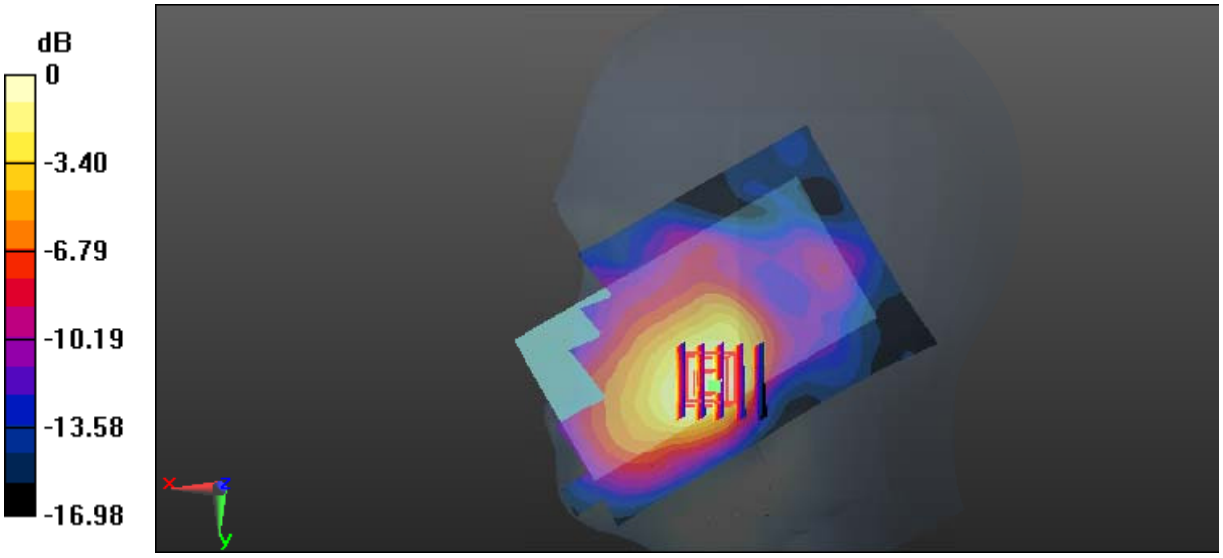

0 dB = 0.677 W/kg = -1.69 dBW/kg

Test Plot 85#: LTE Band 7_Head Right Tilt_Middle_1RB

DUT: Mobile Phone; Type: HY3-3911; Serial: 17042800320

Communication System: FDD-LTE; Frequency: 2535 MHz;Duty Cycle: 1:1
Medium parameters used: f = 2535 MHz; σ = 1.902 S/m; ε_r = 38.545; ρ = 1000 kg/m^3 ;
Phantom section: Right Section

DASY5 Configuration:

- Probe: EX3DV4 - SN7441; ConvF(7.53, 7.53, 7.53); Calibrated: 2016/11/15;
- Sensor-Surface: 1.4mm (Mechanical Surface Detection)
- Electronics: DAE3 Sn379; Calibrated: 2016/10/4
- Phantom: SAM1; Type: QD000P40CC; Serial: TP:1412
- Measurement SW: DASY52, Version 52.8 (8);

Area Scan (141x91x1): Interpolated grid: dx=1.200 mm, dy=1.200 mm
Maximum value of SAR (interpolated) = 0.268 W/kg

Zoom Scan (5x5x7)/Cube 0: Measurement grid: dx=8mm, dy=8mm, dz=5mm
Reference Value = 8.796 V/m; Power Drift = 0.03 dB
Peak SAR (extrapolated) = 0.333 W/kg
SAR(1 g) = 0.173 W/kg; SAR(10 g) = 0.088 W/kg
Maximum value of SAR (measured) = 0.267 W/kg

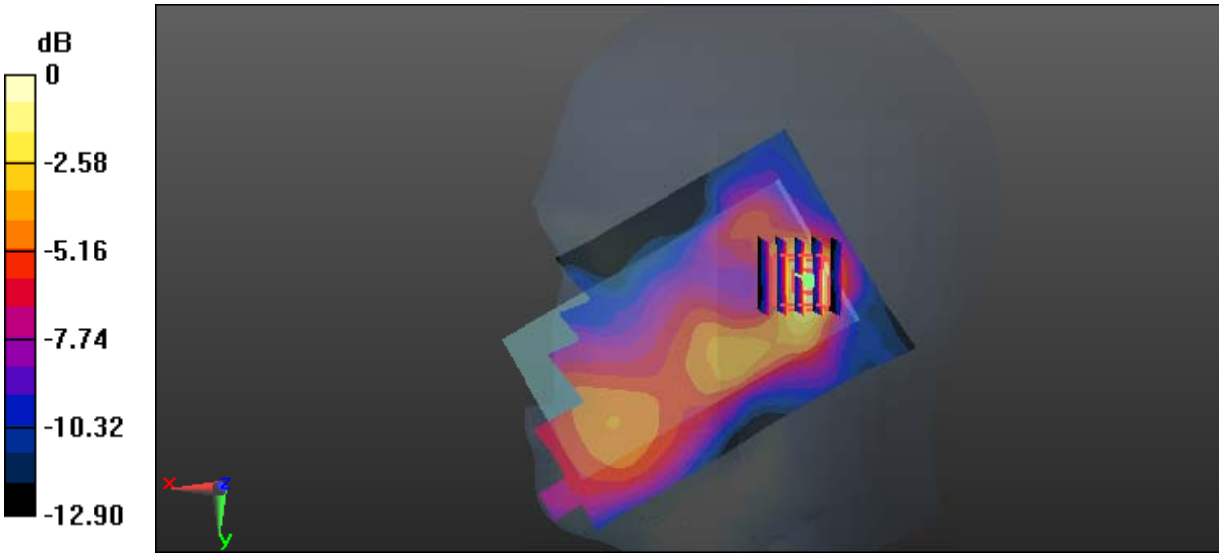

0 dB = 0.267 W/kg = -5.73 dBW/kg

Test Plot 86#: LTE Band 7_Head Right Tilt_Middle_50%RB

DUT: Mobile Phone; Type: HY3-3911; Serial: 17042800320

Communication System: FDD-LTE; Frequency: 2535 MHz;Duty Cycle: 1:1
Medium parameters used: f = 2535 MHz; σ = 1.902 S/m; ε_r = 38.545; ρ = 1000 kg/m^3 ;
Phantom section: Right Section

DASY5 Configuration:

- Probe: EX3DV4 - SN7441; ConvF(7.53, 7.53, 7.53); Calibrated: 2016/11/15;
- Sensor-Surface: 1.4mm (Mechanical Surface Detection)
- Electronics: DAE3 Sn379; Calibrated: 2016/10/4
- Phantom: SAM1; Type: QD000P40CC; Serial: TP:1412
- Measurement SW: DASY52, Version 52.8 (8);

Area Scan (141x91x1): Interpolated grid: dx=1.200 mm, dy=1.200 mm
Maximum value of SAR (interpolated) = 0.244 W/kg

Zoom Scan (5x5x7)/Cube 0: Measurement grid: dx=8mm, dy=8mm, dz=5mm
Reference Value = 9.066 V/m; Power Drift = -0.11 dB
Peak SAR (extrapolated) = 0.296 W/kg
SAR(1 g) = 0.157 W/kg; SAR(10 g) = 0.080 W/kg
Maximum value of SAR (measured) = 0.241 W/kg

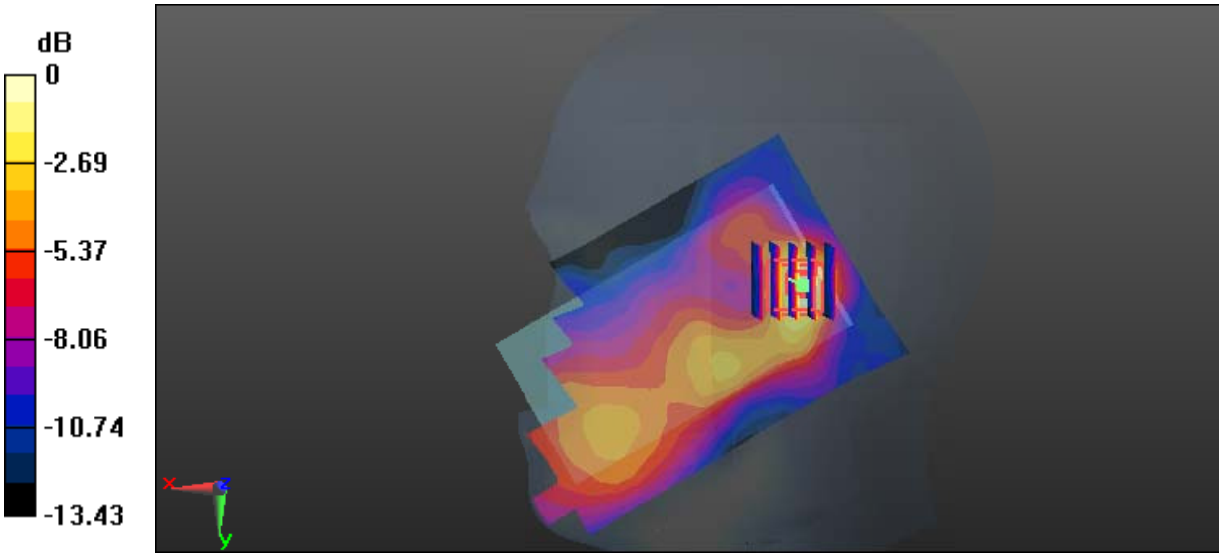

0 dB = 0.241 W/kg = -6.18 dBW/kg

Test Plot 87#: LTE Band 7_Body Back_Middle_1RB

DUT: Mobile Phone; Type: HY3-3911; Serial: 17042800320

Communication System: FDD-LTE; Frequency: 2535 MHz;Duty Cycle: 1:1
Medium parameters used: f = 2535 MHz; σ = 2.158 S/m; ε_r = 50.431; ρ = 1000 kg/m^3 ;
Phantom section: Center Section

DASY5 Configuration:

- Probe: EX3DV4 - SN7441; ConvF(7.39, 7.39, 7.39); Calibrated: 2016/11/15;
- Sensor-Surface: 1.4mm (Mechanical Surface Detection)
- Electronics: DAE3 Sn379; Calibrated: 2016/10/4
- Phantom: Triple Flat Phantom 5.1C; Type: QD 000 P51 CA; Serial: 1130
- Measurement SW: DASY52, Version 52.8 (8);

Area Scan (141x81x1): Interpolated grid: dx=1.200 mm, dy=1.200 mm
Maximum value of SAR (interpolated) = 0.907 W/kg

Zoom Scan (7x7x7)/Cube 0: Measurement grid: dx=5mm, dy=5mm, dz=5mm
Reference Value = 6.752 V/m; Power Drift = -0.03 dB
Peak SAR (extrapolated) = 1.18 W/kg
SAR(1 g) = 0.502 W/kg; SAR(10 g) = 0.225 W/kg
Maximum value of SAR (measured) = 0.893 W/kg

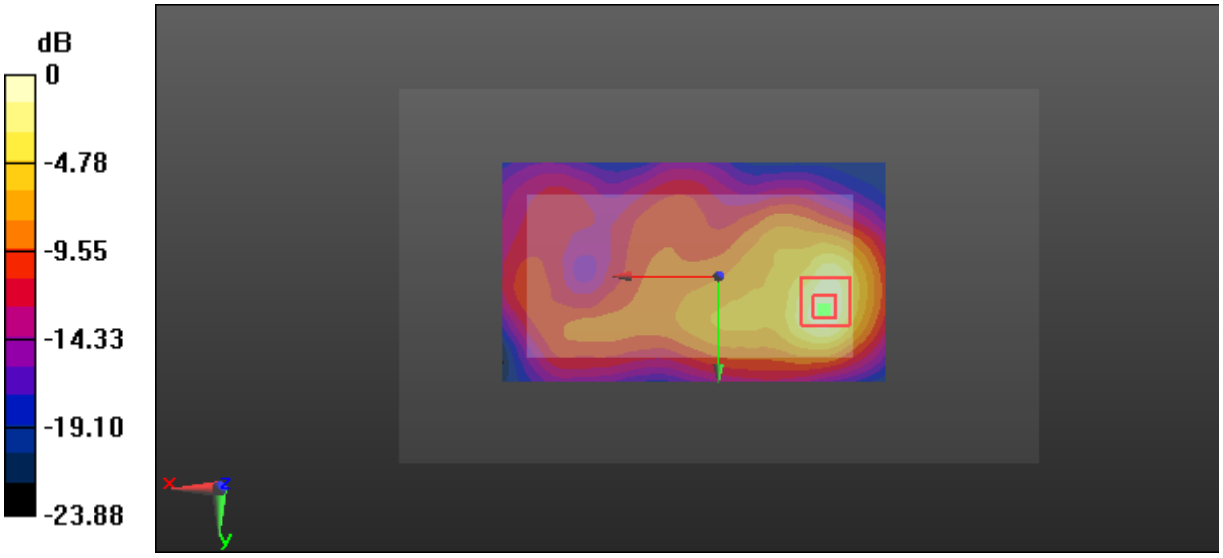

0 dB = 0.893 W/kg = -0.49 dBW/kg

Test Plot 88#: LTE Band 7_Body Back_Middle_50%RB

DUT: Mobile Phone; Type: HY3-3911; Serial: 17042800320

Communication System: FDD-LTE; Frequency: 2535 MHz;Duty Cycle: 1:1
Medium parameters used: f = 2535 MHz; σ = 2.158 S/m; ε_r = 50.431; ρ = 1000 kg/m^3 ;
Phantom section: Center Section

DASY5 Configuration:

- Probe: EX3DV4 - SN7441; ConvF(7.39, 7.39, 7.39); Calibrated: 2016/11/15;
- Sensor-Surface: 1.4mm (Mechanical Surface Detection)
- Electronics: DAE3 Sn379; Calibrated: 2016/10/4
- Phantom: Triple Flat Phantom 5.1C; Type: QD 000 P51 CA; Serial: 1130
- Measurement SW: DASY52, Version 52.8 (8);

Area Scan (141x81x1): Interpolated grid: dx=1.200 mm, dy=1.200 mm
Maximum value of SAR (interpolated) = 0.725 W/kg

Zoom Scan (7x7x7)/Cube 0: Measurement grid: dx=5mm, dy=5mm, dz=5mm
Reference Value = 5.769 V/m; Power Drift = 0.03 dB
Peak SAR (extrapolated) = 0.966 W/kg
SAR(1 g) = 0.414 W/kg; SAR(10 g) = 0.186 W/kg
Maximum value of SAR (measured) = 0.723 W/kg

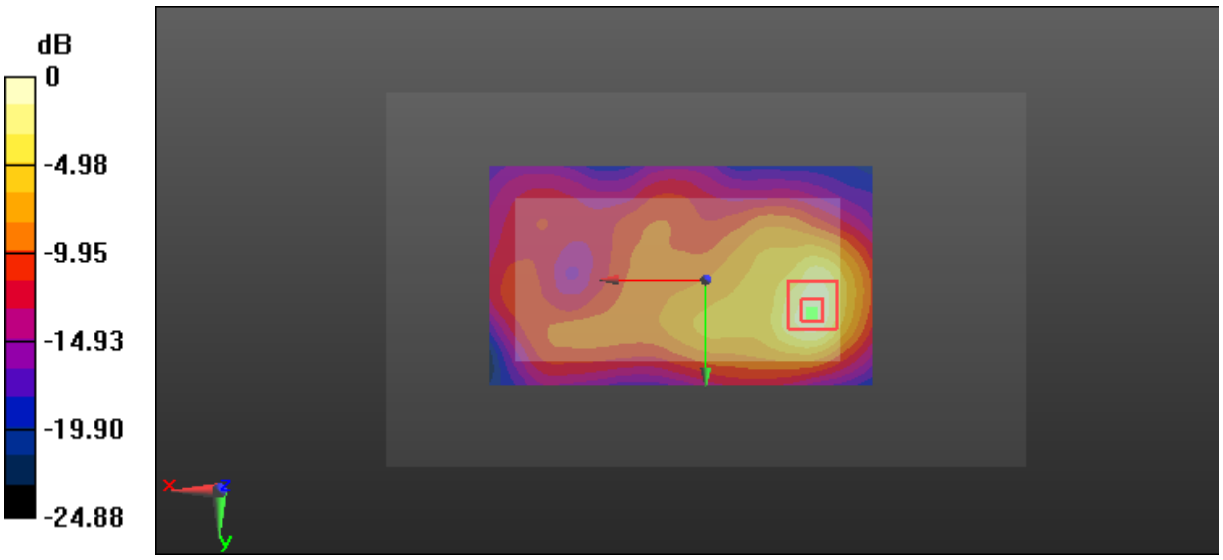

0 dB = 0.723 W/kg = -1.41 dBW/kg

Test Plot 89#: LTE Band 7_Body Left_Middle_1RB

DUT: Mobile Phone; Type: HY3-3911; Serial: 17042800320

Communication System: FDD-LTE; Frequency: 2535 MHz;Duty Cycle: 1:1
Medium parameters used: f = 2535 MHz; σ = 2.158 S/m; ε_r = 50.431; ρ = 1000 kg/m^3 ;
Phantom section: Center Section

DASY5 Configuration:

- Probe: EX3DV4 - SN7441; ConvF(7.39, 7.39, 7.39); Calibrated: 2016/11/15;
- Sensor-Surface: 1.4mm (Mechanical Surface Detection)
- Electronics: DAE3 Sn379; Calibrated: 2016/10/4
- Phantom: Triple Flat Phantom 5.1C; Type: QD 000 P51 CA; Serial: 1130
- Measurement SW: DASY52, Version 52.8 (8);

Area Scan (141x51x1): Interpolated grid: dx=1.200 mm, dy=1.200 mm
Maximum value of SAR (interpolated) = 0.0314 W/kg

Zoom Scan (5x5x7)/Cube 0: Measurement grid: dx=8mm, dy=8mm, dz=5mm
Reference Value = 2.609 V/m; Power Drift = -0.05 dB
Peak SAR (extrapolated) = 0.0360 W/kg
SAR(1 g) = 0.018 W/kg; SAR(10 g) = 0.00958 W/kg
Maximum value of SAR (measured) = 0.0279 W/kg



0 dB = 0.0279 W/kg = -15.54 dBW/kg

Test Plot 90#: LTE Band 7_Body Left_Middle_50%RB

DUT: Mobile Phone; Type: HY3-3911; Serial: 17042800320

Communication System: FDD-LTE; Frequency: 2535 MHz;Duty Cycle: 1:1
Medium parameters used: f = 2535 MHz; σ = 2.158 S/m; ε_r = 50.431; ρ = 1000 kg/m^3 ;
Phantom section: Center Section

DASY5 Configuration:

- Probe: EX3DV4 - SN7441; ConvF(7.39, 7.39, 7.39); Calibrated: 2016/11/15;
- Sensor-Surface: 1.4mm (Mechanical Surface Detection)
- Electronics: DAE3 Sn379; Calibrated: 2016/10/4
- Phantom: Triple Flat Phantom 5.1C; Type: QD 000 P51 CA; Serial: 1130
- Measurement SW: DASY52, Version 52.8 (8);

Area Scan (141x51x1): Interpolated grid: dx=1.200 mm, dy=1.200 mm
Maximum value of SAR (interpolated) = 0.0255 W/kg

Zoom Scan (5x5x7)/Cube 0: Measurement grid: dx=8mm, dy=8mm, dz=5mm
Reference Value = 2.488 V/m; Power Drift = -0.17 dB
Peak SAR (extrapolated) = 0.0340 W/kg
SAR(1 g) = 0.016 W/kg; SAR(10 g) = 0.00859 W/kg
Maximum value of SAR (measured) = 0.0261 W/kg



0 dB = 0.0261 W/kg = -15.83 dBW/kg

Test Plot 91#: LTE Band 7_Body Right_Middle_1RB

DUT: Mobile Phone; Type: HY3-3911; Serial: 17042800320

Communication System: FDD-LTE; Frequency: 2535 MHz;Duty Cycle: 1:1
Medium parameters used: f = 2535 MHz; σ = 2.158 S/m; ε_r = 50.431; ρ = 1000 kg/m^3 ;
Phantom section: Center Section

DASY5 Configuration:

- Probe: EX3DV4 - SN7441; ConvF(7.39, 7.39, 7.39); Calibrated: 2016/11/15;
- Sensor-Surface: 1.4mm (Mechanical Surface Detection)
- Electronics: DAE3 Sn379; Calibrated: 2016/10/4
- Phantom: Triple Flat Phantom 5.1C; Type: QD 000 P51 CA; Serial: 1130
- Measurement SW: DASY52, Version 52.8 (8);

Area Scan (141x51x1): Interpolated grid: dx=1.200 mm, dy=1.200 mm
Maximum value of SAR (interpolated) = 0.377 W/kg

Zoom Scan (5x5x7)/Cube 0: Measurement grid: dx=8mm, dy=8mm, dz=5mm
Reference Value = 10.32 V/m; Power Drift = -0.03 dB
Peak SAR (extrapolated) = 0.495 W/kg
SAR(1 g) = 0.220 W/kg; SAR(10 g) = 0.111 W/kg
Maximum value of SAR (measured) = 0.376 W/kg

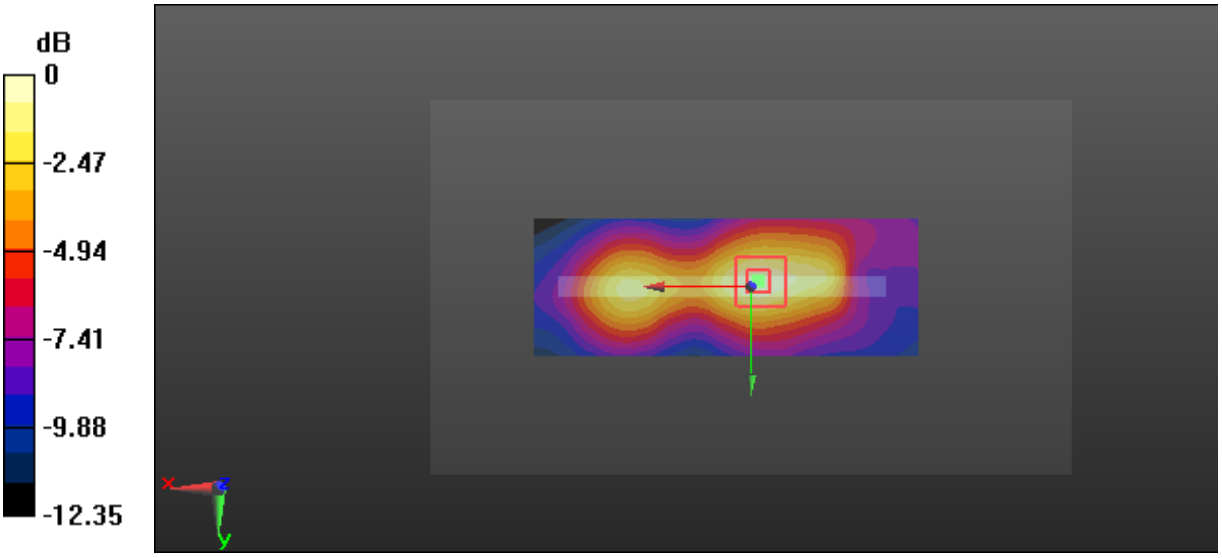

0 dB = 0.376 W/kg = -4.25 dBW/kg

Test Plot 92#: LTE Band 7_Body Right_Middle_50%RB

DUT: Mobile Phone; Type: HY3-3911; Serial: 17042800320

Communication System: FDD-LTE; Frequency: 2535 MHz;Duty Cycle: 1:1
Medium parameters used: f = 2535 MHz; σ = 2.158 S/m; ε_r = 50.431; ρ = 1000 kg/m^3 ;
Phantom section: Center Section

DASY5 Configuration:

- Probe: EX3DV4 - SN7441; ConvF(7.39, 7.39, 7.39); Calibrated: 2016/11/15;
- Sensor-Surface: 1.4mm (Mechanical Surface Detection)
- Electronics: DAE3 Sn379; Calibrated: 2016/10/4
- Phantom: Triple Flat Phantom 5.1C; Type: QD 000 P51 CA; Serial: 1130
- Measurement SW: DASY52, Version 52.8 (8);

Area Scan (141x51x1): Interpolated grid: dx=1.200 mm, dy=1.200 mm
Maximum value of SAR (interpolated) = 0.332 W/kg

Zoom Scan (5x5x7)/Cube 0: Measurement grid: dx=8mm, dy=8mm, dz=5mm
Reference Value = 9.780 V/m; Power Drift = -0.07 dB
Peak SAR (extrapolated) = 0.442 W/kg
SAR(1 g) = 0.200 W/kg; SAR(10 g) = 0.101 W/kg
Maximum value of SAR (measured) = 0.340 W/kg

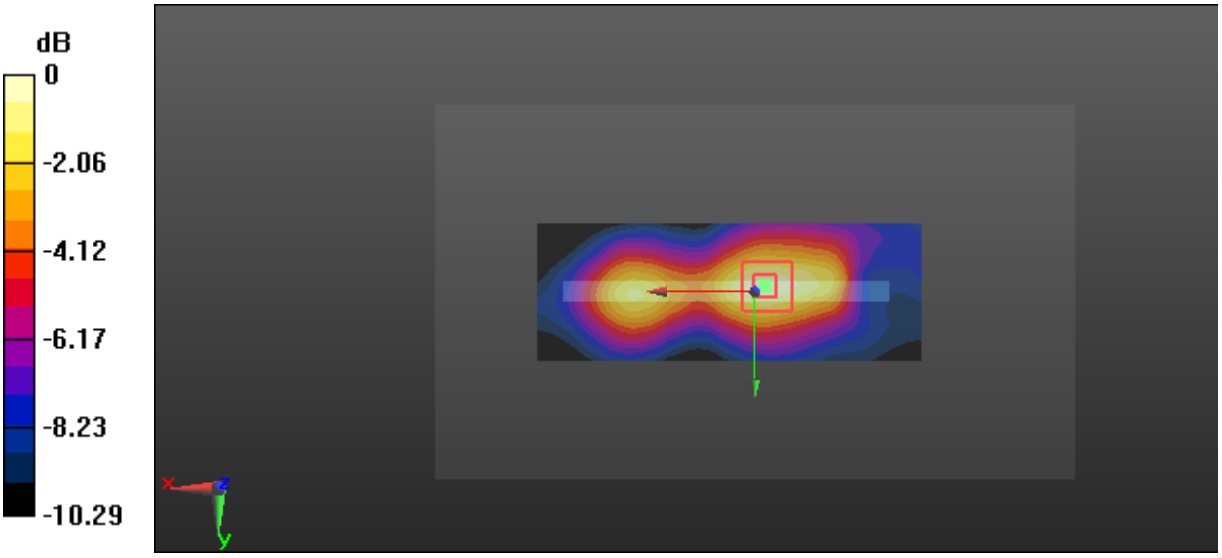

0 dB = 0.340 W/kg = -4.69 dBW/kg

Test Plot 93#: LTE Band 7_Body Bottom_Middle_1RB

DUT: Mobile Phone; Type: HY3-3911; Serial: 17042800320

Communication System: FDD-LTE; Frequency: 2535 MHz;Duty Cycle: 1:1
Medium parameters used: f = 2535 MHz; σ = 2.158 S/m; ε_r = 50.431; ρ = 1000 kg/m^3 ;
Phantom section: Center Section

DASY5 Configuration:

- Probe: EX3DV4 - SN7441; ConvF(7.39, 7.39, 7.39); Calibrated: 2016/11/15;
- Sensor-Surface: 1.4mm (Mechanical Surface Detection)
- Electronics: DAE3 Sn379; Calibrated: 2016/10/4
- Phantom: Triple Flat Phantom 5.1C; Type: QD 000 P51 CA; Serial: 1130
- Measurement SW: DASY52, Version 52.8 (8);

Area Scan (51x81x1): Interpolated grid: dx=1.200 mm, dy=1.200 mm
Maximum value of SAR (interpolated) = 1.52 W/kg

Zoom Scan (5x5x7)/Cube 0: Measurement grid: dx=8mm, dy=8mm, dz=5mm
Reference Value = 17.90 V/m; Power Drift = -0.11 dB
Peak SAR (extrapolated) = 1.80 W/kg
SAR(1 g) = 0.745 W/kg; SAR(10 g) = 0.327 W/kg
Maximum value of SAR (measured) = 1.35 W/kg



0 dB = 1.35 W/kg = 1.30 dBW/kg

Test Plot 94#: LTE Band 7_Body Bottom_Middle_50%RB

DUT: Mobile Phone; Type: HY3-3911; Serial: 17042800320

Communication System: FDD-LTE; Frequency: 2535 MHz;Duty Cycle: 1:1
Medium parameters used: f = 2535 MHz; σ = 2.158 S/m; ε_r = 50.431; ρ = 1000 kg/m^3 ;
Phantom section: Center Section

DASY5 Configuration:

- Probe: EX3DV4 - SN7441; ConvF(7.39, 7.39, 7.39); Calibrated: 2016/11/15;
- Sensor-Surface: 1.4mm (Mechanical Surface Detection)
- Electronics: DAE3 Sn379; Calibrated: 2016/10/4
- Phantom: Triple Flat Phantom 5.1C; Type: QD 000 P51 CA; Serial: 1130
- Measurement SW: DASY52, Version 52.8 (8);

Area Scan (51x81x1): Interpolated grid: dx=1.200 mm, dy=1.200 mm
Maximum value of SAR (interpolated) = 1.29 W/kg

Zoom Scan (5x5x7)/Cube 0: Measurement grid: dx=8mm, dy=8mm, dz=5mm
Reference Value = 16.17 V/m; Power Drift = -0.07 dB
Peak SAR (extrapolated) = 1.55 W/kg
SAR(1 g) = 0.643 W/kg; SAR(10 g) = 0.283 W/kg
Maximum value of SAR (measured) = 1.16 W/kg

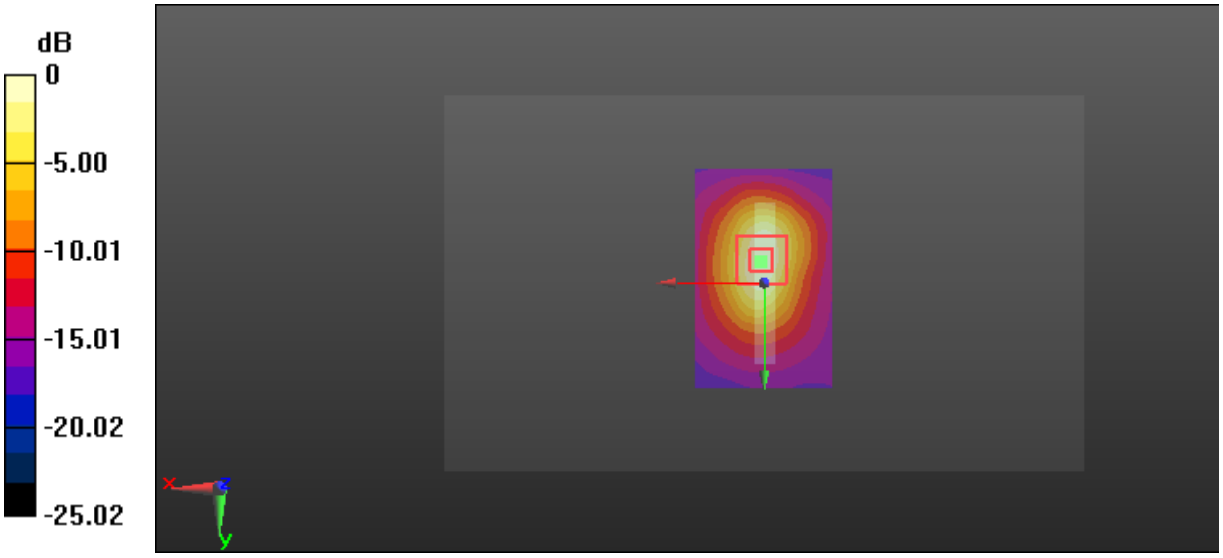

0 dB = 1.16 W/kg = 0.64 dBW/kg

Test Plot 95#:Wi-Fi Mode B_Head Left Cheek_Middle Channel

DUT: Mobile Phone; Type: HY3-3911; Serial: 17042800320

Communication System: IEEE 802.11b WiFi 2.4 GHz; Frequency: 2437 MHz;Duty Cycle: 1:1
Medium parameters used: f = 2437 MHz; σ = 1.821 S/m; ε_r = 39.607; ρ = 1000 kg/m^3
Phantom section: Left Section

DASY5 Configuration:

- Probe: EX3DV4 - SN7441; ConvF(7.85, 7.85, 7.85); Calibrated: 2016/11/15;
- Sensor-Surface: 1.4mm (Mechanical Surface Detection)
- Electronics: DAE3 Sn379; Calibrated: 2016/10/4
- Phantom: Triple Flat Phantom 5.1C; Type: QD 000 P51 CA; Serial: 1130
- Measurement SW: DASY52, Version 52.8 (8);

Area Scan (141x91x1): Interpolated grid: dx=1.200 mm, dy=1.200 mm
Maximum value of SAR (interpolated) = 0.131 W/kg

Zoom Scan (5x5x7)/Cube 0: Measurement grid: dx=8mm, dy=8mm, dz=5mm
Reference Value = 5.424 V/m; Power Drift = 0.02 dB
Peak SAR (extrapolated) = 0.149 W/kg
SAR(1 g) = 0.085 W/kg; SAR(10 g) = 0.047 W/kg
Maximum value of SAR (measured) = 0.126 W/kg



0 dB = 0.126 W/kg = -9.00 dBW/kg

Test Plot 96#:Wi-Fi Mode B_Head Left Tilt_Middle Channel

DUT: Mobile Phone; Type: HY3-3911; Serial: 17042800320

Communication System: IEEE 802.11b WiFi 2.4 GHz; Frequency: 2437 MHz;Duty Cycle: 1:1
Medium parameters used: f = 2437 MHz; σ = 1.821 S/m; ε_r = 39.607; ρ = 1000 kg/m^3
Phantom section: Left Section

DASY5 Configuration:

- Probe: EX3DV4 - SN7441; ConvF(7.85, 7.85, 7.85); Calibrated: 2016/11/15;
- Sensor-Surface: 1.4mm (Mechanical Surface Detection)
- Electronics: DAE3 Sn379; Calibrated: 2016/10/4
- Phantom: Triple Flat Phantom 5.1C; Type: QD 000 P51 CA; Serial: 1130
- Measurement SW: DASY52, Version 52.8 (8);

Area Scan (141x91x1): Interpolated grid: dx=1.200 mm, dy=1.200 mm
Maximum value of SAR (interpolated) = 0.110 W/kg

Zoom Scan (5x5x7)/Cube 0: Measurement grid: dx=8mm, dy=8mm, dz=5mm
Reference Value = 5.184 V/m; Power Drift = -0.06 dB
Peak SAR (extrapolated) = 0.141 W/kg
SAR(1 g) = 0.070 W/kg; SAR(10 g) = 0.037 W/kg
Maximum value of SAR (measured) = 0.115 W/kg



0 dB = 0.115 W/kg = -9.39 dBW/kg

Test Plot 97#:Wi-Fi Mode B_Head Right Cheek_Middle Channel

DUT: Mobile Phone; Type: HY3-3911; Serial: 17042800320

Communication System: IEEE 802.11b WiFi 2.4 GHz; Frequency: 2437 MHz;Duty Cycle: 1:1
Medium parameters used: f = 2437 MHz; σ = 1.821 S/m; ε_r = 39.607; ρ = 1000 kg/m^3
Phantom section: Right Section

DASY5 Configuration:

- Probe: EX3DV4 - SN7441; ConvF(7.85, 7.85, 7.85); Calibrated: 2016/11/15;
- Sensor-Surface: 1.4mm (Mechanical Surface Detection)
- Electronics: DAE3 Sn379; Calibrated: 2016/10/4
- Phantom: Triple Flat Phantom 5.1C; Type: QD 000 P51 CA; Serial: 1130
- Measurement SW: DASY52, Version 52.8 (8);

Area Scan (141x91x1): Interpolated grid: dx=1.200 mm, dy=1.200 mm
Maximum value of SAR (interpolated) = 0.312 W/kg

Zoom Scan (5x5x7)/Cube 0: Measurement grid: dx=8mm, dy=8mm, dz=5mm
Reference Value = 6.399 V/m; Power Drift = -0.11 dB
Peak SAR (extrapolated) = 0.384 W/kg
SAR(1 g) = 0.200 W/kg; SAR(10 g) = 0.103 W/kg
Maximum value of SAR (measured) = 0.301 W/kg



0 dB = 0.301 W/kg = -5.21 dBW/kg

Test Plot 98#:Wi-Fi Mode B_Head Right Tilt_Middle Channel

DUT: Mobile Phone; Type: HY3-3911; Serial: 17042800320

Communication System: IEEE 802.11b WiFi 2.4 GHz; Frequency: 2437 MHz;Duty Cycle: 1:1
Medium parameters used: f = 2437 MHz; σ = 1.821 S/m; ε_r = 39.607; ρ = 1000 kg/m^3
Phantom section: Right Section

DASY5 Configuration:

- Probe: EX3DV4 - SN7441; ConvF(7.85, 7.85, 7.85); Calibrated: 2016/11/15;
- Sensor-Surface: 1.4mm (Mechanical Surface Detection)
- Electronics: DAE3 Sn379; Calibrated: 2016/10/4
- Phantom: SAM1; Type: QD000P40CC; Serial: TP:1412
- Measurement SW: DASY52, Version 52.8 (8);

Area Scan (141x91x1): Interpolated grid: dx=1.200 mm, dy=1.200 mm
Maximum value of SAR (interpolated) = 0.221 W/kg

Zoom Scan (5x5x7)/Cube 0: Measurement grid: dx=8mm, dy=8mm, dz=5mm
Reference Value = 5.727 V/m; Power Drift = -0.01 dB
Peak SAR (extrapolated) = 0.304 W/kg
SAR(1 g) = 0.138 W/kg; SAR(10 g) = 0.069 W/kg
Maximum value of SAR (measured) = 0.243 W/kg



0 dB = 0.243 W/kg = -6.14 dBW/kg

Test Plot 99#:Wi-Fi Mode B_Body Back_Middle Channel

DUT: Mobile Phone; Type: HY3-3911; Serial: 17042800320

Communication System: IEEE 802.11b WiFi 2.4 GHz; Frequency: 2437 MHz;Duty Cycle: 1:1
Medium parameters used: f = 2437 MHz; σ = 1.981 S/m; ε_r = 53.802; ρ = 1000 kg/m^3
Phantom section: Center Section

DASY5 Configuration:

- Probe: EX3DV4 - SN7441; ConvF(7.67, 7.67, 7.67); Calibrated: 2016/11/15;
- Sensor-Surface: 1.4mm (Mechanical Surface Detection)
- Electronics: DAE3 Sn379; Calibrated: 2016/10/4
- Phantom: Triple Flat Phantom 5.1C; Type: QD 000 P51 CA; Serial: 1130
- Measurement SW: DASY52, Version 52.8 (8);

Area Scan (141x81x1): Interpolated grid: dx=1.200 mm, dy=1.200 mm
Maximum value of SAR (interpolated) = 0.270 W/kg

Zoom Scan (5x5x7)/Cube 0: Measurement grid: dx=8mm, dy=8mm, dz=5mm
Reference Value = 2.388 V/m; Power Drift = -0.12 dB
Peak SAR (extrapolated) = 0.315 W/kg
SAR(1 g) = 0.131 W/kg; SAR(10 g) = 0.059 W/kg
Maximum value of SAR (measured) = 0.236 W/kg

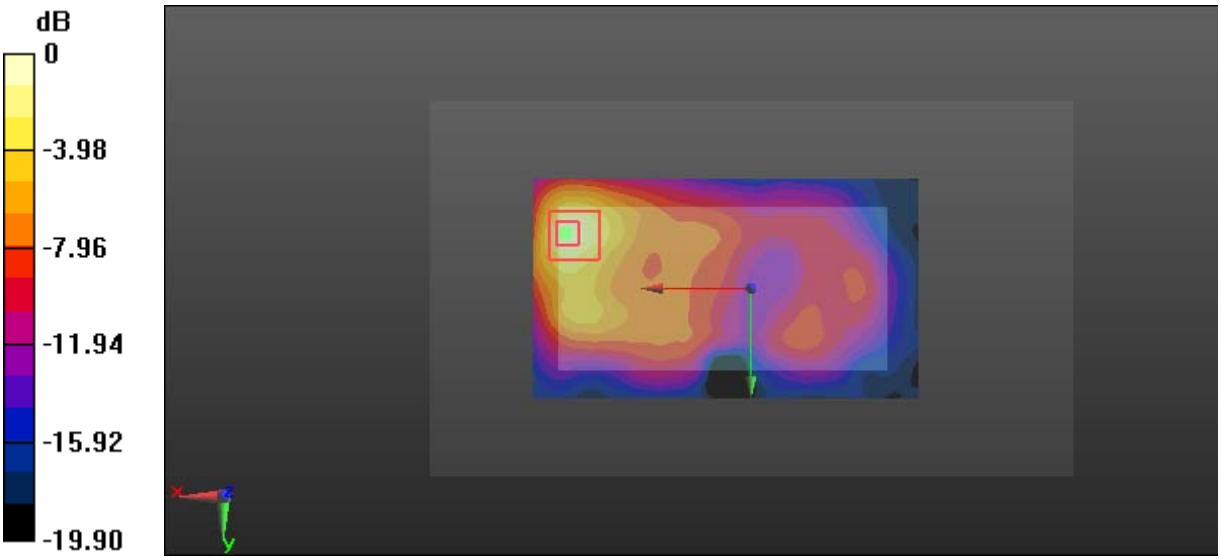

0 dB = 0.236 W/kg = -6.27 dBW/kg

Test Plot 100#:Wi-Fi Mode B_Body Left_Middle Channel

DUT: Mobile Phone; Type: HY3-3911; Serial: 17042800320

Communication System: IEEE 802.11b WiFi 2.4 GHz; Frequency: 2437 MHz;Duty Cycle: 1:1
Medium parameters used: f = 2437 MHz; σ = 1.981 S/m; ε_r = 53.802; ρ = 1000 kg/m^3
Phantom section: Center Section

DASY5 Configuration:

- Probe: EX3DV4 - SN7441; ConvF(7.67, 7.67, 7.67); Calibrated: 2016/11/15;
- Sensor-Surface: 1.4mm (Mechanical Surface Detection)
- Electronics: DAE3 Sn379; Calibrated: 2016/10/4
- Phantom: Triple Flat Phantom 5.1C; Type: QD 000 P51 CA; Serial: 1130
- Measurement SW: DASY52, Version 52.8 (8);

Area Scan (51x141x1): Interpolated grid: dx=1.200 mm, dy=1.200 mm
Maximum value of SAR (interpolated) = 0.0529 W/kg

Zoom Scan (5x5x7)/Cube 0: Measurement grid: dx=8mm, dy=8mm, dz=5mm
Reference Value = 2.983 V/m; Power Drift = 0.09 dB
Peak SAR (extrapolated) = 0.0690 W/kg
SAR(1 g) = 0.033 W/kg; SAR(10 g) = 0.017 W/kg
Maximum value of SAR (measured) = 0.0546 W/kg

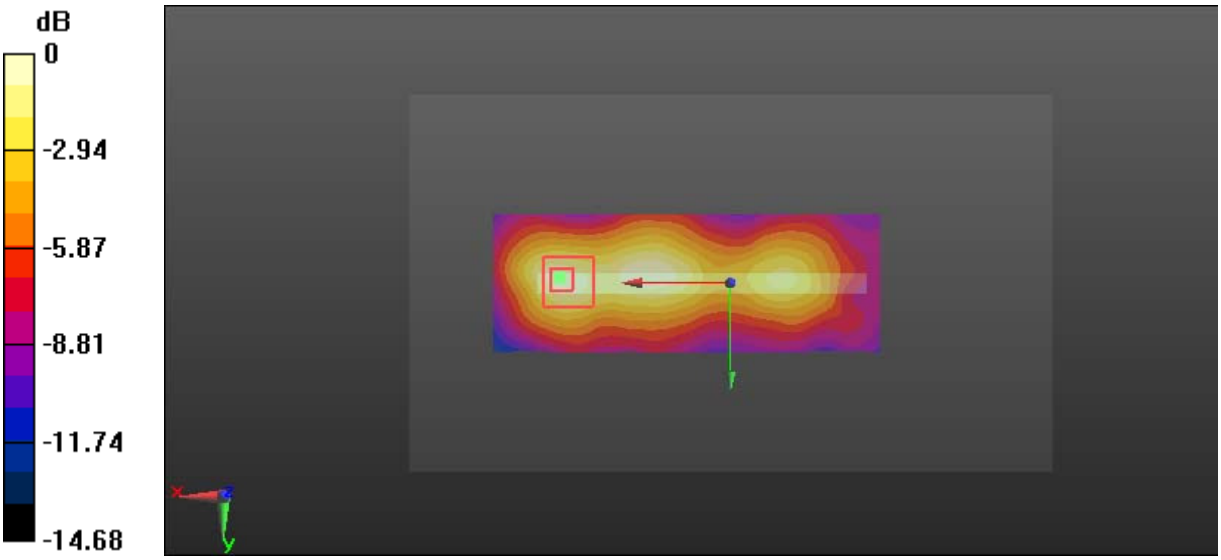

0 dB = 0.0546 W/kg = -12.63 dBW/kg

Test Plot 101#:Wi-Fi Mode B_Body Top_Middle Channel

DUT: Mobile Phone; Type: HY3-3911; Serial: 17042800320

Communication System: IEEE 802.11b WiFi 2.4 GHz; Frequency: 2437 MHz;Duty Cycle: 1:1
Medium parameters used: f = 2437 MHz; σ = 1.981 S/m; ε_r = 53.802; ρ = 1000 kg/m^3
Phantom section: Center Section

DASY5 Configuration:

- Probe: EX3DV4 - SN7441; ConvF(7.67, 7.67, 7.67); Calibrated: 2016/11/15;
- Sensor-Surface: 1.4mm (Mechanical Surface Detection)
- Electronics: DAE3 Sn379; Calibrated: 2016/10/4
- Phantom: Triple Flat Phantom 5.1C; Type: QD 000 P51 CA; Serial: 1130
- Measurement SW: DASY52, Version 52.8 (8);

Area Scan (101x61x1): Interpolated grid: dx=1.200 mm, dy=1.200 mm
Maximum value of SAR (interpolated) = 0.110 W/kg

Zoom Scan (5x5x7)/Cube 0: Measurement grid: dx=8mm, dy=8mm, dz=5mm
Reference Value = 5.164 V/m; Power Drift = -0.04 dB
Peak SAR (extrapolated) = 0.149 W/kg
SAR(1 g) = 0.065 W/kg; SAR(10 g) = 0.028 W/kg
Maximum value of SAR (measured) = 0.115 W/kg

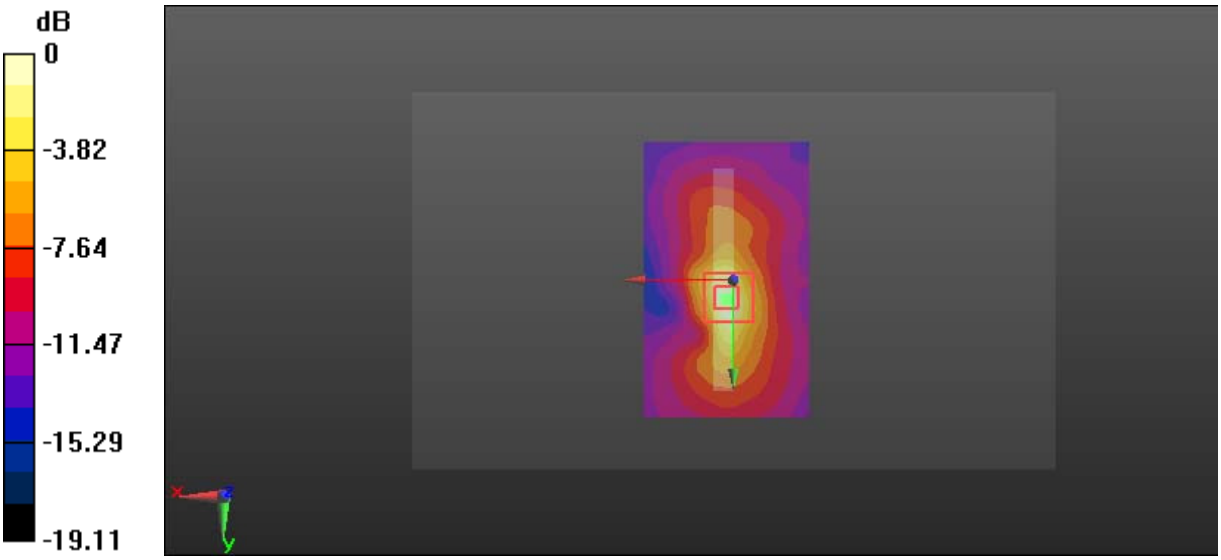

0 dB = 0.115 W/kg = -9.39 dBW/kg