Test Plot 1#: GSM 850_Head Left Cheek_Middle Channel

DUT: Mobile Phone; Type: HY3-3991; Serial: 17012200721

Communication System: Generic GSM; Frequency: 836.6 MHz;Duty Cycle: 1:8
Medium parameters used: 836.6 MHz; σ = 0.897 S/m; ε_r = 40.859; ρ = 1000 kg/m^3 ;
Phantom section: Left Section

DASY5 Configuration:

- Probe: EX3DV4 - SN7431; ConvF(9.84, 9.84, 9.84); Calibrated: 2016/10/4;
- Sensor-Surface: 1.4mm (Mechanical Surface Detection)
- Electronics: DAE3 Sn379; Calibrated: 2016/10/4
- Phantom: SAM1; Type: QD000P40CC; Serial: TP:1412
- Measurement SW: DASY52, Version 52.8 (8);

Area Scan (71x121x1): Interpolated grid: dx=1.500 mm, dy=1.500 mm
Maximum value of SAR (interpolated) = 0.225 W/kg

Zoom Scan (6x6x5)/Cube 0: Measurement grid: dx=5mm, dy=5mm, dz=5mm
Reference Value = 7.125 V/m; Power Drift = -0.11 dB
Peak SAR (extrapolated) = 0.265 W/kg
SAR(1 g) = 0.213 W/kg; SAR(10 g) = 0.170 W/kg
Maximum value of SAR (measured) = 0.247 W/kg



0 dB = 0.247 W/kg = -6.07 dBW/kg

Test Plot 2#: GSM 850_Head Left Tilt_Middle Channel

DUT: Mobile Phone; Type: HY3-3991; Serial: 17012200721

Communication System: Generic GSM; Frequency: 836.6 MHz;Duty Cycle: 1:8
Medium parameters used: 836.6 MHz; σ = 0.897 S/m; ε_r = 40.859; ρ = 1000 kg/m^3 ;
Phantom section: Left Section

DASY5 Configuration:

- Probe: EX3DV4 - SN7431; ConvF(9.84, 9.84, 9.84); Calibrated: 2016/10/4;
- Sensor-Surface: 1.4mm (Mechanical Surface Detection)
- Electronics: DAE3 Sn379; Calibrated: 2016/10/4
- Phantom: SAM1; Type: QD000P40CC; Serial: TP:1412
- Measurement SW: DASY52, Version 52.8 (8);

Area Scan (61x101x1): Interpolated grid: dx=1.500 mm, dy=1.500 mm
Maximum value of SAR (interpolated) = 0.147 W/kg

Zoom Scan (6x6x5)/Cube 0: Measurement grid: dx=5mm, dy=5mm, dz=5mm
Reference Value = 9.709 V/m; Power Drift = -0.02 dB
Peak SAR (extrapolated) = 0.178 W/kg
SAR(1 g) = 0.144 W/kg; SAR(10 g) = 0.114 W/kg
Maximum value of SAR (measured) = 0.169 W/kg



0 dB = 0.169 W/kg = -7.72 dBW/kg

Test Plot 3#: GSM 850_Head Right Cheek_Middle Channel

DUT: Mobile Phone; Type: HY3-3991; Serial: 17012200721

Communication System: Generic GSM; Frequency: 836.6 MHz;Duty Cycle: 1:8
Medium parameters used: 836.6 MHz; σ = 0.897 S/m; ε_r = 40.859; ρ = 1000 kg/m^3 ;
Phantom section: Right Section

DASY5 Configuration:

- Probe: EX3DV4 - SN7431; ConvF(9.84, 9.84, 9.84); Calibrated: 2016/10/4;
- Sensor-Surface: 1.4mm (Mechanical Surface Detection)
- Electronics: DAE3 Sn379; Calibrated: 2016/10/4
- Phantom: SAM1; Type: QD000P40CC; Serial: TP:1412
- Measurement SW: DASY52, Version 52.8 (8);

Area Scan (71x121x1): Interpolated grid: dx=1.500 mm, dy=1.500 mm
Maximum value of SAR (interpolated) = 0.310 W/kg

Zoom Scan (6x6x5)/Cube 0: Measurement grid: dx=5mm, dy=5mm, dz=5mm
Reference Value = 6.893 V/m; Power Drift = 0.08 dB
Peak SAR (extrapolated) = 0.374 W/kg
SAR(1 g) = 0.283 W/kg; SAR(10 g) = 0.207 W/kg
Maximum value of SAR (measured) = 0.343 W/kg



0 dB = 0.343 W/kg = -4.65 dBW/kg

Test Plot 4#: GSM 850_Head Right Tilt_Middle Channel

DUT: Mobile Phone; Type: HY3-3991; Serial: 17012200721

Communication System: Generic GSM; Frequency: 836.6 MHz;Duty Cycle: 1:8
Medium parameters used: 836.6 MHz; σ = 0.897 S/m; ε_r = 40.859; ρ = 1000 kg/m^3 ;
Phantom section: Right Section

DASY5 Configuration:

- Probe: EX3DV4 - SN7431; ConvF(9.84, 9.84, 9.84); Calibrated: 2016/10/4;
- Sensor-Surface: 1.4mm (Mechanical Surface Detection)
- Electronics: DAE3 Sn379; Calibrated: 2016/10/4
- Phantom: SAM1; Type: QD000P40CC; Serial: TP:1412
- Measurement SW: DASY52, Version 52.8 (8);

Area Scan (71x121x1): Interpolated grid: dx=1.500 mm, dy=1.500 mm
Maximum value of SAR (interpolated) = 0.200 W/kg

Zoom Scan (7x7x7)/Cube 0: Measurement grid: dx=5mm, dy=5mm, dz=5mm
Reference Value = 10.88 V/m; Power Drift = 0.01 dB
Peak SAR (extrapolated) = 0.237 W/kg
SAR(1 g) = 0.193 W/kg; SAR(10 g) = 0.151 W/kg
Maximum value of SAR (measured) = 0.201 W/kg



0 dB = 0.201 W/kg = -6.97 dBW/kg

Test Plot 5#: GSM 850_Body Worn Back_Middle Channel

DUT: Mobile Phone; Type: HY3-3991; Serial: 17012200721

Communication System: Generic GSM; Frequency: 836.6 MHz;Duty Cycle: 1:8
Medium parameters used: 836.6 MHz; σ = 0.98 S/m; ε_r = 55.237; ρ = 1000 kg/m^3 ;
Phantom section: Right Section

DASY5 Configuration:

- Probe: EX3DV4 - SN7431; ConvF(9.89, 9.89, 9.89); Calibrated: 2016/10/4;
- Sensor-Surface: 1.4mm (Mechanical Surface Detection)
- Electronics: DAE3 Sn379; Calibrated: 2016/10/4
- Phantom: Triple Flat Phantom 5.1C; Type: QD 000 P51 CA; Serial: 1130
- Measurement SW: DASY52, Version 52.8 (8);

Area Scan (121x71x1): Interpolated grid: dx=1.500 mm, dy=1.500 mm
Maximum value of SAR (interpolated) = 0.427 W/kg

Zoom Scan (5x5x7)/Cube 0: Measurement grid: dx=8mm, dy=8mm, dz=5mm
Reference Value = 19.75 V/m; Power Drift = 0.02 dB
Peak SAR (extrapolated) = 0.574 W/kg
SAR(1 g) = 0.404 W/kg; SAR(10 g) = 0.290 W/kg
Maximum value of SAR (measured) = 0.429 W/kg

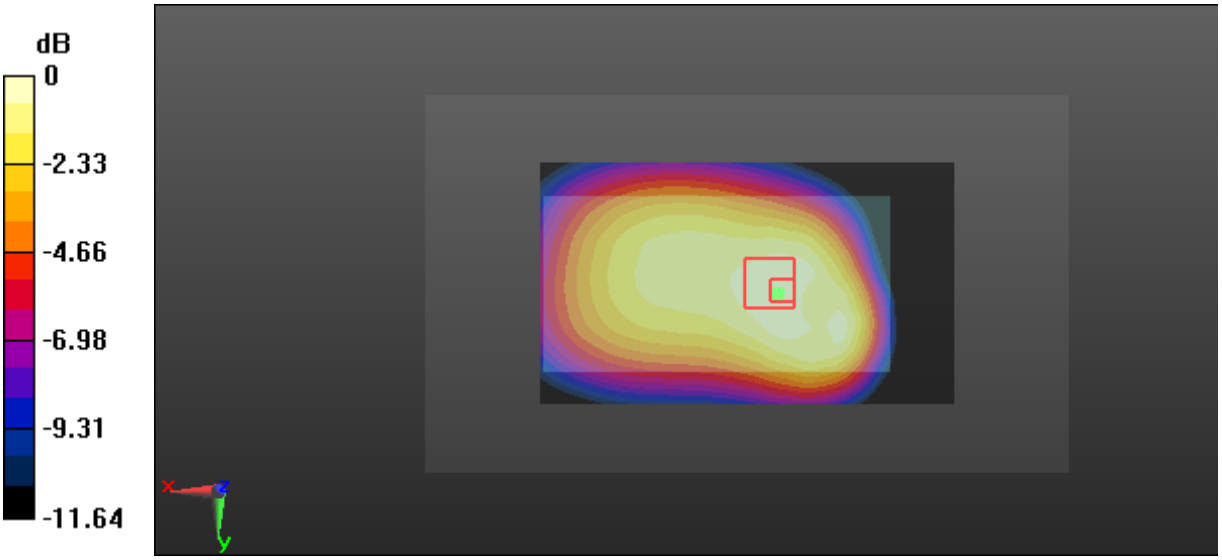

0 dB = 0.429 W/kg = -3.68 dBW/kg

Test Plot 6#: GSM 850_Body Back_Middle Channel

DUT: Mobile Phone; Type: HY3-3991; Serial: 17012200721

Communication System: Generic GPRS-4 slots; Frequency: 836.6 MHz;Duty Cycle: 1:2
Medium parameters used: 836.6 MHz; σ = 0.98 S/m; ε_r = 55.237; ρ = 1000 kg/m^3 ;
Phantom section: Right Section

DASY5 Configuration:

- Probe: EX3DV4 - SN7431; ConvF(9.89, 9.89, 9.89); Calibrated: 2016/10/4;
- Sensor-Surface: 1.4mm (Mechanical Surface Detection)
- Electronics: DAE3 Sn379; Calibrated: 2016/10/4
- Phantom: Triple Flat Phantom 5.1C; Type: QD 000 P51 CA; Serial: 1130
- Measurement SW: DASY52, Version 52.8 (8);

Area Scan (121x71x1): Interpolated grid: dx=1.500 mm, dy=1.500 mm
Maximum value of SAR (interpolated) = 0.704 W/kg

Zoom Scan (5x5x7)/Cube 0: Measurement grid: dx=8mm, dy=8mm, dz=5mm
Reference Value = 25.89 V/m; Power Drift = 0.03 dB
Peak SAR (extrapolated) = 0.933 W/kg
SAR(1 g) = 0.662 W/kg; SAR(10 g) = 0.478 W/kg
Maximum value of SAR (measured) = 0.700 W/kg



0 dB = 0.700 W/kg = -1.55 dBW/kg

Test Plot 7#: GSM 850_Body Left_Middle Channel

DUT: Mobile Phone; Type: HY3-3991; Serial: 17012200721

Communication System: Generic GPRS-4 slots; Frequency: 836.6 MHz;Duty Cycle: 1:2
Medium parameters used: 836.6 MHz; σ = 0.98 S/m; ε_r = 55.237; ρ = 1000 kg/m^3 ;
Phantom section: Right Section

DASY5 Configuration:

- Probe: EX3DV4 - SN7431; ConvF(9.89, 9.89, 9.89); Calibrated: 2016/10/4;
- Sensor-Surface: 1.4mm (Mechanical Surface Detection)
- Electronics: DAE3 Sn379; Calibrated: 2016/10/4
- Phantom: Triple Flat Phantom 5.1C; Type: QD 000 P51 CA; Serial: 1130
- Measurement SW: DASY52, Version 52.8 (8);

Area Scan (121x51x1): Interpolated grid: dx=1.500 mm, dy=1.500 mm
Maximum value of SAR (interpolated) = 0.446 W/kg

Zoom Scan (5x5x7)/Cube 0: Measurement grid: dx=8mm, dy=8mm, dz=5mm
Reference Value = 17.58 V/m; Power Drift = -0.04 dB
Peak SAR (extrapolated) = 0.589 W/kg
SAR(1 g) = 0.416 W/kg; SAR(10 g) = 0.286 W/kg
Maximum value of SAR (measured) = 0.445 W/kg



0 dB = 0.445 W/kg = -3.52 dBW/kg

Test Plot 8#: GSM 850_Body Right_Middle Channel

DUT: Mobile Phone; Type: HY3-3991; Serial: 17012200721

Communication System: Generic GPRS-4 slots; Frequency: 836.6 MHz;Duty Cycle: 1:2
Medium parameters used: 836.6 MHz; σ = 0.98 S/m; ε_r = 55.237; ρ = 1000 kg/m^3 ;
Phantom section: Right Section

DASY5 Configuration:

- Probe: EX3DV4 - SN7431; ConvF(9.89, 9.89, 9.89); Calibrated: 2016/10/4;
- Sensor-Surface: 1.4mm (Mechanical Surface Detection)
- Electronics: DAE3 Sn379; Calibrated: 2016/10/4
- Phantom: Triple Flat Phantom 5.1C; Type: QD 000 P51 CA; Serial: 1130
- Measurement SW: DASY52, Version 52.8 (8);

Area Scan (121x51x1): Interpolated grid: dx=1.500 mm, dy=1.500 mm
Maximum value of SAR (interpolated) = 0.347 W/kg

Zoom Scan (5x5x7)/Cube 0: Measurement grid: dx=8mm, dy=8mm, dz=5mm
Reference Value = 13.06 V/m; Power Drift = -0.04 dB
Peak SAR (extrapolated) = 0.466 W/kg
SAR(1 g) = 0.328 W/kg; SAR(10 g) = 0.226 W/kg
Maximum value of SAR (measured) = 0.352 W/kg



0 dB = 0.352 W/kg = -4.53 dBW/kg

Test Plot 9#: GSM 850_Body Bottom_Middle Channel

DUT: Mobile Phone; Type: HY3-3991; Serial: 17012200721

Communication System: Generic GPRS-4 slots; Frequency: 836.6 MHz;Duty Cycle: 1:2
Medium parameters used: 836.6 MHz; σ = 0.98 S/m; ε_r = 55.237; ρ = 1000 kg/m^3 ;
Phantom section: Right Section

DASY5 Configuration:

- Probe: EX3DV4 - SN7431; ConvF(9.89, 9.89, 9.89); Calibrated: 2016/10/4;
- Sensor-Surface: 1.4mm (Mechanical Surface Detection)
- Electronics: DAE3 Sn379; Calibrated: 2016/10/4
- Phantom: Triple Flat Phantom 5.1C; Type: QD 000 P51 CA; Serial: 1130
- Measurement SW: DASY52, Version 52.8 (8);

Area Scan (51x71x1): Interpolated grid: dx=1.500 mm, dy=1.500 mm
Maximum value of SAR (interpolated) = 0.287 W/kg

Zoom Scan (5x5x7)/Cube 0: Measurement grid: dx=8mm, dy=8mm, dz=5mm
Reference Value = 16.63 V/m; Power Drift = -0.03 dB
Peak SAR (extrapolated) = 0.400 W/kg
SAR(1 g) = 0.263 W/kg; SAR(10 g) = 0.172 W/kg
Maximum value of SAR (measured) = 0.282 W/kg



0 dB = 0.282 W/kg = -5.50 dBW/kg

Test Plot 10#: GSM 1900_Head Left Cheek_Middle Channel

DUT: Mobile Phone; Type: HY3-3991; Serial: 17012200721

Communication System: Generic GSM; Frequency: 1880 MHz;Duty Cycle: 1:8
Medium parameters used: 1880 MHz; σ = 1.395 S/m; ε_r = 38.99; ρ = 1000 kg/m^3 ;
Phantom section: Left Section

DASY5 Configuration:

- Probe: EX3DV4 - SN7431; ConvF(8.18, 8.18, 8.18); Calibrated: 2016/10/4;
- Sensor-Surface: 1.4mm (Mechanical Surface Detection)
- Electronics: DAE3 Sn379; Calibrated: 2016/10/4
- Phantom: SAM1; Type: QD000P40CC; Serial: TP:1412
- Measurement SW: DASY52, Version 52.8 (8);

Area Scan (71x121x1): Interpolated grid: dx=1.500 mm, dy=1.500 mm
Maximum value of SAR (interpolated) = 0.129 W/kg

Zoom Scan (6x6x5)/Cube 0: Measurement grid: dx=5mm, dy=5mm, dz=5mm
Reference Value = 6.465 V/m; Power Drift = -0.03 dB
Peak SAR (extrapolated) = 0.172 W/kg
SAR(1 g) = 0.121 W/kg; SAR(10 g) = 0.089 W/kg
Maximum value of SAR (measured) = 0.155 W/kg

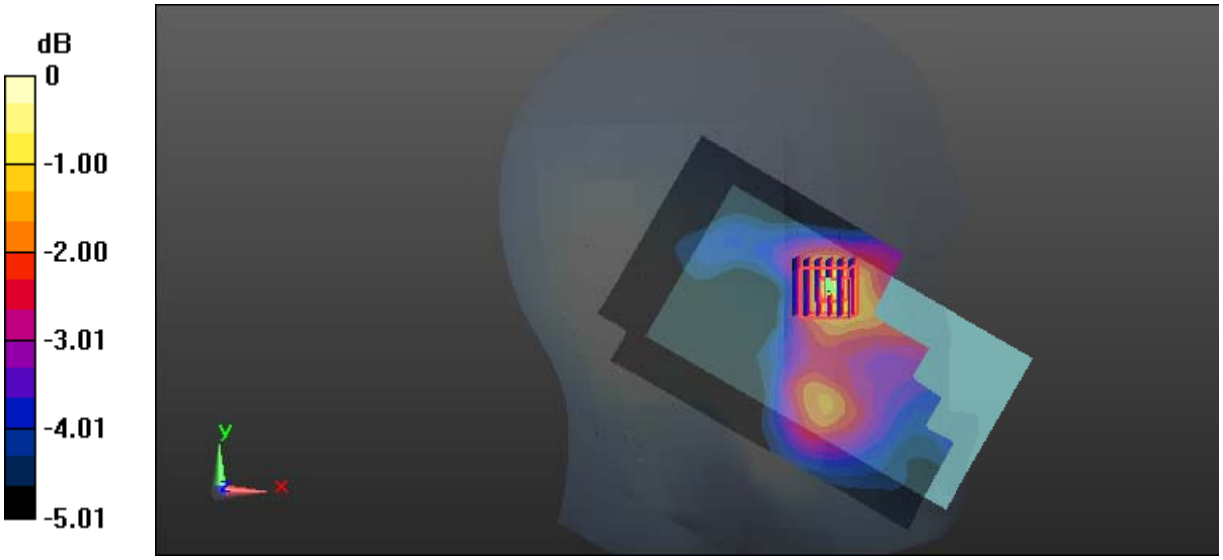

0 dB = 0.155 W/kg = -8.10 dBW/kg

Test Plot 11#: GSM 1900_Head Left Tilt_Middle Channel

DUT: Mobile Phone; Type: HY3-3991; Serial: 17012200721

Communication System: Generic GSM; Frequency: 1880 MHz;Duty Cycle: 1:8
Medium parameters used: 1880 MHz; σ = 1.395 S/m; ε_r = 38.99; ρ = 1000 kg/m^3 ;
Phantom section: Left Section

DASY5 Configuration:

- Probe: EX3DV4 - SN7431; ConvF(8.18, 8.18, 8.18); Calibrated: 2016/10/4;
- Sensor-Surface: 1.4mm (Mechanical Surface Detection)
- Electronics: DAE3 Sn379; Calibrated: 2016/10/4
- Phantom: SAM1; Type: QD000P40CC; Serial: TP:1412
- Measurement SW: DASY52, Version 52.8 (8);

Area Scan (71x121x1): Interpolated grid: dx=1.500 mm, dy=1.500 mm
Maximum value of SAR (interpolated) = 0.0807 W/kg

Zoom Scan (6x6x5)/Cube 0: Measurement grid: dx=5mm, dy=5mm, dz=5mm
Reference Value = 6.972 V/m; Power Drift = 0.17 dB
Peak SAR (extrapolated) = 0.101 W/kg
SAR(1 g) = 0.072 W/kg; SAR(10 g) = 0.055 W/kg
Maximum value of SAR (measured) = 0.0903 W/kg

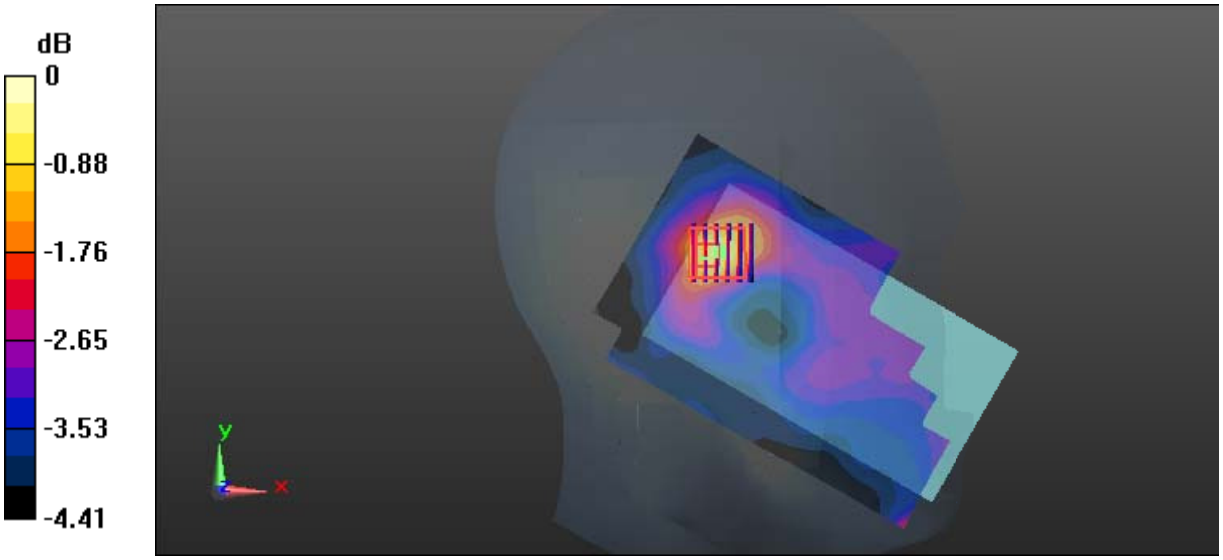

0 dB = 0.0903 W/kg = -10.44 dBW/kg

Test Plot 12#: GSM 1900_Head Right Cheek_Middle Channel

DUT: Mobile Phone; Type: HY3-3991; Serial: 17012200721

Communication System: Generic GSM; Frequency: 1880 MHz;Duty Cycle: 1:8
Medium parameters used: 1880 MHz; σ = 1.395 S/m; ε_r = 38.99; ρ = 1000 kg/m^3 ;
Phantom section: Right Section

DASY5 Configuration:

- Probe: EX3DV4 - SN7431; ConvF(8.18, 8.18, 8.18); Calibrated: 2016/10/4;
- Sensor-Surface: 1.4mm (Mechanical Surface Detection)
- Electronics: DAE3 Sn379; Calibrated: 2016/10/4
- Phantom: SAM1; Type: QD000P40CC; Serial: TP:1412
- Measurement SW: DASY52, Version 52.8 (8);

Area Scan (71x121x1): Interpolated grid: dx=1.500 mm, dy=1.500 mm
Maximum value of SAR (interpolated) = 0.210 W/kg

Zoom Scan (6x6x5)/Cube 0: Measurement grid: dx=5mm, dy=5mm, dz=5mm
Reference Value = 6.831 V/m; Power Drift = 0.11 dB
Peak SAR (extrapolated) = 0.280 W/kg
SAR(1 g) = 0.187 W/kg; SAR(10 g) = 0.131 W/kg
Maximum value of SAR (measured) = 0.246 W/kg



0 dB = 0.246 W/kg = -6.09 dBW/kg

Test Plot 13#: GSM 1900_Head Right Tilt_Middle Channel

DUT: Mobile Phone; Type: HY3-3991; Serial: 17012200721

Communication System: Generic GSM; Frequency: 1880 MHz;Duty Cycle: 1:8
Medium parameters used: 1880 MHz; σ = 1.395 S/m; ε_r = 38.99; ρ = 1000 kg/m^3 ;
Phantom section: Right Section

DASY5 Configuration:

- Probe: EX3DV4 - SN7431; ConvF(8.18, 8.18, 8.18); Calibrated: 2016/10/4;
- Sensor-Surface: 1.4mm (Mechanical Surface Detection)
- Electronics: DAE3 Sn379; Calibrated: 2016/10/4
- Phantom: SAM1; Type: QD000P40CC; Serial: TP:1412
- Measurement SW: DASY52, Version 52.8 (8);

Area Scan (71x121x1): Interpolated grid: dx=1.500 mm, dy=1.500 mm
Maximum value of SAR (interpolated) = 0.0851 W/kg

Zoom Scan (7x7x7)/Cube 0: Measurement grid: dx=5mm, dy=5mm, dz=5mm
Reference Value = 7.136 V/m; Power Drift = 0.06 dB
Peak SAR (extrapolated) = 0.105 W/kg
SAR(1 g) = 0.078 W/kg; SAR(10 g) = 0.062 W/kg
Maximum value of SAR (measured) = 0.0819 W/kg

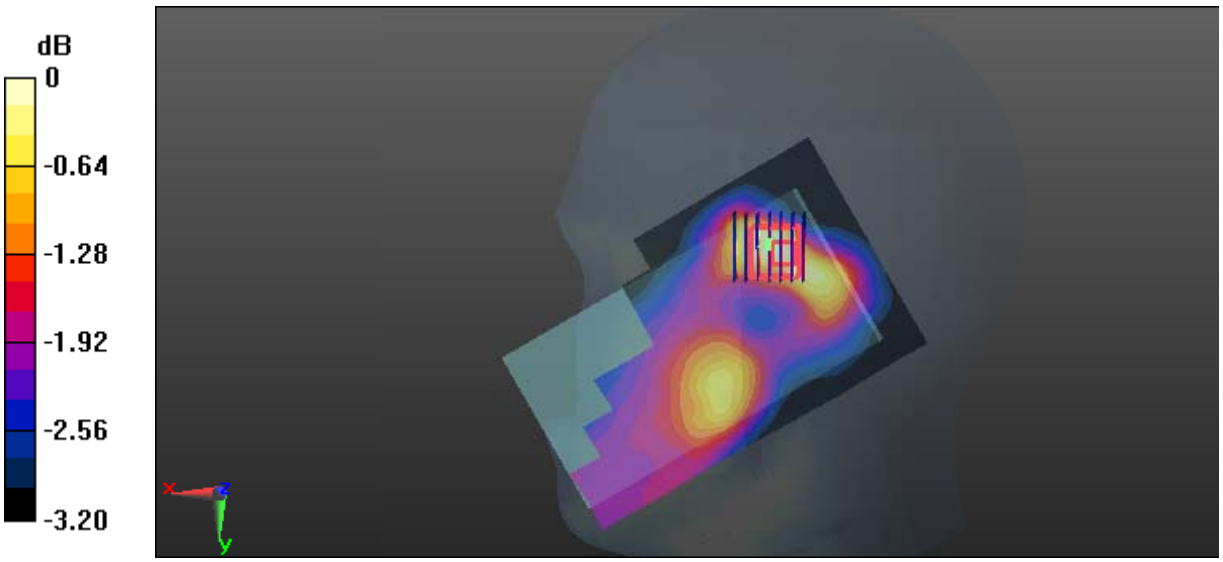

0 dB = 0.0819 W/kg = -10.87 dBW/kg

Test Plot 14#: GSM 1900_Body Worn Back_Middle Channel

DUT: Mobile Phone; Type: HY3-3991; Serial: 17012200721

Communication System: Generic GSM; Frequency: 1880 MHz;Duty Cycle: 1:8
Medium parameters used: 1880 MHz; σ = 1.512 S/m; ε_r = 52.658; ρ = 1000 kg/m^3 ;
Phantom section: Left Section

DASY5 Configuration:

- Probe: EX3DV4 - SN7431; ConvF(7.98, 7.98, 7.98); Calibrated: 2016/10/4;
- Sensor-Surface: 1.4mm (Mechanical Surface Detection)
- Electronics: DAE3 Sn379; Calibrated: 2016/10/4
- Phantom: Triple Flat Phantom 5.1C; Type: QD 000 P51 CA; Serial: 1130
- Measurement SW: DASY52, Version 52.8 (8);

Area Scan (121x71x1): Interpolated grid: dx=1.500 mm, dy=1.500 mm
Maximum value of SAR (interpolated) = 0.226 W/kg

Zoom Scan (5x5x7)/Cube 0: Measurement grid: dx=8mm, dy=8mm, dz=5mm
Reference Value = 6.596 V/m; Power Drift = 0.04 dB
Peak SAR (extrapolated) = 0.350 W/kg
SAR(1 g) = 0.187 W/kg; SAR(10 g) = 0.100 W/kg
Maximum value of SAR (measured) = 0.194 W/kg

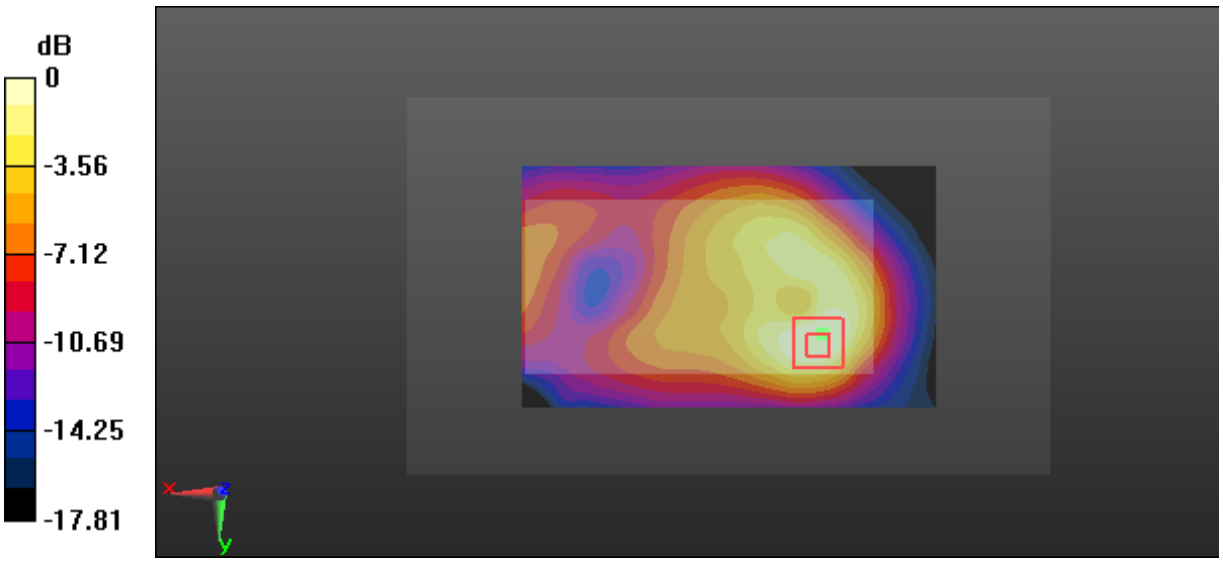

0 dB = 0.194 W/kg = -7.12 dBW/kg

Test Plot 15#: GSM 1900_Body Back_Middle Channel

DUT: Mobile Phone; Type: HY3-3991; Serial: 17012200721

Communication System: Generic GPRS-4 slot; Frequency: 1880 MHz;Duty Cycle: 1:2
Medium parameters used: 1880 MHz; σ = 1.512 S/m; ε_r = 52.658; ρ = 1000 kg/m^3 ;
Phantom section: Left Section

DASY5 Configuration:

- Probe: EX3DV4 - SN7431; ConvF(7.98, 7.98, 7.98); Calibrated: 2016/10/4;
- Sensor-Surface: 1.4mm (Mechanical Surface Detection)
- Electronics: DAE3 Sn379; Calibrated: 2016/10/4
- Phantom: Triple Flat Phantom 5.1C; Type: QD 000 P51 CA; Serial: 1130
- Measurement SW: DASY52, Version 52.8 (8);

Area Scan (121x71x1): Interpolated grid: dx=1.500 mm, dy=1.500 mm
Maximum value of SAR (interpolated) = 0.258 W/kg

Zoom Scan (5x5x7)/Cube 0: Measurement grid: dx=8mm, dy=8mm, dz=5mm
Reference Value = 7.529 V/m; Power Drift = 0.03 dB
Peak SAR (extrapolated) = 0.438 W/kg
SAR(1 g) = 0.232 W/kg; SAR(10 g) = 0.124 W/kg
Maximum value of SAR (measured) = 0.252 W/kg



0 dB = 0.252 W/kg = -5.99 dBW/kg

Test Plot 16#: GSM 1900_Body Left_Middle Channel

DUT: Mobile Phone; Type: HY3-3991; Serial: 17012200721

Communication System: Generic GPRS-4 slot; Frequency: 1880 MHz;Duty Cycle: 1:2
Medium parameters used: 1880 MHz; σ = 1.512 S/m; ε_r = 52.658; ρ = 1000 kg/m^3 ;
Phantom section: Left Section

DASY5 Configuration:

- Probe: EX3DV4 - SN7431; ConvF(7.98, 7.98, 7.98); Calibrated: 2016/10/4;
- Sensor-Surface: 1.4mm (Mechanical Surface Detection)
- Electronics: DAE3 Sn379; Calibrated: 2016/10/4
- Phantom: Triple Flat Phantom 5.1C; Type: QD 000 P51 CA; Serial: 1130
- Measurement SW: DASY52, Version 52.8 (8);

Area Scan (121x51x1): Interpolated grid: dx=1.500 mm, dy=1.500 mm
Maximum value of SAR (interpolated) = 0.0873 W/kg

Zoom Scan (5x5x7)/Cube 0: Measurement grid: dx=8mm, dy=8mm, dz=5mm
Reference Value = 6.786 V/m; Power Drift = 0.09 dB
Peak SAR (extrapolated) = 0.132 W/kg
SAR(1 g) = 0.079 W/kg; SAR(10 g) = 0.047 W/kg
Maximum value of SAR (measured) = 0.0864 W/kg

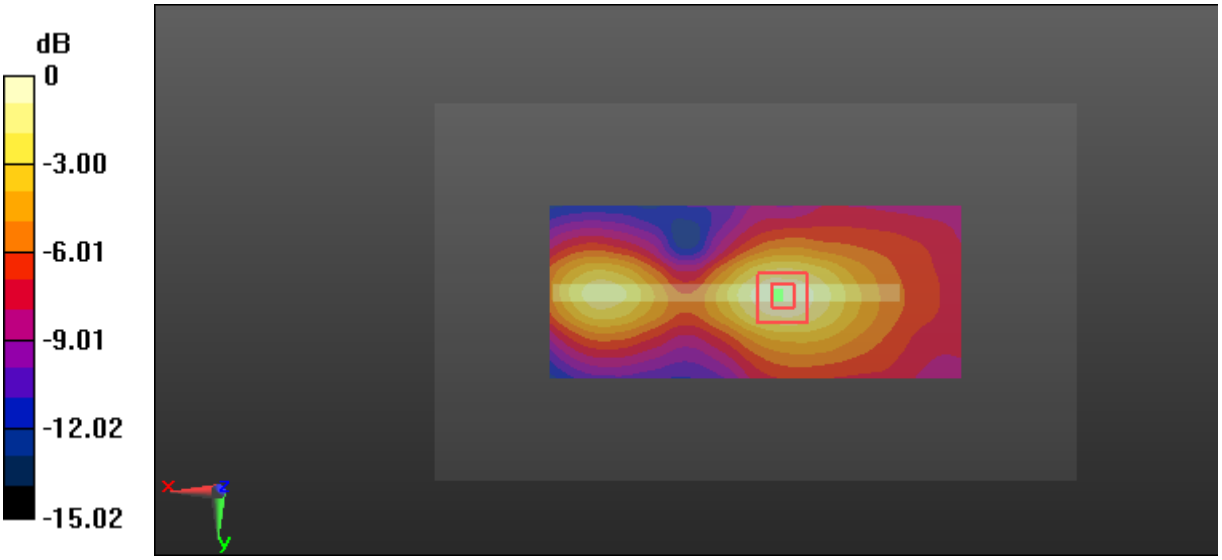

0 dB = 0.0864 W/kg = -10.63 dBW/kg

Test Plot 17#: GSM 1900_Body Right_Middle Channel

DUT: Mobile Phone; Type: HY3-3991; Serial: 17012200721

Communication System: Generic GPRS-4 slot; Frequency: 1880 MHz;Duty Cycle: 1:2
Medium parameters used: 1880 MHz; σ = 1.512 S/m; ε_r = 52.658; ρ = 1000 kg/m^3 ;
Phantom section: Left Section

DASY5 Configuration:

- Probe: EX3DV4 - SN7431; ConvF(7.98, 7.98, 7.98); Calibrated: 2016/10/4;
- Sensor-Surface: 1.4mm (Mechanical Surface Detection)
- Electronics: DAE3 Sn379; Calibrated: 2016/10/4
- Phantom: Triple Flat Phantom 5.1C; Type: QD 000 P51 CA; Serial: 1130
- Measurement SW: DASY52, Version 52.8 (8);

Area Scan (121x51x1): Interpolated grid: dx=1.500 mm, dy=1.500 mm
Maximum value of SAR (interpolated) = 0.186 W/kg

Zoom Scan (5x5x7)/Cube 0: Measurement grid: dx=8mm, dy=8mm, dz=5mm
Reference Value = 10.09 V/m; Power Drift = 0.02 dB
Peak SAR (extrapolated) = 0.270 W/kg
SAR(1 g) = 0.162 W/kg; SAR(10 g) = 0.093 W/kg
Maximum value of SAR (measured) = 0.177 W/kg

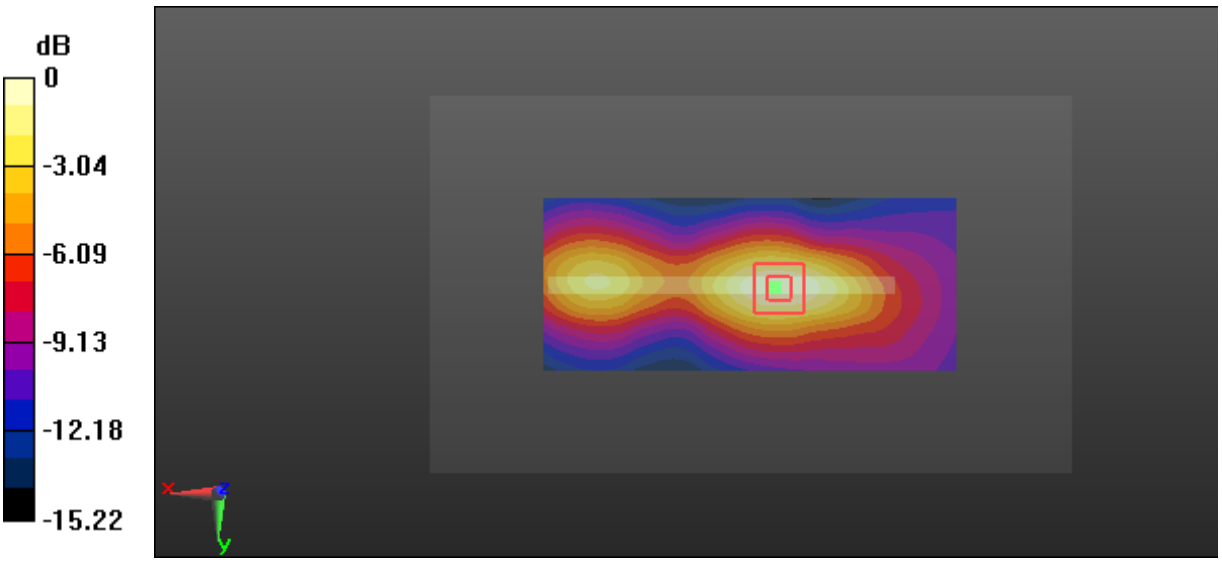

0 dB = 0.177 W/kg = -7.52 dBW/kg

Test Plot 18#: GSM 1900_Body Bottom_Middle Channel

DUT: Mobile Phone; Type: HY3-3991; Serial: 17012200721

Communication System: Generic GPRS-4 slot; Frequency: 1880 MHz;Duty Cycle: 1:2
Medium parameters used: 1880 MHz; σ = 1.512 S/m; ε_r = 52.658; ρ = 1000 kg/m^3 ;
Phantom section: Left Section

DASY5 Configuration:

- Probe: EX3DV4 - SN7431; ConvF(7.98, 7.98, 7.98); Calibrated: 2016/10/4;
- Sensor-Surface: 1.4mm (Mechanical Surface Detection)
- Electronics: DAE3 Sn379; Calibrated: 2016/10/4
- Phantom: Triple Flat Phantom 5.1C; Type: QD 000 P51 CA; Serial: 1130
- Measurement SW: DASY52, Version 52.8 (8);

Area Scan (51x71x1): Interpolated grid: dx=1.500 mm, dy=1.500 mm
Maximum value of SAR (interpolated) = 0.493 W/kg

Zoom Scan (5x5x7)/Cube 0: Measurement grid: dx=8mm, dy=8mm, dz=5mm
Reference Value = 17.58 V/m; Power Drift = 0.05 dB
Peak SAR (extrapolated) = 0.807 W/kg
SAR(1 g) = 0.452 W/kg; SAR(10 g) = 0.233 W/kg
Maximum value of SAR (measured) = 0.517 W/kg

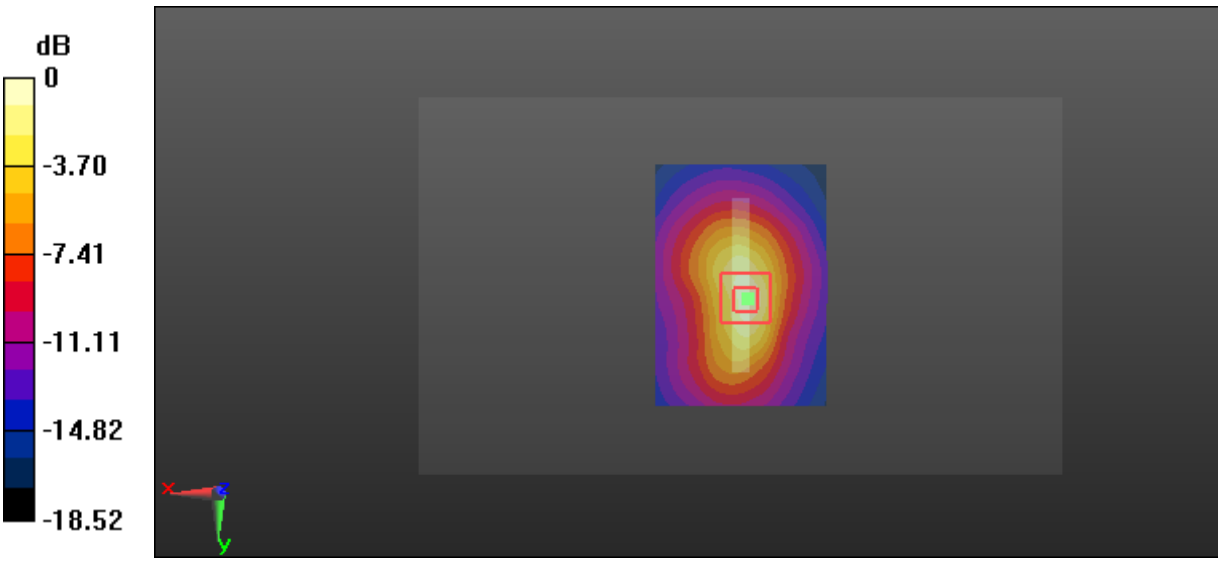

0 dB = 0.517 W/kg = -2.87 dBW/kg

Test Plot 19#: WCDMA Band 2_Head Left Cheek_Middle Channel

DUT: Mobile Phone; Type: HY3-3991; Serial: 17012200721

Communication System: WCDMA; Frequency: 1880 MHz;Duty Cycle: 1:1
Medium parameters used: 1880 MHz; σ = 1.395 S/m; ε_r = 38.99; ρ = 1000 kg/m^3 ;
Phantom section: Left Section

DASY5 Configuration:

- Probe: EX3DV4 - SN7431; ConvF(8.18, 8.18, 8.18); Calibrated: 2016/10/4;
- Sensor-Surface: 1.4mm (Mechanical Surface Detection)
- Electronics: DAE3 Sn379; Calibrated: 2016/10/4
- Phantom: SAM1; Type: QD000P40CC; Serial: TP:1412
- Measurement SW: DASY52, Version 52.8 (8);

Area Scan (71x121x1): Interpolated grid: dx=1.500 mm, dy=1.500 mm
Maximum value of SAR (interpolated) = 0.191 W/kg

Zoom Scan (6x6x5)/Cube 0: Measurement grid: dx=5mm, dy=5mm, dz=5mm
Reference Value = 7.081 V/m; Power Drift = -0.02 dB
Peak SAR (extrapolated) = 0.257 W/kg
SAR(1 g) = 0.176 W/kg; SAR(10 g) = 0.125 W/kg
Maximum value of SAR (measured) = 0.226 W/kg

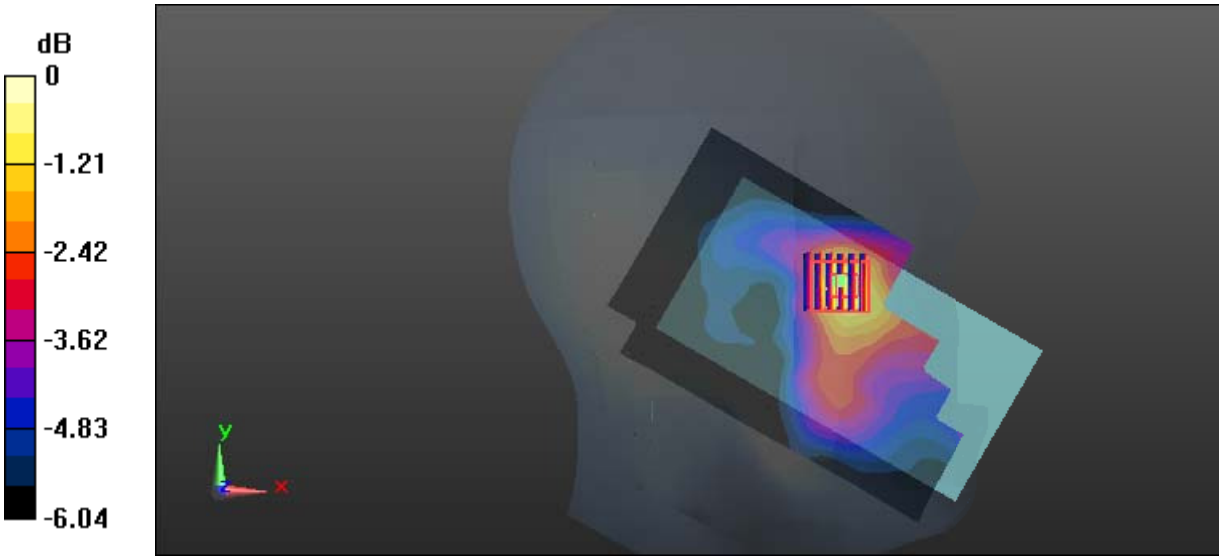

0 dB = 0.226 W/kg = -6.46 dBW/kg

Test Plot 20#: WCDMA Band 2_Head Left Tilt_Middle Channel

DUT: Mobile Phone; Type: HY3-3991; Serial: 17012200721

Communication System: WCDMA; Frequency: 1880 MHz;Duty Cycle: 1:1
Medium parameters used: 1880 MHz; σ = 1.395 S/m; ε_r = 38.99; ρ = 1000 kg/m^3 ;
Phantom section: Left Section

DASY5 Configuration:

- Probe: EX3DV4 - SN7431; ConvF(8.18, 8.18, 8.18); Calibrated: 2016/10/4;
- Sensor-Surface: 1.4mm (Mechanical Surface Detection)
- Electronics: DAE3 Sn379; Calibrated: 2016/10/4
- Phantom: SAM1; Type: QD000P40CC; Serial: TP:1412
- Measurement SW: DASY52, Version 52.8 (8);

Area Scan (71x121x1): Interpolated grid: dx=1.500 mm, dy=1.500 mm
Maximum value of SAR (interpolated) = 0.107 W/kg

Zoom Scan (6x6x5)/Cube 0: Measurement grid: dx=5mm, dy=5mm, dz=5mm
Reference Value = 8.270 V/m; Power Drift = 0.05 dB
Peak SAR (extrapolated) = 0.144 W/kg
SAR(1 g) = 0.098 W/kg; SAR(10 g) = 0.070 W/kg
Maximum value of SAR (measured) = 0.127 W/kg



0 dB = 0.127 W/kg = -8.96 dBW/kg

Test Plot 21#: WCDMA Band 2_Head Right Cheek_Middle Channel

DUT: Mobile Phone; Type: HY3-3991; Serial: 17012200721

Communication System: WCDMA; Frequency: 1880 MHz;Duty Cycle: 1:1
Medium parameters used: 1880 MHz; σ = 1.395 S/m; ε_r = 38.99; ρ = 1000 kg/m^3 ;
Phantom section: Right Section

DASY5 Configuration:

- Probe: EX3DV4 - SN7431; ConvF(8.18, 8.18, 8.18); Calibrated: 2016/10/4;
- Sensor-Surface: 1.4mm (Mechanical Surface Detection)
- Electronics: DAE3 Sn379; Calibrated: 2016/10/4
- Phantom: SAM1; Type: QD000P40CC; Serial: TP:1412
- Measurement SW: DASY52, Version 52.8 (8);

Area Scan (71x121x1): Interpolated grid: dx=1.500 mm, dy=1.500 mm
Maximum value of SAR (interpolated) = 0.353 W/kg

Zoom Scan (6x6x5)/Cube 0: Measurement grid: dx=5mm, dy=5mm, dz=5mm
Reference Value = 6.633 V/m; Power Drift = -0.17 dB
Peak SAR (extrapolated) = 0.486 W/kg
SAR(1 g) = 0.303 W/kg; SAR(10 g) = 0.193 W/kg
Maximum value of SAR (measured) = 0.416 W/kg



0 dB = 0.416 W/kg = -3.81 dBW/kg

Test Plot 22#: WCDMA Band 2_Head Right Tilt_Middle Channel

DUT: Mobile Phone; Type: HY3-3991; Serial: 17012200721

Communication System: WCDMA; Frequency: 1880 MHz;Duty Cycle: 1:1
Medium parameters used: 1880 MHz; σ = 1.395 S/m; ε_r = 38.99; ρ = 1000 kg/m^3 ;
Phantom section: Right Section

DASY5 Configuration:

- Probe: EX3DV4 - SN7431; ConvF(8.18, 8.18, 8.18); Calibrated: 2016/10/4;
- Sensor-Surface: 1.4mm (Mechanical Surface Detection)
- Electronics: DAE3 Sn379; Calibrated: 2016/10/4
- Phantom: SAM1; Type: QD000P40CC; Serial: TP:1412
- Measurement SW: DASY52, Version 52.8 (8);

Area Scan (71x121x1): Interpolated grid: dx=1.500 mm, dy=1.500 mm
Maximum value of SAR (interpolated) = 0.0944 W/kg

Zoom Scan (7x7x7)/Cube 0: Measurement grid: dx=5mm, dy=5mm, dz=5mm
Reference Value = 7.805 V/m; Power Drift = -0.06 dB
Peak SAR (extrapolated) = 0.119 W/kg
SAR(1 g) = 0.086 W/kg; SAR(10 g) = 0.065 W/kg
Maximum value of SAR (measured) = 0.0902 W/kg

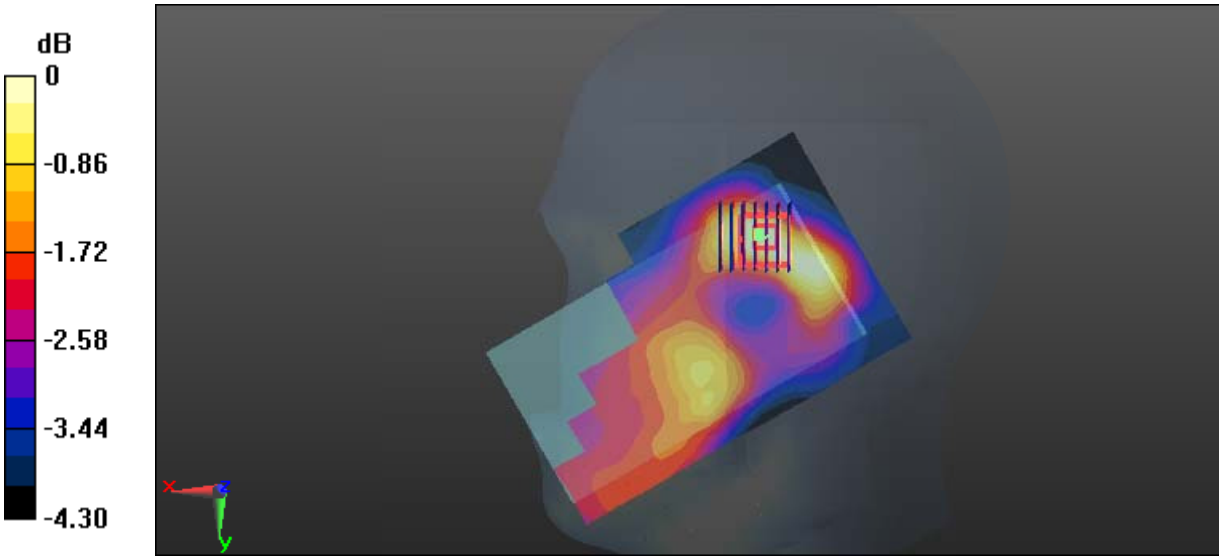

0 dB = 0.0902 W/kg = -10.45 dBW/kg

Test Plot 23#: WCDMA Band 2_Body Back_Middle Channel

DUT: Mobile Phone; Type: HY3-3991; Serial: 17012200721

Communication System: Generic WCDMA; Frequency: 1880 MHz;Duty Cycle: 1:1
Medium parameters used: 1880 MHz; σ = 1.512 S/m; ε_r = 52.658; ρ = 1000 kg/m^3 ;
Phantom section: Left Section

DASY5 Configuration:

- Probe: EX3DV4 - SN7431; ConvF(7.98, 7.98, 7.98); Calibrated: 2016/10/4;
- Sensor-Surface: 1.4mm (Mechanical Surface Detection)
- Electronics: DAE3 Sn379; Calibrated: 2016/10/4
- Phantom: Triple Flat Phantom 5.1C; Type: QD 000 P51 CA; Serial: 1130
- Measurement SW: DASY52, Version 52.8 (8);

Area Scan (121x71x1): Interpolated grid: dx=1.500 mm, dy=1.500 mm
Maximum value of SAR (interpolated) = 0.309 W/kg

Zoom Scan (5x5x7)/Cube 0: Measurement grid: dx=8mm, dy=8mm, dz=5mm
Reference Value = 8.270 V/m; Power Drift = -0.03 dB
Peak SAR (extrapolated) = 0.512 W/kg
SAR(1 g) = 0.273 W/kg; SAR(10 g) = 0.146 W/kg
Maximum value of SAR (measured) = 0.294 W/kg

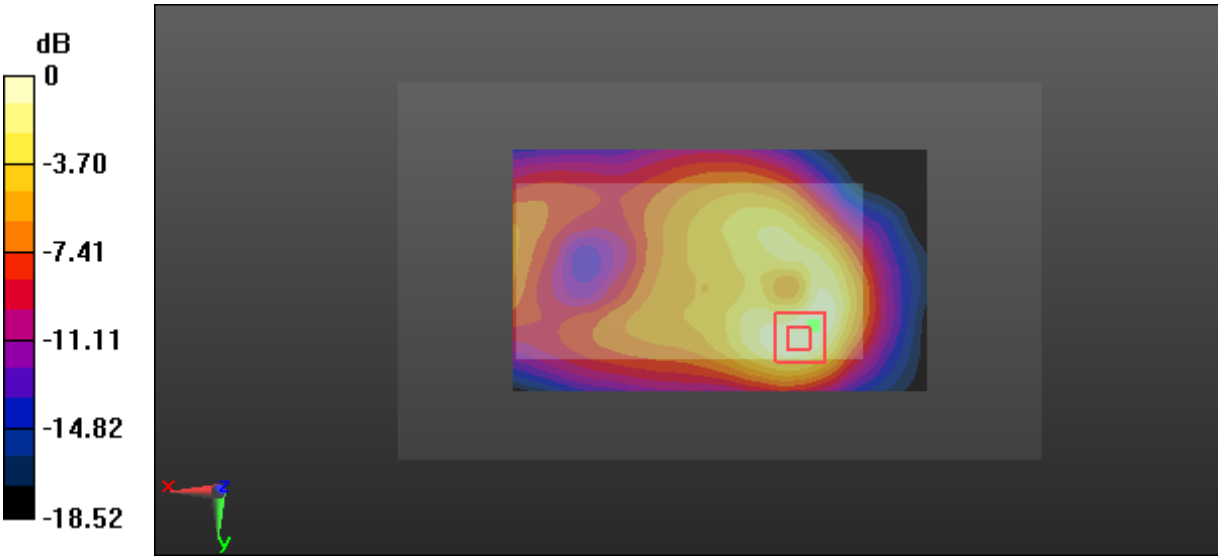

0 dB = 0.294 W/kg = -5.32 dBW/kg

Test Plot 24#: WCDMA Band 2_Body Left_Middle Channel

DUT: Mobile Phone; Type: HY3-3991; Serial: 17012200721

Communication System: Generic WCDMA; Frequency: 1880 MHz;Duty Cycle: 1:1
Medium parameters used: 1880 MHz; σ = 1.512 S/m; ε_r = 52.658; ρ = 1000 kg/m^3 ;
Phantom section: Left Section

DASY5 Configuration:

- Probe: EX3DV4 - SN7431; ConvF(7.98, 7.98, 7.98); Calibrated: 2016/10/4;
- Sensor-Surface: 1.4mm (Mechanical Surface Detection)
- Electronics: DAE3 Sn379; Calibrated: 2016/10/4
- Phantom: Triple Flat Phantom 5.1C; Type: QD 000 P51 CA; Serial: 1130
- Measurement SW: DASY52, Version 52.8 (8);

Area Scan (121x51x1): Interpolated grid: dx=1.500 mm, dy=1.500 mm
Maximum value of SAR (interpolated) = 0.132 W/kg

Zoom Scan (5x5x7)/Cube 0: Measurement grid: dx=8mm, dy=8mm, dz=5mm
Reference Value = 7.175 V/m; Power Drift = 0.05 dB
Peak SAR (extrapolated) = 0.193 W/kg
SAR(1 g) = 0.117 W/kg; SAR(10 g) = 0.068 W/kg
Maximum value of SAR (measured) = 0.128 W/kg



0 dB = 0.128 W/kg = -8.93 dBW/kg

Test Plot 25#: WCDMA Band 2_Body Right_Middle Channel

DUT: Mobile Phone; Type: HY3-3991; Serial: 17012200721

Communication System: Generic WCDMA; Frequency: 1880 MHz;Duty Cycle: 1:1
Medium parameters used: 1880 MHz; σ = 1.512 S/m; ε_r = 52.658; ρ = 1000 kg/m^3 ;
Phantom section: Left Section

DASY5 Configuration:

- Probe: EX3DV4 - SN7431; ConvF(7.98, 7.98, 7.98); Calibrated: 2016/10/4;
- Sensor-Surface: 1.4mm (Mechanical Surface Detection)
- Electronics: DAE3 Sn379; Calibrated: 2016/10/4
- Phantom: Triple Flat Phantom 5.1C; Type: QD 000 P51 CA; Serial: 1130
- Measurement SW: DASY52, Version 52.8 (8);

Area Scan (121x51x1): Interpolated grid: dx=1.500 mm, dy=1.500 mm
Maximum value of SAR (interpolated) = 0.226 W/kg

Zoom Scan (5x5x7)/Cube 0: Measurement grid: dx=8mm, dy=8mm, dz=5mm
Reference Value = 11.20 V/m; Power Drift = 0.17 dB
Peak SAR (extrapolated) = 0.336 W/kg
SAR(1 g) = 0.201 W/kg; SAR(10 g) = 0.115 W/kg
Maximum value of SAR (measured) = 0.219 W/kg



0 dB = 0.219 W/kg = -6.60 dBW/kg

Test Plot 26#: WCDMA Band 2_Body Bottom_Middle Channel

DUT: Mobile Phone; Type: HY3-3991; Serial: 17012200721

Communication System: Generic WCDMA; Frequency: 1880 MHz;Duty Cycle: 1:1
Medium parameters used: 1880 MHz; σ = 1.512 S/m; ε_r = 52.658; ρ = 1000 kg/m^3 ;
Phantom section: Left Section

DASY5 Configuration:

- Probe: EX3DV4 - SN7431; ConvF(7.98, 7.98, 7.98); Calibrated: 2016/10/4;
- Sensor-Surface: 1.4mm (Mechanical Surface Detection)
- Electronics: DAE3 Sn379; Calibrated: 2016/10/4
- Phantom: Triple Flat Phantom 5.1C; Type: QD 000 P51 CA; Serial: 1130
- Measurement SW: DASY52, Version 52.8 (8);

Area Scan (51x71x1): Interpolated grid: dx=1.500 mm, dy=1.500 mm
Maximum value of SAR (interpolated) = 0.0992 W/kg

Zoom Scan (5x5x7)/Cube 0: Measurement grid: dx=8mm, dy=8mm, dz=5mm
Reference Value = 7.812 V/m; Power Drift = 0.04 dB
Peak SAR (extrapolated) = 0.163 W/kg
SAR(1 g) = 0.091 W/kg; SAR(10 g) = 0.046 W/kg
Maximum value of SAR (measured) = 0.105 W/kg



0 dB = 0.105 W/kg = -9.79 dBW/kg

Test Plot 27#: WCDMA Band 5_Head Left Cheek_Middle Channel

DUT: Mobile Phone; Type: HY3-3991; Serial: 17012200721

Communication System: WCDMA; Frequency: 836.6 MHz;Duty Cycle: 1:1
Medium parameters used: 836.6 MHz; σ = 0.897 S/m; ε_r = 40.859; ρ = 1000 kg/m^3 ;
Phantom section: Left Section

DASY5 Configuration:

- Probe: EX3DV4 - SN7431; ConvF(9.84, 9.84, 9.84); Calibrated: 2016/10/4;
- Sensor-Surface: 1.4mm (Mechanical Surface Detection)
- Electronics: DAE3 Sn379; Calibrated: 2016/10/4
- Phantom: SAM1; Type: QD000P40CC; Serial: TP:1412
- Measurement SW: DASY52, Version 52.8 (8);

Area Scan (71x121x1): Interpolated grid: dx=1.500 mm, dy=1.500 mm
Maximum value of SAR (interpolated) = 0.183 W/kg

Zoom Scan (6x6x5)/Cube 0: Measurement grid: dx=5mm, dy=5mm, dz=5mm
Reference Value = 6.865 V/m; Power Drift = -0.12 dB
Peak SAR (extrapolated) = 0.213 W/kg
SAR(1 g) = 0.172 W/kg; SAR(10 g) = 0.139 W/kg
Maximum value of SAR (measured) = 0.200 W/kg



0 dB = 0.200 W/kg = -6.99 dBW/kg

Test Plot 28#: WCDMA Band 5_Head Left Tilt_Middle Channel

DUT: Mobile Phone; Type: HY3-3991; Serial: 17012200721

Communication System: WCDMA; Frequency: 836.6 MHz;Duty Cycle: 1:1
Medium parameters used: 836.6 MHz; σ = 0.897 S/m; ε_r = 40.859; ρ = 1000 kg/m^3 ;
Phantom section: Left Section

DASY5 Configuration:

- Probe: EX3DV4 - SN7431; ConvF(9.84, 9.84, 9.84); Calibrated: 2016/10/4;
- Sensor-Surface: 1.4mm (Mechanical Surface Detection)
- Electronics: DAE3 Sn379; Calibrated: 2016/10/4
- Phantom: SAM1; Type: QD000P40CC; Serial: TP:1412
- Measurement SW: DASY52, Version 52.8 (8);

Area Scan (71x121x1): Interpolated grid: dx=1.500 mm, dy=1.500 mm
Maximum value of SAR (interpolated) = 0.121 W/kg

Zoom Scan (6x6x5)/Cube 0: Measurement grid: dx=5mm, dy=5mm, dz=5mm
Reference Value = 9.003 V/m; Power Drift = 0.08 dB
Peak SAR (extrapolated) = 0.149 W/kg
SAR(1 g) = 0.117 W/kg; SAR(10 g) = 0.093 W/kg
Maximum value of SAR (measured) = 0.140 W/kg



0 dB = 0.140 W/kg = -8.54 dBW/kg

Test Plot 29#: WCDMA Band 5_Head Right Cheek_Middle Channel

DUT: Mobile Phone; Type: HY3-3991; Serial: 17012200721

Communication System: WCDMA; Frequency: 836.6 MHz;Duty Cycle: 1:1
Medium parameters used: 836.6 MHz; σ = 0.897 S/m; ε_r = 40.859; ρ = 1000 kg/m^3 ;
Phantom section: Right Section

DASY5 Configuration:

- Probe: EX3DV4 - SN7431; ConvF(9.84, 9.84, 9.84); Calibrated: 2016/10/4;
- Sensor-Surface: 1.4mm (Mechanical Surface Detection)
- Electronics: DAE3 Sn379; Calibrated: 2016/10/4
- Phantom: SAM1; Type: QD000P40CC; Serial: TP:1412
- Measurement SW: DASY52, Version 52.8 (8);

Area Scan (71x121x1): Interpolated grid: dx=1.500 mm, dy=1.500 mm
Maximum value of SAR (interpolated) = 0.201 W/kg

Zoom Scan (6x6x5)/Cube 0: Measurement grid: dx=5mm, dy=5mm, dz=5mm
Reference Value = 6.083 V/m; Power Drift = 0.07 dB
Peak SAR (extrapolated) = 0.243 W/kg
SAR(1 g) = 0.187 W/kg; SAR(10 g) = 0.140 W/kg
Maximum value of SAR (measured) = 0.225 W/kg



0 dB = 0.225 W/kg = -6.48 dBW/kg

Test Plot 30#: WCDMA Band 5_Head Right Tilt_Middle Channel

DUT: Mobile Phone; Type: HY3-3991; Serial: 17012200721

Communication System: WCDMA; Frequency: 836.6 MHz;Duty Cycle: 1:1
Medium parameters used: 836.6 MHz; σ = 0.897 S/m; ε_r = 40.859; ρ = 1000 kg/m^3 ;
Phantom section: Right Section

DASY5 Configuration:

- Probe: EX3DV4 - SN7431; ConvF(9.84, 9.84, 9.84); Calibrated: 2016/10/4;
- Sensor-Surface: 1.4mm (Mechanical Surface Detection)
- Electronics: DAE3 Sn379; Calibrated: 2016/10/4
- Phantom: SAM1; Type: QD000P40CC; Serial: TP:1412
- Measurement SW: DASY52, Version 52.8 (8);

Area Scan (71x121x1): Interpolated grid: dx=1.500 mm, dy=1.500 mm
Maximum value of SAR (interpolated) = 0.148 W/kg

Zoom Scan (7x7x7)/Cube 0: Measurement grid: dx=5mm, dy=5mm, dz=5mm
Reference Value = 9.380 V/m; Power Drift = -0.10 dB
Peak SAR (extrapolated) = 0.176 W/kg
SAR(1 g) = 0.145 W/kg; SAR(10 g) = 0.114 W/kg
Maximum value of SAR (measured) = 0.152 W/kg



0 dB = 0.152 W/kg = -8.18 dBW/kg

Test Plot 31#: WCDMA Band 5_Body Back_Middle Channel

DUT: Mobile Phone; Type: HY3-3991; Serial: 17012200721

Communication System: Generic WCDMA; Frequency: 836.6 MHz;Duty Cycle: 1:1
Medium parameters used: 836.6 MHz; σ = 0.98 S/m; ε_r = 55.237; ρ = 1000 kg/m^3 ;
Phantom section: Right Section

DASY5 Configuration:

- Probe: EX3DV4 - SN7431; ConvF(9.89, 9.89, 9.89); Calibrated: 2016/10/4;
- Sensor-Surface: 1.4mm (Mechanical Surface Detection)
- Electronics: DAE3 Sn379; Calibrated: 2016/10/4
- Phantom: Triple Flat Phantom 5.1C; Type: QD 000 P51 CA; Serial: 1130
- Measurement SW: DASY52, Version 52.8 (8);

Area Scan (121x71x1): Interpolated grid: dx=1.500 mm, dy=1.500 mm
Maximum value of SAR (interpolated) = 0.312 W/kg

Zoom Scan (5x5x7)/Cube 0: Measurement grid: dx=8mm, dy=8mm, dz=5mm
Reference Value = 16.97 V/m; Power Drift = -0.02 dB
Peak SAR (extrapolated) = 0.418 W/kg
SAR(1 g) = 0.295 W/kg; SAR(10 g) = 0.212 W/kg
Maximum value of SAR (measured) = 0.312 W/kg

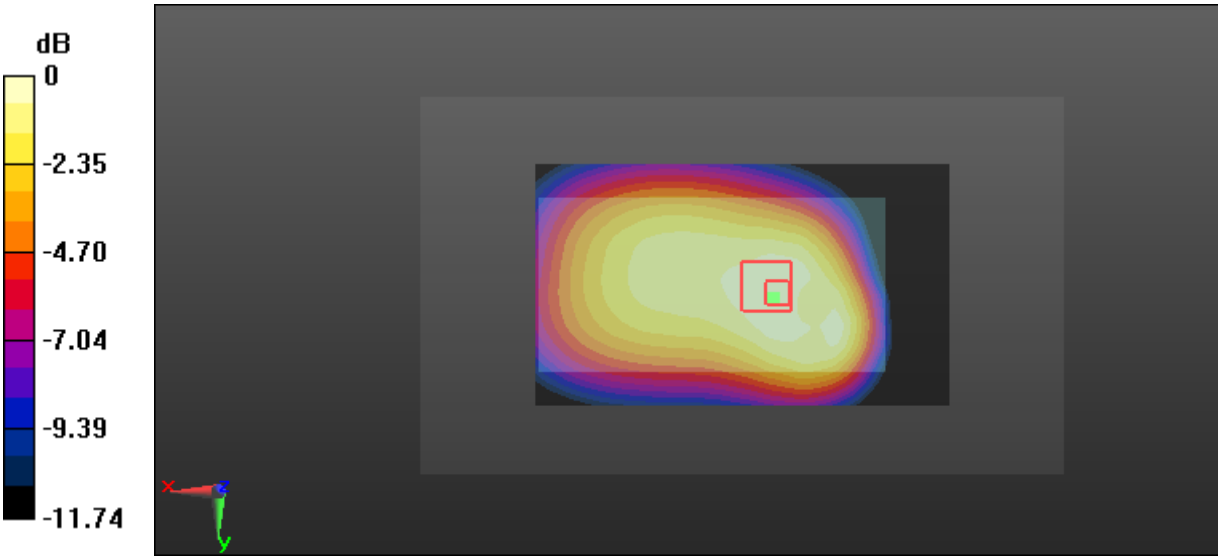

0 dB = 0.312 W/kg = -5.06 dBW/kg

Test Plot 32#: WCDMA Band 5_Body Left_Middle Channel

DUT: Mobile Phone; Type: HY3-3991; Serial: 17012200721

Communication System: Generic WCDMA; Frequency: 836.6 MHz;Duty Cycle: 1:1
Medium parameters used: 836.6 MHz; σ = 0.98 S/m; ε_r = 55.237; ρ = 1000 kg/m^3 ;
Phantom section: Right Section

DASY5 Configuration:

- Probe: EX3DV4 - SN7431; ConvF(9.89, 9.89, 9.89); Calibrated: 2016/10/4;
- Sensor-Surface: 1.4mm (Mechanical Surface Detection)
- Electronics: DAE3 Sn379; Calibrated: 2016/10/4
- Phantom: Triple Flat Phantom 5.1C; Type: QD 000 P51 CA; Serial: 1130
- Measurement SW: DASY52, Version 52.8 (8);

Area Scan (121x51x1): Interpolated grid: dx=1.500 mm, dy=1.500 mm
Maximum value of SAR (interpolated) = 0.0727 W/kg

Zoom Scan (5x5x7)/Cube 0: Measurement grid: dx=8mm, dy=8mm, dz=5mm
Reference Value = 6.508 V/m; Power Drift = -0.03 dB
Peak SAR (extrapolated) = 0.0770 W/kg
SAR(1 g) = 0.055 W/kg; SAR(10 g) = 0.038 W/kg
Maximum value of SAR (measured) = 0.0582 W/kg



0 dB = 0.0582 W/kg = -12.35 dBW/kg

Test Plot 33#: WCDMA Band 5_Body Right_Middle Channel

DUT: Mobile Phone; Type: HY3-3991; Serial: 17012200721

Communication System: Generic WCDMA; Frequency: 836.6 MHz;Duty Cycle: 1:1
Medium parameters used: 836.6 MHz; σ = 0.98 S/m; ε_r = 55.237; ρ = 1000 kg/m^3 ;
Phantom section: Right Section

DASY5 Configuration:

- Probe: EX3DV4 - SN7431; ConvF(9.89, 9.89, 9.89); Calibrated: 2016/10/4;
- Sensor-Surface: 1.4mm (Mechanical Surface Detection)
- Electronics: DAE3 Sn379; Calibrated: 2016/10/4
- Phantom: Triple Flat Phantom 5.1C; Type: QD 000 P51 CA; Serial: 1130
- Measurement SW: DASY52, Version 52.8 (8);

Area Scan (121x51x1): Interpolated grid: dx=1.500 mm, dy=1.500 mm
Maximum value of SAR (interpolated) = 0.0460 W/kg

Zoom Scan (5x5x7)/Cube 0: Measurement grid: dx=8mm, dy=8mm, dz=5mm
Reference Value = 4.769 V/m; Power Drift = -0.01 dB
Peak SAR (extrapolated) = 0.0620 W/kg
SAR(1 g) = 0.043 W/kg; SAR(10 g) = 0.030 W/kg
Maximum value of SAR (measured) = 0.0463 W/kg



0 dB = 0.0463 W/kg = -13.34 dBW/kg

Test Plot 34#: WCDMA Band 5_Body Bottom_Middle Channel

DUT: Mobile Phone; Type: HY3-3991; Serial: 17012200721

Communication System: Generic WCDMA; Frequency: 836.6 MHz;Duty Cycle: 1:1
Medium parameters used: 836.6 MHz; σ = 0.98 S/m; ε_r = 55.237; ρ = 1000 kg/m^3 ;
Phantom section: Right Section

DASY5 Configuration:

- Probe: EX3DV4 - SN7431; ConvF(9.89, 9.89, 9.89); Calibrated: 2016/10/4;
- Sensor-Surface: 1.4mm (Mechanical Surface Detection)
- Electronics: DAE3 Sn379; Calibrated: 2016/10/4
- Phantom: Triple Flat Phantom 5.1C; Type: QD 000 P51 CA; Serial: 1130
- Measurement SW: DASY52, Version 52.8 (8);

Area Scan (51x71x1): Interpolated grid: dx=1.500 mm, dy=1.500 mm
Maximum value of SAR (interpolated) = 0.0251 W/kg

Zoom Scan (5x5x7)/Cube 0: Measurement grid: dx=8mm, dy=8mm, dz=5mm
Reference Value = 4.914 V/m; Power Drift = 0.01 dB
Peak SAR (extrapolated) = 0.0360 W/kg
SAR(1 g) = 0.023 W/kg; SAR(10 g) = 0.015 W/kg
Maximum value of SAR (measured) = 0.0247 W/kg



0 dB = 0.0247 W/kg = -16.07 dBW/kg

Test Plot 35#: LTE Band 2_Head Left Cheek_Middle Channel_1RB

DUT: Mobile Phone; Type: HY3-3991; Serial: 17012200721

Communication System: Generic LTE; Frequency: 1880 MHz;Duty Cycle: 1:1
Medium parameters used: 1880 MHz; σ = 1.395 S/m; ε_r = 38.99; ρ = 1000 kg/m^3 ;
Phantom section: Left Section

DASY5 Configuration:

- Probe: EX3DV4 - SN7431; ConvF(8.18, 8.18, 8.18); Calibrated: 2016/10/4;
- Sensor-Surface: 1.4mm (Mechanical Surface Detection)
- Electronics: DAE3 Sn379; Calibrated: 2016/10/4
- Phantom: SAM1; Type: QD000P40CC; Serial: TP:1412
- Measurement SW: DASY52, Version 52.8 (8);

Area Scan (71x121x1): Interpolated grid: dx=1.500 mm, dy=1.500 mm
Maximum value of SAR (interpolated) = 0.174 W/kg

Zoom Scan (6x6x5)/Cube 0: Measurement grid: dx=5mm, dy=5mm, dz=5mm
Reference Value = 7.312 V/m; Power Drift = 0.02 dB
Peak SAR (extrapolated) = 0.223 W/kg
SAR(1 g) = 0.159 W/kg; SAR(10 g) = 0.117 W/kg
Maximum value of SAR (measured) = 0.200 W/kg



0 dB = 0.200 W/kg = -6.99 dBW/kg

Test Plot 36#: LTE Band 2_Head Left Cheek_Middle Channel_50%RB

DUT: Mobile Phone; Type: HY3-3991; Serial: 17012200721

Communication System: Generic LTE; Frequency: 1880 MHz;Duty Cycle: 1:1
Medium parameters used: 1880 MHz; σ = 1.395 S/m; ε_r = 38.99; ρ = 1000 kg/m^3 ;
Phantom section: Left Section

DASY5 Configuration:

- Probe: EX3DV4 - SN7431; ConvF(8.18, 8.18, 8.18); Calibrated: 2016/10/4;
- Sensor-Surface: 1.4mm (Mechanical Surface Detection)
- Electronics: DAE3 Sn379; Calibrated: 2016/10/4
- Phantom: SAM1; Type: QD000P40CC; Serial: TP:1412
- Measurement SW: DASY52, Version 52.8 (8);

Area Scan (71x121x1): Interpolated grid: dx=1.500 mm, dy=1.500 mm
Maximum value of SAR (interpolated) = 0.154 W/kg

Zoom Scan (6x6x5)/Cube 0: Measurement grid: dx=5mm, dy=5mm, dz=5mm
Reference Value = 7.069 V/m; Power Drift = 0.14 dB
Peak SAR (extrapolated) = 0.192 W/kg
SAR(1 g) = 0.140 W/kg; SAR(10 g) = 0.105 W/kg
Maximum value of SAR (measured) = 0.173 W/kg



0 dB = 0.173 W/kg = -7.62 dBW/kg

Test Plot 37#: LTE Band 2_Head Left Tilt_Middle Channel_1RB

DUT: Mobile Phone; Type: HY3-3991; Serial: 17012200721

Communication System: Generic LTE; Frequency: 1880 MHz;Duty Cycle: 1:1
Medium parameters used: 1880 MHz; σ = 1.395 S/m; ε_r = 38.99; ρ = 1000 kg/m^3 ;
Phantom section: Left Section

DASY5 Configuration:

- Probe: EX3DV4 - SN7431; ConvF(8.18, 8.18, 8.18); Calibrated: 2016/10/4;
- Sensor-Surface: 1.4mm (Mechanical Surface Detection)
- Electronics: DAE3 Sn379; Calibrated: 2016/10/4
- Phantom: SAM1; Type: QD000P40CC; Serial: TP:1412
- Measurement SW: DASY52, Version 52.8 (8);

Area Scan (71x121x1): Interpolated grid: dx=1.500 mm, dy=1.500 mm
Maximum value of SAR (interpolated) = 0.113 W/kg

Zoom Scan (6x6x5)/Cube 0: Measurement grid: dx=5mm, dy=5mm, dz=5mm
Reference Value = 8.607 V/m; Power Drift = 0.01 dB
Peak SAR (extrapolated) = 0.142 W/kg
SAR(1 g) = 0.101 W/kg; SAR(10 g) = 0.076 W/kg
Maximum value of SAR (measured) = 0.126 W/kg



0 dB = 0.126 W/kg = -9.00 dBW/kg

Test Plot 38#: LTE Band 2_Head Left Tilt_Middle Channel_50%RB

DUT: Mobile Phone; Type: HY3-3991; Serial: 17012200721

Communication System: Generic LTE; Frequency: 1880 MHz;Duty Cycle: 1:1
Medium parameters used: 1880 MHz; σ = 1.395 S/m; ε_r = 38.99; ρ = 1000 kg/m^3 ;
Phantom section: Left Section

DASY5 Configuration:

- Probe: EX3DV4 - SN7431; ConvF(8.18, 8.18, 8.18); Calibrated: 2016/10/4;
- Sensor-Surface: 1.4mm (Mechanical Surface Detection)
- Electronics: DAE3 Sn379; Calibrated: 2016/10/4
- Phantom: SAM1; Type: QD000P40CC; Serial: TP:1412
- Measurement SW: DASY52, Version 52.8 (8);

Area Scan (71x121x1): Interpolated grid: dx=1.500 mm, dy=1.500 mm
Maximum value of SAR (interpolated) = 0.0923 W/kg

Zoom Scan (6x6x5)/Cube 0: Measurement grid: dx=5mm, dy=5mm, dz=5mm
Reference Value = 7.838 V/m; Power Drift = 0.08 dB
Peak SAR (extrapolated) = 0.120 W/kg
SAR(1 g) = 0.085 W/kg; SAR(10 g) = 0.065 W/kg
Maximum value of SAR (measured) = 0.107 W/kg

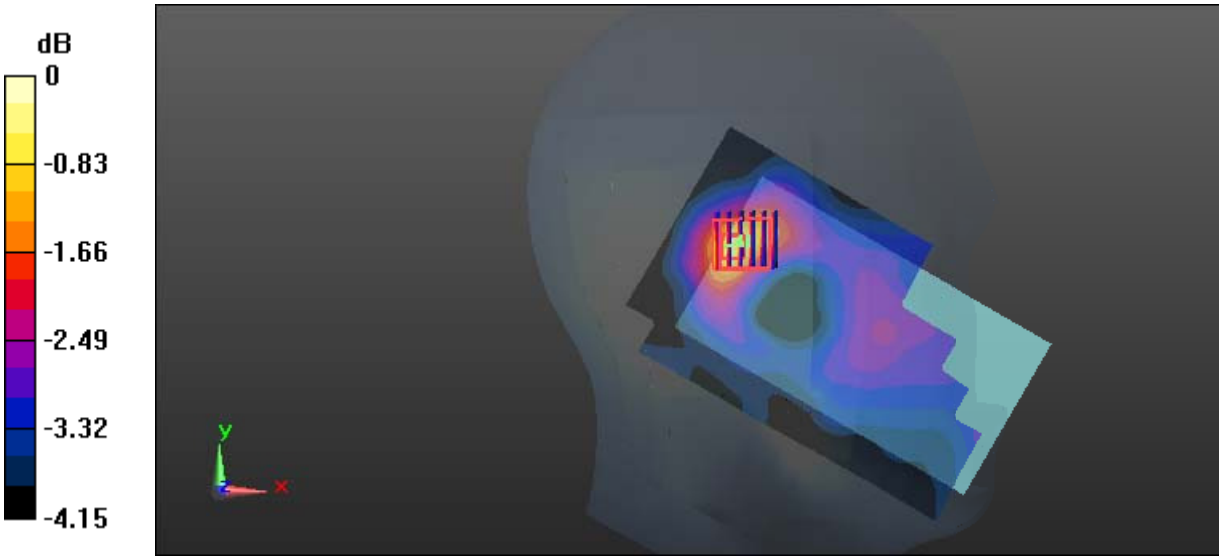

0 dB = 0.107 W/kg = -9.71 dBW/kg

Test Plot 39#: LTE Band 2_Head Right Cheek_Middle Channel_1RB

DUT: Mobile Phone; Type: HY3-3991; Serial: 17012200721

Communication System: Generic LTE; Frequency: 1880 MHz;Duty Cycle: 1:1
Medium parameters used: 1880 MHz; σ = 1.395 S/m; ε_r = 38.99; ρ = 1000 kg/m^3 ;
Phantom section: Right Section

DASY5 Configuration:

- Probe: EX3DV4 - SN7431; ConvF(8.18, 8.18, 8.18); Calibrated: 2016/10/4;
- Sensor-Surface: 1.4mm (Mechanical Surface Detection)
- Electronics: DAE3 Sn379; Calibrated: 2016/10/4
- Phantom: SAM1; Type: QD000P40CC; Serial: TP:1412
- Measurement SW: DASY52, Version 52.8 (8);

Area Scan (71x121x1): Interpolated grid: dx=1.500 mm, dy=1.500 mm
Maximum value of SAR (interpolated) = 0.350 W/kg

Zoom Scan (6x6x5)/Cube 0: Measurement grid: dx=5mm, dy=5mm, dz=5mm
Reference Value = 6.733 V/m; Power Drift = 0.10 dB
Peak SAR (extrapolated) = 0.472 W/kg
SAR(1 g) = 0.292 W/kg; SAR(10 g) = 0.185 W/kg
Maximum value of SAR (measured) = 0.401 W/kg



0 dB = 0.401 W/kg = -3.97 dBW/kg

Test Plot 40#: LTE Band 2_Head Right Cheek_Middle Channel_50%RB

DUT: Mobile Phone; Type: HY3-3991; Serial: 17012200721

Communication System: Generic LTE; Frequency: 1880 MHz;Duty Cycle: 1:1
Medium parameters used: 1880 MHz; σ = 1.395 S/m; ε_r = 38.99; ρ = 1000 kg/m^3 ;
Phantom section: Right Section

DASY5 Configuration:

- Probe: EX3DV4 - SN7431; ConvF(8.18, 8.18, 8.18); Calibrated: 2016/10/4;
- Sensor-Surface: 1.4mm (Mechanical Surface Detection)
- Electronics: DAE3 Sn379; Calibrated: 2016/10/4
- Phantom: SAM1; Type: QD000P40CC; Serial: TP:1412
- Measurement SW: DASY52, Version 52.8 (8);

Area Scan (71x121x1): Interpolated grid: dx=1.500 mm, dy=1.500 mm
Maximum value of SAR (interpolated) = 0.289 W/kg

Zoom Scan (6x6x5)/Cube 0: Measurement grid: dx=5mm, dy=5mm, dz=5mm
Reference Value = 6.238 V/m; Power Drift = -0.01 dB
Peak SAR (extrapolated) = 0.391 W/kg
SAR(1 g) = 0.245 W/kg; SAR(10 g) = 0.160 W/kg
Maximum value of SAR (measured) = 0.333 W/kg



0 dB = 0.333 W/kg = -4.78 dBW/kg

Test Plot 41#: LTE Band 2_Head Right Tilt_Middle Channel_1RB

DUT: Mobile Phone; Type: HY3-3991; Serial: 17012200721

Communication System: Generic LTE; Frequency: 1880 MHz;Duty Cycle: 1:1
Medium parameters used: 1880 MHz; σ = 1.395 S/m; ε_r = 38.99; ρ = 1000 kg/m^3 ;
Phantom section: Right Section

DASY5 Configuration:

- Probe: EX3DV4 - SN7431; ConvF(8.18, 8.18, 8.18); Calibrated: 2016/10/4;
- Sensor-Surface: 1.4mm (Mechanical Surface Detection)
- Electronics: DAE3 Sn379; Calibrated: 2016/10/4
- Phantom: SAM1; Type: QD000P40CC; Serial: TP:1412
- Measurement SW: DASY52, Version 52.8 (8);

Area Scan (71x121x1): Interpolated grid: dx=1.500 mm, dy=1.500 mm
Maximum value of SAR (interpolated) = 0.0880 W/kg

Zoom Scan (7x7x7)/Cube 0: Measurement grid: dx=5mm, dy=5mm, dz=5mm
Reference Value = 7.723 V/m; Power Drift = -0.02 dB
Peak SAR (extrapolated) = 0.114 W/kg
SAR(1 g) = 0.080 W/kg; SAR(10 g) = 0.059 W/kg
Maximum value of SAR (measured) = 0.0849 W/kg



0 dB = 0.0849 W/kg = -10.71 dBW/kg

Test Plot 42#: LTE Band 2_Head Right Tilt_Middle Channel_50%RB

DUT: Mobile Phone; Type: HY3-3991; Serial: 17012200721

Communication System: Generic LTE; Frequency: 1880 MHz;Duty Cycle: 1:1
Medium parameters used: 1880 MHz; σ = 1.395 S/m; ε_r = 38.99; ρ = 1000 kg/m^3 ;
Phantom section: Right Section

DASY5 Configuration:

- Probe: EX3DV4 - SN7431; ConvF(8.18, 8.18, 8.18); Calibrated: 2016/10/4;
- Sensor-Surface: 1.4mm (Mechanical Surface Detection)
- Electronics: DAE3 Sn379; Calibrated: 2016/10/4
- Phantom: SAM1; Type: QD000P40CC; Serial: TP:1412
- Measurement SW: DASY52, Version 52.8 (8);

Area Scan (71x121x1): Interpolated grid: dx=1.500 mm, dy=1.500 mm
Maximum value of SAR (interpolated) = 0.0763 W/kg

Zoom Scan (7x7x7)/Cube 0: Measurement grid: dx=5mm, dy=5mm, dz=5mm
Reference Value = 7.256 V/m; Power Drift = -0.05 dB
Peak SAR (extrapolated) = 0.149 W/kg
SAR(1 g) = 0.073 W/kg; SAR(10 g) = 0.054 W/kg
Maximum value of SAR (measured) = 0.0899 W/kg

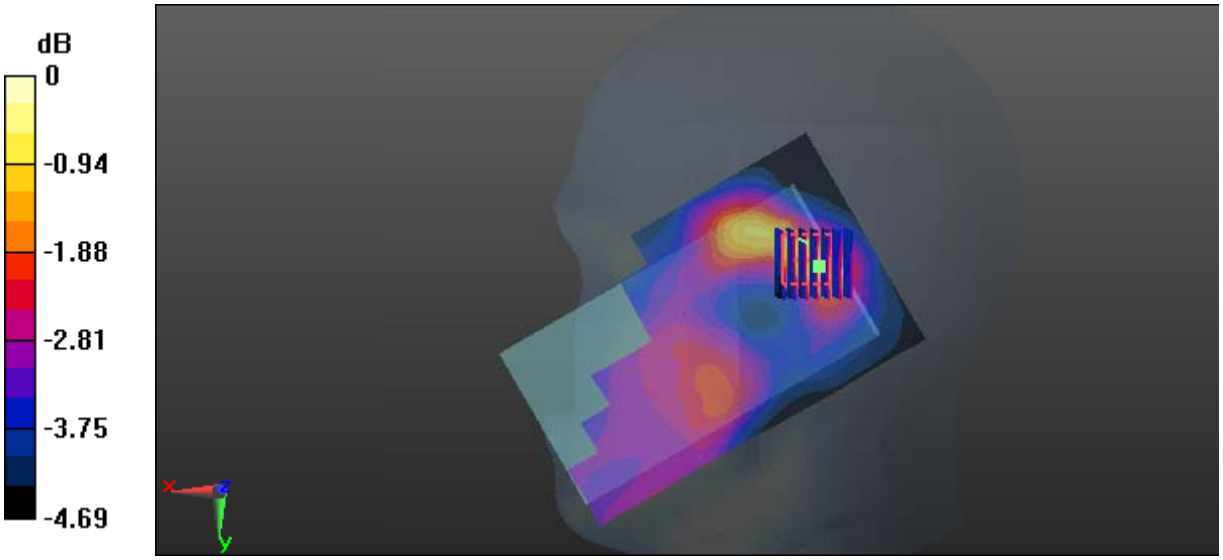

0 dB = 0.0899 W/kg = -10.46 dBW/kg

Test Plot 43#: LTE Band 2_Body Back_Middle Channel_1RB

DUT: Mobile Phone; Type: HY3-3991; Serial: 17012200721

Communication System: Generic LTE; Frequency: 1880 MHz;Duty Cycle: 1:1
Medium parameters used: 1880 MHz; σ = 1.512 S/m; ε_r = 52.658; ρ = 1000 kg/m^3 ;
Phantom section: Left Section

DASY5 Configuration:

- Probe: EX3DV4 - SN7431; ConvF(7.98, 7.98, 7.98); Calibrated: 2016/10/4;
- Sensor-Surface: 1.4mm (Mechanical Surface Detection)
- Electronics: DAE3 Sn379; Calibrated: 2016/10/4
- Phantom: Triple Flat Phantom 5.1C; Type: QD 000 P51 CA; Serial: 1130
- Measurement SW: DASY52, Version 52.8 (8);

Area Scan (121x71x1): Interpolated grid: dx=1.500 mm, dy=1.500 mm
Maximum value of SAR (interpolated) = 0.308 W/kg

Zoom Scan (5x5x7)/Cube 0: Measurement grid: dx=8mm, dy=8mm, dz=5mm
Reference Value = 8.152 V/m; Power Drift = -0.02 dB
Peak SAR (extrapolated) = 0.513 W/kg
SAR(1 g) = 0.275 W/kg; SAR(10 g) = 0.147 W/kg
Maximum value of SAR (measured) = 0.291 W/kg

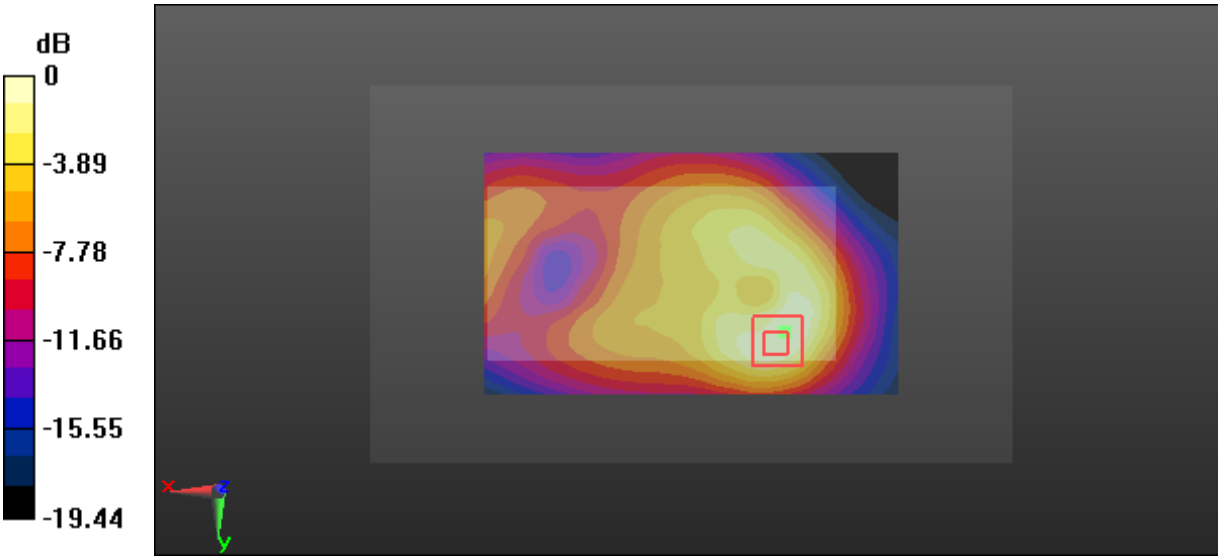

0 dB = 0.291 W/kg = -5.36 dBW/kg

Test Plot 44#: LTE Band 2_Body Back_Middle Channel_50%RB

DUT: Mobile Phone; Type: HY3-3991; Serial: 17012200721

Communication System: Generic LTE; Frequency: 1880 MHz;Duty Cycle: 1:1
Medium parameters used: 1880 MHz; σ = 1.512 S/m; ε_r = 52.658; ρ = 1000 kg/m^3 ;
Phantom section: Left Section

DASY5 Configuration:

- Probe: EX3DV4 - SN7431; ConvF(7.98, 7.98, 7.98); Calibrated: 2016/10/4;
- Sensor-Surface: 1.4mm (Mechanical Surface Detection)
- Electronics: DAE3 Sn379; Calibrated: 2016/10/4
- Phantom: Triple Flat Phantom 5.1C; Type: QD 000 P51 CA; Serial: 1130
- Measurement SW: DASY52, Version 52.8 (8);

Area Scan (121x71x1): Interpolated grid: dx=1.500 mm, dy=1.500 mm
Maximum value of SAR (interpolated) = 0.247 W/kg

Zoom Scan (5x5x7)/Cube 0: Measurement grid: dx=8mm, dy=8mm, dz=5mm
Reference Value = 7.318 V/m; Power Drift = 0.02 dB
Peak SAR (extrapolated) = 0.407 W/kg
SAR(1 g) = 0.220 W/kg; SAR(10 g) = 0.119 W/kg
Maximum value of SAR (measured) = 0.243 W/kg

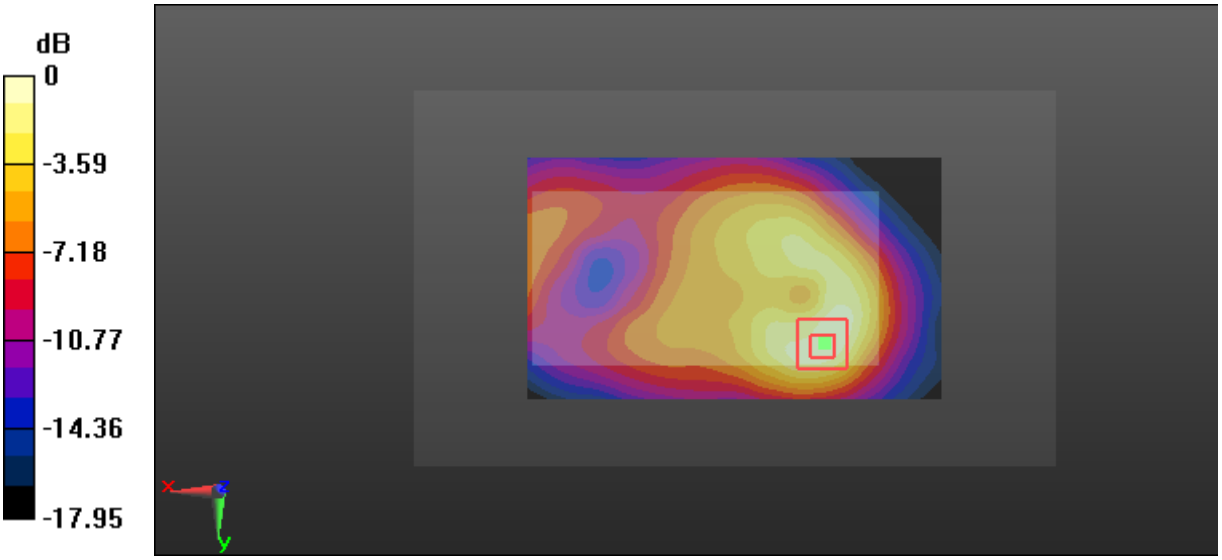

0 dB = 0.243 W/kg = -6.14 dBW/kg

Test Plot 45#: LTE Band 2_Body Left_Middle Channel_1RB

DUT: Mobile Phone; Type: HY3-3991; Serial: 17012200721

Communication System: Generic LTE; Frequency: 1880 MHz;Duty Cycle: 1:1
Medium parameters used: 1880 MHz; σ = 1.512 S/m; ε_r = 52.658; ρ = 1000 kg/m^3 ;
Phantom section: Left Section

DASY5 Configuration:

- Probe: EX3DV4 - SN7431; ConvF(7.98, 7.98, 7.98); Calibrated: 2016/10/4;
- Sensor-Surface: 1.4mm (Mechanical Surface Detection)
- Electronics: DAE3 Sn379; Calibrated: 2016/10/4
- Phantom: Triple Flat Phantom 5.1C; Type: QD 000 P51 CA; Serial: 1130
- Measurement SW: DASY52, Version 52.8 (8);

Area Scan (121x51x1): Interpolated grid: dx=1.500 mm, dy=1.500 mm
Maximum value of SAR (interpolated) = 0.120 W/kg

Zoom Scan (5x5x7)/Cube 0: Measurement grid: dx=8mm, dy=8mm, dz=5mm
Reference Value = 7.359 V/m; Power Drift = 0.06 dB
Peak SAR (extrapolated) = 0.177 W/kg
SAR(1 g) = 0.108 W/kg; SAR(10 g) = 0.064 W/kg
Maximum value of SAR (measured) = 0.119 W/kg



0 dB = 0.119 W/kg = -9.24 dBW/kg

Test Plot 46#: LTE Band 2_Body Left_Middle Channel_50%RB

DUT: Mobile Phone; Type: HY3-3991; Serial: 17012200721

Communication System: Generic LTE; Frequency: 1880 MHz;Duty Cycle: 1:1
Medium parameters used: 1880 MHz; σ = 1.512 S/m; ε_r = 52.658; ρ = 1000 kg/m^3 ;
Phantom section: Left Section

DASY5 Configuration:

- Probe: EX3DV4 - SN7431; ConvF(7.98, 7.98, 7.98); Calibrated: 2016/10/4;
- Sensor-Surface: 1.4mm (Mechanical Surface Detection)
- Electronics: DAE3 Sn379; Calibrated: 2016/10/4
- Phantom: Triple Flat Phantom 5.1C; Type: QD 000 P51 CA; Serial: 1130
- Measurement SW: DASY52, Version 52.8 (8);

Area Scan (121x51x1): Interpolated grid: dx=1.500 mm, dy=1.500 mm
Maximum value of SAR (interpolated) = 0.0954 W/kg

Zoom Scan (5x5x7)/Cube 0: Measurement grid: dx=8mm, dy=8mm, dz=5mm
Reference Value = 6.489 V/m; Power Drift = 0.10 dB
Peak SAR (extrapolated) = 0.143 W/kg
SAR(1 g) = 0.086 W/kg; SAR(10 g) = 0.051 W/kg
Maximum value of SAR (measured) = 0.0938 W/kg



0 dB = 0.0938 W/kg = -10.28 dBW/kg

Test Plot 47#: LTE Band 2_Body Right_Middle Channel_1RB

DUT: Mobile Phone; Type: HY3-3991; Serial: 17012200721

Communication System: Generic LTE; Frequency: 1880 MHz;Duty Cycle: 1:1
Medium parameters used: 1880 MHz; σ = 1.512 S/m; ε_r = 52.658; ρ = 1000 kg/m^3 ;
Phantom section: Left Section

DASY5 Configuration:

- Probe: EX3DV4 - SN7431; ConvF(7.98, 7.98, 7.98); Calibrated: 2016/10/4;
- Sensor-Surface: 1.4mm (Mechanical Surface Detection)
- Electronics: DAE3 Sn379; Calibrated: 2016/10/4
- Phantom: Triple Flat Phantom 5.1C; Type: QD 000 P51 CA; Serial: 1130
- Measurement SW: DASY52, Version 52.8 (8);

Area Scan (121x51x1): Interpolated grid: dx=1.500 mm, dy=1.500 mm
Maximum value of SAR (interpolated) = 0.250 W/kg

Zoom Scan (5x5x7)/Cube 0: Measurement grid: dx=8mm, dy=8mm, dz=5mm
Reference Value = 11.84 V/m; Power Drift = -0.01 dB
Peak SAR (extrapolated) = 0.352 W/kg
SAR(1 g) = 0.211 W/kg; SAR(10 g) = 0.121 W/kg
Maximum value of SAR (measured) = 0.231 W/kg



0 dB = 0.231 W/kg = -6.36 dBW/kg

Test Plot 48#: LTE Band 2_Body Right_Middle Channel_50%RB

DUT: Mobile Phone; Type: HY3-3991; Serial: 17012200721

Communication System: Generic LTE; Frequency: 1880 MHz;Duty Cycle: 1:1
Medium parameters used: 1880 MHz; σ = 1.512 S/m; ε_r = 52.658; ρ = 1000 kg/m^3 ;
Phantom section: Left Section

DASY5 Configuration:

- Probe: EX3DV4 - SN7431; ConvF(7.98, 7.98, 7.98); Calibrated: 2016/10/4;
- Sensor-Surface: 1.4mm (Mechanical Surface Detection)
- Electronics: DAE3 Sn379; Calibrated: 2016/10/4
- Phantom: Triple Flat Phantom 5.1C; Type: QD 000 P51 CA; Serial: 1130
- Measurement SW: DASY52, Version 52.8 (8);

Area Scan (121x51x1): Interpolated grid: dx=1.500 mm, dy=1.500 mm
Maximum value of SAR (interpolated) = 0.198 W/kg

Zoom Scan (5x5x7)/Cube 0: Measurement grid: dx=8mm, dy=8mm, dz=5mm
Reference Value = 10.49 V/m; Power Drift = 0.02 dB
Peak SAR (extrapolated) = 0.276 W/kg
SAR(1 g) = 0.168 W/kg; SAR(10 g) = 0.097 W/kg
Maximum value of SAR (measured) = 0.184 W/kg

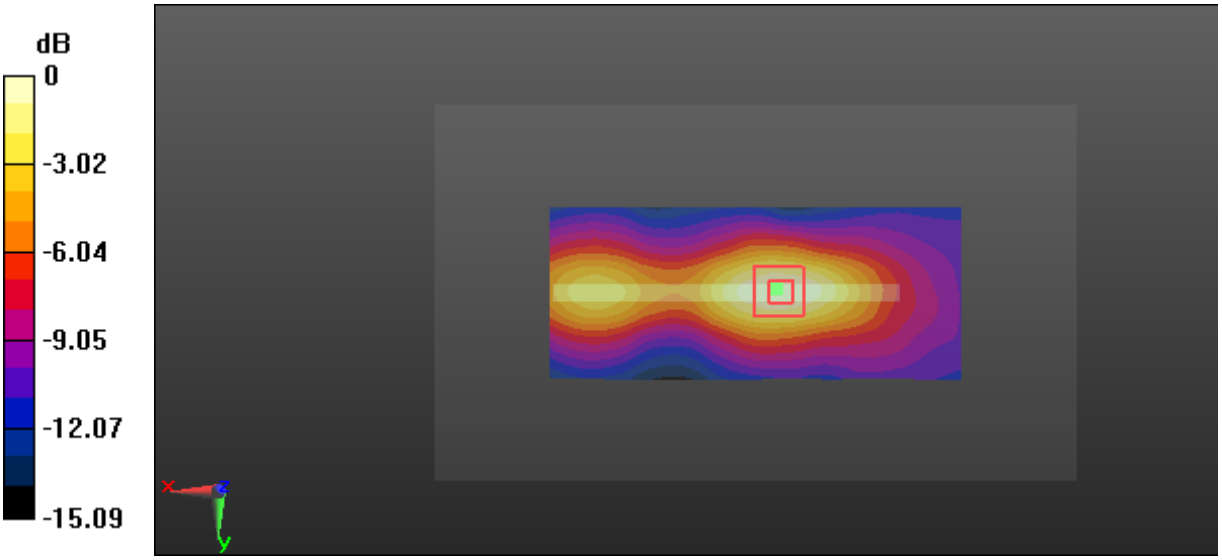

0 dB = 0.184 W/kg = -7.35 dBW/kg

Test Plot 49#: LTE Band 2_Body Bottom_Middle Channel_1RB

DUT: Mobile Phone; Type: HY3-3991; Serial: 17012200721

Communication System: Generic LTE; Frequency: 1880 MHz;Duty Cycle: 1:1
Medium parameters used: 1880 MHz; σ = 1.512 S/m; ε_r = 52.658; ρ = 1000 kg/m^3 ;
Phantom section: Left Section

DASY5 Configuration:

- Probe: EX3DV4 - SN7431; ConvF(7.98, 7.98, 7.98); Calibrated: 2016/10/4;
- Sensor-Surface: 1.4mm (Mechanical Surface Detection)
- Electronics: DAE3 Sn379; Calibrated: 2016/10/4
- Phantom: Triple Flat Phantom 5.1C; Type: QD 000 P51 CA; Serial: 1130
- Measurement SW: DASY52, Version 52.8 (8);

Area Scan (51x71x1): Interpolated grid: dx=1.500 mm, dy=1.500 mm
Maximum value of SAR (interpolated) = 0.690 W/kg

Zoom Scan (5x5x7)/Cube 0: Measurement grid: dx=8mm, dy=8mm, dz=5mm
Reference Value = 21.07 V/m; Power Drift = 0.04 dB
Peak SAR (extrapolated) = 1.15 W/kg
SAR(1 g) = 0.638 W/kg; SAR(10 g) = 0.330 W/kg
Maximum value of SAR (measured) = 0.724 W/kg

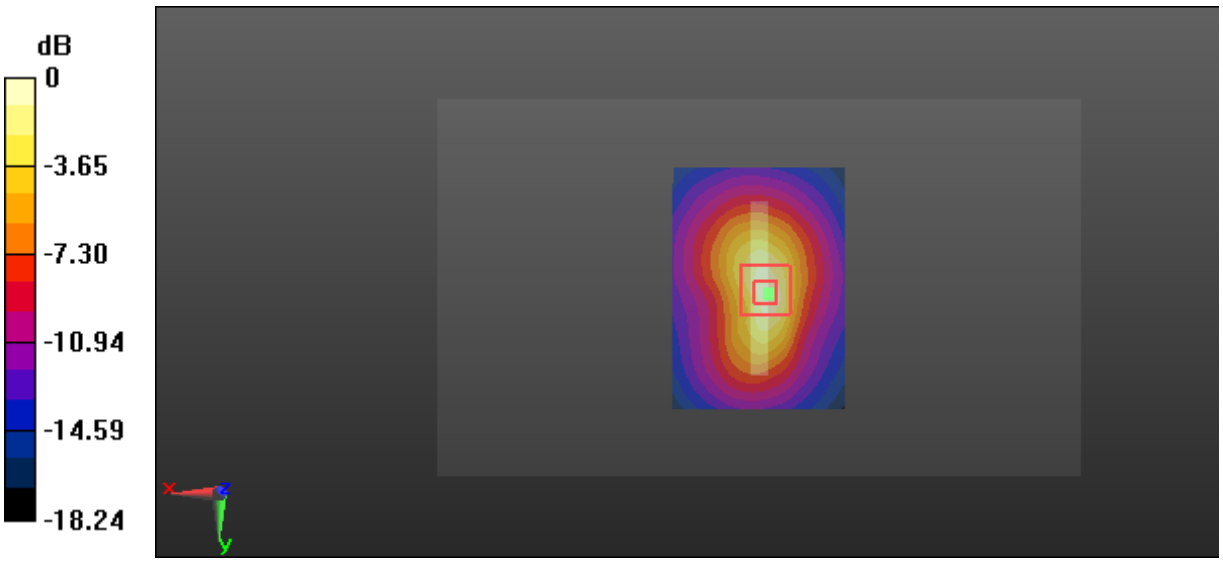

0 dB = 0.724 W/kg = -1.40 dBW/kg

Test Plot 50#: LTE Band 2_Body Bottom_Middle Channel_50%RB

DUT: Mobile Phone; Type: HY3-3991; Serial: 17012200721

Communication System: Generic LTE; Frequency: 1880 MHz;Duty Cycle: 1:1
Medium parameters used: 1880 MHz; σ = 1.512 S/m; ε_r = 52.658; ρ = 1000 kg/m^3 ;
Phantom section: Left Section

DASY5 Configuration:

- Probe: EX3DV4 - SN7431; ConvF(7.98, 7.98, 7.98); Calibrated: 2016/10/4;
- Sensor-Surface: 1.4mm (Mechanical Surface Detection)
- Electronics: DAE3 Sn379; Calibrated: 2016/10/4
- Phantom: Triple Flat Phantom 5.1C; Type: QD 000 P51 CA; Serial: 1130
- Measurement SW: DASY52, Version 52.8 (8);

Area Scan (51x71x1): Interpolated grid: dx=1.500 mm, dy=1.500 mm
Maximum value of SAR (interpolated) = 0.553 W/kg

Zoom Scan (5x5x7)/Cube 0: Measurement grid: dx=8mm, dy=8mm, dz=5mm
Reference Value = 18.71 V/m; Power Drift = 0.06 dB
Peak SAR (extrapolated) = 0.901 W/kg
SAR(1 g) = 0.509 W/kg; SAR(10 g) = 0.265 W/kg
Maximum value of SAR (measured) = 0.580 W/kg



0 dB = 0.580 W/kg = -2.37 dBW/kg

Test Plot 51#: LTE Band 4_Head Left Cheek_Middle Channel_1RB

DUT: Mobile Phone; Type: HY3-3991; Serial: 17012200721

Communication System: Generic LTE; Frequency: 1732.5 MHz;Duty Cycle: 1:1
Medium parameters used: 1732.5 MHz; σ = 1.344 S/m; ε_r = 41.183; ρ = 1000 kg/m^3 ;
Phantom section: Left Section

DASY5 Configuration:

- Probe: EX3DV4 - SN7431; ConvF(8.47, 8.47, 8.47); Calibrated: 2016/10/4;
- Sensor-Surface: 1.4mm (Mechanical Surface Detection)
- Electronics: DAE3 Sn379; Calibrated: 2016/10/4
- Phantom: SAM1; Type: QD000P40CC; Serial: TP:1412
- Measurement SW: DASY52, Version 52.8 (8);

Area Scan (71x121x1): Interpolated grid: dx=1.500 mm, dy=1.500 mm
Maximum value of SAR (interpolated) = 0.262 W/kg

Zoom Scan (7x7x7)/Cube 0: Measurement grid: dx=5mm, dy=5mm, dz=5mm
Reference Value = 7.201 V/m; Power Drift = 0.04 dB
Peak SAR (extrapolated) = 0.320 W/kg
SAR(1 g) = 0.237 W/kg; SAR(10 g) = 0.172 W/kg
Maximum value of SAR (measured) = 0.249 W/kg



0 dB = 0.249 W/kg = -6.04 dBW/kg

Test Plot 52#: LTE Band 4_Head Left Cheek_Middle Channel_50%RB

DUT: Mobile Phone; Type: HY3-3991; Serial: 17012200721

Communication System: Generic LTE; Frequency: 1732.5 MHz;Duty Cycle: 1:1
Medium parameters used: 1732.5 MHz; σ = 1.344 S/m; ε_r = 41.183; ρ = 1000 kg/m^3 ;
Phantom section: Left Section

DASY5 Configuration:

- Probe: EX3DV4 - SN7431; ConvF(8.47, 8.47, 8.47); Calibrated: 2016/10/4;
- Sensor-Surface: 1.4mm (Mechanical Surface Detection)
- Electronics: DAE3 Sn379; Calibrated: 2016/10/4
- Phantom: SAM1; Type: QD000P40CC; Serial: TP:1412
- Measurement SW: DASY52, Version 52.8 (8);

Area Scan (71x121x1): Interpolated grid: dx=1.500 mm, dy=1.500 mm
Maximum value of SAR (interpolated) = 0.215 W/kg

Zoom Scan (6x6x5)/Cube 0: Measurement grid: dx=5mm, dy=5mm, dz=5mm
Reference Value = 6.698 V/m; Power Drift = -0.01 dB
Peak SAR (extrapolated) = 0.263 W/kg
SAR(1 g) = 0.192 W/kg; SAR(10 g) = 0.141 W/kg
Maximum value of SAR (measured) = 0.237 W/kg



0 dB = 0.237 W/kg = -6.25 dBW/kg

Test Plot 53#: LTE Band 4_Head Left Tilt_Middle Channel_1RB

DUT: Mobile Phone; Type: HY3-3991; Serial: 17012200721

Communication System: Generic LTE; Frequency: 1732.5 MHz;Duty Cycle: 1:1
Medium parameters used: 1732.5 MHz; σ = 1.344 S/m; ε_r = 41.183; ρ = 1000 kg/m^3 ;
Phantom section: Left Section

DASY5 Configuration:

- Probe: EX3DV4 - SN7431; ConvF(8.47, 8.47, 8.47); Calibrated: 2016/10/4;
- Sensor-Surface: 1.4mm (Mechanical Surface Detection)
- Electronics: DAE3 Sn379; Calibrated: 2016/10/4
- Phantom: SAM1; Type: QD000P40CC; Serial: TP:1412
- Measurement SW: DASY52, Version 52.8 (8);

Area Scan (71x121x1): Interpolated grid: dx=1.500 mm, dy=1.500 mm
Maximum value of SAR (interpolated) = 0.169 W/kg

Zoom Scan (6x6x5)/Cube 0: Measurement grid: dx=5mm, dy=5mm, dz=5mm
Reference Value = 10.10 V/m; Power Drift = -0.06 dB
Peak SAR (extrapolated) = 0.221 W/kg
SAR(1 g) = 0.148 W/kg; SAR(10 g) = 0.099 W/kg
Maximum value of SAR (measured) = 0.194 W/kg



0 dB = 0.194 W/kg = -7.12 dBW/kg

Test Plot 54#: LTE Band 4_Head Left Tilt_Middle Channel_50%RB

DUT: Mobile Phone; Type: HY3-3991; Serial: 17012200721

Communication System: Generic LTE; Frequency: 1732.5 MHz;Duty Cycle: 1:1
Medium parameters used: 1732.5 MHz; σ = 1.344 S/m; ε_r = 41.183; ρ = 1000 kg/m^3 ;
Phantom section: Left Section

DASY5 Configuration:

- Probe: EX3DV4 - SN7431; ConvF(8.47, 8.47, 8.47); Calibrated: 2016/10/4;
- Sensor-Surface: 1.4mm (Mechanical Surface Detection)
- Electronics: DAE3 Sn379; Calibrated: 2016/10/4
- Phantom: SAM1; Type: QD000P40CC; Serial: TP:1412
- Measurement SW: DASY52, Version 52.8 (8);

Area Scan (71x121x1): Interpolated grid: dx=1.500 mm, dy=1.500 mm
Maximum value of SAR (interpolated) = 0.135 W/kg

Zoom Scan (6x6x5)/Cube 0: Measurement grid: dx=5mm, dy=5mm, dz=5mm
Reference Value = 9.177 V/m; Power Drift = 0.02 dB
Peak SAR (extrapolated) = 0.174 W/kg
SAR(1 g) = 0.116 W/kg; SAR(10 g) = 0.079 W/kg
Maximum value of SAR (measured) = 0.154 W/kg



0 dB = 0.154 W/kg = -8.12 dBW/kg

Test Plot 55#: LTE Band 4_Head Right Cheek_Middle Channel_1RB

DUT: Mobile Phone; Type: HY3-3991; Serial: 17012200721

Communication System: Generic LTE; Frequency: 1732.5 MHz;Duty Cycle: 1:1
Medium parameters used: 1732.5 MHz; σ = 1.344 S/m; ε_r = 41.183; ρ = 1000 kg/m^3 ;
Phantom section: Right Section

DASY5 Configuration:

- Probe: EX3DV4 - SN7431; ConvF(8.47, 8.47, 8.47); Calibrated: 2016/10/4;
- Sensor-Surface: 1.4mm (Mechanical Surface Detection)
- Electronics: DAE3 Sn379; Calibrated: 2016/10/4
- Phantom: SAM1; Type: QD000P40CC; Serial: TP:1412
- Measurement SW: DASY52, Version 52.8 (8);

Area Scan (71x121x1): Interpolated grid: dx=1.500 mm, dy=1.500 mm
Maximum value of SAR (interpolated) = 0.565 W/kg

Zoom Scan (6x6x5)/Cube 0: Measurement grid: dx=5mm, dy=5mm, dz=5mm
Reference Value = 6.458 V/m; Power Drift = 0.01 dB
Peak SAR (extrapolated) = 0.749 W/kg
SAR(1 g) = 0.492 W/kg; SAR(10 g) = 0.316 W/kg
Maximum value of SAR (measured) = 0.650 W/kg



0 dB = 0.650 W/kg = -1.87 dBW/kg

Test Plot 56#: LTE Band 4_Head Right Cheek_Middle Channel_50%RB

DUT: Mobile Phone; Type: HY3-3991; Serial: 17012200721

Communication System: Generic LTE; Frequency: 1732.5 MHz;Duty Cycle: 1:1
Medium parameters used: 1732.5 MHz; σ = 1.344 S/m; ε_r = 41.183; ρ = 1000 kg/m^3 ;
Phantom section: Right Section

DASY5 Configuration:

- Probe: EX3DV4 - SN7431; ConvF(8.47, 8.47, 8.47); Calibrated: 2016/10/4;
- Sensor-Surface: 1.4mm (Mechanical Surface Detection)
- Electronics: DAE3 Sn379; Calibrated: 2016/10/4
- Phantom: SAM1; Type: QD000P40CC; Serial: TP:1412
- Measurement SW: DASY52, Version 52.8 (8);

Area Scan (71x121x1): Interpolated grid: dx=1.500 mm, dy=1.500 mm
Maximum value of SAR (interpolated) = 0.455 W/kg

Zoom Scan (6x6x5)/Cube 0: Measurement grid: dx=5mm, dy=5mm, dz=5mm
Reference Value = 5.911 V/m; Power Drift = 0.18 dB
Peak SAR (extrapolated) = 0.589 W/kg
SAR(1 g) = 0.392 W/kg; SAR(10 g) = 0.254 W/kg
Maximum value of SAR (measured) = 0.514 W/kg



0 dB = 0.514 W/kg = -2.89 dBW/kg

Test Plot 57#: LTE Band 4_Head Right Tilt_Middle Channel_1RB

DUT: Mobile Phone; Type: HY3-3991; Serial: 17012200721

Communication System: Generic LTE; Frequency: 1732.5 MHz;Duty Cycle: 1:1
Medium parameters used: 1732.5 MHz; σ = 1.344 S/m; ε_r = 41.183; ρ = 1000 kg/m^3 ;
Phantom section: Right Section

DASY5 Configuration:

- Probe: EX3DV4 - SN7431; ConvF(8.47, 8.47, 8.47); Calibrated: 2016/10/4;
- Sensor-Surface: 1.4mm (Mechanical Surface Detection)
- Electronics: DAE3 Sn379; Calibrated: 2016/10/4
- Phantom: SAM1; Type: QD000P40CC; Serial: TP:1412
- Measurement SW: DASY52, Version 52.8 (8);

Area Scan (71x121x1): Interpolated grid: dx=1.500 mm, dy=1.500 mm
Maximum value of SAR (interpolated) = 0.165 W/kg

Zoom Scan (7x7x7)/Cube 0: Measurement grid: dx=5mm, dy=5mm, dz=5mm
Reference Value = 10.21 V/m; Power Drift = -0.05 dB
Peak SAR (extrapolated) = 0.209 W/kg
SAR(1 g) = 0.147 W/kg; SAR(10 g) = 0.102 W/kg
Maximum value of SAR (measured) = 0.158 W/kg

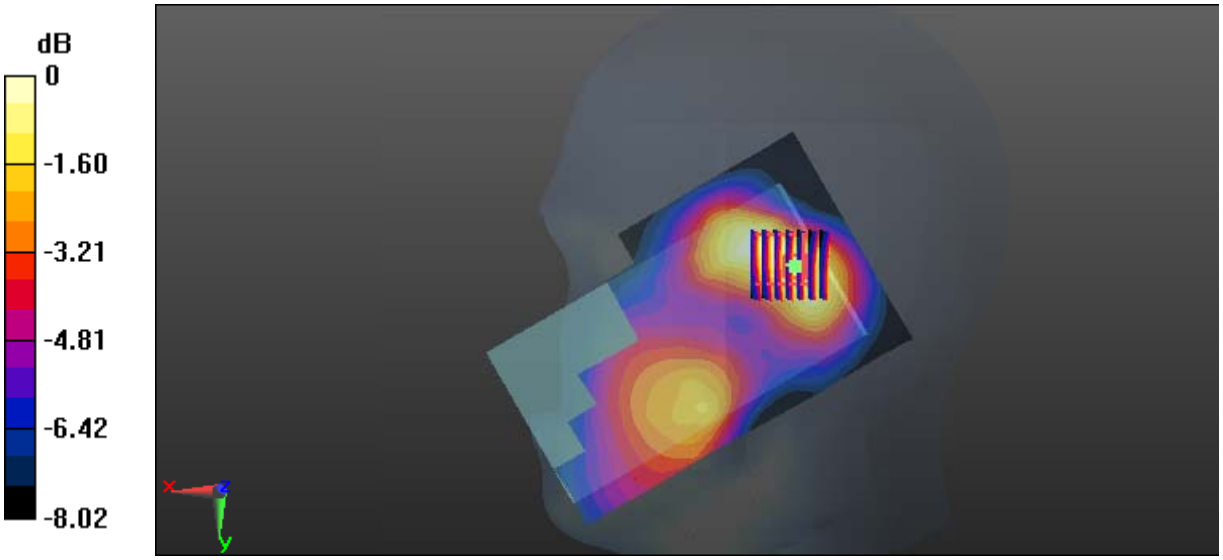

0 dB = 0.158 W/kg = -8.01 dBW/kg

Test Plot 58#: LTE Band 4_Head Right Tilt_Middle Channel_50%RB

DUT: Mobile Phone; Type: HY3-3991; Serial: 17012200721

Communication System: Generic LTE; Frequency: 1732.5 MHz;Duty Cycle: 1:1
Medium parameters used: 1732.5 MHz; σ = 1.344 S/m; ε_r = 41.183; ρ = 1000 kg/m^3 ;
Phantom section: Right Section

DASY5 Configuration:

- Probe: EX3DV4 - SN7431; ConvF(8.47, 8.47, 8.47); Calibrated: 2016/10/4;
- Sensor-Surface: 1.4mm (Mechanical Surface Detection)
- Electronics: DAE3 Sn379; Calibrated: 2016/10/4
- Phantom: SAM1; Type: QD000P40CC; Serial: TP:1412
- Measurement SW: DASY52, Version 52.8 (8);

Area Scan (71x121x1): Interpolated grid: dx=1.500 mm, dy=1.500 mm
Maximum value of SAR (interpolated) = 0.138 W/kg

Zoom Scan (7x7x7)/Cube 0: Measurement grid: dx=5mm, dy=5mm, dz=5mm
Reference Value = 9.023 V/m; Power Drift = 0.04 dB
Peak SAR (extrapolated) = 0.238 W/kg
SAR(1 g) = 0.119 W/kg; SAR(10 g) = 0.085 W/kg
Maximum value of SAR (measured) = 0.142 W/kg

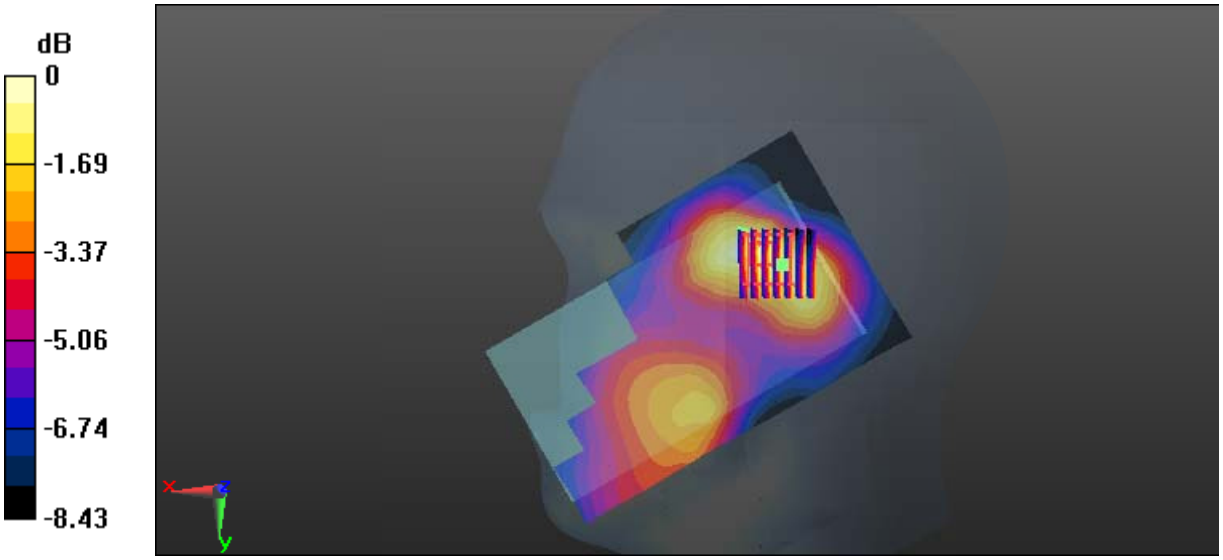

0 dB = 0.142 W/kg = -8.48 dBW/kg

Test Plot 59#: LTE Band 4_Body Back_Middle Channel_1RB

DUT: Mobile Phone; Type: HY3-3991; Serial: 17012200721

Communication System: Generic LTE; Frequency: 1732.5 MHz;Duty Cycle: 1:1
Medium parameters used: 1732.5 MHz; σ = 1.527 S/m; ε_r = 52.833; ρ = 1000 kg/m^3 ;
Phantom section: Left Section

DASY5 Configuration:

- Probe: EX3DV4 - SN7431; ConvF(8.24, 8.24, 8.24); Calibrated: 2016/10/4;
- Sensor-Surface: 1.4mm (Mechanical Surface Detection)
- Electronics: DAE3 Sn379; Calibrated: 2016/10/4
- Phantom: Triple Flat Phantom 5.1C; Type: QD 000 P51 CA; Serial: 1130
- Measurement SW: DASY52, Version 52.8 (8);

Area Scan (121x71x1): Interpolated grid: dx=1.500 mm, dy=1.500 mm
Maximum value of SAR (interpolated) = 0.499 W/kg

Zoom Scan (5x5x7)/Cube 0: Measurement grid: dx=8mm, dy=8mm, dz=5mm
Reference Value = 13.96 V/m; Power Drift = 0.01 dB
Peak SAR (extrapolated) = 0.807 W/kg
SAR(1 g) = 0.462 W/kg; SAR(10 g) = 0.274 W/kg
Maximum value of SAR (measured) = 0.489 W/kg

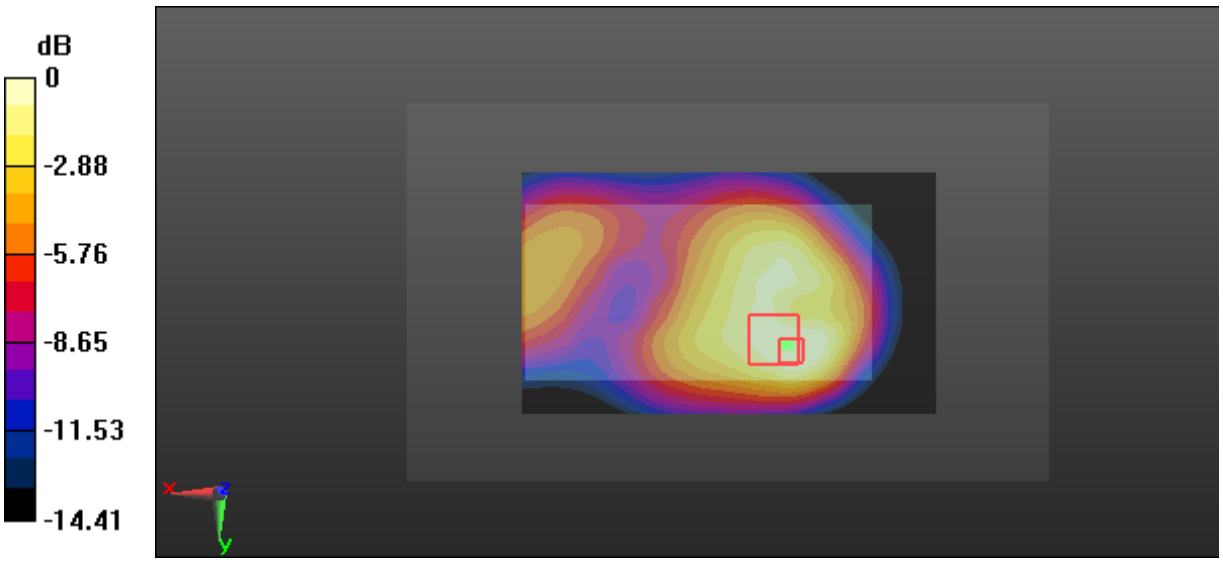

0 dB = 0.489 W/kg = -3.11 dBW/kg

Test Plot 60#: LTE Band 4_Body Back_Middle Channel_50%RB

DUT: Mobile Phone; Type: HY3-3991; Serial: 17012200721

Communication System: Generic LTE; Frequency: 1732.5 MHz;Duty Cycle: 1:1
Medium parameters used: 1732.5 MHz; σ = 1.527 S/m; ε_r = 52.833; ρ = 1000 kg/m^3 ;
Phantom section: Left Section

DASY5 Configuration:

- Probe: EX3DV4 - SN7431; ConvF(8.24, 8.24, 8.24); Calibrated: 2016/10/4;
- Sensor-Surface: 1.4mm (Mechanical Surface Detection)
- Electronics: DAE3 Sn379; Calibrated: 2016/10/4
- Phantom: Triple Flat Phantom 5.1C; Type: QD 000 P51 CA; Serial: 1130
- Measurement SW: DASY52, Version 52.8 (8);

Area Scan (121x71x1): Interpolated grid: dx=1.500 mm, dy=1.500 mm
Maximum value of SAR (interpolated) = 0.411 W/kg

Zoom Scan (5x5x7)/Cube 0: Measurement grid: dx=8mm, dy=8mm, dz=5mm
Reference Value = 11.65 V/m; Power Drift = 0.06 dB
Peak SAR (extrapolated) = 0.662 W/kg
SAR(1 g) = 0.380 W/kg; SAR(10 g) = 0.226 W/kg
Maximum value of SAR (measured) = 0.397 W/kg

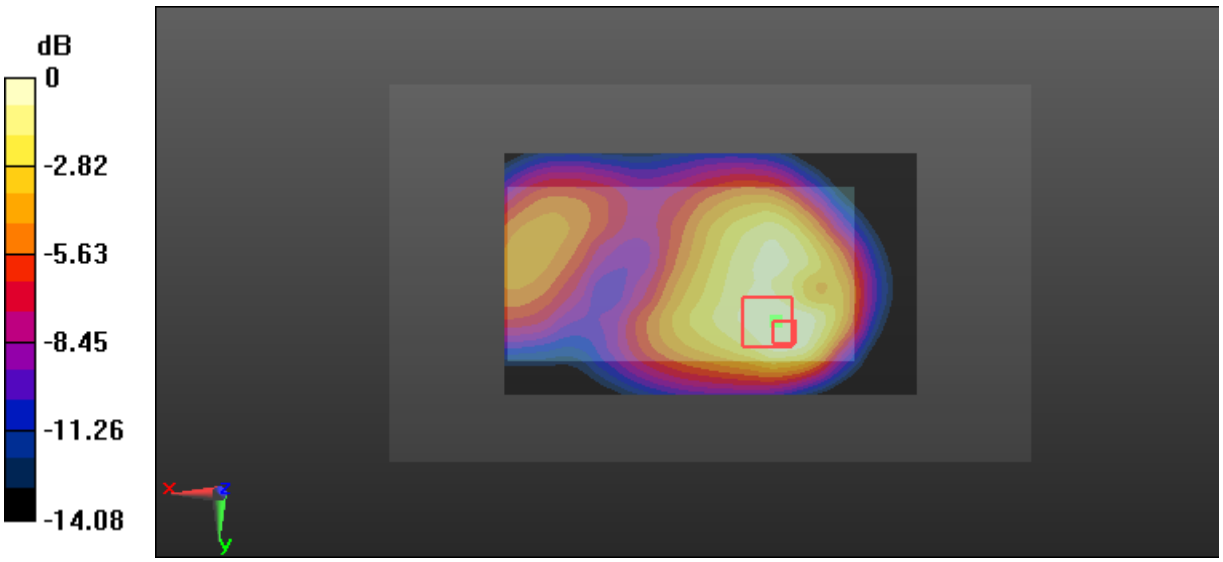

0 dB = 0.397 W/kg = -4.01 dBW/kg

Test Plot 61#: LTE Band 4_Body Left_Middle Channel_1RB

DUT: Mobile Phone; Type: HY3-3991; Serial: 17012200721

Communication System: Generic LTE; Frequency: 1732.5 MHz;Duty Cycle: 1:1
Medium parameters used: 1732.5 MHz; σ = 1.527 S/m; ε_r = 52.833; ρ = 1000 kg/m^3 ;
Phantom section: Left Section

DASY5 Configuration:

- Probe: EX3DV4 - SN7431; ConvF(8.24, 8.24, 8.24); Calibrated: 2016/10/4;
- Sensor-Surface: 1.4mm (Mechanical Surface Detection)
- Electronics: DAE3 Sn379; Calibrated: 2016/10/4
- Phantom: Triple Flat Phantom 5.1C; Type: QD 000 P51 CA; Serial: 1130
- Measurement SW: DASY52, Version 52.8 (8);

Area Scan (121x51x1): Interpolated grid: dx=1.500 mm, dy=1.500 mm
Maximum value of SAR (interpolated) = 0.164 W/kg

Zoom Scan (5x5x7)/Cube 0: Measurement grid: dx=8mm, dy=8mm, dz=5mm
Reference Value = 8.007 V/m; Power Drift = 0.04 dB
Peak SAR (extrapolated) = 0.220 W/kg
SAR(1 g) = 0.147 W/kg; SAR(10 g) = 0.093 W/kg
Maximum value of SAR (measured) = 0.159 W/kg

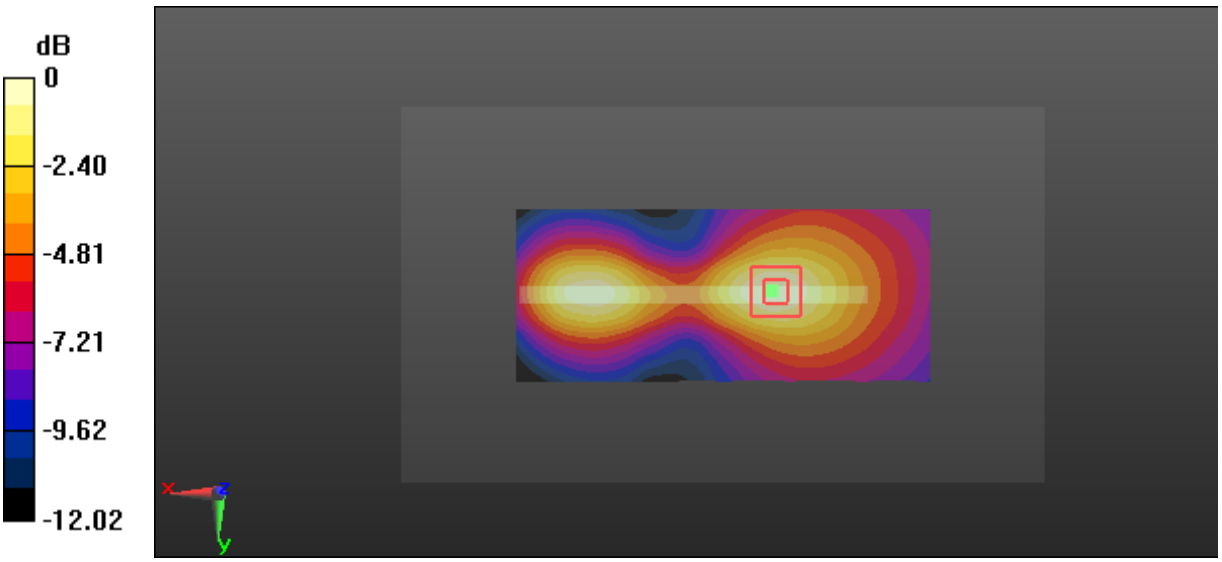

0 dB = 0.159 W/kg = -7.99 dBW/kg

Test Plot 62#: LTE Band 4_Body Left_Middle Channel_50%RB

DUT: Mobile Phone; Type: HY3-3991; Serial: 17012200721

Communication System: Generic LTE; Frequency: 1732.5 MHz;Duty Cycle: 1:1
Medium parameters used: 1732.5 MHz; σ = 1.527 S/m; ε_r = 52.833; ρ = 1000 kg/m^3 ;
Phantom section: Left Section

DASY5 Configuration:

- Probe: EX3DV4 - SN7431; ConvF(8.24, 8.24, 8.24); Calibrated: 2016/10/4;
- Sensor-Surface: 1.4mm (Mechanical Surface Detection)
- Electronics: DAE3 Sn379; Calibrated: 2016/10/4
- Phantom: Triple Flat Phantom 5.1C; Type: QD 000 P51 CA; Serial: 1130
- Measurement SW: DASY52, Version 52.8 (8);

Area Scan (121x51x1): Interpolated grid: dx=1.500 mm, dy=1.500 mm
Maximum value of SAR (interpolated) = 0.130 W/kg

Zoom Scan (5x5x7)/Cube 0: Measurement grid: dx=8mm, dy=8mm, dz=5mm
Reference Value = 7.099 V/m; Power Drift = 0.08 dB
Peak SAR (extrapolated) = 0.177 W/kg
SAR(1 g) = 0.117 W/kg; SAR(10 g) = 0.074 W/kg
Maximum value of SAR (measured) = 0.127 W/kg

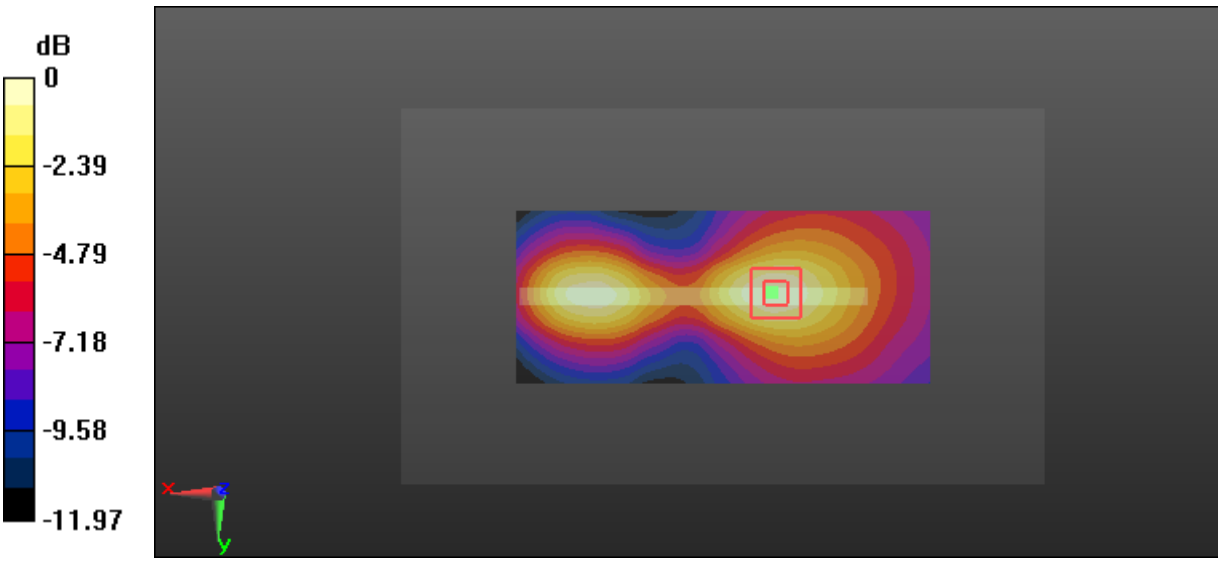

0 dB = 0.127 W/kg = -8.96 dBW/kg

Test Plot 63#: LTE Band 4_Body Right_Middle Channel_1RB

DUT: Mobile Phone; Type: HY3-3991; Serial: 17012200721

Communication System: Generic LTE; Frequency: 1732.5 MHz;Duty Cycle: 1:1
Medium parameters used: 1732.5 MHz; σ = 1.527 S/m; ε_r = 52.833; ρ = 1000 kg/m^3 ;
Phantom section: Left Section

DASY5 Configuration:

- Probe: EX3DV4 - SN7431; ConvF(8.24, 8.24, 8.24); Calibrated: 2016/10/4;
- Sensor-Surface: 1.4mm (Mechanical Surface Detection)
- Electronics: DAE3 Sn379; Calibrated: 2016/10/4
- Phantom: Triple Flat Phantom 5.1C; Type: QD 000 P51 CA; Serial: 1130
- Measurement SW: DASY52, Version 52.8 (8);

Area Scan (121x51x1): Interpolated grid: dx=1.500 mm, dy=1.500 mm
Maximum value of SAR (interpolated) = 0.386 W/kg

Zoom Scan (5x5x7)/Cube 0: Measurement grid: dx=8mm, dy=8mm, dz=5mm
Reference Value = 12.29 V/m; Power Drift = 0.05 dB
Peak SAR (extrapolated) = 0.526 W/kg
SAR(1 g) = 0.332 W/kg; SAR(10 g) = 0.197 W/kg
Maximum value of SAR (measured) = 0.365 W/kg

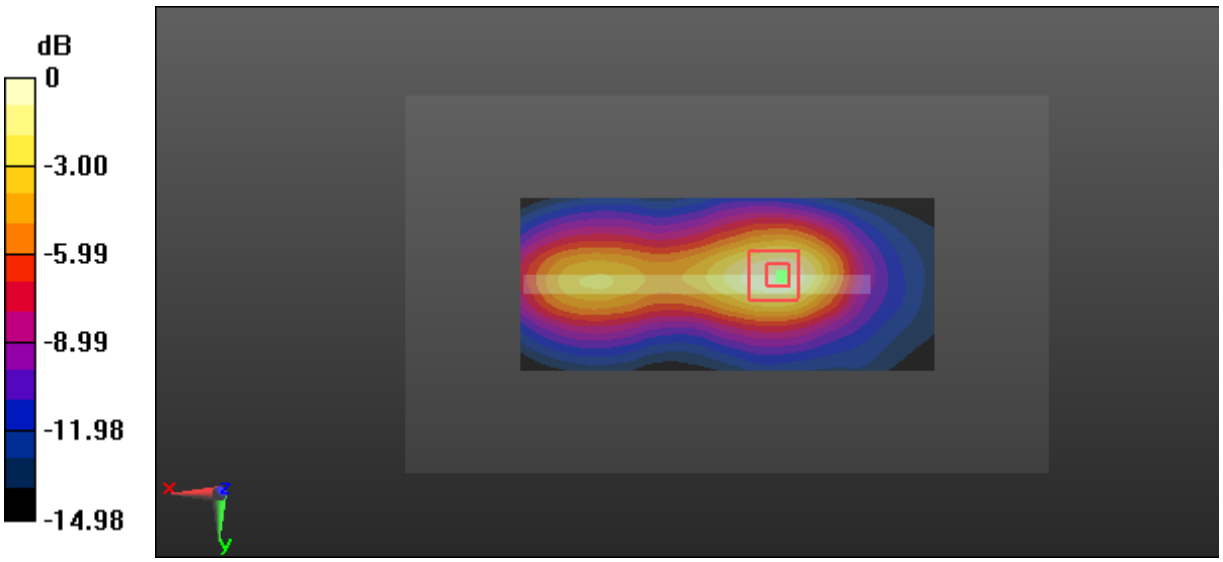

0 dB = 0.365 W/kg = -4.38 dBW/kg

Test Plot 64#: LTE Band 4_Body Right_Middle Channel_50%RB

DUT: Mobile Phone; Type: HY3-3991; Serial: 17012200721

Communication System: Generic LTE; Frequency: 1732.5 MHz;Duty Cycle: 1:1
Medium parameters used: 1732.5 MHz; σ = 1.527 S/m; ε_r = 52.833; ρ = 1000 kg/m^3 ;
Phantom section: Left Section

DASY5 Configuration:

- Probe: EX3DV4 - SN7431; ConvF(8.24, 8.24, 8.24); Calibrated: 2016/10/4;
- Sensor-Surface: 1.4mm (Mechanical Surface Detection)
- Electronics: DAE3 Sn379; Calibrated: 2016/10/4
- Phantom: Triple Flat Phantom 5.1C; Type: QD 000 P51 CA; Serial: 1130
- Measurement SW: DASY52, Version 52.8 (8);

Area Scan (121x51x1): Interpolated grid: dx=1.500 mm, dy=1.500 mm
Maximum value of SAR (interpolated) = 0.311 W/kg

Zoom Scan (5x5x7)/Cube 0: Measurement grid: dx=8mm, dy=8mm, dz=5mm
Reference Value = 10.98 V/m; Power Drift = -0.02 dB
Peak SAR (extrapolated) = 0.414 W/kg
SAR(1 g) = 0.264 W/kg; SAR(10 g) = 0.158 W/kg
Maximum value of SAR (measured) = 0.286 W/kg

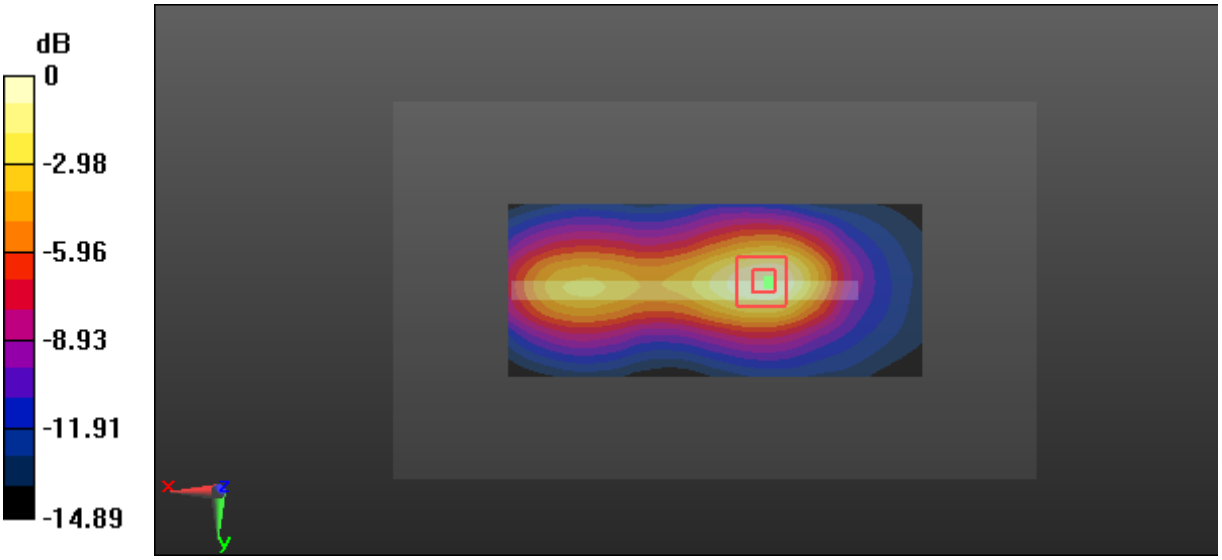

0 dB = 0.286 W/kg = -5.44 dBW/kg

Test Plot 65#: LTE Band 4_Body Bottom_Middle Channel_1RB

DUT: Mobile Phone; Type: HY3-3991; Serial: 17012200721

Communication System: Generic LTE; Frequency: 1732.5 MHz;Duty Cycle: 1:1
Medium parameters used: 1732.5 MHz; σ = 1.527 S/m; ε_r = 52.833; ρ = 1000 kg/m^3 ;
Phantom section: Left Section

DASY5 Configuration:

- Probe: EX3DV4 - SN7431; ConvF(8.24, 8.24, 8.24); Calibrated: 2016/10/4;
- Sensor-Surface: 1.4mm (Mechanical Surface Detection)
- Electronics: DAE3 Sn379; Calibrated: 2016/10/4
- Phantom: Triple Flat Phantom 5.1C; Type: QD 000 P51 CA; Serial: 1130
- Measurement SW: DASY52, Version 52.8 (8);

Area Scan (51x71x1): Interpolated grid: dx=1.500 mm, dy=1.500 mm
Maximum value of SAR (interpolated) = 0.728 W/kg

Zoom Scan (5x5x7)/Cube 0: Measurement grid: dx=8mm, dy=8mm, dz=5mm
Reference Value = 22.00 V/m; Power Drift = 0.03 dB
Peak SAR (extrapolated) = 1.08 W/kg
SAR(1 g) = 0.676 W/kg; SAR(10 g) = 0.382 W/kg
Maximum value of SAR (measured) = 0.766 W/kg

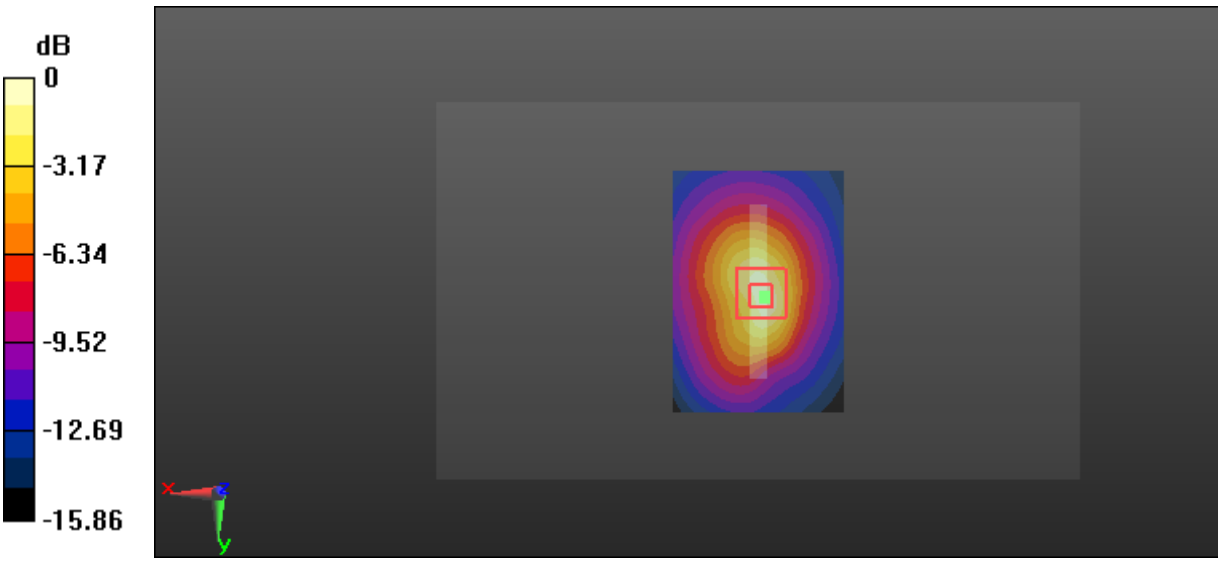

0 dB = 0.766 W/kg = -1.16 dBW/kg

Test Plot 66#: LTE Band 4_Body Bottom_Middle Channel_50%RB

DUT: Mobile Phone; Type: HY3-3991; Serial: 17012200721

Communication System: Generic LTE; Frequency: 1732.5 MHz;Duty Cycle: 1:1
Medium parameters used: 1732.5 MHz; σ = 1.527 S/m; ε_r = 52.833; ρ = 1000 kg/m^3 ;
Phantom section: Left Section

DASY5 Configuration:

- Probe: EX3DV4 - SN7431; ConvF(8.24, 8.24, 8.24); Calibrated: 2016/10/4;
- Sensor-Surface: 1.4mm (Mechanical Surface Detection)
- Electronics: DAE3 Sn379; Calibrated: 2016/10/4
- Phantom: Triple Flat Phantom 5.1C; Type: QD 000 P51 CA; Serial: 1130
- Measurement SW: DASY52, Version 52.8 (8);

Area Scan (51x71x1): Interpolated grid: dx=1.500 mm, dy=1.500 mm
Maximum value of SAR (interpolated) = 0.576 W/kg

Zoom Scan (5x5x7)/Cube 0: Measurement grid: dx=8mm, dy=8mm, dz=5mm
Reference Value = 19.60 V/m; Power Drift = 0.02 dB
Peak SAR (extrapolated) = 0.841 W/kg
SAR(1 g) = 0.529 W/kg; SAR(10 g) = 0.299 W/kg
Maximum value of SAR (measured) = 0.599 W/kg

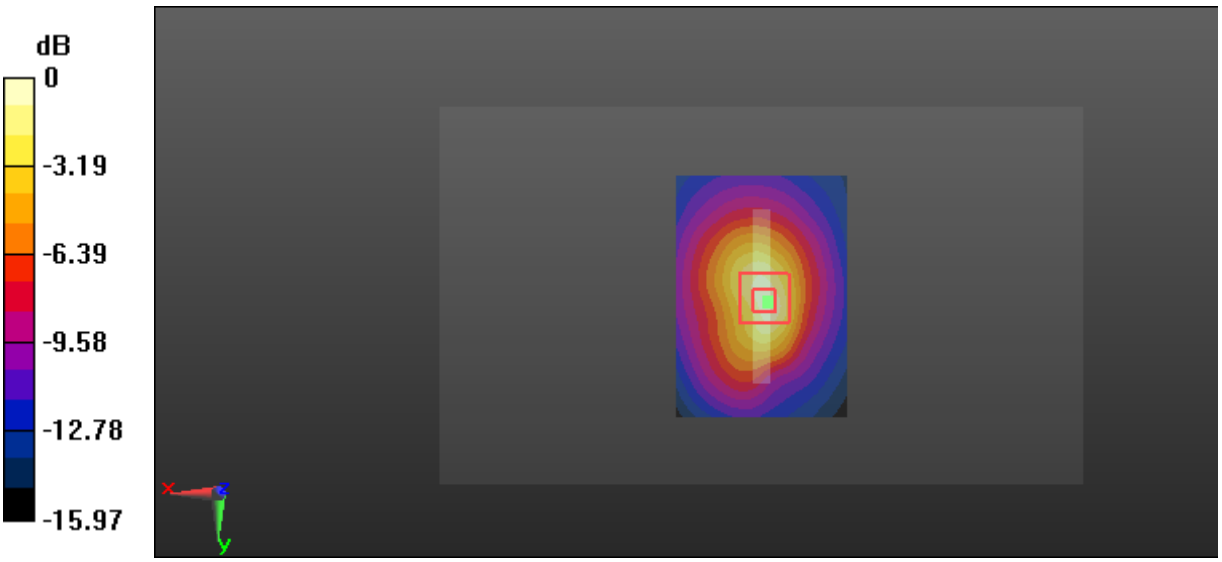

0 dB = 0.599 W/kg = -2.23 dBW/kg

Test Plot 67#: LTE Band 7_Head Left Cheek_Middle Channel_1RB

DUT: Mobile Phone; Type: HY3-3991; Serial: 17012200721

Communication System: Generic LTE; Frequency: 2535 MHz;Duty Cycle: 1:1
Medium parameters used: 2535 MHz; σ = 1.927 S/m; ε_r = 37.968; ρ = 1000 kg/m^3 ;
Phantom section: Left Section

DASY5 Configuration:

- Probe: EX3DV4 - SN7431; ConvF(7.44, 7.44, 7.44); Calibrated: 2016/10/4;
- Sensor-Surface: 1.4mm (Mechanical Surface Detection)
- Electronics: DAE3 Sn379; Calibrated: 2016/10/4
- Phantom: SAM1; Type: QD000P40CC; Serial: TP:1412
- Measurement SW: DASY52, Version 52.8 (8);

Area Scan (71x121x1): Interpolated grid: dx=1.500 mm, dy=1.500 mm
Maximum value of SAR (interpolated) = 0.272 W/kg

Zoom Scan (6x6x5)/Cube 0: Measurement grid: dx=5mm, dy=5mm, dz=5mm
Reference Value = 5.511 V/m; Power Drift = -0.05 dB
Peak SAR (extrapolated) = 0.384 W/kg
SAR(1 g) = 0.236 W/kg; SAR(10 g) = 0.150 W/kg
Maximum value of SAR (measured) = 0.325 W/kg



0 dB = 0.325 W/kg = -4.88 dBW/kg

Test Plot 68#: LTE Band 7_Head Left Cheek_Middle Channel_50%RB

DUT: Mobile Phone; Type: HY3-3991; Serial: 17012200721

Communication System: Generic LTE; Frequency: 2535 MHz;Duty Cycle: 1:1
Medium parameters used: 2535 MHz; σ = 1.927 S/m; ε_r = 37.968; ρ = 1000 kg/m^3 ;
Phantom section: Left Section

DASY5 Configuration:

- Probe: EX3DV4 - SN7431; ConvF(7.44, 7.44, 7.44); Calibrated: 2016/10/4;
- Sensor-Surface: 1.4mm (Mechanical Surface Detection)
- Electronics: DAE3 Sn379; Calibrated: 2016/10/4
- Phantom: SAM1; Type: QD000P40CC; Serial: TP:1412
- Measurement SW: DASY52, Version 52.8 (8);

Area Scan (71x121x1): Interpolated grid: dx=1.500 mm, dy=1.500 mm
Maximum value of SAR (interpolated) = 0.231 W/kg

Zoom Scan (6x6x5)/Cube 0: Measurement grid: dx=5mm, dy=5mm, dz=5mm
Reference Value = 5.600 V/m; Power Drift = -0.16 dB
Peak SAR (extrapolated) = 0.317 W/kg
SAR(1 g) = 0.202 W/kg; SAR(10 g) = 0.131 W/kg
Maximum value of SAR (measured) = 0.271 W/kg



0 dB = 0.271 W/kg = -5.67 dBW/kg

Test Plot 69#: LTE Band 7_Head Left Tilt_Middle Channel_1RB

DUT: Mobile Phone; Type: HY3-3991; Serial: 17012200721

Communication System: Generic LTE; Frequency: 2535 MHz;Duty Cycle: 1:1
Medium parameters used: 2535 MHz; σ = 1.927 S/m; ε_r = 37.968; ρ = 1000 kg/m^3 ;
Phantom section: Left Section

DASY5 Configuration:

- Probe: EX3DV4 - SN7431; ConvF(7.44, 7.44, 7.44); Calibrated: 2016/10/4;
- Sensor-Surface: 1.4mm (Mechanical Surface Detection)
- Electronics: DAE3 Sn379; Calibrated: 2016/10/4
- Phantom: SAM1; Type: QD000P40CC; Serial: TP:1412
- Measurement SW: DASY52, Version 52.8 (8);

Area Scan (71x121x1): Interpolated grid: dx=1.500 mm, dy=1.500 mm
Maximum value of SAR (interpolated) = 0.198 W/kg

Zoom Scan (6x6x5)/Cube 0: Measurement grid: dx=5mm, dy=5mm, dz=5mm
Reference Value = 6.523 V/m; Power Drift = -0.02 dB
Peak SAR (extrapolated) = 0.323 W/kg
SAR(1 g) = 0.186 W/kg; SAR(10 g) = 0.109 W/kg
Maximum value of SAR (measured) = 0.262 W/kg



0 dB = 0.262 W/kg = -5.82 dBW/kg

Test Plot 70#: LTE Band 7_Head Left Tilt_Middle Channel_50%RB

DUT: Mobile Phone; Type: HY3-3991; Serial: 17012200721

Communication System: Generic LTE; Frequency: 2535 MHz;Duty Cycle: 1:1
Medium parameters used: 2535 MHz; σ = 1.927 S/m; ε_r = 37.968; ρ = 1000 kg/m^3 ;
Phantom section: Left Section

DASY5 Configuration:

- Probe: EX3DV4 - SN7431; ConvF(7.44, 7.44, 7.44); Calibrated: 2016/10/4;
- Sensor-Surface: 1.4mm (Mechanical Surface Detection)
- Electronics: DAE3 Sn379; Calibrated: 2016/10/4
- Phantom: SAM1; Type: QD000P40CC; Serial: TP:1412
- Measurement SW: DASY52, Version 52.8 (8);

Area Scan (71x121x1): Interpolated grid: dx=1.500 mm, dy=1.500 mm
Maximum value of SAR (interpolated) = 0.158 W/kg

Zoom Scan (6x6x5)/Cube 0: Measurement grid: dx=5mm, dy=5mm, dz=5mm
Reference Value = 6.121 V/m; Power Drift = 0.04 dB
Peak SAR (extrapolated) = 0.268 W/kg
SAR(1 g) = 0.154 W/kg; SAR(10 g) = 0.092 W/kg
Maximum value of SAR (measured) = 0.215 W/kg

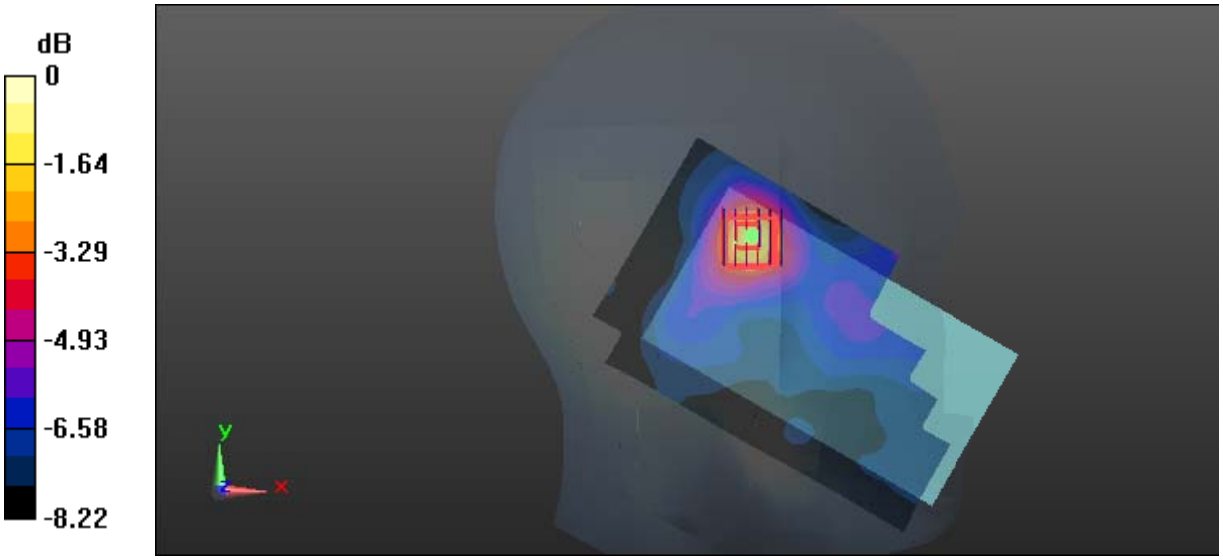

0 dB = 0.215 W/kg = -6.68 dBW/kg

Test Plot 71#: LTE Band 7_Head Right Cheek_Middle Channel_1RB

DUT: Mobile Phone; Type: HY3-3991; Serial: 17012200721

Communication System: Generic LTE; Frequency: 2535 MHz;Duty Cycle: 1:1
Medium parameters used: 2535 MHz; σ = 1.927 S/m; ε_r = 37.968; ρ = 1000 kg/m^3 ;
Phantom section: Right Section

DASY5 Configuration:

- Probe: EX3DV4 - SN7431; ConvF(7.44, 7.44, 7.44); Calibrated: 2016/10/4;
- Sensor-Surface: 1.4mm (Mechanical Surface Detection)
- Electronics: DAE3 Sn379; Calibrated: 2016/10/4
- Phantom: SAM1; Type: QD000P40CC; Serial: TP:1412
- Measurement SW: DASY52, Version 52.8 (8);

Area Scan (71x121x1): Interpolated grid: dx=1.500 mm, dy=1.500 mm
Maximum value of SAR (interpolated) = 0.656 W/kg

Zoom Scan (6x6x5)/Cube 0: Measurement grid: dx=5mm, dy=5mm, dz=5mm
Reference Value = 5.319 V/m; Power Drift = 0.08 dB
Peak SAR (extrapolated) = 0.868 W/kg
SAR(1 g) = 0.491 W/kg; SAR(10 g) = 0.281 W/kg
Maximum value of SAR (measured) = 0.716 W/kg



0 dB = 0.716 W/kg = -1.45 dBW/kg

Test Plot 72#: LTE Band 7_Head Right Cheek_Middle Channel_50%RB

DUT: Mobile Phone; Type: HY3-3991; Serial: 17012200721

Communication System: Generic LTE; Frequency: 2535 MHz;Duty Cycle: 1:1
Medium parameters used: 2535 MHz; σ = 1.927 S/m; ε_r = 37.968; ρ = 1000 kg/m^3 ;
Phantom section: Right Section

DASY5 Configuration:

- Probe: EX3DV4 - SN7431; ConvF(7.44, 7.44, 7.44); Calibrated: 2016/10/4;
- Sensor-Surface: 1.4mm (Mechanical Surface Detection)
- Electronics: DAE3 Sn379; Calibrated: 2016/10/4
- Phantom: SAM1; Type: QD000P40CC; Serial: TP:1412
- Measurement SW: DASY52, Version 52.8 (8);

Area Scan (71x121x1): Interpolated grid: dx=1.500 mm, dy=1.500 mm
Maximum value of SAR (interpolated) = 0.532 W/kg

Zoom Scan (6x6x5)/Cube 0: Measurement grid: dx=5mm, dy=5mm, dz=5mm
Reference Value = 5.334 V/m; Power Drift = -0.14 dB
Peak SAR (extrapolated) = 0.701 W/kg
SAR(1 g) = 0.404 W/kg; SAR(10 g) = 0.233 W/kg
Maximum value of SAR (measured) = 0.581 W/kg



0 dB = 0.581 W/kg = -2.36 dBW/kg

Test Plot 73#: LTE Band 7_Head Right Tilt_Middle Channel_1RB

DUT: Mobile Phone; Type: HY3-3991; Serial: 17012200721

Communication System: Generic LTE; Frequency: 2535 MHz;Duty Cycle: 1:1
Medium parameters used: 2535 MHz; σ = 1.927 S/m; ε_r = 37.968; ρ = 1000 kg/m^3 ;
Phantom section: Right Section

DASY5 Configuration:

- Probe: EX3DV4 - SN7431; ConvF(7.44, 7.44, 7.44); Calibrated: 2016/10/4;
- Sensor-Surface: 1.4mm (Mechanical Surface Detection)
- Electronics: DAE3 Sn379; Calibrated: 2016/10/4
- Phantom: SAM1; Type: QD000P40CC; Serial: TP:1412
- Measurement SW: DASY52, Version 52.8 (8);

Area Scan (71x121x1): Interpolated grid: dx=1.500 mm, dy=1.500 mm
Maximum value of SAR (interpolated) = 0.169 W/kg

Zoom Scan (6x6x5)/Cube 0: Measurement grid: dx=5mm, dy=5mm, dz=5mm
Reference Value = 7.276 V/m; Power Drift = 0.10 dB
Peak SAR (extrapolated) = 0.242 W/kg
SAR(1 g) = 0.149 W/kg; SAR(10 g) = 0.094 W/kg
Maximum value of SAR (measured) = 0.205 W/kg

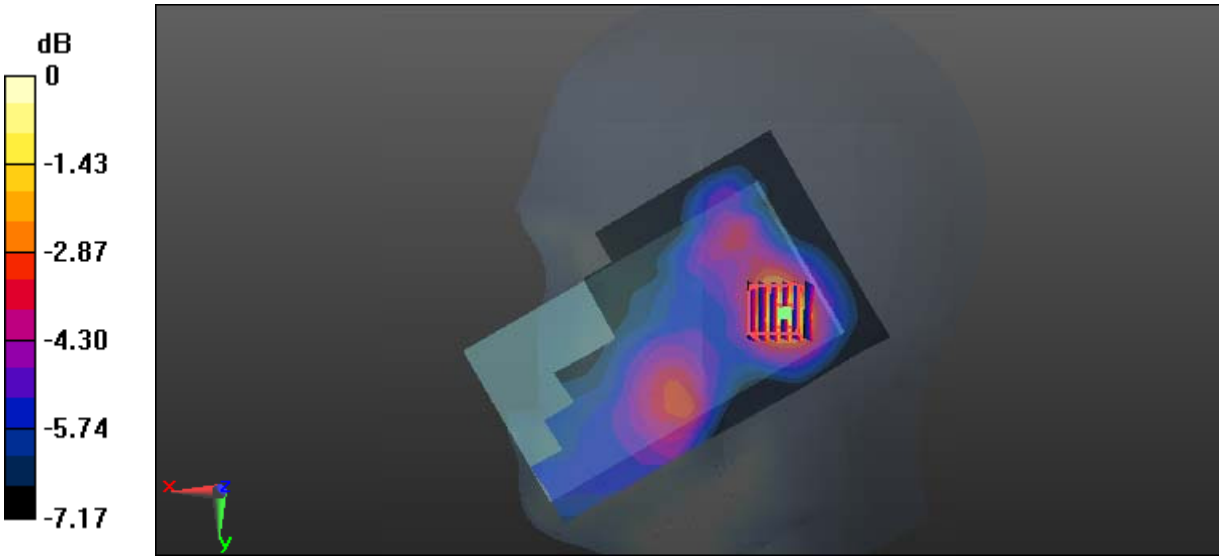

0 dB = 0.205 W/kg = -6.88 dBW/kg

Test Plot 74#: LTE Band 7_Head Right Tilt_Middle Channel_50%RB

DUT: Mobile Phone; Type: HY3-3991; Serial: 17012200721

Communication System: Generic LTE; Frequency: 2535 MHz;Duty Cycle: 1:1
Medium parameters used: 2535 MHz; σ = 1.927 S/m; ε_r = 37.968; ρ = 1000 kg/m^3 ;
Phantom section: Right Section

DASY5 Configuration:

- Probe: EX3DV4 - SN7431; ConvF(7.44, 7.44, 7.44); Calibrated: 2016/10/4;
- Sensor-Surface: 1.4mm (Mechanical Surface Detection)
- Electronics: DAE3 Sn379; Calibrated: 2016/10/4
- Phantom: SAM1; Type: QD000P40CC; Serial: TP:1412
- Measurement SW: DASY52, Version 52.8 (8);

Area Scan (71x121x1): Interpolated grid: dx=1.500 mm, dy=1.500 mm
Maximum value of SAR (interpolated) = 0.138 W/kg

Zoom Scan (6x6x5)/Cube 0: Measurement grid: dx=5mm, dy=5mm, dz=5mm
Reference Value = 6.526 V/m; Power Drift = 0.04 dB
Peak SAR (extrapolated) = 0.196 W/kg
SAR(1 g) = 0.123 W/kg; SAR(10 g) = 0.081 W/kg
Maximum value of SAR (measured) = 0.168 W/kg

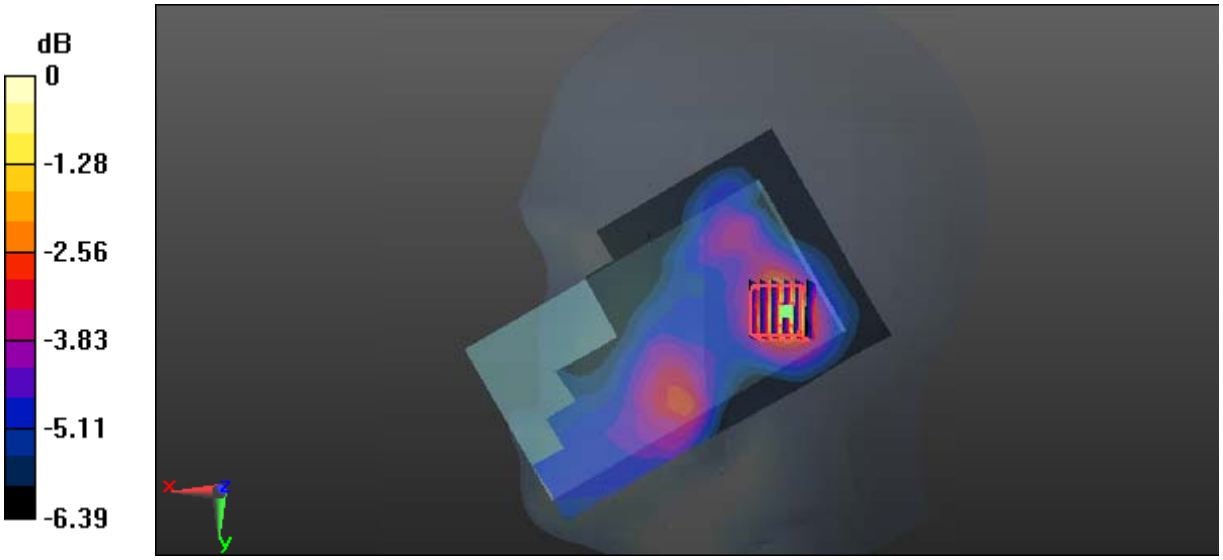

0 dB = 0.168 W/kg = -7.75 dBW/kg

Test Plot 75#: LTE Band 7_Body Back_Middle Channel_1RB

DUT: Mobile Phone; Type: HY3-3991; Serial: 17012200721

Communication System: Generic LTE; Frequency: 2535 MHz;Duty Cycle: 1:1
Medium parameters used: 2535 MHz; σ = 2.103 S/m; ε_r = 51.359; ρ = 1000 kg/m^3 ;
Phantom section: Center Section

DASY5 Configuration:

- Probe: EX3DV4 - SN7431; ConvF(7.47, 7.47, 7.47); Calibrated: 2016/10/4;
- Sensor-Surface: 1.4mm (Mechanical Surface Detection)
- Electronics: DAE3 Sn379; Calibrated: 2016/10/4
- Phantom: Triple Flat Phantom 5.1C; Type: QD 000 P51 CA; Serial: 1130
- Measurement SW: DASY52, Version 52.8 (8);

Area Scan (121x71x1): Interpolated grid: dx=1.500 mm, dy=1.500 mm
Maximum value of SAR (interpolated) = 0.238 W/kg

Zoom Scan (5x5x7)/Cube 0: Measurement grid: dx=8mm, dy=8mm, dz=5mm
Reference Value = 6.972 V/m; Power Drift = 0.07 dB
Peak SAR (extrapolated) = 0.437 W/kg
SAR(1 g) = 0.217 W/kg; SAR(10 g) = 0.115 W/kg
Maximum value of SAR (measured) = 0.226 W/kg

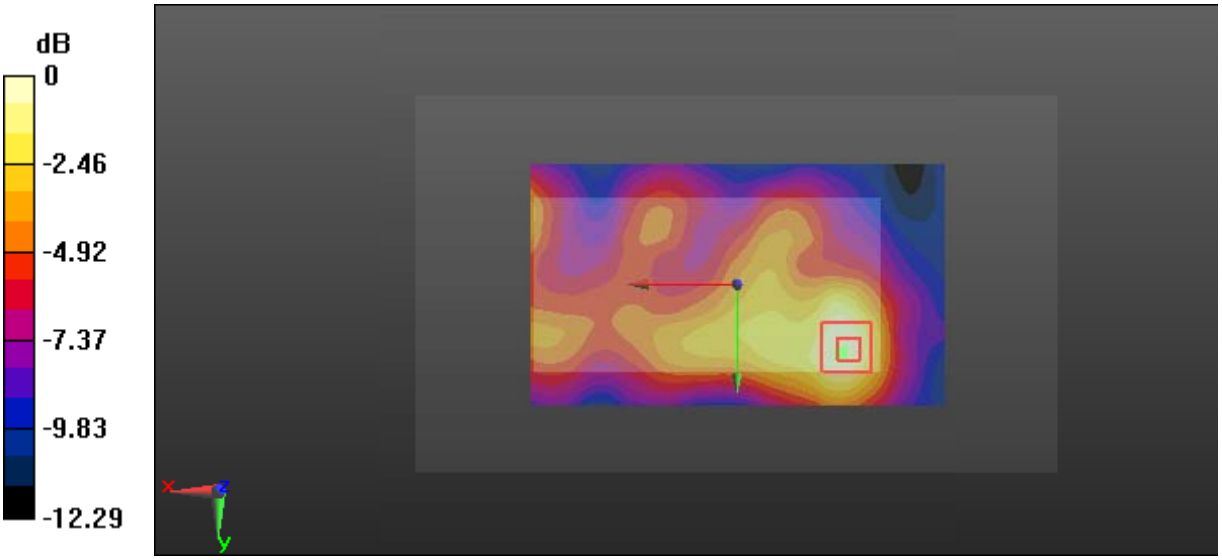

0 dB = 0.226 W/kg = -6.46 dBW/kg

Test Plot 76#: LTE Band 7_Body Back_Middle Channel_50%RB

DUT: Mobile Phone; Type: HY3-3991; Serial: 17012200721

Communication System: Generic LTE; Frequency: 2535 MHz;Duty Cycle: 1:1
Medium parameters used: 2535 MHz; σ = 2.103 S/m; ε_r = 51.359; ρ = 1000 kg/m^3 ;
Phantom section: Center Section

DASY5 Configuration:

- Probe: EX3DV4 - SN7431; ConvF(7.47, 7.47, 7.47); Calibrated: 2016/10/4;
- Sensor-Surface: 1.4mm (Mechanical Surface Detection)
- Electronics: DAE3 Sn379; Calibrated: 2016/10/4
- Phantom: Triple Flat Phantom 5.1C; Type: QD 000 P51 CA; Serial: 1130
- Measurement SW: DASY52, Version 52.8 (8);

Area Scan (121x71x1): Interpolated grid: dx=1.500 mm, dy=1.500 mm
Maximum value of SAR (interpolated) = 0.190 W/kg

Zoom Scan (5x5x7)/Cube 0: Measurement grid: dx=8mm, dy=8mm, dz=5mm
Reference Value = 5.983 V/m; Power Drift = 0.04 dB
Peak SAR (extrapolated) = 0.366 W/kg
SAR(1 g) = 0.178 W/kg; SAR(10 g) = 0.096 W/kg
Maximum value of SAR (measured) = 0.184 W/kg

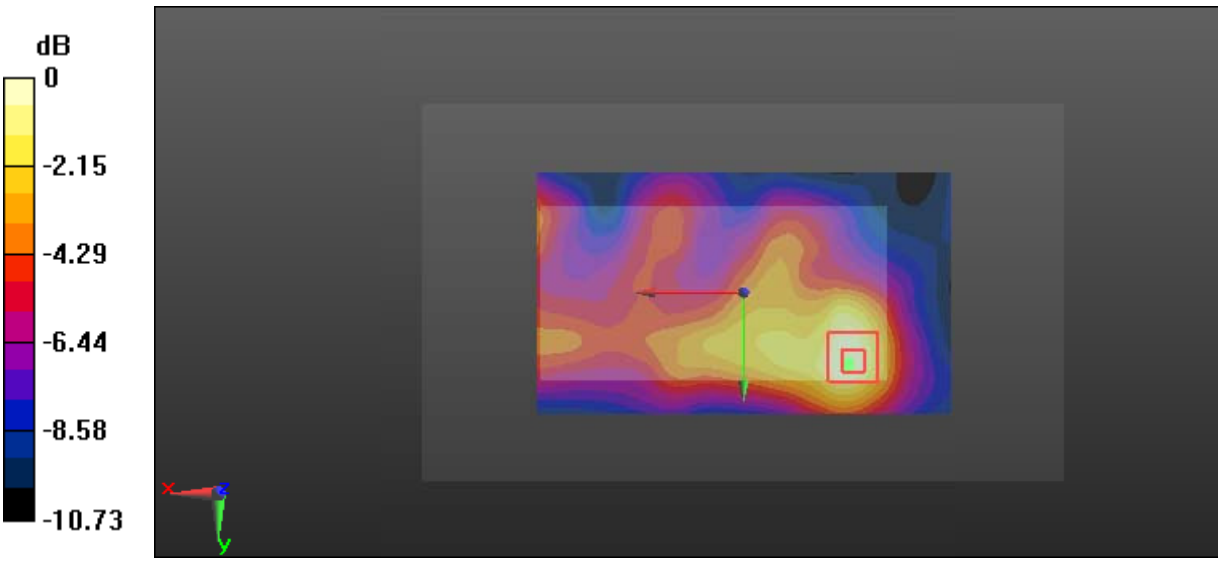

0 dB = 0.184 W/kg = -7.35 dBW/kg

Test Plot 77#: LTE Band 7_Body Left_Middle Channel_1RB

DUT: Mobile Phone; Type: HY3-3991; Serial: 17012200721

Communication System: Generic LTE; Frequency: 2535 MHz;Duty Cycle: 1:1
Medium parameters used: 2535 MHz; σ = 2.103 S/m; ε_r = 51.359; ρ = 1000 kg/m^3 ;
Phantom section: Center Section

DASY5 Configuration:

- Probe: EX3DV4 - SN7431; ConvF(7.47, 7.47, 7.47); Calibrated: 2016/10/4;
- Sensor-Surface: 1.4mm (Mechanical Surface Detection)
- Electronics: DAE3 Sn379; Calibrated: 2016/10/4
- Phantom: Triple Flat Phantom 5.1C; Type: QD 000 P51 CA; Serial: 1130
- Measurement SW: DASY52, Version 52.8 (8);

Area Scan (121x51x1): Interpolated grid: dx=1.500 mm, dy=1.500 mm
Maximum value of SAR (interpolated) = 0.0777 W/kg

Zoom Scan (5x5x7)/Cube 0: Measurement grid: dx=8mm, dy=8mm, dz=5mm
Reference Value = 3.246 V/m; Power Drift = 0.18 dB
Peak SAR (extrapolated) = 0.110 W/kg
SAR(1 g) = 0.058 W/kg; SAR(10 g) = 0.030 W/kg
Maximum value of SAR (measured) = 0.0640 W/kg

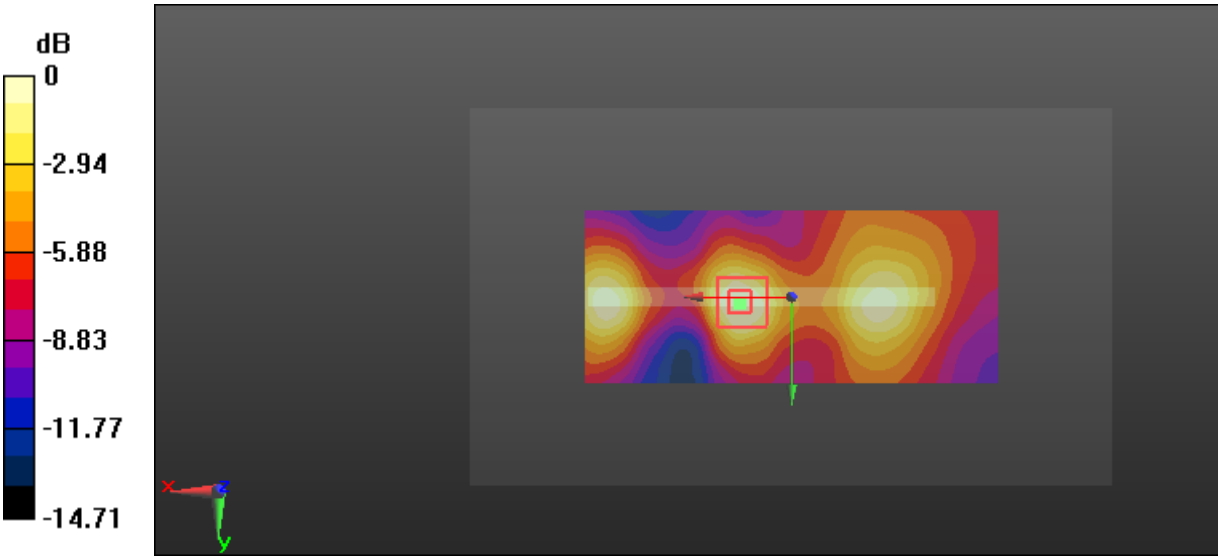

0 dB = 0.0640 W/kg = -11.94 dBW/kg

Test Plot 78#: LTE Band 7_Body Left_Middle Channel_50%RB

DUT: Mobile Phone; Type: HY3-3991; Serial: 17012200721

Communication System: Generic LTE; Frequency: 2535 MHz;Duty Cycle: 1:1
Medium parameters used: 2535 MHz; σ = 2.103 S/m; ε_r = 51.359; ρ = 1000 kg/m^3 ;
Phantom section: Center Section

DASY5 Configuration:

- Probe: EX3DV4 - SN7431; ConvF(7.47, 7.47, 7.47); Calibrated: 2016/10/4;
- Sensor-Surface: 1.4mm (Mechanical Surface Detection)
- Electronics: DAE3 Sn379; Calibrated: 2016/10/4
- Phantom: Triple Flat Phantom 5.1C; Type: QD 000 P51 CA; Serial: 1130
- Measurement SW: DASY52, Version 52.8 (8);

Area Scan (121x51x1): Interpolated grid: dx=1.500 mm, dy=1.500 mm
Maximum value of SAR (interpolated) = 0.0511 W/kg

Zoom Scan (5x5x7)/Cube 0: Measurement grid: dx=8mm, dy=8mm, dz=5mm
Reference Value = 3.010 V/m; Power Drift = 0.12 dB
Peak SAR (extrapolated) = 0.0880 W/kg
SAR(1 g) = 0.047 W/kg; SAR(10 g) = 0.025 W/kg
Maximum value of SAR (measured) = 0.0520 W/kg

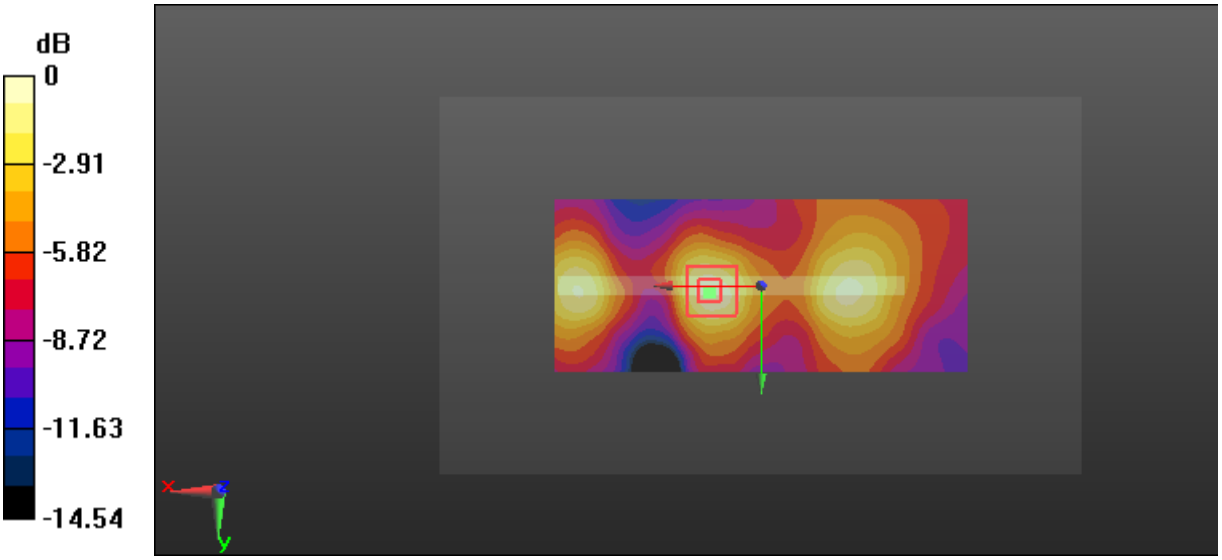

0 dB = 0.0520 W/kg = -12.84 dBW/kg

Test Plot 79#: LTE Band 7_Body Right_Middle Channel_1RB

DUT: Mobile Phone; Type: HY3-3991; Serial: 17012200721

Communication System: Generic LTE; Frequency: 2535 MHz;Duty Cycle: 1:1
Medium parameters used: 2535 MHz; σ = 2.103 S/m; ε_r = 51.359; ρ = 1000 kg/m^3 ;
Phantom section: Center Section

DASY5 Configuration:

- Probe: EX3DV4 - SN7431; ConvF(7.47, 7.47, 7.47); Calibrated: 2016/10/4;
- Sensor-Surface: 1.4mm (Mechanical Surface Detection)
- Electronics: DAE3 Sn379; Calibrated: 2016/10/4
- Phantom: Triple Flat Phantom 5.1C; Type: QD 000 P51 CA; Serial: 1130
- Measurement SW: DASY52, Version 52.8 (8);

Area Scan (121x51x1): Interpolated grid: dx=1.500 mm, dy=1.500 mm
Maximum value of SAR (interpolated) = 0.460 W/kg

Zoom Scan (5x5x7)/Cube 0: Measurement grid: dx=8mm, dy=8mm, dz=5mm
Reference Value = 11.62 V/m; Power Drift = -0.02 dB
Peak SAR (extrapolated) = 0.851 W/kg
SAR(1 g) = 0.427 W/kg; SAR(10 g) = 0.214 W/kg
Maximum value of SAR (measured) = 0.475 W/kg



0 dB = 0.475 W/kg = -3.23 dBW/kg

Test Plot 80#: LTE Band 7_Body Right_Middle Channel_50%RB

DUT: Mobile Phone; Type: HY3-3991; Serial: 17012200721

Communication System: Generic LTE; Frequency: 2535 MHz;Duty Cycle: 1:1
Medium parameters used: 2535 MHz; σ = 2.103 S/m; ε_r = 51.359; ρ = 1000 kg/m^3 ;
Phantom section: Center Section

DASY5 Configuration:

- Probe: EX3DV4 - SN7431; ConvF(7.47, 7.47, 7.47); Calibrated: 2016/10/4;
- Sensor-Surface: 1.4mm (Mechanical Surface Detection)
- Electronics: DAE3 Sn379; Calibrated: 2016/10/4
- Phantom: Triple Flat Phantom 5.1C; Type: QD 000 P51 CA; Serial: 1130
- Measurement SW: DASY52, Version 52.8 (8);

Area Scan (121x51x1): Interpolated grid: dx=1.500 mm, dy=1.500 mm
Maximum value of SAR (interpolated) = 0.366 W/kg

Zoom Scan (5x5x7)/Cube 0: Measurement grid: dx=8mm, dy=8mm, dz=5mm
Reference Value = 10.58 V/m; Power Drift = 0.02 dB
Peak SAR (extrapolated) = 0.669 W/kg
SAR(1 g) = 0.337 W/kg; SAR(10 g) = 0.170 W/kg
Maximum value of SAR (measured) = 0.375 W/kg

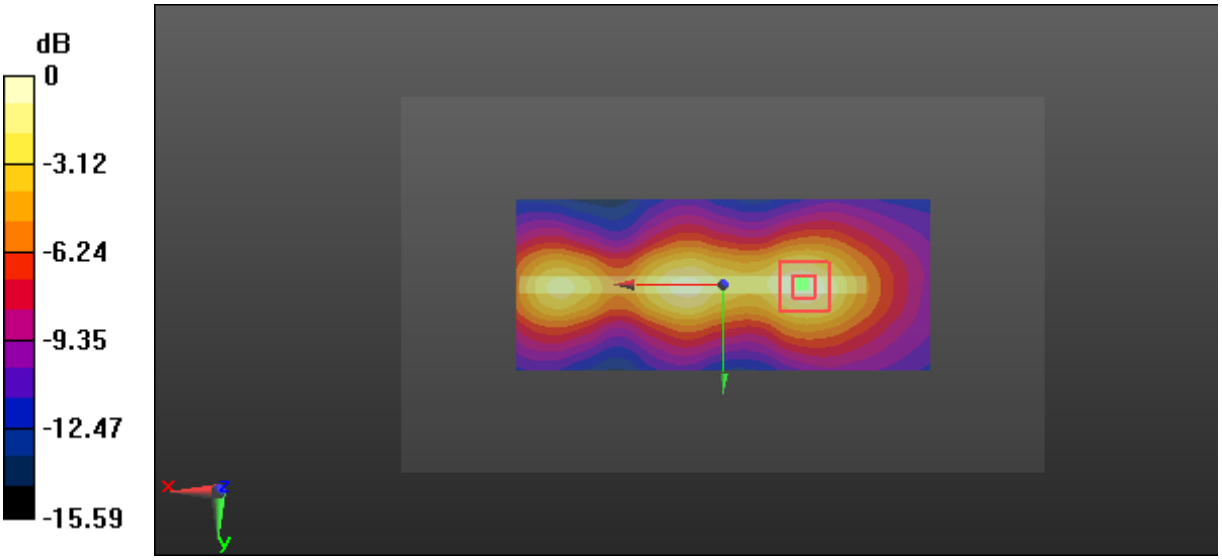

0 dB = 0.375 W/kg = -4.26 dBW/kg

Test Plot 81#: LTE Band 7_Body Bottom_Middle Channel_1RB

DUT: Mobile Phone; Type: HY3-3991; Serial: 17012200721

Communication System: Generic LTE; Frequency: 2535 MHz;Duty Cycle: 1:1
Medium parameters used: 2535 MHz; σ = 2.103 S/m; ε_r = 51.359; ρ = 1000 kg/m^3 ;
Phantom section: Center Section

DASY5 Configuration:

- Probe: EX3DV4 - SN7431; ConvF(7.47, 7.47, 7.47); Calibrated: 2016/10/4;
- Sensor-Surface: 1.4mm (Mechanical Surface Detection)
- Electronics: DAE3 Sn379; Calibrated: 2016/10/4
- Phantom: Triple Flat Phantom 5.1C; Type: QD 000 P51 CA; Serial: 1130
- Measurement SW: DASY52, Version 52.8 (8);

Area Scan (51x71x1): Interpolated grid: dx=1.500 mm, dy=1.500 mm
Maximum value of SAR (interpolated) = 0.746 W/kg

Zoom Scan (5x5x7)/Cube 0: Measurement grid: dx=8mm, dy=8mm, dz=5mm
Reference Value = 11.43 V/m; Power Drift = -0.06 dB
Peak SAR (extrapolated) = 1.31 W/kg
SAR(1 g) = 0.593 W/kg; SAR(10 g) = 0.258 W/kg
Maximum value of SAR (measured) = 0.666 W/kg

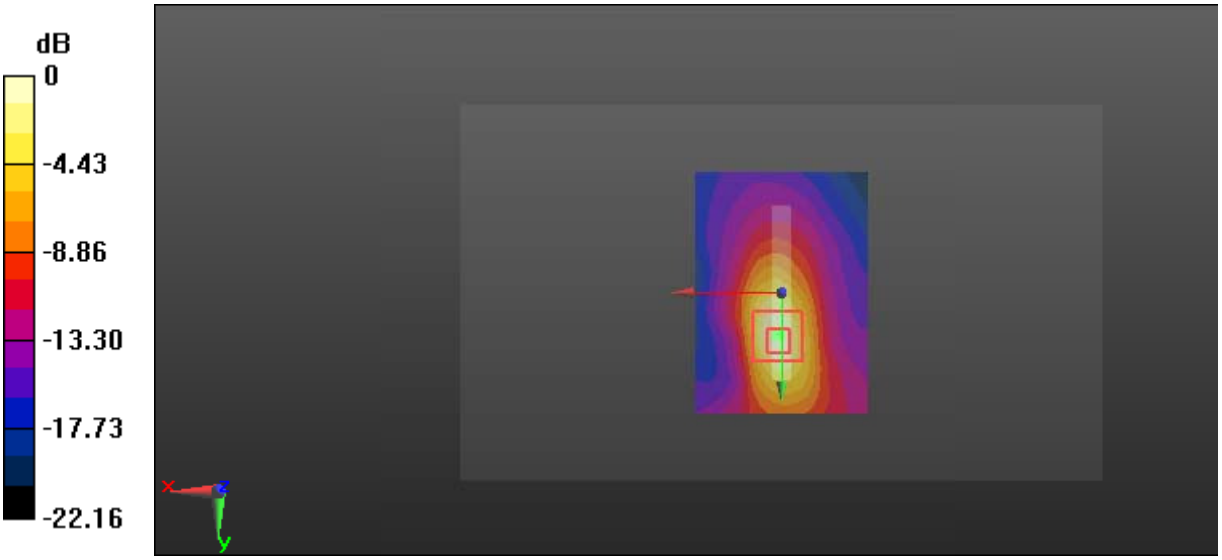

0 dB = 0.666 W/kg = -1.77 dBW/kg

Test Plot 82#: LTE Band 7_Body Bottom_Middle Channel_50%RB

DUT: Mobile Phone; Type: HY3-3991; Serial: 17012200721

Communication System: Generic LTE; Frequency: 2535 MHz;Duty Cycle: 1:1
Medium parameters used: 2535 MHz; σ = 2.103 S/m; ε_r = 51.359; ρ = 1000 kg/m^3 ;
Phantom section: Center Section

DASY5 Configuration:

- Probe: EX3DV4 - SN7431; ConvF(7.47, 7.47, 7.47); Calibrated: 2016/10/4;
- Sensor-Surface: 1.4mm (Mechanical Surface Detection)
- Electronics: DAE3 Sn379; Calibrated: 2016/10/4
- Phantom: Triple Flat Phantom 5.1C; Type: QD 000 P51 CA; Serial: 1130
- Measurement SW: DASY52, Version 52.8 (8);

Area Scan (51x71x1): Interpolated grid: dx=1.500 mm, dy=1.500 mm
Maximum value of SAR (interpolated) = 0.591 W/kg

Zoom Scan (5x5x7)/Cube 0: Measurement grid: dx=8mm, dy=8mm, dz=5mm
Reference Value = 10.01 V/m; Power Drift = -0.03 dB
Peak SAR (extrapolated) = 1.04 W/kg
SAR(1 g) = 0.467 W/kg; SAR(10 g) = 0.203 W/kg
Maximum value of SAR (measured) = 0.521 W/kg

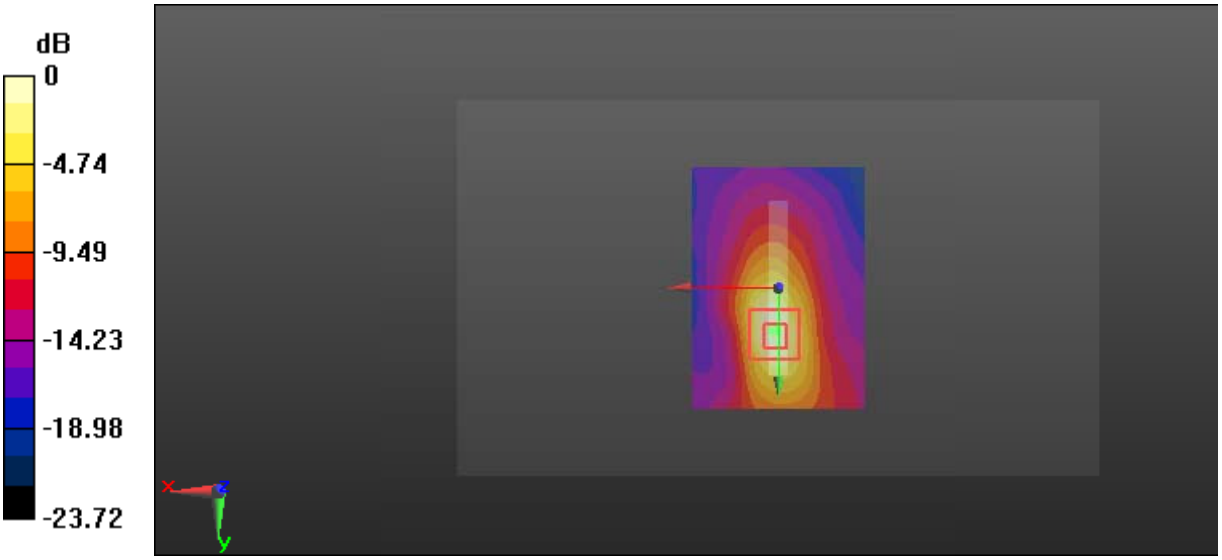

0 dB = 0.521 W/kg = -2.83 dBW/kg

Test Plot 83#: WLAN Mode B_Head Left Cheek_Middle Channel

DUT: Mobile Phone; Type: HY3-3991; Serial: 17012200721

Communication System: 802.11b; Frequency: 2437 MHz;Duty Cycle: 1:1
Medium parameters used: f = 2437 MHz; σ = 1.8 S/m; εr = 40.214; ρ = 1000 kg/m^3
Phantom section: Left Section

DASY5 Configuration:

- Probe: EX3DV4 - SN7431; ConvF(7.42, 7.42, 7.42); Calibrated: 2016/10/4;
- Sensor-Surface: 1.4mm (Mechanical Surface Detection)
- Electronics: DAE3 Sn379; Calibrated: 2016/10/4
- Phantom: SAM1; Type: QD000P40CC; Serial: TP:1412
- Measurement SW: DASY52, Version 52.8 (8);

Area Scan (71x121x1): Interpolated grid: dx=1.500 mm, dy=1.500 mm
Maximum value of SAR (interpolated) = 0.477 W/kg

Zoom Scan (6x6x5)/Cube 0: Measurement grid: dx=5mm, dy=5mm, dz=5mm
Reference Value = 13.14 V/m; Power Drift = -0.03 dB
Peak SAR (extrapolated) = 0.731 W/kg
SAR(1 g) = 0.382 W/kg; SAR(10 g) = 0.213 W/kg
Maximum value of SAR (measured) = 0.596 W/kg

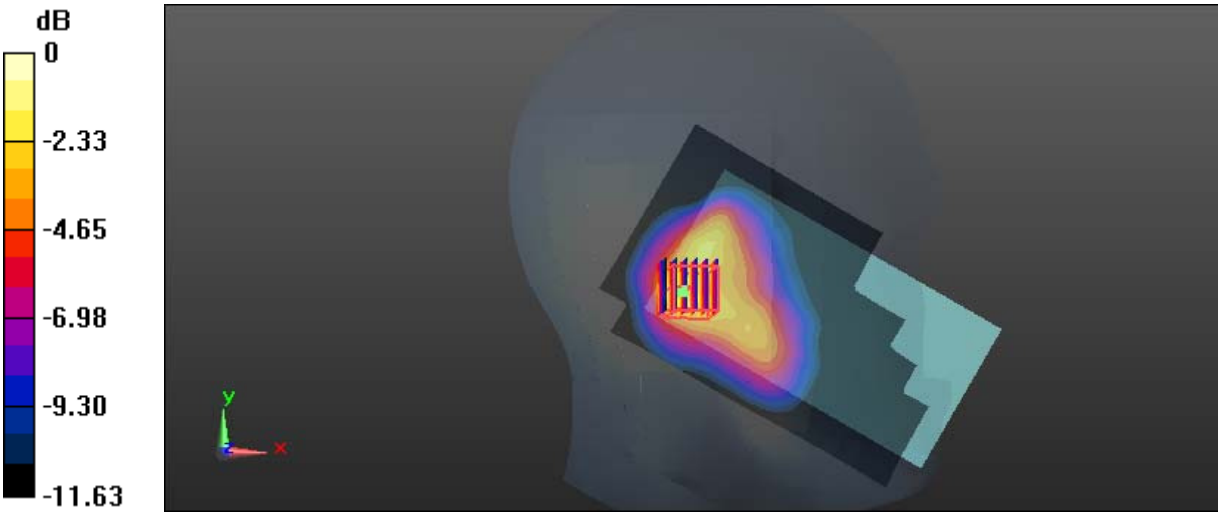

0 dB = 0.596 W/kg = -2.25 dBW/kg

Test Plot 84#: WLAN Mode B_Head Left Tilt_Middle Channel

DUT: Mobile Phone; Type: HY3-3991; Serial: 17012200721

Communication System: 802.11b; Frequency: 2437 MHz;Duty Cycle: 1:1
Medium parameters used: f = 2437 MHz; σ = 1.8 S/m; εr = 40.214; ρ = 1000 kg/m^3
Phantom section: Left Section

DASY5 Configuration:

- Probe: EX3DV4 - SN7431; ConvF(7.42, 7.42, 7.42); Calibrated: 2016/10/4;
- Sensor-Surface: 1.4mm (Mechanical Surface Detection)
- Electronics: DAE3 Sn379; Calibrated: 2016/10/4
- Phantom: SAM1; Type: QD000P40CC; Serial: TP:1412
- Measurement SW: DASY52, Version 52.8 (8);

Area Scan (71x121x1): Interpolated grid: dx=1.500 mm, dy=1.500 mm
Maximum value of SAR (interpolated) = 0.405 W/kg

Zoom Scan (6x6x5)/Cube 0: Measurement grid: dx=5mm, dy=5mm, dz=5mm
Reference Value = 13.20 V/m; Power Drift = 0.10 dB
Peak SAR (extrapolated) = 0.815 W/kg
SAR(1 g) = 0.330 W/kg; SAR(10 g) = 0.159 W/kg
Maximum value of SAR (measured) = 0.597 W/kg

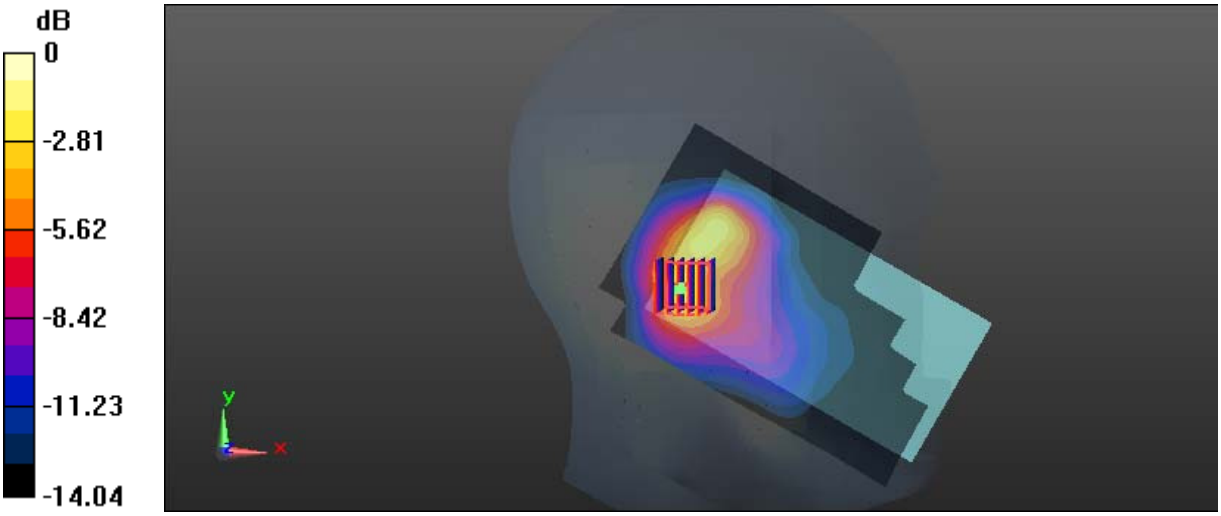

0 dB = 0.597 W/kg = -2.24 dBW/kg

Test Plot 85#: WLAN Mode B_Head Right Cheek_Middle Channel

DUT: Mobile Phone; Type: HY3-3991; Serial: 17012200721

Communication System: 802.11b; Frequency: 2437 MHz;Duty Cycle: 1:1
Medium parameters used: f = 2437 MHz; σ = 1.8 S/m; εr = 40.214; ρ = 1000 kg/m^3
Phantom section: Right Section

DASY5 Configuration:

- Probe: EX3DV4 - SN7431; ConvF(7.42, 7.42, 7.42); Calibrated: 2016/10/4;
- Sensor-Surface: 1.4mm (Mechanical Surface Detection)
- Electronics: DAE3 Sn379; Calibrated: 2016/10/4
- Phantom: SAM1; Type: QD000P40CC; Serial: TP:1412
- Measurement SW: DASY52, Version 52.8 (8);

Area Scan (71x121x1): Interpolated grid: dx=1.500 mm, dy=1.500 mm
Maximum value of SAR (interpolated) = 0.423 W/kg

Zoom Scan (6x6x5)/Cube 0: Measurement grid: dx=5mm, dy=5mm, dz=5mm
Reference Value = 6.817 V/m; Power Drift = 0.13 dB
Peak SAR (extrapolated) = 0.770 W/kg
SAR(1 g) = 0.372 W/kg; SAR(10 g) = 0.183 W/kg
Maximum value of SAR (measured) = 0.591 W/kg

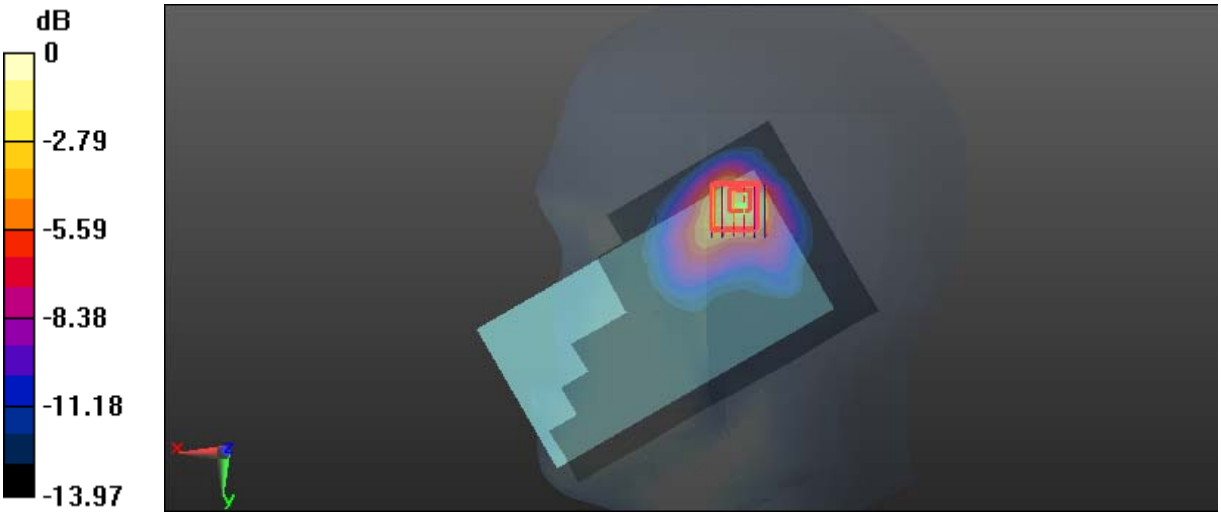

0 dB = 0.591 W/kg = -2.28 dBW/kg

Test Plot 86#: WLAN Mode B_Head Right Tilt_Middle Channel

DUT: Mobile Phone; Type: HY3-3991; Serial: 17012200721

Communication System: 802.11b; Frequency: 2437 MHz;Duty Cycle: 1:1
Medium parameters used: f = 2437 MHz; σ = 1.8 S/m; εr = 40.214; ρ = 1000 kg/m^3
Phantom section: Right Section

DASY5 Configuration:

- Probe: EX3DV4 - SN7431; ConvF(7.42, 7.42, 7.42); Calibrated: 2016/10/4;
- Sensor-Surface: 1.4mm (Mechanical Surface Detection)
- Electronics: DAE3 Sn379; Calibrated: 2016/10/4
- Phantom: SAM1; Type: QD000P40CC; Serial: TP:1412
- Measurement SW: DASY52, Version 52.8 (8);

Area Scan (71x121x1): Interpolated grid: dx=1.500 mm, dy=1.500 mm
Maximum value of SAR (interpolated) = 0.428 W/kg

Zoom Scan (6x6x5)/Cube 0: Measurement grid: dx=5mm, dy=5mm, dz=5mm
Reference Value = 8.447 V/m; Power Drift = -0.04 dB
Peak SAR (extrapolated) = 0.752 W/kg
SAR(1 g) = 0.350 W/kg; SAR(10 g) = 0.165 W/kg
Maximum value of SAR (measured) = 0.583 W/kg



0 dB = 0.583 W/kg = -2.34 dBW/kg

Test Plot 87#:WLAN Mode B_Body Back_Middle Channel

DUT: Mobile Phone; Type: HY3-3991; Serial: 17012200721

Communication System: 802.11b; Frequency: 2437 MHz;Duty Cycle: 1:1
Medium parameters used: f = 2437 MHz; σ = 1.955 S/m; εr = 54.401; ρ = 1000 kg/m^3
Phantom section: Center Section

DASY5 Configuration:

- Probe: EX3DV4 - SN7431; ConvF(7.56, 7.56, 7.56); Calibrated: 2016/10/4;
- Sensor-Surface: 1.4mm (Mechanical Surface Detection)
- Electronics: DAE3 Sn379; Calibrated: 2016/10/4
- Phantom: Triple Flat Phantom 5.1C; Type: QD 000 P51 CA; Serial: 1130
- Measurement SW: DASY52, Version 52.8 (8);

Area Scan (121x71x1): Interpolated grid: dx=1.500 mm, dy=1.500 mm
Maximum value of SAR (interpolated) = 0.280 W/kg

Zoom Scan (5x5x7)/Cube 0: Measurement grid: dx=8mm, dy=8mm, dz=5mm
Reference Value = 4.243 V/m; Power Drift = 0.02 dB
Peak SAR (extrapolated) = 0.623 W/kg
SAR(1 g) = 0.273 W/kg; SAR(10 g) = 0.123 W/kg
Maximum value of SAR (measured) = 0.277 W/kg

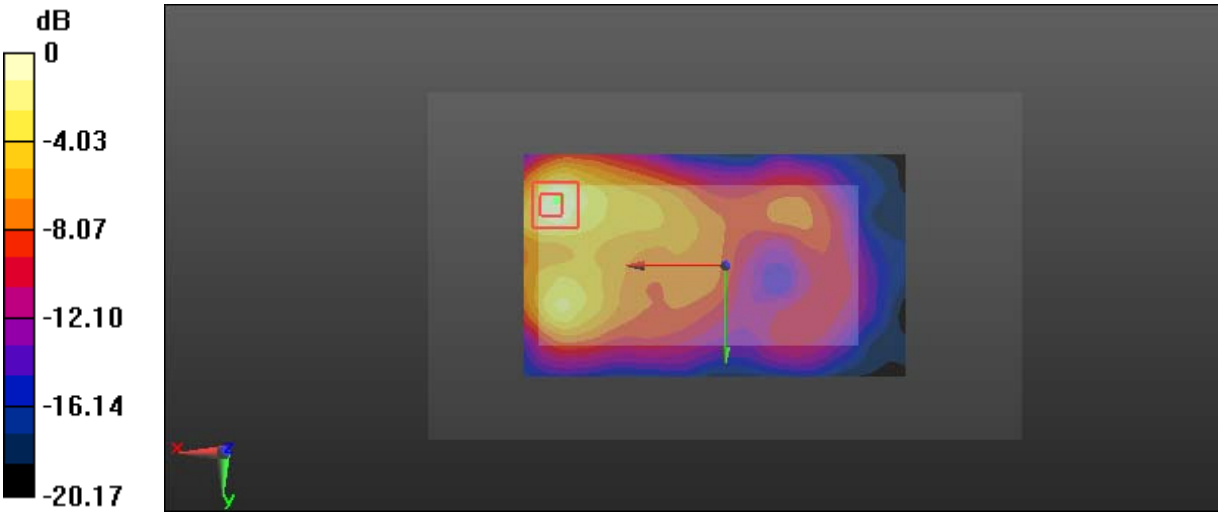

0 dB = 0.277 W/kg = -5.58 dBW/kg

Test Plot 88#:WLAN Mode B_Body Left_Middle Channel

DUT: Mobile Phone; Type: HY3-3991; Serial: 17012200721

Communication System: 802.11b; Frequency: 2437 MHz;Duty Cycle: 1:1
Medium parameters used: f = 2437 MHz; σ = 1.955 S/m; εr = 54.401; ρ = 1000 kg/m^3
Phantom section: Center Section

DASY5 Configuration:

- Probe: EX3DV4 - SN7431; ConvF(7.56, 7.56, 7.56); Calibrated: 2016/10/4;
- Sensor-Surface: 1.4mm (Mechanical Surface Detection)
- Electronics: DAE3 Sn379; Calibrated: 2016/10/4
- Phantom: Triple Flat Phantom 5.1C; Type: QD 000 P51 CA; Serial: 1130
- Measurement SW: DASY52, Version 52.8 (8);

Area Scan (121x51x1): Interpolated grid: dx=1.500 mm, dy=1.500 mm
Maximum value of SAR (interpolated) = 0.166 W/kg

Zoom Scan (5x5x7)/Cube 0: Measurement grid: dx=8mm, dy=8mm, dz=5mm
Reference Value = 4.722 V/m; Power Drift = -0.02 dB
Peak SAR (extrapolated) = 0.286 W/kg
SAR(1 g) = 0.141 W/kg; SAR(10 g) = 0.070 W/kg
Maximum value of SAR (measured) = 0.156 W/kg

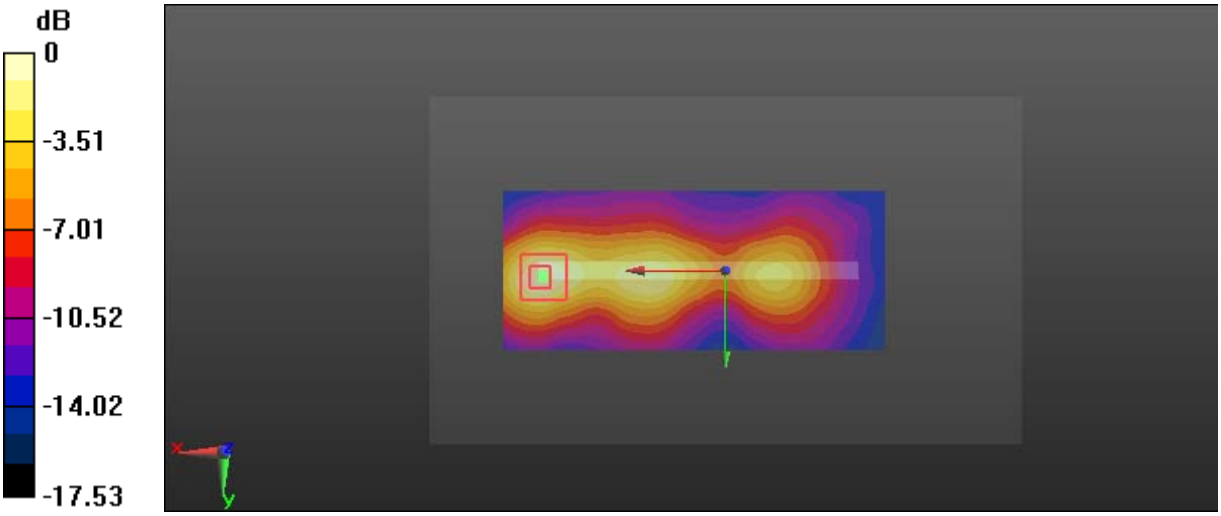

0 dB = 0.156 W/kg = -8.07 dBW/kg

Test Plot 89#:WLAN Mode B_Body Top_Middle Channel

DUT: Mobile Phone; Type: HY3-3991; Serial: 17012200721

Communication System: 802.11b; Frequency: 2437 MHz;Duty Cycle: 1:1
Medium parameters used: f = 2437 MHz; σ = 1.955 S/m; εr = 54.401; ρ = 1000 kg/m^3
Phantom section: Center Section

DASY5 Configuration:

- Probe: EX3DV4 - SN7431; ConvF(7.56, 7.56, 7.56); Calibrated: 2016/10/4;
- Sensor-Surface: 1.4mm (Mechanical Surface Detection)
- Electronics: DAE3 Sn379; Calibrated: 2016/10/4
- Phantom: Triple Flat Phantom 5.1C; Type: QD 000 P51 CA; Serial: 1130
- Measurement SW: DASY52, Version 52.8 (8);

Area Scan (51x71x1): Interpolated grid: dx=1.500 mm, dy=1.500 mm
Maximum value of SAR (interpolated) = 0.123 W/kg

Zoom Scan (5x5x7)/Cube 0: Measurement grid: dx=8mm, dy=8mm, dz=5mm
Reference Value = 7.445 V/m; Power Drift = -0.14 dB
Peak SAR (extrapolated) = 0.180 W/kg
SAR(1 g) = 0.099 W/kg; SAR(10 g) = 0.053 W/kg
Maximum value of SAR (measured) = 0.109 W/kg

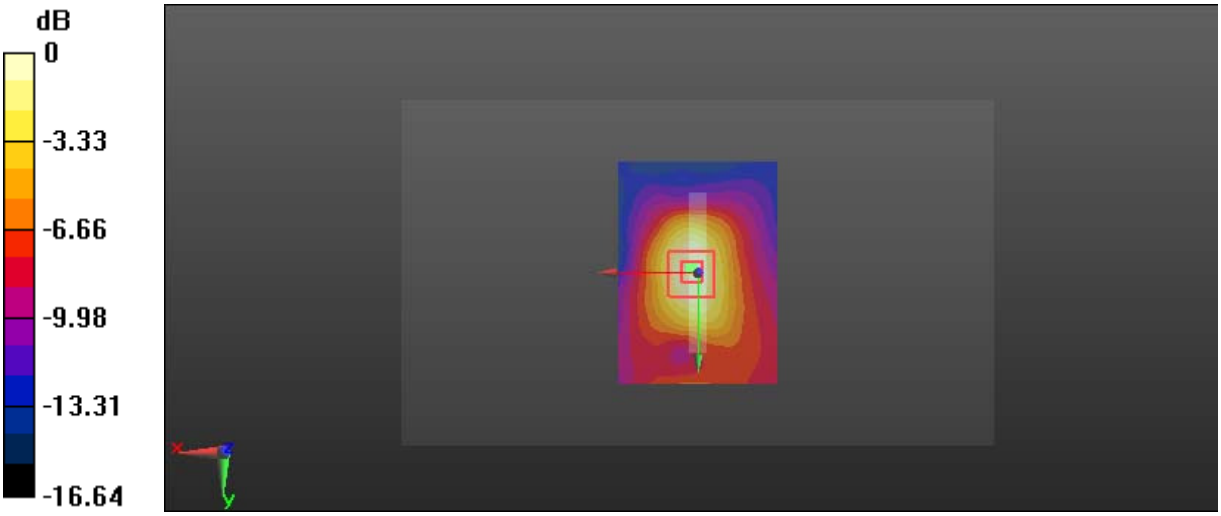

0 dB = 0.109 W/kg = -9.63 dBW/kg