7.11 Test Setup (Photographs)

7.11.1 AC Powerline Conducted Emission

– Front View –



– Side View –

Photograph present configuration with maximum emission

7.11.2 Radiated Emission(9kHz – 1000MHz)



– Front View–

– Rear View –

Photograph present configuration with maximum emission

– X axis –

– Y axis –



– Z axis –

7.11.3 Radiated Emission(Above 1GHz)

– Front View–



– Rear View –

Photograph present configuration with maximum emission