BB-X50

Portable BoomBox

Item: AI7002-BLK

Quick Start Guide

WHAT'S INCLUDED

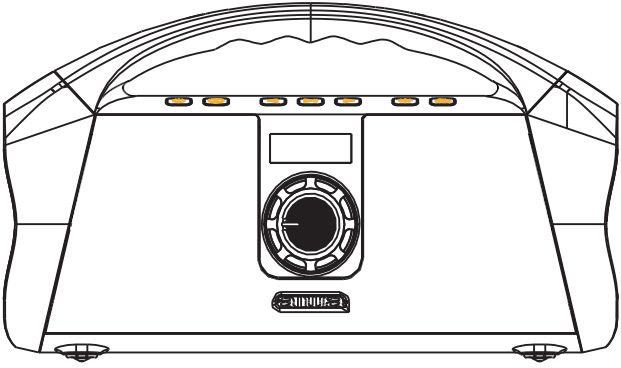

Portable BoomBox

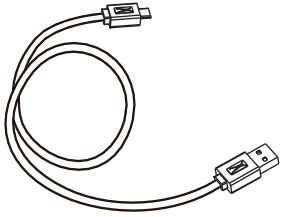

Type-C Charging Cable



Aux Cable

Controls and ports

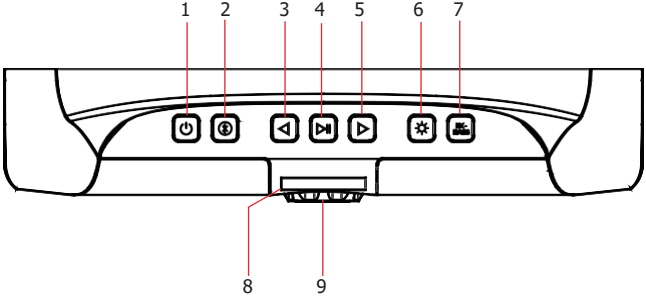

1. Power Button
2. Bluetooth Button
3. Previous Track
4. Play/Pause/Call Button
5. Next Track
6. Light Button
7. Ex-Bass Button
8. LCD Screen
9. Volume Knob

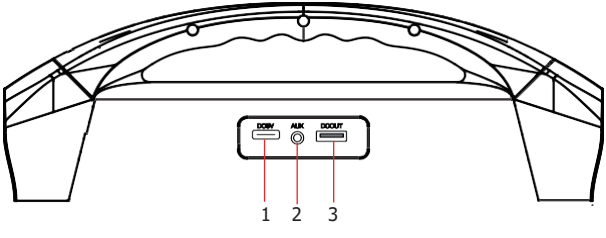

1. Type-C Charging Port (for charging the speaker)
2. 3.5mm AUX-IN Jack
3. USB Charging Port (for charging phones/tablets)

CHARGING

Insert one end of the included charging cable into the charging port on your speaker.

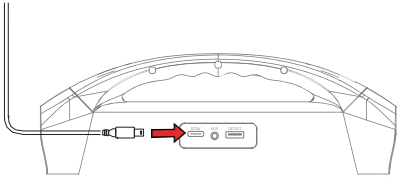

Insert the other end into the USB port of a computer or a suitable USB charging adapter.

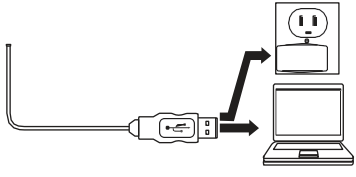

Tap ⏻ to show the battery percentage on the LCD screen.

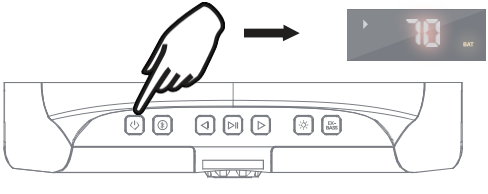

Getting Started

Charge speaker before starting it up.

To **POWER ON** press ⏻ until the power indicator turns white.
To **POWER OFF** press ⏻ until all indicators turn off.

To **PLAY MUSIC** tap ▷II.
To **PAUSE MUSIC** tap ▷II again.

To **CHANGE TRACK** press ▷ to go to the next track and ◁ to go to the previous track.

To **ADJUST VOLUME** turn the volume knob clockwise to increase volume or counterclockwise to decrease volume.

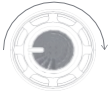

volume +

volume -

The LCD screen shows the volume level.

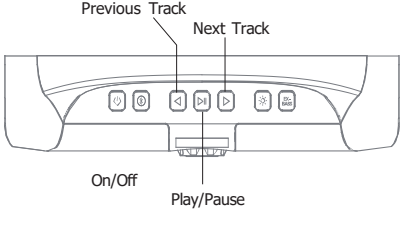

BLUETOOTH PAIRING

Once the speaker is turned on, it will enter pairing mode.

To pair with device, turn on Bluetooth and find the speaker listed as Aiwa BB-X50 under the Bluetooth menu in settings. Then press connect.

The Bluetooth indicator will light solid blue after successfully pairing with device.

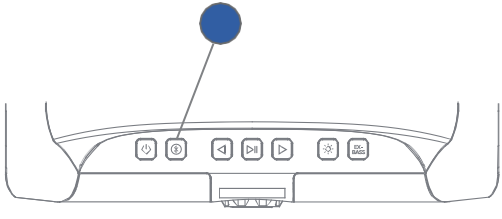

Speaker reconnects automatically to previously paired device.
To connect a new device, disconnect existing Bluetooth device.

To disconnect bluetooth, press and hold the Bluetooth indicator.
The indicator will flash blue after successfully disconnecting from device.

Connect multiple speakers

To **use multi-sync mode** turn off all speakers and remove all devices from Bluetooth connection.

Turn on the first speaker (Primary Speaker) and pair with Bluetooth device. Press to enter multi-sync mode.
The Bluetooth indicator on will turn indicating multi-sync mode.

Power on the next speaker (Secondary Speaker) and press .
The indicator will flash to signal connection to the Primary Speaker.

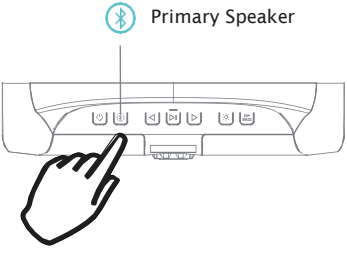

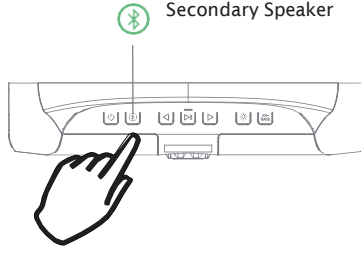

+Repeat Secondary Speaker steps to connect more speakers.

Other Features

The hands-free call function is available when the speaker is paired with a smartphone.

To **ANSWER/END CALL** press ▷II to answer.
Press ▷II again to end call.

To **REJECT CALL** press and hold ▷II.

Call is transmitted to Primary Speaker during multi-sync mode.

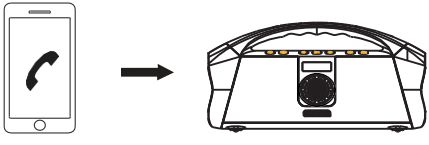

To **ADJUST LIGHT** press ☼ to toggle between 5 light modes or to turn lights on/off.

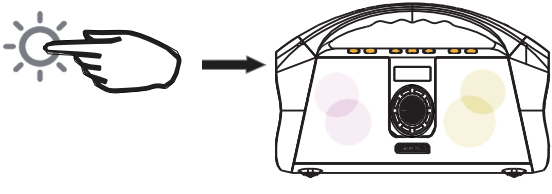

SAFETY PRECAUTIONS

When using your speaker, basic safety precautions should always be followed including:

1. READ ALL INSTRUCTIONS BEFORE USING YOUR SPEAKER.
2. Do not submerge speaker in water.
3. Only clean using a clean, soft cloth.
4. Do not allow children to play with this product. This product contains small pieces that can be a choking hazard. Parental supervision advised.
5. Do not expose product to excessive heat or fire.
6. Do not expose product to extreme cold or hot temperatures to avoid battery damage.
7. Do not attempt to repair this product yourself. Contact a qualified service center if the product is in need of service.
8. Do not drop, crush, or expose this product to excessive physical force.
9. Do not charge while product is in contact with water, as electric shock may occur.
10. Unplug charging cable when not in use or during thunderstorms.
11. This product is not intended for commercial use.

Maintenance and Care

-Use a soft cloth or paper towel to clean your speaker Never use any harsh chemicals or detergents for cleaning. Make sure your speaker is dry before charging

-When your speaker is not in use, it should be stored in a cool, dry place

-Never tug or yank on a cable while it is connected to your speaker Connect and disconnect cables as carefully as possible

-Please recycle or dispose of your speaker properly based on the laws and rules of your municipality Contact local recycling facilities and/or the manufacturer of your speaker for further information

FCC STATEMENT

Changes or modifications not expressly approved by the part yresponsible for compliance could void the user's authority to operate the equipment.

This device complies with Part 15 of the FCC Rules. Operation is subject to the following two conditions: (1) this device may not cause harmful interference, and (2) this device must accept any interference received, including interference that may cause undesired operation.

This equipment has been tested and found to comply with the limits for a Class B digital device, pursuant to Part 15 of the FCC Rules. These limits are designed to provide reasonable protection against harmful interference in a residential installation. This equipment generates, uses and can radiate radio frequency energy and, if not installed and used in accordance with the instructions, may cause harmful interference to radio communications. However, there is no guarantee that interference will not occur in a particular installation.
If this equipment does cause harmful interference to radio or television reception, which can be determined by turning the equipment off and on, the user is encouraged to try to correct the interference by one or more of the following measures:
guarantee that interference will not occur in a particular installation.

-- Relocate or reorient the receiving antenna
-- Increase the separation between the equipment and receiver.
-- Connect the equipment into an outlet on a circuit different from that to which the receiver is connected.
-- Consult the dealer or an experienced radio/TV technician for help.

This device complies with FCC radiation exposure limits set forth for an uncontrolled environment.

SPECIFICATIONS

BLUETOOTH VERSION: 5.3

WORKING DISTANCE: 30 METERS
MULTI-SYNC RANGE: 20 METERS
BATTERY: 4000mAh x 3
12000mAh Total Capacity
CHARGING INPUT: DC 5V/2A
OUTPUT POWER: 60W
SOUND OUTPUT: 120W (peak power)

WARRANTY

This warranty covers the original consumer purchaser only and is not Transferable.

This warranty covers products that fail to function properly UNDER NORMAL USAGE, due to defects in material or workmanship. Your product will be repaired or replaced at no charge for parts or labor for a period of one year.

What Is Not Covered By Warranty
Damages or malfunctions not resulting from defects in material or workmanship and damages or malfunctions from other than normal use, including but limited to, repair by unauthorized parties, tampering, modification or accident.

To Obtain Warranty Service and Troubleshooting Information:
Call (877) 397-8200 or visit our website at www.aiwa.co.

To receive Warranty service along with the name and address of an authorized product service center, the original consumer purchaser must contact us for problem determination and service procedures. Proof of purchase in the form of a bill of sale or receipted invoice, evidencing that the product is within the applicable Warranty period(s), MUST be presented in order to obtain the requested service. It is your responsibility to properly package and send any defective products along with a dated copy of proof of purchase, a written explanation of the problem, and a valid return address of the authorized service center at your expense. Do not include any other items or accessories with the defective product. Any products received by the authorized service center that are not covered by warranty will be returned unrepaired.

©2022 Sakar International
195 Carter Drive
Edison, NJ 08817
www.sakar.com
Support: (877)-397-8200
support@sakar.com