Internal Photos of the EUT



Fig. 1

Fig. 2



Fig. 3



Fig. 4



Fig. 5



Fig. 6


LTK5313
329PKK
LTK5313
329PKK
C13
C21
C24
C10
C12
R6
R4
R14
U2

Fig. 7


LED1
C18
IC3
C15
R2
AXS4004
NFH337000
D2
S4
R7
C32
C17
FOLLON

Fig. 8


IC1
AXS4054
NFL217000
R30
R15

Fig. 9


BT ANT
LED1
IC3
C18
C15
R2
IC2
PNSA15E5C
XL1462
2335
C17
CN1
CN2
10V
220
FYH
FOLLON

Fig. 10