System Performance Check Data(Body)

Type: Phone measurement (Complete)

Area scan resolution: dx=8mm,dy=8mm

Zoom scan resolution: dx=8mm, dy=8mm, dz=5mm

Date of measurement: 2015.09.16

Measurement duration: 13 minutes 30 seconds

A. Experimental conditions.

Phantom File	surf_sam_plan.txt
Phantom	Flat Plane
Device Position	
Band	835MHz
Channels	
Signal	CW

B. SAR Measurement Results

Band SAR

Frequency (MHz)	835.000000
Relative permittivity (real part)	55.693058
Conductivity (S/m)	0.970859
Power drift (%)	-0.810000
Ambient Temperature:	22.9°C
Liquid Temperature:	22.1°C
ConvF:	6.99
Crest factor:	1:1

SURFACE SAR	VOLUME SAR
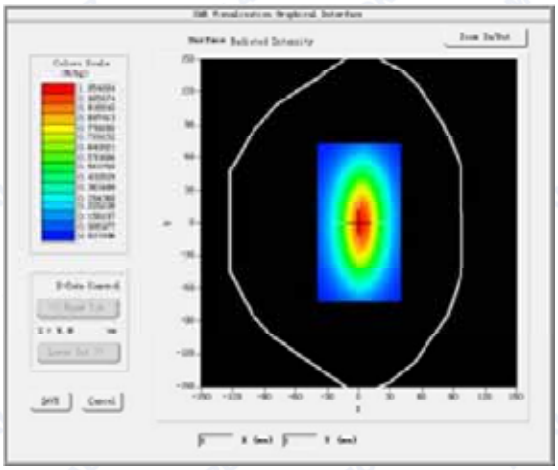	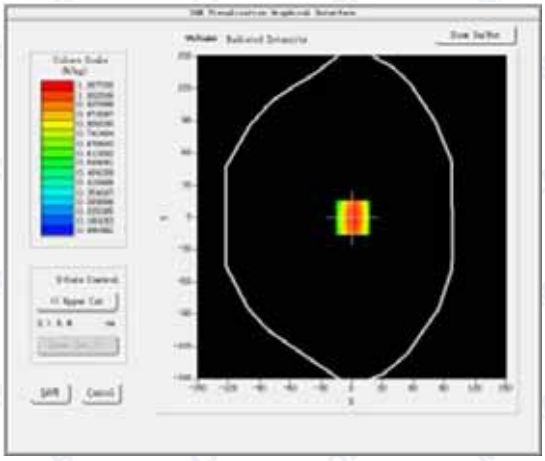

Maximum location: X=7.00, Y=-1.00

SAR 10g (W/Kg)	**0.678062**
SAR 1g (W/Kg)	**0.992185**

Z Axis Scan

Z (mm)	0	4	9	14	19	24	29
SAR(W/Kg)	1.5216	1.2714	0.7630	0.5421	0.4112	0.2518	0.1912

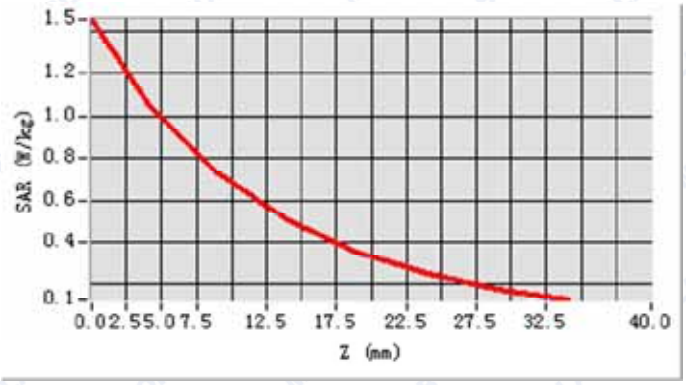

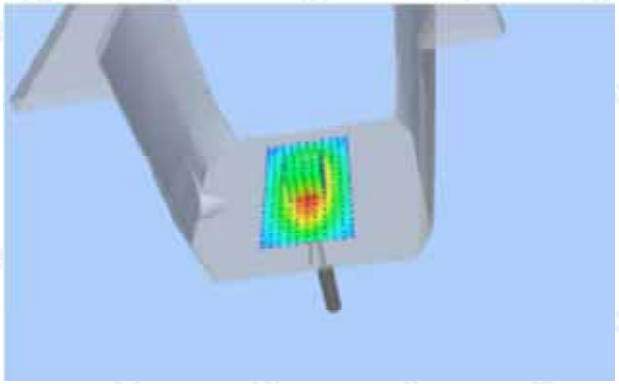

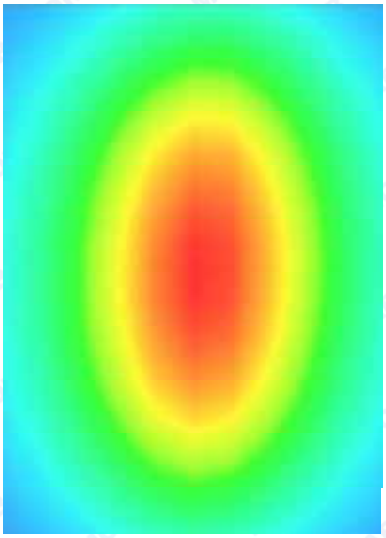

System Performance Check Data(Body)

Type: Phone measurement (Complete)

Area scan resolution: dx=8mm,dy=8mm

Zoom scan resolution: dx=8mm, dy=8mm, dz=5mm

Date of measurement: 2015.09.17

Measurement duration: 13 minutes 26 seconds

A. Experimental conditions.

Phantom File	surf_sam_plan.txt
Phantom	Flat Plane
Device Position	
Band	1900MHz
Channels	
Signal	CW

B. SAR Measurement Results

Band SAR

Frequency (MHz)	1900.000000
Relative permittivity (real part)	39.984068
Conductivity (S/m)	1.409657
Power drift (%)	-1.240000
Ambient Temperature:	22.9°C
Liquid Temperature:	22.1°C
ConvF:	6.17
Crest factor:	1:1

SURFACE SAR	VOLUME SAR
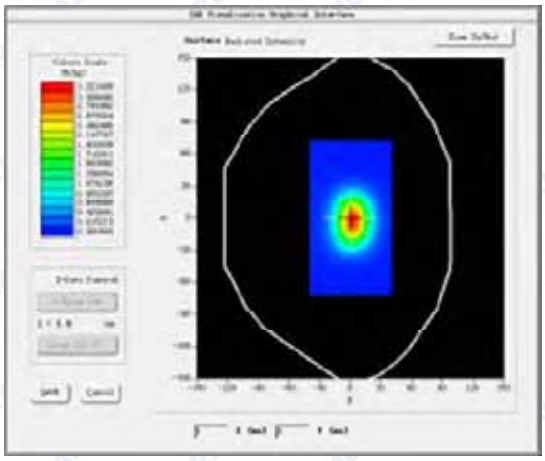	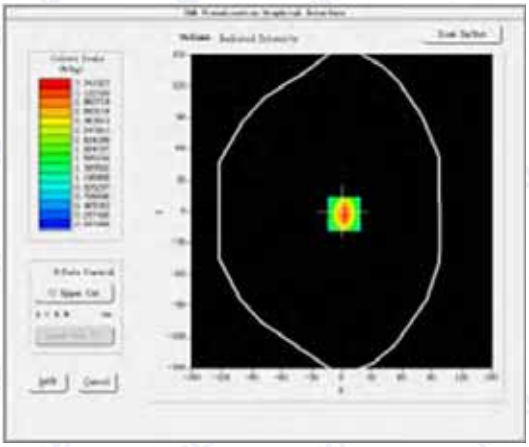

Maximum location: X=2.00, Y=2.00
SAR Peak: 5.27 W/kg

SAR 10g (W/Kg)	**2.312054**
SAR 1g (W/Kg)	**4.017889**

Z Axis Scan

Z (mm)	0	4	9	14	19	24	29
SAR(W/Kg)	5.319	3.3391	1.8271	1.0206	0.5860	0.3351	0.1982

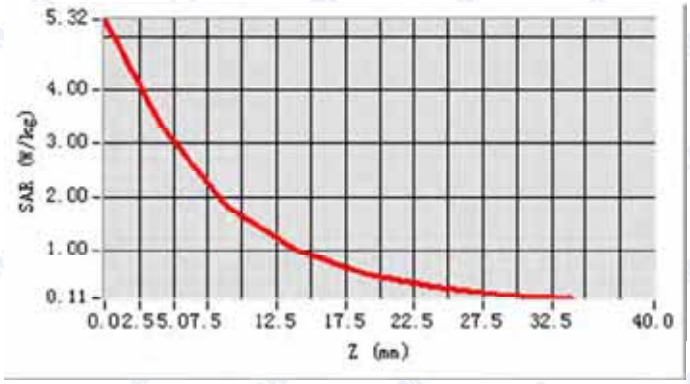



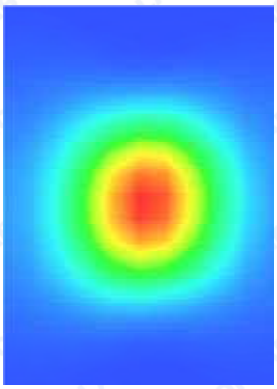

System Performance Check Data(Body)

Type: Phone measurement (Complete)

Area scan resolution: dx=8mm,dy=8mm

Zoom scan resolution: dx=5mm, dy=5mm, dz=5mm

Date of measurement: 2015.09.17

Measurement duration: 13 minutes 27 seconds

A. Experimental conditions.

Phantom File	surf_sam_plan.txt
Phantom	Validation plane
Device Position	
Band	2600MHz
Channels	
Signal	CW

B. SAR Measurement Results

Band SAR

Frequency (MHz)	2600.000000
Relative permittivity (real part)	52.451438
Conductivity (S/m)	2.104408
Power Drift (%)	0.520000
Ambient Temperature:	22.9°C
Liquid Temperature:	22.1°C
ConvF:	4.96
Crest factor:	1:1

SURFACE SAR	VOLUME SAR
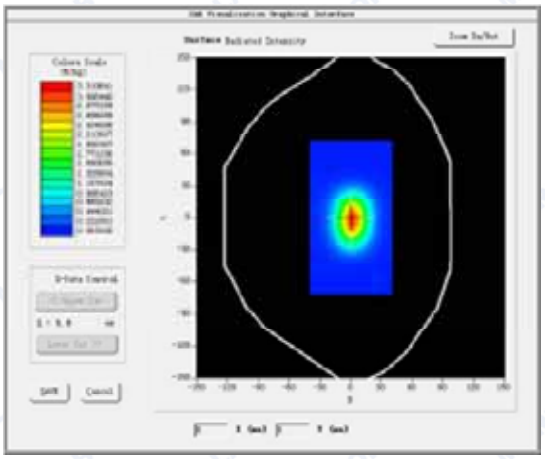	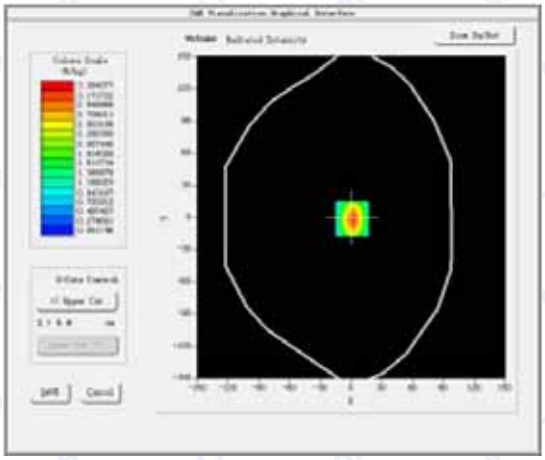

Maximum location: X=3.00, Y=1.00

SAR 10g (W/Kg)	**2.521450**
SAR 1g (W/Kg)	**5.487264**
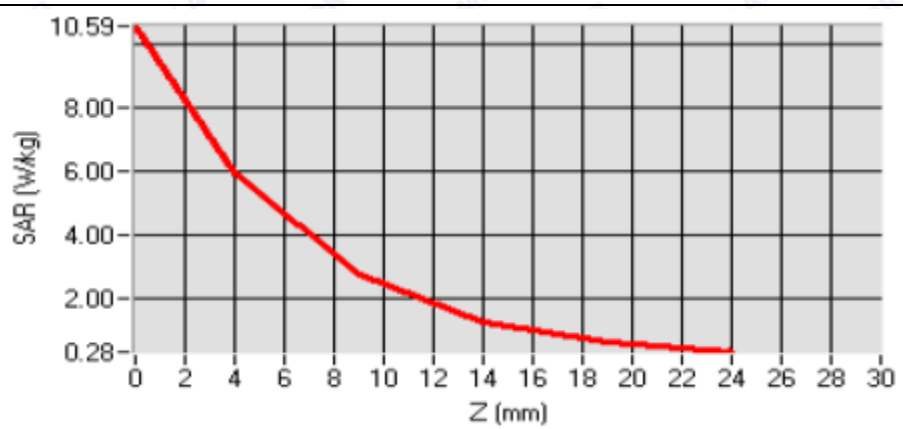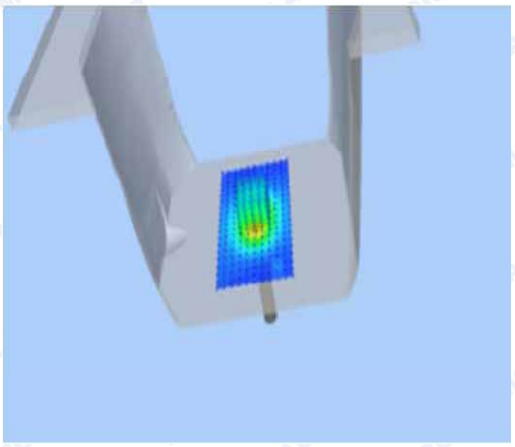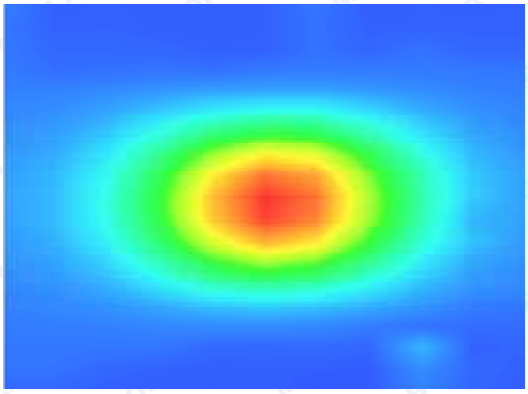
Z Axis Scan