PSD NVNT BLE 2M 2442MHz Ant1

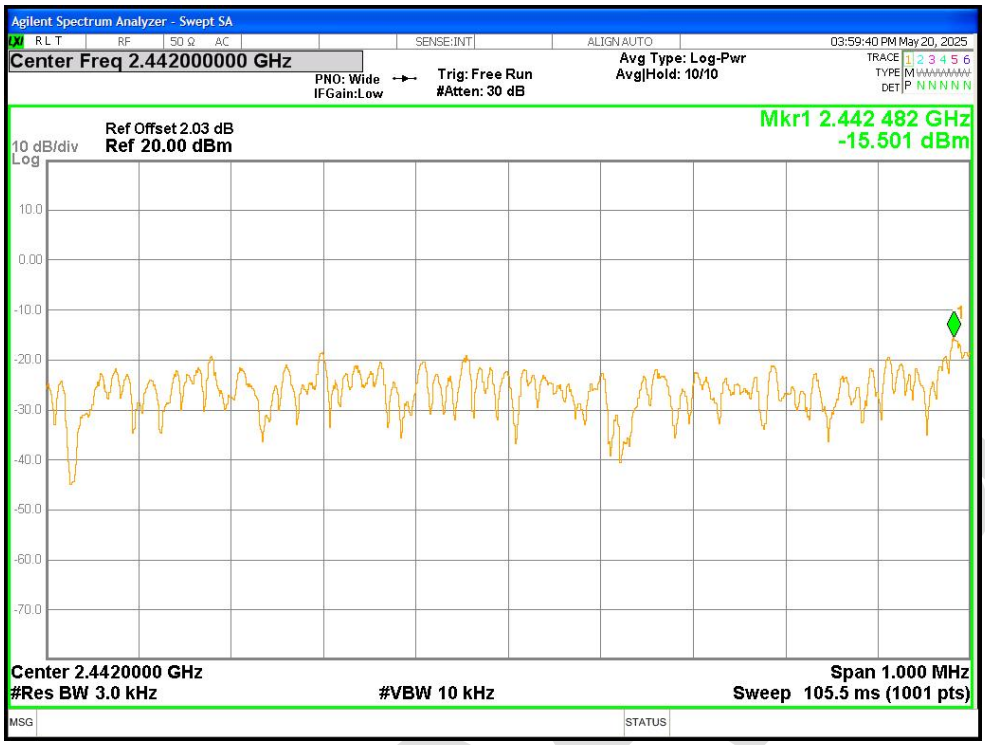

PSD NVNT BLE 2M 2480MHz Ant1

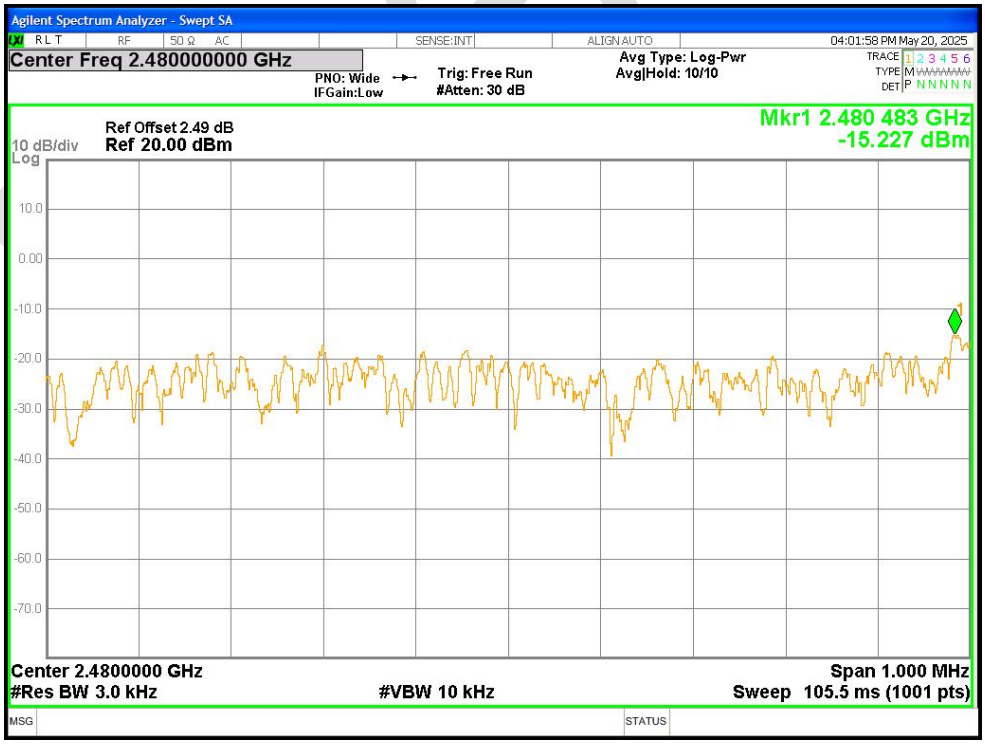

7.6 Band Edge

Condition	Mode	Frequency (MHz)	Antenna	Max Value (dBc)	Limit (dBc)	Verdict
NVNT	BLE 1M	2402	Ant1	-57.23	-20	Pass
NVNT	BLE 1M	2480	Ant1	-53.94	-20	Pass
NVNT	BLE 2M	2402	Ant1	-55.98	-20	Pass
NVNT	BLE 2M	2480	Ant1	-55.03	-20	Pass

BlueAsia

Band Edge NVNT BLE 1M 2402MHz Ant1 Ref

Band Edge NVNT BLE 1M 2402MHz Ant1 Emission

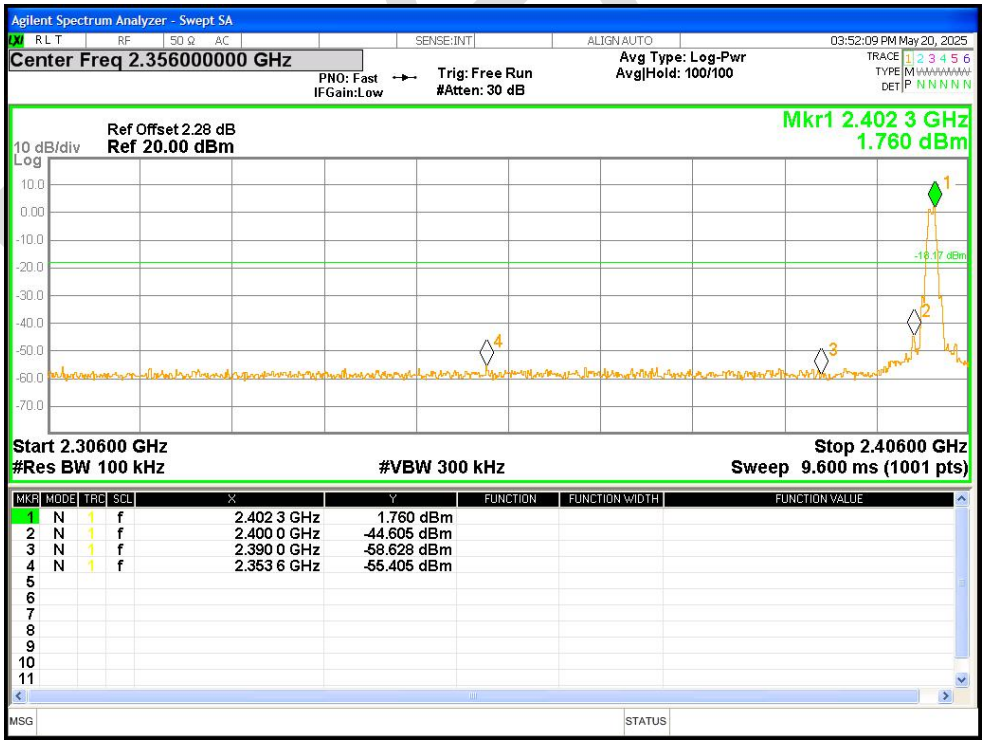

Band Edge NVNT BLE 1M 2480MHz Ant1 Ref

Band Edge NVNT BLE 1M 2480MHz Ant1 Emission

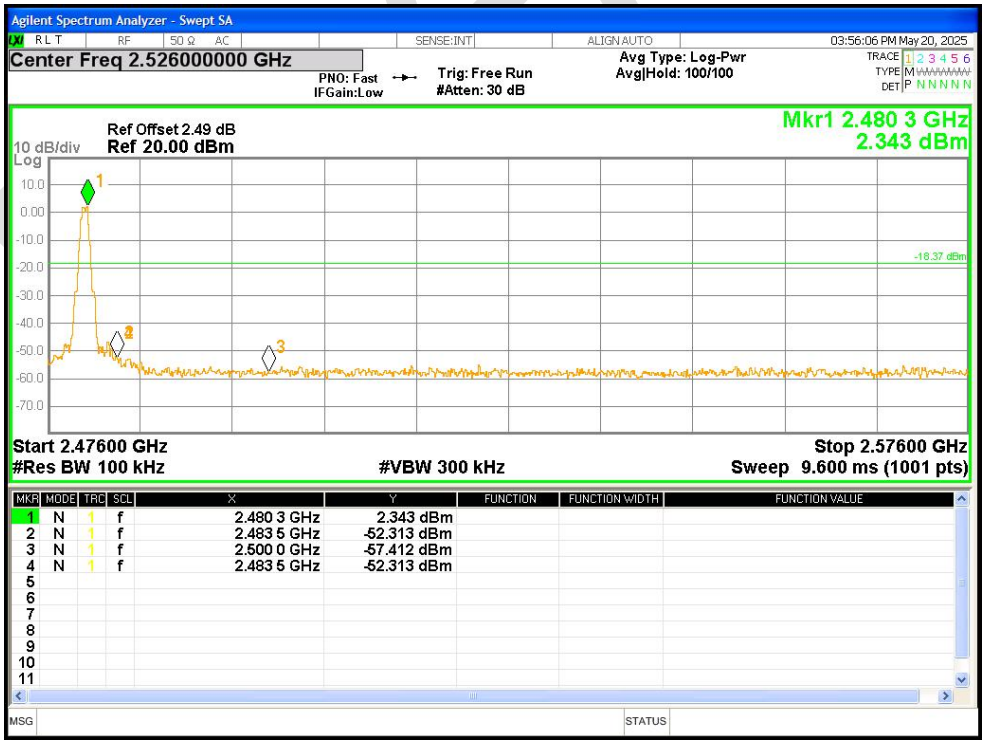

Band Edge NVNT BLE 2M 2402MHz Ant1 Ref

Band Edge NVNT BLE 2M 2402MHz Ant1 Emission

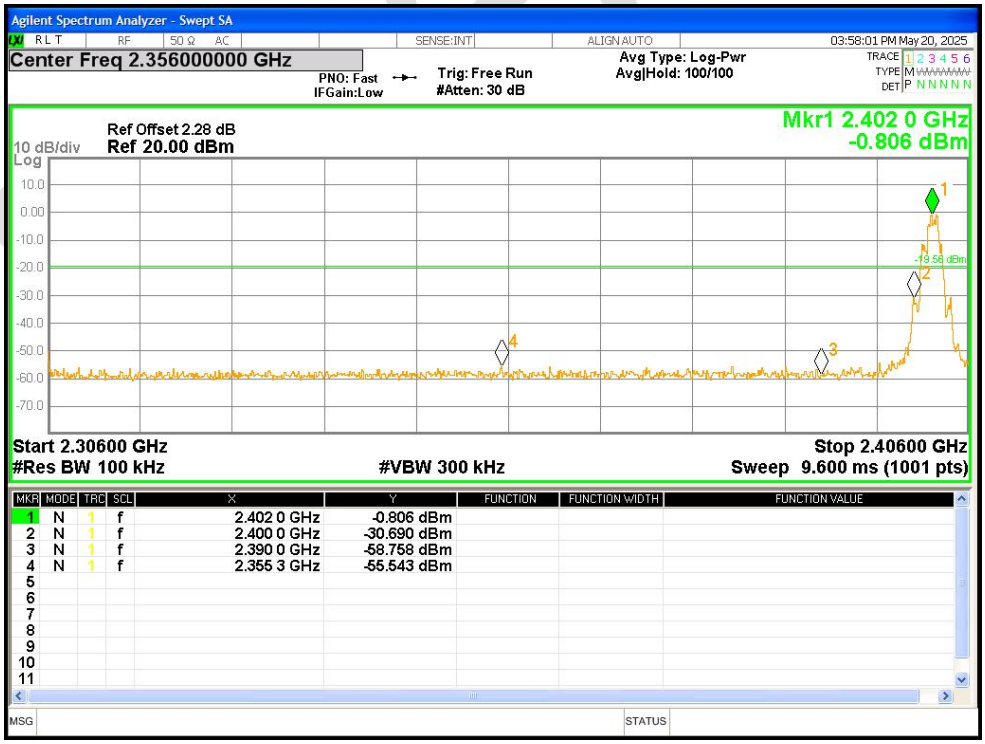

Band Edge NVNT BLE 2M 2480MHz Ant1 Ref

Band Edge NVNT BLE 2M 2480MHz Ant1 Emission

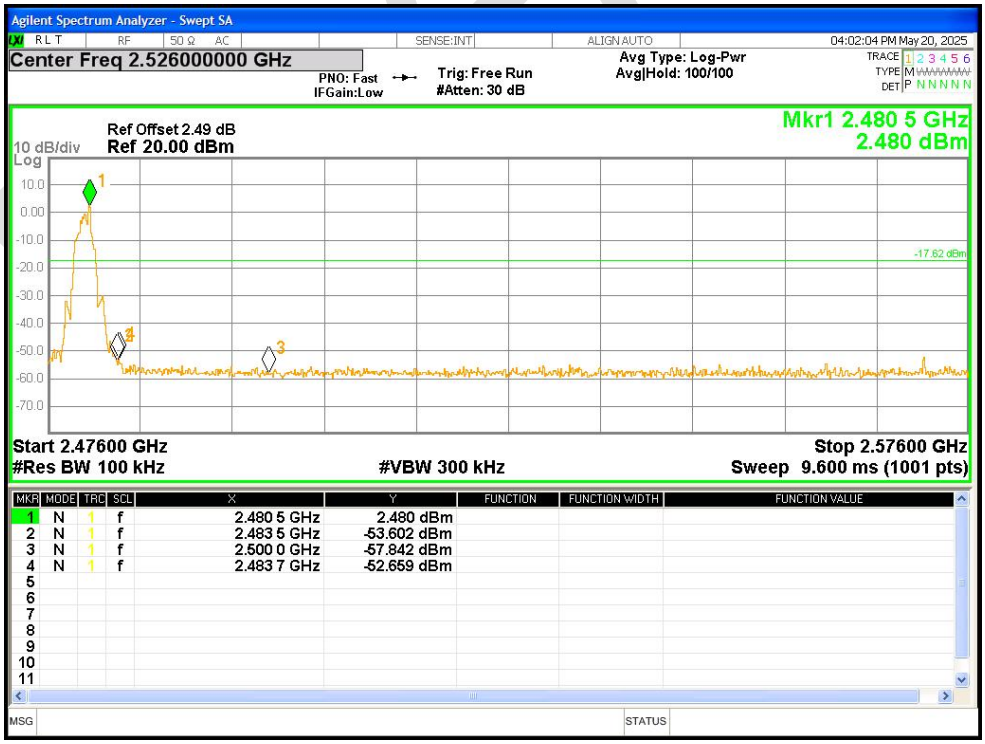

7.7 Conducted RF Spurious Emission

Condition	Mode	Frequency (MHz)	Antenna	Max Value (dBc)	Limit (dBc)	Verdict
NVNT	BLE 1M	2402	Ant1	-46.78	-20	Pass
NVNT	BLE 1M	2442	Ant1	-47.16	-20	Pass
NVNT	BLE 1M	2480	Ant1	-45.51	-20	Pass
NVNT	BLE 2M	2402	Ant1	-46.82	-20	Pass
NVNT	BLE 2M	2442	Ant1	-47.07	-20	Pass
NVNT	BLE 2M	2480	Ant1	-47.33	-20	Pass

BlueAsia

Tx. Spurious NVNT BLE 1M 2402MHz Ant1 Ref

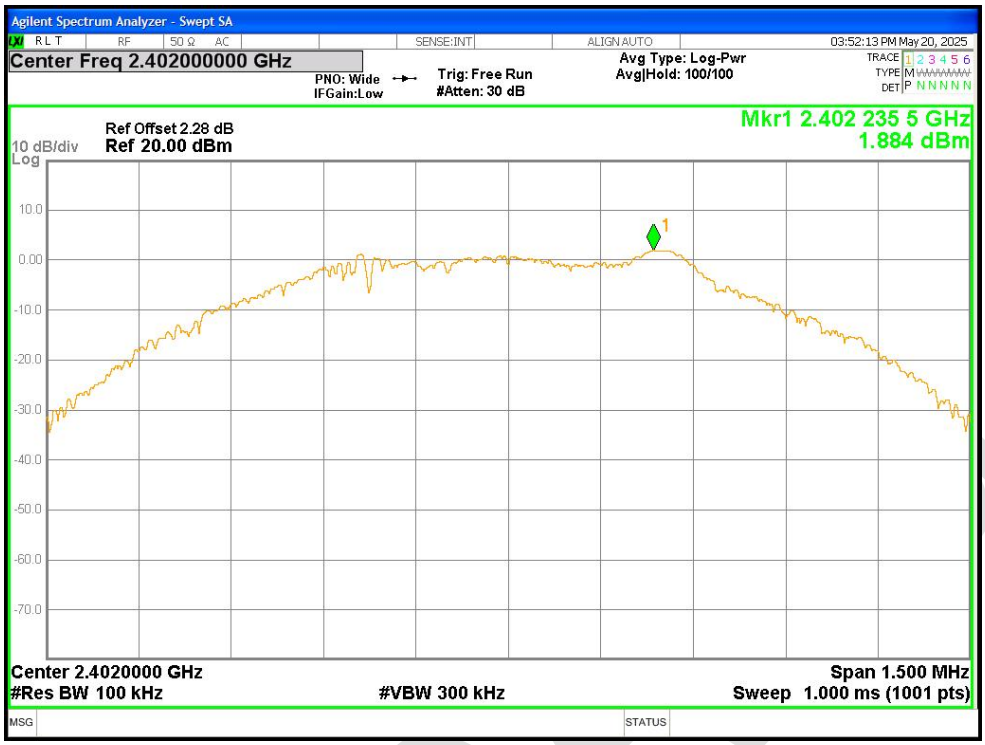

Tx. Spurious NVNT BLE 1M 2402MHz Ant1 Emission

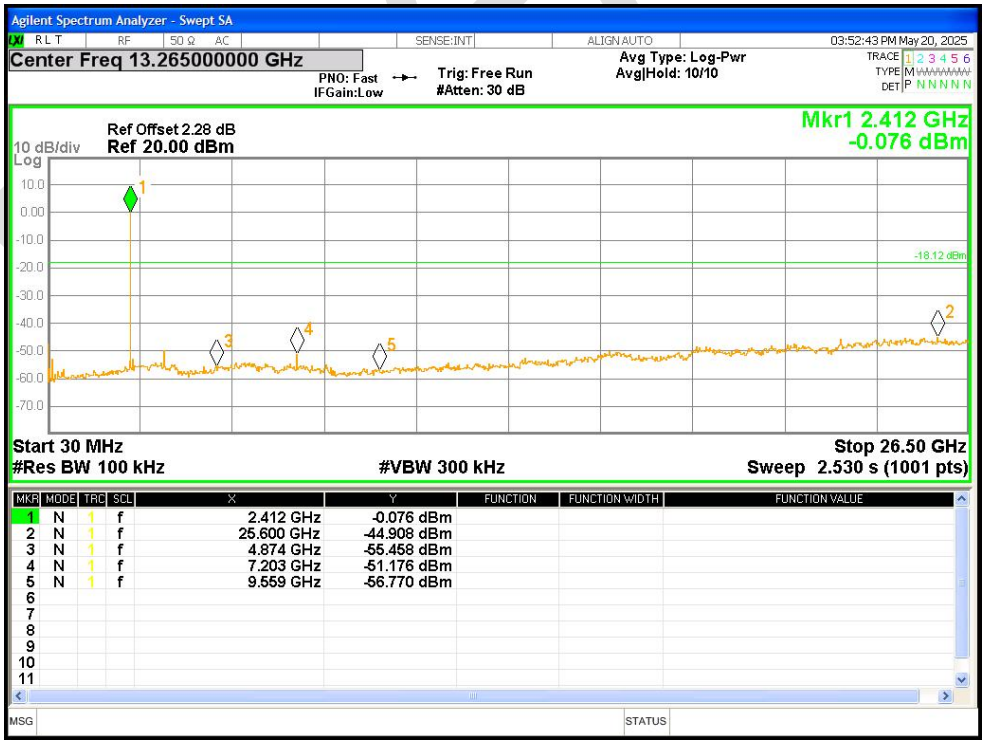

MKR	MODE	TRC	SCL	X	Y	FUNCTION	FUNCTION WIDTH	FUNCTION VALUE
1	N	1	f	2.412 GHz	-0.076 dBm			
2	N	1	f	25.600 GHz	-44.908 dBm			
3	N	1	f	4.874 GHz	-55.458 dBm			
4	N	1	f	7.203 GHz	-51.176 dBm			
5	N	1	f	9.559 GHz	-56.770 dBm			
6								
7								
8								
9								
10								
11								

Tx. Spurious NVNT BLE 1M 2442MHz Ant1 Ref

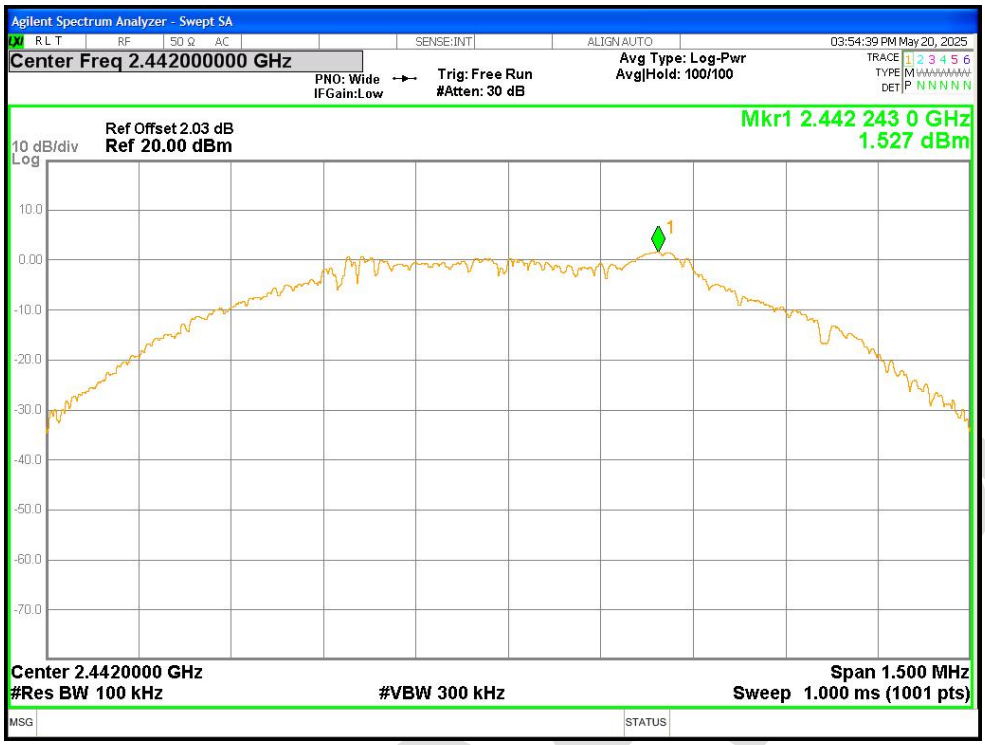

Tx. Spurious NVNT BLE 1M 2442MHz Ant1 Emission

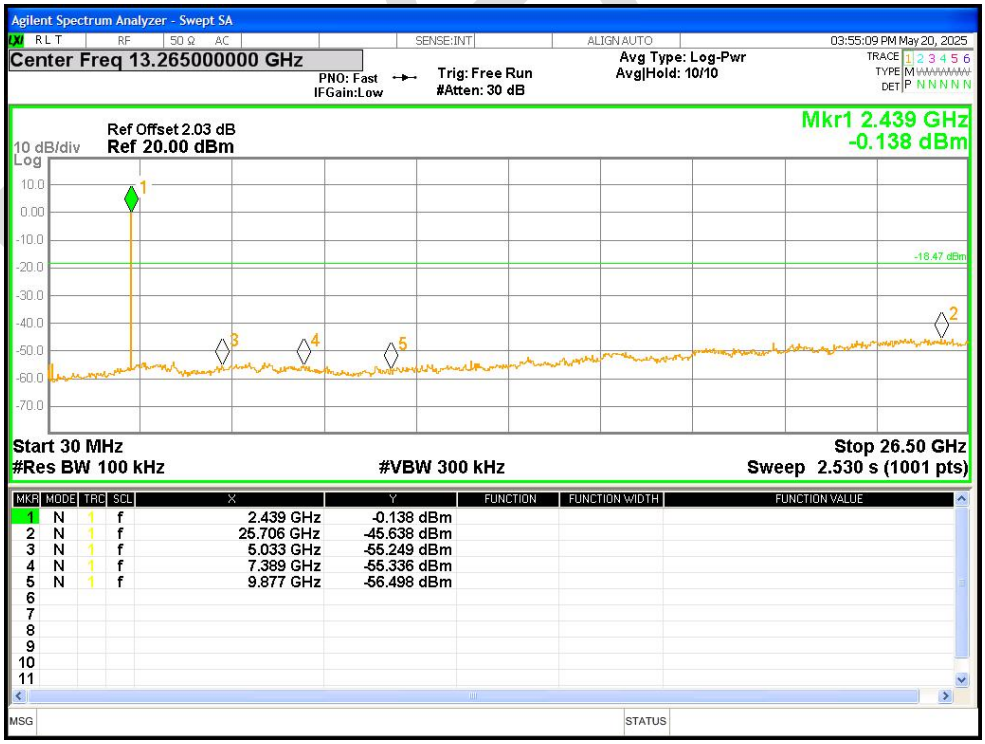

MKR	MODE	TRC	SCL	X	Y	FUNCTION	FUNCTION WIDTH	FUNCTION VALUE
1	N	1	f	2.439 GHz	-0.138 dBm			
2	N	1	f	25.706 GHz	-45.638 dBm			
3	N	1	f	5.033 GHz	-55.249 dBm			
4	N	1	f	7.389 GHz	-55.336 dBm			
5	N	1	f	9.877 GHz	-56.498 dBm			
6								
7								
8								
9								
10								
11								

Tx. Spurious NVNT BLE 1M 2480MHz Ant1 Ref

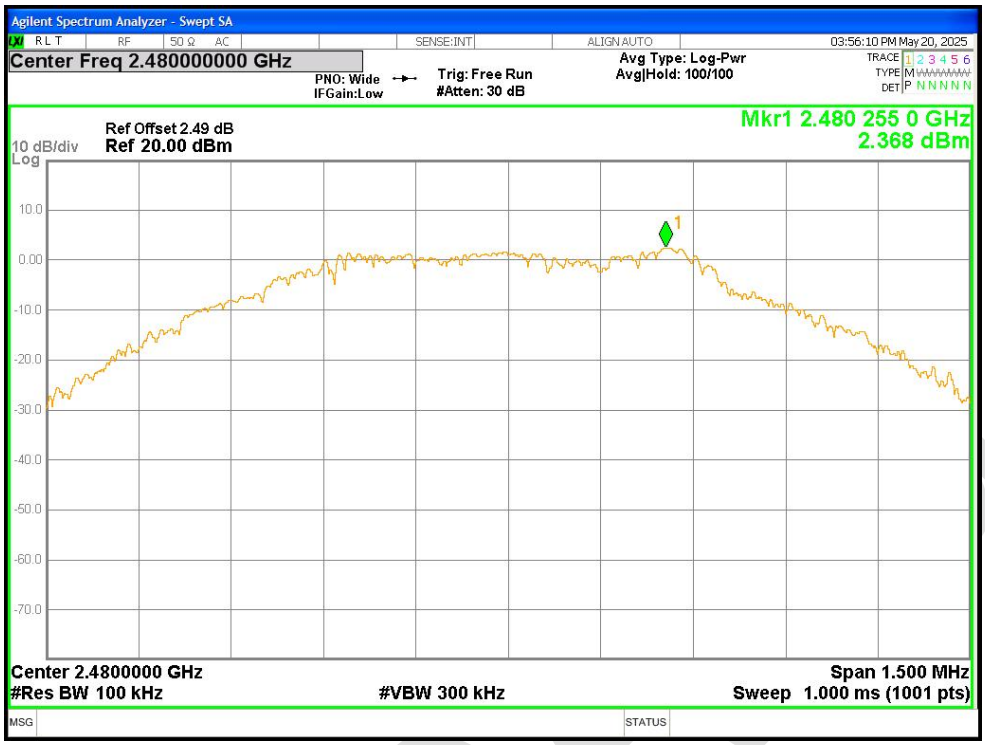

Tx. Spurious NVNT BLE 1M 2480MHz Ant1 Emission

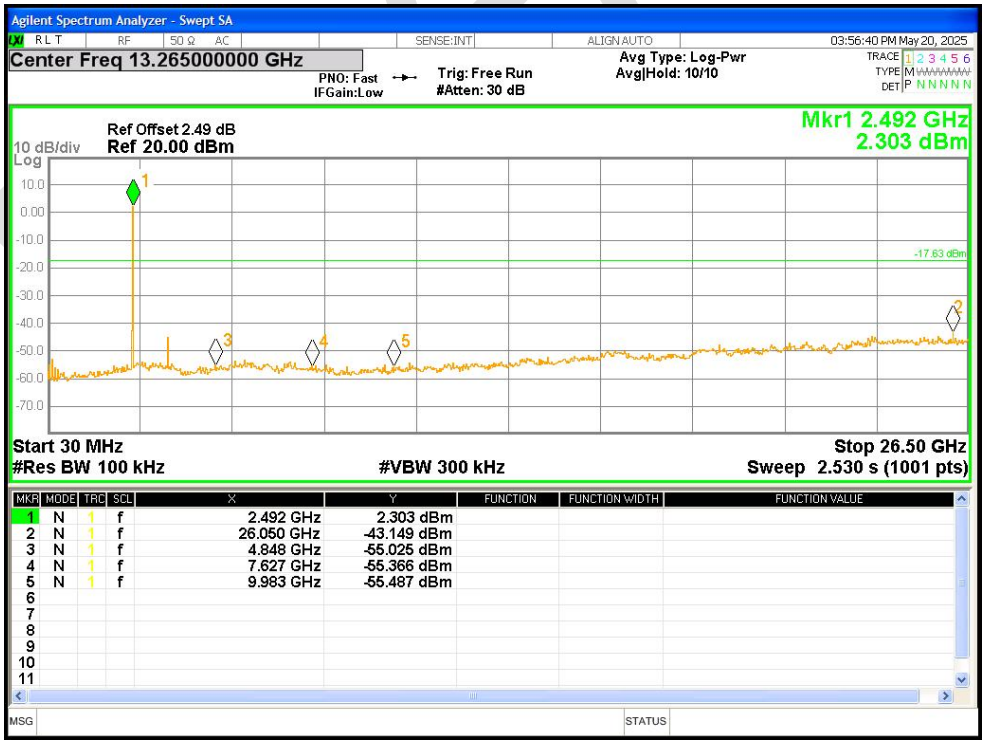

MKR	MODE	TRC	SCL	X	Y	FUNCTION	FUNCTION WIDTH	FUNCTION VALUE
1	N	1	f	2.492 GHz	2.303 dBm			
2	N	1	f	26.050 GHz	-43.149 dBm			
3	N	1	f	4.848 GHz	-55.025 dBm			
4	N	1	f	7.627 GHz	-55.366 dBm			
5	N	1	f	9.983 GHz	-55.487 dBm			
6								
7								
8								
9								
10								
11								

Tx. Spurious NVNT BLE 2M 2402MHz Ant1 Ref

Tx. Spurious NVNT BLE 2M 2402MHz Ant1 Emission

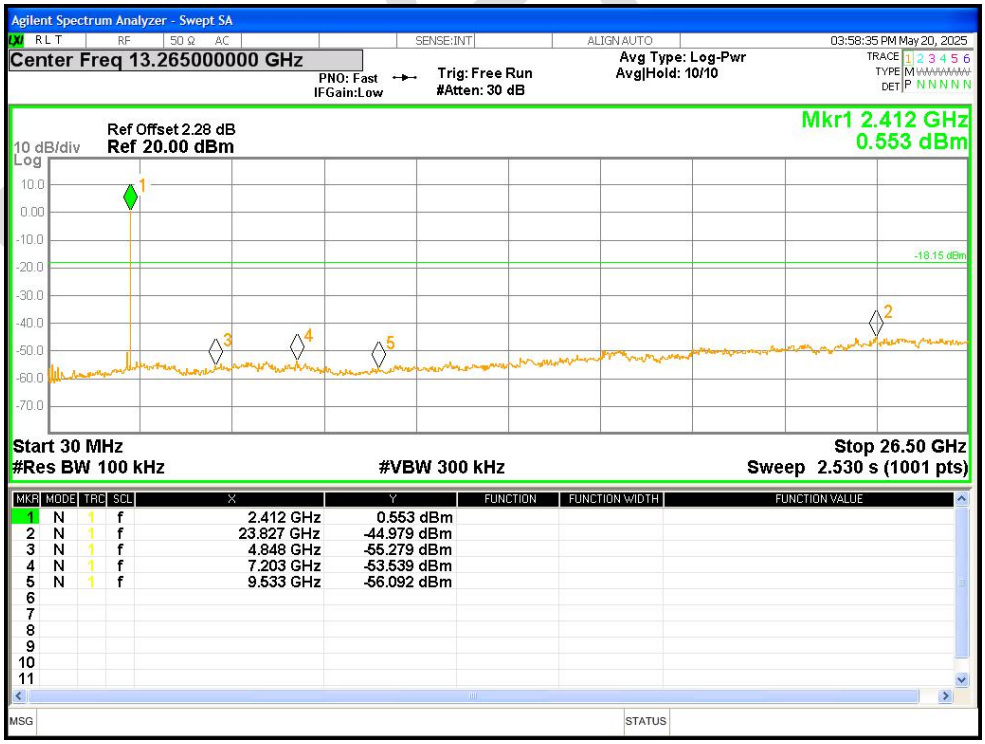

MKR	MODE	TRC	SCL	X	Y	FUNCTION	FUNCTION WIDTH	FUNCTION VALUE
1	N	1	f	2.412 GHz	0.553 dBm			
2	N	1	f	23.827 GHz	-44.979 dBm			
3	N	1	f	4.848 GHz	-55.279 dBm			
4	N	1	f	7.203 GHz	-53.539 dBm			
5	N	1	f	9.533 GHz	-56.092 dBm			
6								
7								
8								
9								
10								
11								

Tx. Spurious NVNT BLE 2M 2442MHz Ant1 Ref

Tx. Spurious NVNT BLE 2M 2442MHz Ant1 Emission

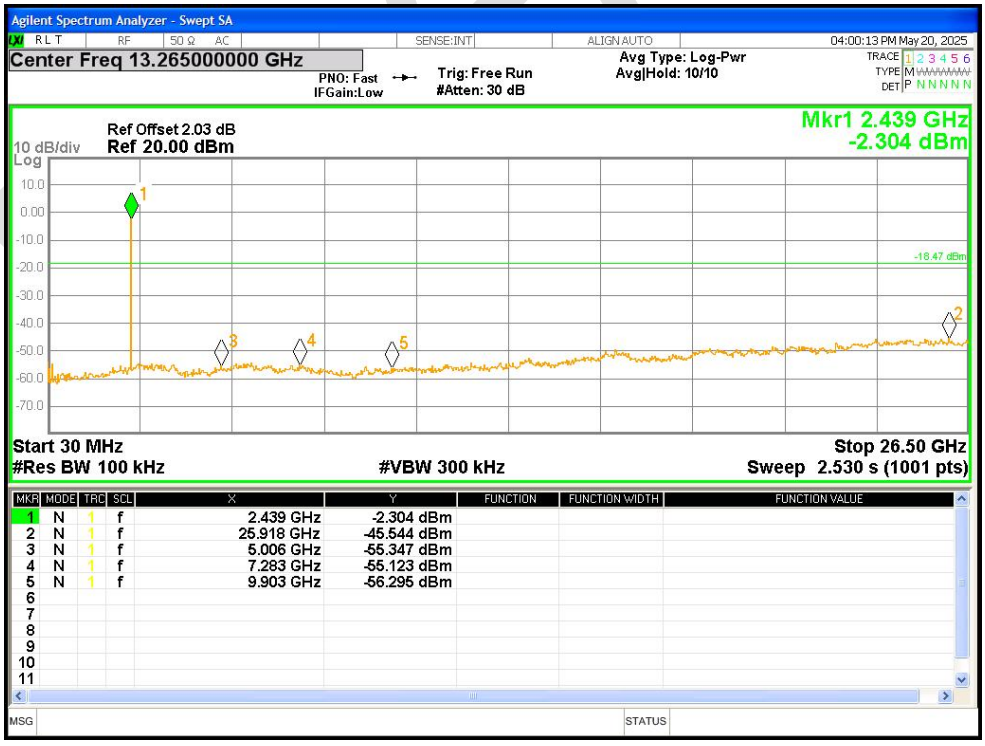

Tx. Spurious NVNT BLE 2M 2480MHz Ant1 Ref

Tx. Spurious NVNT BLE 2M 2480MHz Ant1 Emission

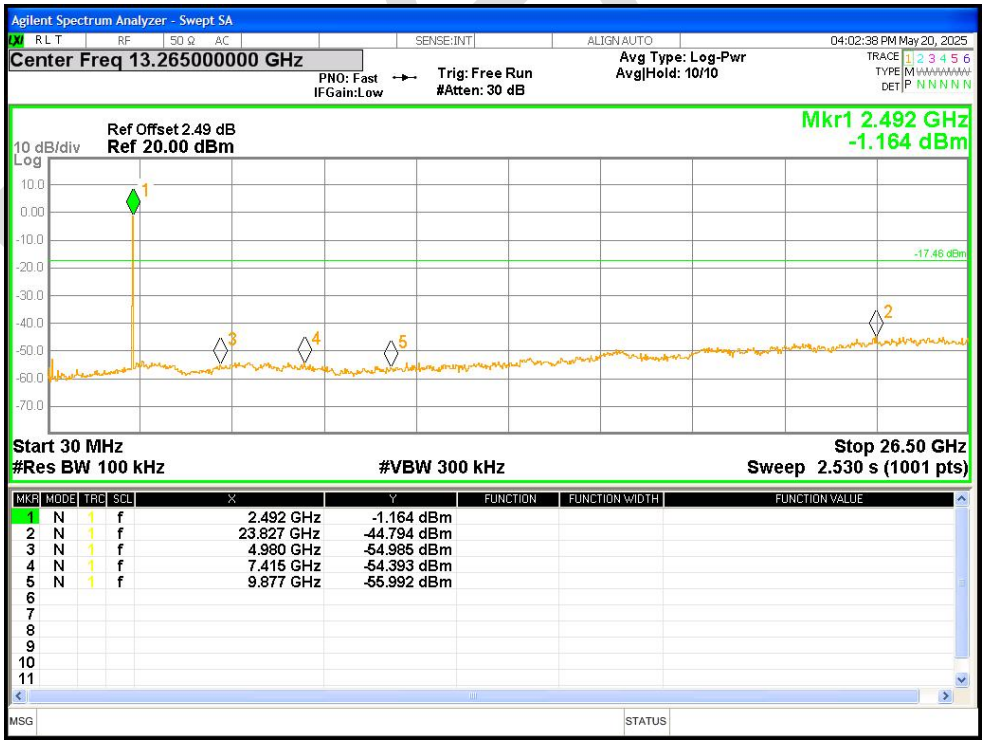

MKR	MODE	TRC	SCL	X	Y	FUNCTION	FUNCTION WIDTH	FUNCTION VALUE
1	N	1	f	2.492 GHz	-1.164 dBm			
2	N	1	f	23.827 GHz	-44.794 dBm			
3	N	1	f	4.980 GHz	-54.985 dBm			
4	N	1	f	7.415 GHz	-54.393 dBm			
5	N	1	f	9.877 GHz	-55.992 dBm			
6								
7								
8								
9								
10								
11								

Appendix B: photographs of test setup

Conducted emissions at AC power line (150kHz-30MHz)

Radiated Emissions (30MHz-1GHz)



Radiated Emissions (above 1GHz)



Appendix C: photographs of EUT

Reference to the test report no. BLA-EMC-202505-A0901

----END OF REPORT----

The test report is effective only with both signature and specialized stamp, the result(s) shown in this report refer only to the sample(s) tested. Without written approval of BlueAsia, this report can't be reproduced except in full.

BlueAsia