FCC RF Test Report

APPLICANT	:	Lemobile Information Technology (Beijing) Co., Ltd.
EQUIPMENT	:	Mobile phone
BRAND NAME	:	LeEco
MODEL NAME	:	LEX727
FCC ID	:	2AFWMLEX727
STANDARD	:	47 CFR Part 2, 22(H), 24(E), 27(L), 27(M), 27(H)
CLASSIFICATION	:	PCS Licensed Transmitter Held to Ear (PCE)

The product was received on Aug. 30, 2016 and completely tested on Sep. 24, 2016. We, SPORTON INTERNATIONAL (KUNSHAN) INC., would like to declare that the tested sample has been evaluated in accordance with the test procedures given in ANSI / TIA / EIA-603-D-2010 and the testing has shown the tested sample to be in compliance with the applicable technical standards.

The test results in this report apply exclusively to the tested model / sample. Without written approval of SPORTON INTERNATIONAL (KUNSHAN) INC., the test report shall not be reproduced except in full.

James Huang

Prepared by: James Huang / Manager

Jones Tsai

Approved by: Jones Tsai / Manager

Testing Laboratory
2627

SPORTON INTERNATIONAL (KUNSHAN) INC.
No. 3-2, PingXiang Road, Kunshan, Jiangsu Province, P. R. China

TABLE OF CONTENTS

REVISION HISTORY **3**

SUMMARY OF TEST RESULT **4**

1 GENERAL DESCRIPTION **6**

1.1 Applicant 6
1.2 Manufacturer 6
1.3 Product Feature of Equipment Under Test 6
1.4 Product Specification of Equipment Under Test 7
1.5 Modification of EUT 8
1.6 Maximum ERP/EIRP Power, Frequency Tolerance, and Emission Designator 8
1.7 Testing Location 10
1.8 Applicable Standards 10

2 TEST CONFIGURATION OF EQUIPMENT UNDER TEST **11**

2.1 Test Mode 11
2.2 Connection Diagram of Test System 14
2.3 Support Unit used in test configuration and system 17
2.4 Measurement Results Explanation Example 17
2.5 Frequency List of Low/Middle/High Channels 18

3 CONDUCTED TEST ITEMS **21**

3.1 Measuring Instruments 21
3.2 Test Setup 21
3.3 Test Result of Conducted Test 21
3.4 Conducted Output Power and ERP/EIRP 22
3.5 Peak-to-Average Ratio 23
3.6 Occupied Bandwidth 24
3.7 Conducted Band Edge 25
3.8 Conducted Spurious Emission 28
3.9 Frequency Stability 29

4 RADIATED TEST ITEMS **30**

4.1 Measuring Instruments 30
4.2 Test Setup 30
4.3 Test Result of Radiated Test 30
4.4 Radiated Spurious Emission 31

5 LIST OF MEASURING EQUIPMENT **33**

6 UNCERTAINTY OF EVALUATION **34**

APPENDIX A. TEST RESULTS OF CONDUCTED TEST

APPENDIX B. TEST RESULTS OF RADIATED TEST

APPENDIX C. TEST SETUP PHOTOGRAPHS

REVISION HISTORY

REPORT NO.	VERSION	DESCRIPTION	ISSUED DATE
FG683002B	Rev. 01	Initial issue of report	Oct. 10, 2016

SUMMARY OF TEST RESULT

Report Section	FCC Rule	Description	Limit	Result	Remark
3.4	§2.1046	Conducted Output Power	Reporting Only	PASS	-
	§22.913(a)(2)	Effective Radiated Power (Band 5)	ERP < 7 Watt	PASS	
	§27.50(c)(10)	Effective Radiated Power (Band 12) (Band 17)	ERP < 3 Watt	PASS	
	§24.232(c) §27.50(h)(2)	Equivalent Isotropic Radiated Power (Band 2) (Band 7) (Band 38)	EIRP < 2Watt	PASS	
	§27.50(d)(4)	Equivalent Isotropic Radiated Power (Band 4)	EIRP < 1Watt	PASS	
3.5	§24.232(d)	Peak-to-Average Ratio	<13 dB	PASS	-
3.6	§2.1049	Occupied Bandwidth	Reporting Only	PASS	-
3.7	§2.1051 §22.917(a) §24.238(a) §27.53(g) §27.53(h)	Conducted Band Edge Measurement (Band 2) (Band 4) (Band 5) (Band 12) (Band 17)	< 43+10log10(P[Watts])	PASS	-
	§27.53(m)(4)	Conducted Band Edge Measurement (Band 7) (Band 38)	§27.53(m)(4)		

3.8	§2.1051 §22.917(a) §24.238(a) §27.53(g) §27.53(h)	Conducted Spurious Emission (Band 2) (Band 4) (Band 5) (Band 12) (Band 17)	< 43+10log10(P[Watts])	PASS	-
	§2.1051 §27.53(m)(4)	Conducted Spurious Emission (Band 7)(Band 38)	< 55+10log$_{10}$(P[Watts])		
3.9	§2.1055 §22.355	Frequency Stability Temperature & Voltage	< 2.5 ppm for Part 22H	PASS	-
	§2.1055 §24.235 §27.54		Within Authorized Band		
4.4	§2.1053 §22.917(a) §24.238(a) §27.53(g) §27.53(h)	Radiated Spurious Emission (Band 2) (Band 4) (Band 5) (Band 12) (Band 17)	< 43+10log$_{10}$(P[Watts])	PASS	Under limit 22.51 dB at 2113.020 MHz
	§2.1053 §27.53(m)(4)	Radiated Spurious Emission (Band 7)(Band 38)	< 55+10log$_{10}$(P[Watts])		

1 General Description

1.1 Applicant

Lemobile Information Technology (Beijing) Co., Ltd.
Wenhuaying North (No.1, Linkong 2nd St), Gaoliying, Shunyi District, Beijing

1.2 Manufacturer

Lemobile Information Technology (Beijing) Co., Ltd.
Wenhuaying North (No.1, Linkong 2nd St), Gaoliying, Shunyi District, Beijing

1.3 Product Feature of Equipment Under Test

Product Feature	
Equipment	Mobile phone
Brand Name	LeEco
Model Name	LEX727
FCC ID	2AFWMLEX727
EUT supports Radios application	GSM/GPRS/EGPRS/WCDMA/HSPA/DC-HSDPA/ HSPA+(16QAM uplink is not supported)/LTE/NFC WLAN 2.4GHz 802.11b/g/n HT20 WLAN 5GHz 802.11a/n HT20/HT40 WLAN 5GHz 802.11ac VHT20/VHT40/VHT80 Bluetooth v3.0 + EDR/Bluetooth v4.0 LE/Bluetooth v4.2 LE
IMEI Code	Conducted: 862524030000166 Radiation: 862524030000281 for Top Antenna 862524030000356 for Bottom Antenna
HW Version	HW_1.0.0
SW Version	zl1_cert_fcc
EUT Stage	Identical Prototype

1.4 Product Specification of Equipment Under Test

Standards-related Product Specification	
Tx Frequency	LTE Band 2 : 1850.7 MHz ~ 1909.3 MHz LTE Band 4 : 1710.7 MHz ~ 1754.3 MHz LTE Band 5 : 824.7 MHz ~ 848.3 MHz LTE Band 7 : 2502.5 MHz ~ 2567.5 MHz LTE Band 12 : 699.7 MHz ~ 715.3 MHz LTE Band 17 : 706.5 MHz ~ 713.5 MHz LTE Band 38 : 2572.5MHz ~ 2617.5MHz
Rx Frequency	LTE Band 2 : 1930.7 MHz ~ 1989.3 MHz LTE Band 4 : 2110.7 MHz ~ 2154.3 MHz LTE Band 5 : 869.7 MHz ~ 893.3 MHz LTE Band 7 : 2622.5MHz ~ 2687.5 MHz LTE Band 12 : 729.7 MHz ~ 745.3 MHz LTE Band 17 : 736.5 MHz ~ 743.5 MHz LTE Band 29 : 718.5 MHz ~726.5 MHz LTE Band 38 : 2572.5MHz ~ 2617.5MHz
Bandwidth	LTE Band 2 : 1.4MHz / 3MHz / 5MHz / 10MHz / 15MHz / 20MHz LTE Band 4 : 1.4MHz / 3MHz / 5MHz / 10MHz / 15MHz / 20MHz LTE Band 5 : 1.4MHz / 3MHz / 5MHz / 10MHz LTE Band 7 : 5MHz/ 10MHz / 15MHz / 20MHz LTE Band 12 : 1.4MHz / 3MHz / 5MHz / 10MHz LTE Band 17 : 5MHz / 10MHz LTE Band 38 : 5MHz / 10MHz / 15MHz / 20MHz
Maximum Output Power to Top Antenna	LTE Band 2 : 18.90 dBm LTE Band 4 : 20.39 dBm LTE Band 5 : 20.62 dBm LTE Band 7 : 14.81 dBm LTE Band 12 : 22.47 dBm LTE Band 17 : 22.31 dBm LTE Band 38 : 16.43 dBm
Antenna Gain to Top Antenna	LTE Band 2 : -3.00 dBi LTE Band 4 : -3.60 dBi LTE Band 5 : -4.50 dBi LTE Band 7 : -2.00 dBi LTE Band 12 : -4.30 dBi LTE Band 17 : -4.20 dBi LTE Band 38 : -2.00 dBi
Maximum Output Power to Bottom Antenna	LTE Band 2 : 23.95 dBm LTE Band 4 : 23.00 dBm LTE Band 5 : 23.00 dBm LTE Band 7 : 24.42 dBm LTE Band 12 : 23.07 dBm LTE Band 17 : 22.94 dBm LTE Band 38 : 24.45 dBm
Antenna Gain to Bottom Antenna	LTE Band 2 : -2.70 dBi LTE Band 4 : -2.50 dBi LTE Band 5 : -3.70 dBi LTE Band 7 : -1.50 dBi LTE Band 12 : -4.00 dBi LTE Band 17 : -4.00 dBi LTE Band 38 : -1.50 dBi
Type of Modulation	QPSK / 16QAM

1.5 Modification of EUT

No modifications are made to the EUT during all test items.

1.6 Maximum ERP/EIRP Power, Frequency Tolerance, and Emission Designator

LTE Band 2		QPSK				16QAM			
BW (MHz)	Frequency Range (MHz)	Emission Designator (99%OBW)	Frequency Tolerance (ppm)	Maximum EIRP(W)		Emission Designator (99%OBW)	Frequency Tolerance (ppm)	Maximum EIRP(W)	
				Top	Bottom			Top	Bottom
1.4	1850.7 ~ 1909.3	1M09G7D	-	0.0278	0.1007	1M09W7D	-	0.0242	0.0857
3	1851.5 ~ 1908.5	2M73G7D	-	0.0282	0.0991	2M73W7D	-	0.0243	0.0869
5	1852.5 ~ 1907.5	4M49G7D	-	0.0279	0.0989	4M49W7D	-	0.0239	0.0867
10	1855.0 ~ 1905.0	9M07G7D	0.0032	0.0291	0.1009	9M03W7D	-	0.0244	0.0871
15	1857.5 ~ 1902.5	13M5G7D	-	0.0337	0.1242	13M5W7D	-	0.0286	0.1038
20	1860.0 ~ 1900.0	18M6G7D	-	0.0389	0.1334	18M5W7D	-	0.0316	0.1153
LTE Band 4		QPSK				16QAM			
BW (MHz)	Frequency Range (MHz)	Emission Designator (99%OBW)	Frequency Tolerance (ppm)	Maximum EIRP(W)		Emission Designator (99%OBW)	Frequency Tolerance (ppm)	Maximum EIRP(W)	
				Top	Bottom			Top	Bottom
1.4	1710.7 ~ 1754.3	1M09G7D	-	0.0330	0.0843	1M10W7D	-	0.0281	0.0724
3	1711.5 ~ 1753.5	2M73G7D	-	0.0330	0.0851	2M74W7D	-	0.0284	0.0746
5	1712.5 ~ 1752.5	4M52G7D	-	0.0330	0.0845	4M52W7D	-	0.0278	0.0731
10	1715.0 ~ 1750.0	9M03G7D	0.0031	0.0344	0.0867	9M05W7D	-	0.0294	0.0755
15	1717.5 ~ 1747.5	13M5G7D	-	0.0407	0.1028	13M5W7D	-	0.0344	0.0869
20	1720.0 ~ 1745.0	18M5G7D	-	0.0478	0.1122	18M5W7D	-	0.0388	0.0984
LTE Band 5		QPSK				16QAM			
BW (MHz)	Frequency Range (MHz)	Emission Designator (99%OBW)	Frequency Tolerance (ppm)	Maximum ERP(W)		Emission Designator (99%OBW)	Frequency Tolerance (ppm)	Maximum ERP(W)	
				Top	Bottom			Top	Bottom
1.4	824.7 ~ 848.3	1M09G7D	-	0.0249	0.0515	1M10W7D	-	0.0206	0.0433
3	825.5 ~ 847.5	2M73G7D	-	0.0249	0.0519	2M72W7D	-	0.0213	0.0441
5	826.5 ~ 846.5	4M52G7D	-	0.0247	0.0512	4M50W7D	-	0.0209	0.0434
10	829.0 ~ 844.0	9M11G7D	0.0068	0.0244	0.0512	9M03W7D	-	0.0208	0.0440

LTE Band 7		QPSK				16QAM			
BW (MHz)	Frequency Range (MHz)	Emission Designator (99%OBW)	Frequency Tolerance (ppm)	Maximum EIRP(W)		Emission Designator (99%OBW)	Frequency Tolerance (ppm)	Maximum EIRP(W)	
				Top	Bottom			Top	Bottom
5	2502.5 ~ 2567.5	4M51G7D	-	0.0138	0.1528	4M50W7D	-	0.0117	0.1294
10	2505.0 ~ 2565.0	9M03G7D	0.0023	0.0142	0.1535	9M03W7D	-	0.0120	0.1306
15	2507.5 ~ 2562.5	13M5G7D	-	0.0169	0.1811	13M5W7D	-	0.0143	0.1542
20	2510.0 ~ 2560.0	18M5G7D	-	0.0191	0.1959	18M5W7D	-	0.0158	0.1690
LTE Band 12		QPSK				16QAM			
BW (MHz)	Frequency Range (MHz)	Emission Designator (99%OBW)	Frequency Tolerance (ppm)	Maximum ERP(W)		Emission Designator (99%OBW)	Frequency Tolerance (ppm)	Maximum ERP(W)	
				Top	Bottom			Top	Bottom
1.4	699.7 ~ 715.3	1M09G7D	-	0.0399	0.0478	1M10W7D	-	0.0327	0.0394
3	700.5 ~ 714.5	2M73G7D	-	0.0400	0.0492	2M74W7D	-	0.0333	0.0406
5	701.5 ~ 713.5	4M50G7D	-	0.0381	0.0462	4M50W7D	-	0.0330	0.0394
10	704.0 ~ 711.0	9M05G7D	0.0083	0.0632	0.0473	9M09W7D	-	0.0324	0.0652
LTE Band 17		QPSK				16QAM			
BW (MHz)	Frequency Range (MHz)	Emission Designator (99%OBW)	Frequency Tolerance (ppm)	Maximum ERP(W)		Emission Designator (99%OBW)	Frequency Tolerance (ppm)	Maximum ERP(W)	
				Top	Bottom			Top	Bottom
5	706.5 ~ 713.5	4M50G7D	-	0.0394	0.0478	4M51W7D	-	0.0339	0.0391
10	709.0 ~ 711.0	9M09G7D	0.0048	0.0394	0.0454	9M07W7D	-	0.0335	0.0393
LTE Band 38		QPSK				16QAM			
BW (MHz)	Frequency Range (MHz)	Emission Designator (99%OBW)	Frequency Tolerance (ppm)	Maximum EIRP(W)		Emission Designator (99%OBW)	Frequency Tolerance (ppm)	Maximum EIRP(W)	
				Top	Bottom			Top	Bottom
5	2572.5 ~ 2617.5	4M51G7D	-	0.0204	0.1633	4M96W7D	-	0.0156	0.1282
10	2575.0 ~ 2615.0	9M07G7D	0.0022	0.0211	0.1652	9M01W7D	-	0.0162	0.1259
15	2577.5 ~ 2612.5	13M4G7D	-	0.0247	0.1750	13M5W7D	-	0.0191	0.1384
20	2580.0 ~ 2610.0	18M5G7D	-	0.0277	0.1972	18M5W7D	-	0.0216	0.1517

1.7 Testing Location

Test Site	SPORTON INTERNATIONAL (KUNSHAN) INC.	
Test Site Location	No. 3-2, PingXiang Road, Kunshan, Jiangsu Province, P. R. China TEL: +86-0512-5790-0158 FAX: +86-0512-5790-0958	
Test Site No.	**Sporton Site No.**	
	TH01-KS	

Test Site	SPORTON INTERNATIONAL (SHENZHEN) INC.	
Test Site Location	No. 3 Building, the third floor of south, Shahe River west, Fengzeyuan warehouse, Nanshan District, Shenzhen, Guangdong, P. R. China TEL: +86-755- 3320-2398	
Test Site No.	**Sporton Site No.**	**FCC/IC Registration No.**
	03CH02-SZ	566869/4086F

1.8 Applicable Standards

According to the specifications of the manufacturer, the EUT must comply with the requirements of the following standards:

- 47 CFR Part 2, 22(H), 24(E), 27(L), 27(M), 27(H)
- ANSI / TIA / EIA-603-D-2010
- FCC KDB 971168 D01 Power Meas. License Digital Systems v02r02
- FCC KDB 412172 D01 Determining ERP and EIRP v01r01

Remark:

1. All test items were verified and recorded according to the standards and without any deviation during the test.
2. This EUT has also been tested and complied with the requirements of FCC Part 15, Subpart B, recorded in a separate test report.

2 Test Configuration of Equipment Under Test

2.1 Test Mode

Antenna port conducted and radiated test items listed below are performed according to KDB 971168 D01 Power Meas. License Digital Systems v02r02 with maximum output power.

Radiated measurements are performed by rotating the EUT in three different orthogonal test planes to find the maximum emission.

Test Items	Band	Bandwidth (MHz)						Modulation		RB #			Test Channel		
		1.4	3	5	10	15	20	QPSK	16QAM	1	Half	Full	L	M	H
Max. Output Power	2	v	v	v	v	v	v	v	v	v	v	v	v	v	v
	4	v	v	v	v	v	v	v	v	v	v	v	v	v	v
	5	v	v	v	v	-	-	v	v	v	v	v	v	v	v
	7	-	-	v	v	v	v	v	v	v	v	v	v	v	v
	38	-	-	v	v	v	v	v	v	v	v	v	v	v	v
	12	v	v	v	v	-	-	v	v	v	v	v	v	v	v
	17	-	-	v	v	-	-	v	v	v	v	v	v	v	v
Peak-to-Average Ratio	2						v	v	v	v		v	v	v	v
	4						v	v	v	v		v	v	v	v
	5				v	-	-	v	v	v		v	v	v	v
	7	-	-				v	v	v	v		v	v	v	v
	38	-	-				v	v	v	v		v	v	v	v
	12				v	-	-	v	v	v		v	v	v	v
	17	-	-		v	-	-	v	v	v		v	v	v	v

Test Items	Band	Bandwidth (MHz)						Modulation		RB #			Test Channel		
		1.4	3	5	10	15	20	QPSK	16QAM	1	Half	Full	L	M	H
26dB and 99% Bandwidth	2	v	v	v	v	v	v	v	v			v	v	v	v
	4	v	v	v	v	v	v	v	v			v	v	v	v
	5	v	v	v	v	-	-	v	v			v	v	v	v
	7	-	-	v	v	v	v	v	v			v	v	v	v
	38	-	-	v	v	v	v	v	v			v	v	v	v
	12	v	v	v	v	-	-	v	v			v	v	v	v
	17	-	-	v	v	-	-	v	v			v	v	v	v
Conducted Band Edge	2	v	v	v	v	v	v	v	v	v		v	v		v
	4	v	v	v	v	v	v	v	v	v		v	v		v
	5	v	v	v	v	-	-	v	v	v		v	v		v
	7	-	-	v	v	v	v	v	v	v		v	v		v
	38	-	-	v	v	v	v	v	v	v		v	v		v
	12	v	v	v	v	-	-	v	v	v		v	v		v
	17	-	-	v	v	-	-	v	v	v		v	v		v
Conducted Spurious Emission	2	v	v	v	v	v	v	v	v	v			v	v	v
	4	v	v	v	v	v	v	v	v	v			v	v	v
	5	v	v	v	v	-	-	v	v	v			v	v	v
	7	-	-	v	v	v	v	v	v	v			v	v	v
	38	-	-	v	v	v	v	v	v	v			v	v	v
	12	v	v	v	v	-	-	v	v	v			v	v	v
	17	-	-	v	v	-	-	v	v	v			v	v	v
Frequency Stability	2				v			v				v		v	
	4				v			v				v		v	
	5				v	-	-	v				v		v	
	7	-	-		v			v				v		v	
	38	-	-		v			v				v		v	
	12				v	-	-	v				v		v	
	17	-	-		v	-	-	v				v		v	

Test Items	Band	Bandwidth (MHz)						Modulation		RB #			Test Channel		
		1.4	3	5	10	15	20	QPSK	16QAM	1	Half	Full	L	M	H
E.R.P./ E.I.R.P.	2	v	v	v	v	v	v	v	v	v			v	v	v
	4	v	v	v	v	v	v	v	v	v			v	v	v
	5	v	v	v	v	-	-	v	v	v			v	v	v
	7	-	-	v	v	v	v	v	v	v			v	v	v
	38	-	-	v	v	v	v	v	v	v			v	v	v
	12	v	v	v	v	-	-	v	v	v			v	v	v
	17	-	-	v	v	-	-	v	v	v			v	v	v
Radiated Spurious Emission	2	v	v	v	v	v	v	v		v			v	v	v
	4	v	v	v	v	v	v	v		v			v	v	v
	5	v	v	v	v	-	-	v		v			v	v	v
	7	-	-	v	v	v	v	v		v				v	
	38	-	-	v	v	v	v	v		v				v	
	12	v	v	v	v	-	-	v		v			v	v	v
	17	-	-	v	v	-	-	v		v			v	v	v
Note	1. The mark "v " means that this configuration is chosen for testing 2. The mark "-" means that this bandwidth is not supported. 3. The device is investigated from 30MHz to 10 times of fundamental signal for radiated spurious emission test under different RB size/offset and modulations in exploratory test. Subsequently, only the worst case emissions are reported.														

2.2 Connection Diagram of Test System

Top Antenna

LTE Band 2 / 12

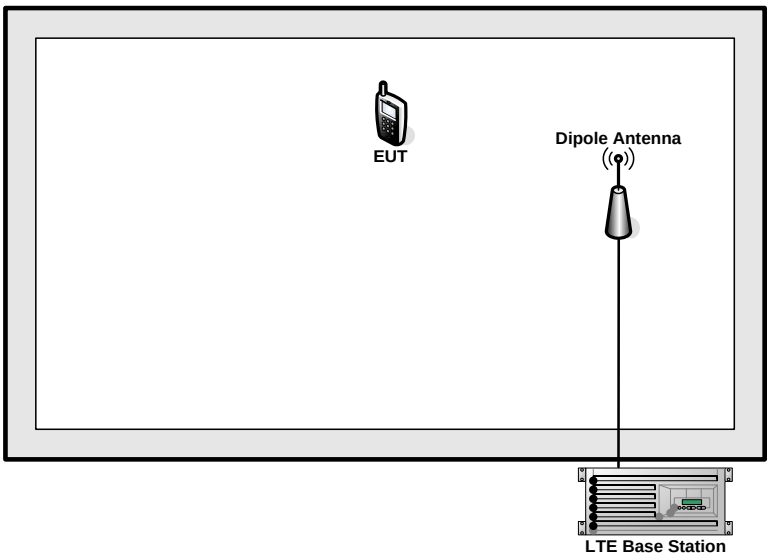

LTE Band 4 / 5 / 17 / 38

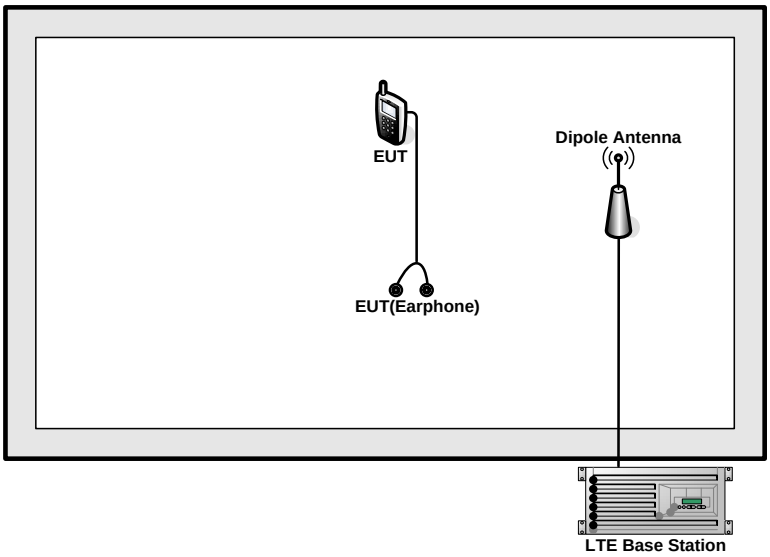

LTE Band 7

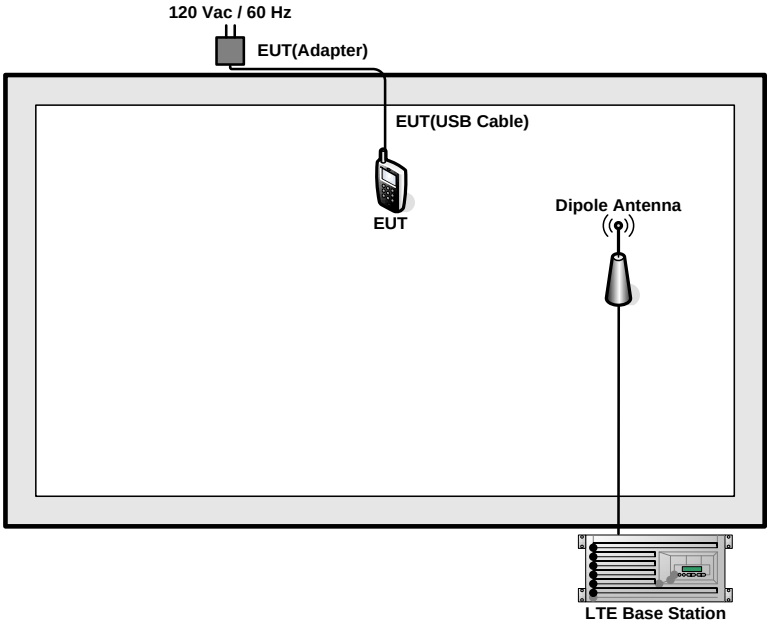
120 Vac / 60 Hz
EUT(Adapter)
EUT(USB Cable)
EUT
Dipole Antenna
LTE Base Station

Bottom Antenna

LTE Band 4 / 7 / 12 / 17 / 38

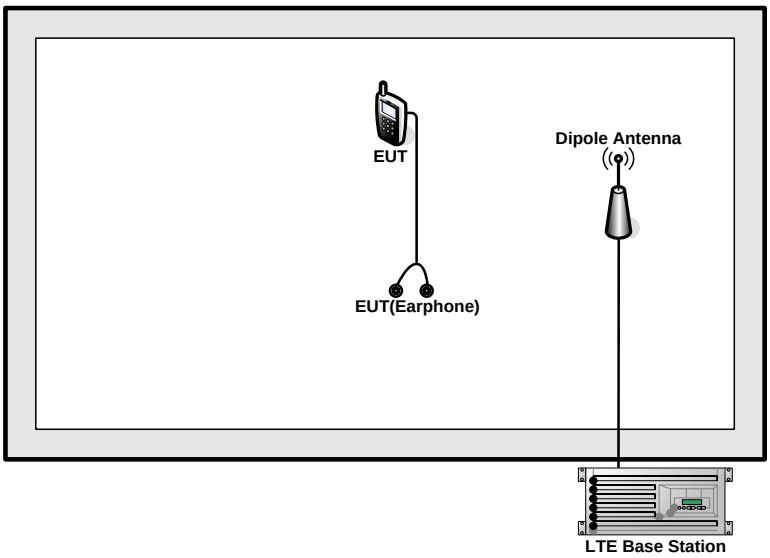

LTE Band 2 / 5

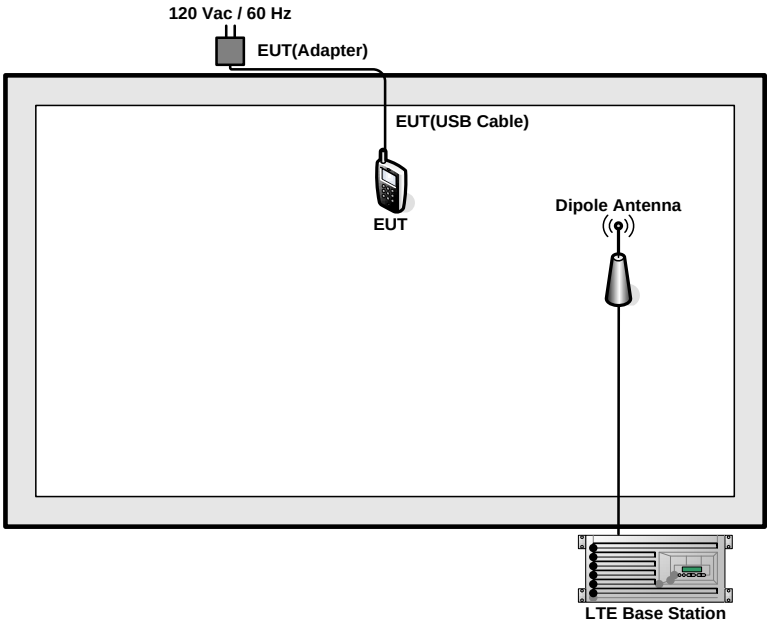

2.3 Support Unit used in test configuration and system

Item	Equipment	Trade Name	Model No.	FCC ID	Data Cable	Power Cord
1.	LTE Base Station	Anritsu	MT8820C	N/A	N/A	Unshielded, 1.8 m
2.	DC Power Supply	GW INSTEK	GPS-3030D	N/A	N/A	Unshielded, 1.8 m

2.4 Measurement Results Explanation Example

For all conducted test items:

The offset level is set in the spectrum analyzer to compensate the RF cable loss between EUT conducted output port and spectrum analyzer. With the offset compensation, the spectrum analyzer reading level is exactly the EUT RF output level.

The spectrum analyzer offset is derived from RF cable loss.

Offset = RF cable loss.

Following shows an offset computation example with cable loss 5.5 dB.

Example :

Offset(dB) = RF cable loss(dB).

= 5.5 (dB)

2.5 Frequency List of Low/Middle/High Channels

LTE Band 2 Channel and Frequency List				
BW [MHz]	Channel/Frequency(MHz)	Lowest	Middle	Highest
20	Channel	18700	18900	19100
	Frequency	1860	1880	1900
15	Channel	18675	18900	19125
	Frequency	1857.5	1880	1902.5
10	Channel	18650	18900	19150
	Frequency	1855	1880	1905
5	Channel	18625	18900	19175
	Frequency	1852.5	1880	1907.5
3	Channel	18615	18900	19185
	Frequency	1851.5	1880	1908.5
1.4	Channel	18607	18900	19193
	Frequency	1850.7	1880	1909.3

LTE Band 4 Channel and Frequency List				
BW [MHz]	Channel/Frequency(MHz)	Lowest	Middle	Highest
20	Channel	20050	20175	20300
	Frequency	1720	1732.5	1745
15	Channel	20025	20175	20325
	Frequency	1717.5	1732.5	1747.5
10	Channel	20000	20175	20350
	Frequency	1715	1732.5	1750
5	Channel	19975	20175	20375
	Frequency	1712.5	1732.5	1752.5
3	Channel	19965	20175	20385
	Frequency	1711.5	1732.5	1753.5
1.4	Channel	19957	20175	20393
	Frequency	1710.7	1732.5	1754.3

LTE Band 5 Channel and Frequency List				
BW [MHz]	Channel/Frequency(MHz)	Lowest	Middle	Highest
10	Channel	20450	20525	20600
	Frequency	829	836.5	844
5	Channel	20425	20525	20625
	Frequency	826.5	836.5	846.5
3	Channel	20415	20525	20635
	Frequency	825.5	836.5	847.5
1.4	Channel	20407	20525	20643
	Frequency	824.7	836.5	848.3

LTE Band 7 Channel and Frequency List				
BW [MHz]	Channel/Frequency(MHz)	Lowest	Middle	Highest
20	Channel	20850	21100	21350
	Frequency	2510	2535	2560
15	Channel	20825	21100	21375
	Frequency	2507.5	2535	2562.5
10	Channel	20800	21100	21400
	Frequency	2505	2535	2565
5	Channel	20775	21100	21425
	Frequency	2502.5	2535	2567.5

LTE Band 12 Channel and Frequency List				
BW [MHz]	Channel/Frequency(MHz)	Lowest	Middle	Highest
10	Channel	23060	23095	23130
	Frequency	704	707.5	711
5	Channel	23035	23095	23155
	Frequency	701.5	707.5	713.5
3	Channel	23025	23095	23165
	Frequency	700.5	707.5	714.5
1.4	Channel	23017	23095	23173
	Frequency	699.7	707.5	715.3

LTE Band 17 Channel and Frequency List				
BW [MHz]	Channel/Frequency(MHz)	Lowest	Middle	Highest
10	Channel	23780	23790	23800
	Frequency	709	710	711
5	Channel	23755	23790	23825
	Frequency	706.5	710	713.5

LTE Band 38 Channel and Frequency List				
BW [MHz]	Channel/Frequency(MHz)	Lowest	Middle	Highest
20	Channel	37850	38000	38150
	Frequency	2580	2595	2610
15	Channel	37825	38000	38175
	Frequency	2577.5	2595	2612.5
10	Channel	37800	38000	38200
	Frequency	2575	2595	2615
5	Channel	37775	38000	38225
	Frequency	2572.5	2595	2617.5

3 Conducted Test Items

3.1 Measuring Instruments

See list of measuring instruments of this test report.

3.2 Test Setup

3.2.1 Conducted Output Power



3.2.2 Peak-to-Average Ratio, Occupied Bandwidth ,Conducted Band-Edge and Conducted Spurious Emission

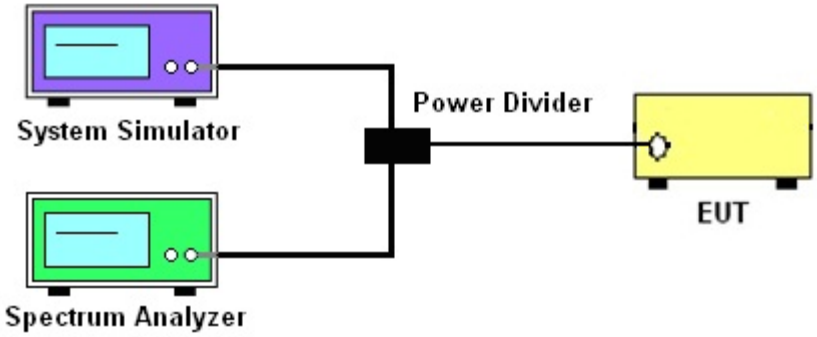

3.2.3 Frequency Stability

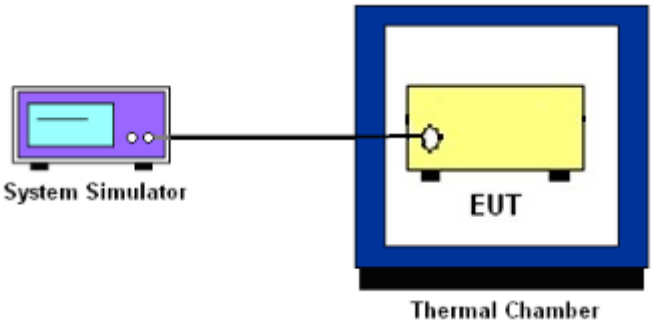

3.3 Test Result of Conducted Test

Please refer to Appendix A.

3.4 Conducted Output Power and ERP/EIRP

3.4.1 Description of the Conducted Output Power Measurement and ERP/EIRP Measurement

A system simulator was used to establish communication with the EUT. Its parameters were set to force the EUT transmitting at maximum output power. The measured power in the radio frequency on the transmitter output terminals shall be reported.

The ERP of mobile transmitters must not exceed 7 Watts for LTE Band 5.
The ERP of mobile transmitters must not exceed 3 Watts for LTE Band 12 and Band 17.
The EIRP of mobile transmitters must not exceed 2 Watts for LTE Band 2 and Band 7 and Band 38.
The EIRP of mobile transmitters must not exceed 1 Watts for LTE Band 4.
According to KDB 412172 D01 Power Approach,
EIRP = $P_T + G_T – L_C$, ERP = EIRP -2.15, where
P_T = transmitter output power in dBm
G_T = gain of the transmitting antenna in dBi
L_C = signal attenuation in the connecting cable between the transmitter and antenna in dB

3.4.2 Test Procedures

1. The transmitter output port was connected to the system simulator.
2. Set EUT at maximum power through the system simulator.
3. Select lowest, middle, and highest channels for each band and different modulation.
4. Measure and record the power level from the system simulator.

3.5 Peak-to-Average Ratio

3.5.1 Description of the PAR Measurement

Power Complementary Cumulative Distribution Function (CCDF) curves provide a means for characterizing the power peaks of a digitally modulated signal on a statistical basis. A CCDF curve depicts the probability of the peak signal amplitude exceeding the average power level. Most contemporary measurement instrumentation include the capability to produce CCDF curves for an input signal provided that the instrument's resolution bandwidth can be set wide enough to accommodate the entire input signal bandwidth. In measuring transmissions in this band using an average power technique, the peak-to-average ratio (PAR) of the transmission may not exceed 13 dB.

3.5.2 Test Procedures

1. The testing follows FCC KDB 971168 v02r02 Section 5.7.1.
2. The EUT was connected to spectrum and system simulator via a power divider.
3. Set the CCDF (Complementary Cumulative Distribution Function) option in spectrum analyzer.
4. The highest RF powers were measured and recorded the maximum PAPR level associated with a probability of 0.1 %.
5. Record the deviation as Peak to Average Ratio.

3.6 Occupied Bandwidth

3.6.1 Description of Occupied Bandwidth Measurement

The occupied bandwidth is the width of a frequency band such that, below the lower and above the upper frequency limits, the mean powers emitted are each equal to a specified percentage 0.5% of the total mean transmitted power.

The 26 dB emission bandwidth is defined as the frequency range between two points, one above and one below the carrier frequency, at which the spectral density of the emission is attenuated 26 dB below the maximum in-band spectral density of the modulated signal. Spectral density (power per unit bandwidth) is to be measured with a detector of resolution bandwidth equal to approximately 1.0% of the emission bandwidth.

3.6.2 Test Procedures

1. The testing follows FCC KDB 971168 v02r02 Section 4.2.
2. The EUT was connected to spectrum analyzer and system simulator via a power divider.
3. The spectrum analyzer center frequency is set to the nominal EUT channel center frequency. The span range for the spectrum analyzer shall be between two and five times the anticipated OBW.
4. The nominal resolution bandwidth (RBW) shall be in the range of 1 to 5 % of the anticipated OBW, and the VBW shall be at least 3 times the RBW.
5. Set the detection mode to peak, and the trace mode to max hold.
6. Determine the reference value: Set the EUT to transmit a modulated signal. Allow the trace to stabilize. Set the spectrum analyzer marker to the highest level of the displayed trace.
   (this is the reference value)
7. Determine the “-26 dB down amplitude” as equal to (Reference Value – X).
8. Place two markers, one at the lowest and the other at the highest frequency of the envelope of the spectral display such that each marker is at or slightly below the “–X dB down amplitude” determined in step 6. If a marker is below this “-X dB down amplitude” value it shall be placed as close as possible to this value. The OBW is the positive frequency difference between the two markers.
9. Use the 99 % power bandwidth function of the spectrum analyzer and report the measured bandwidth.

3.7 Conducted Band Edge

3.7.1 Description of Conducted Band Edge Measurement

22.917(a) for Band 5

For operations in the 824 – 849 MHz band, the FCC limit is 43 + $10\log_{10}$(P[Watts]) dB below the transmitter power P(Watts) in a 100kHz bandwidth. However, in the 1MHz bands immediately outside and adjacent to the licensee's frequency block, a resolution bandwidth of at least one percent of the emission bandwidth of the fundamental emission of the transmitter may be employed.

24.238 (a) for Band 2

For operations in the 1850-1910 and 1930-1990 MHz band, the FCC limit is 43 + $10\log_{10}$(P[Watts]) dB below the transmitter power P(Watts) in a 1MHz bandwidth. However, in the 1 MHz bands immediately outside and adjacent to the frequency block a resolution bandwidth of at least one percent of the emission bandwidth of the fundamental emission of the transmitter may be employed.

27.53 (g) for Band 12,17

For operations in the 698 -746 MHz band, the FCC limit is 43 + 10log10(P[Watts]) dB below the transmitter power P(Watts) in a 100 kHz bandwidth. However, in the 100 kilohertz bands immediately outside and adjacent to a licensee's frequency block, a resolution bandwidth of at least 30 kHz may be employed.

27.53 (h) for Band 4

For operations in the 1710 – 1755 MHz band, the FCC limit is 43 + $10\log_{10}$(P[Watts]) dB below the transmitter power P(Watts) in a 1 MHz bandwidth. However, in the 1MHz bands immediately outside and adjacent to the licensee's frequency block, a resolution bandwidth of at least one percent of the emission bandwidth of the fundamental emission of the transmitter may be employed.

27.53(m)(4) for FCC Band 7, 38:

For mobile digital stations, the attenuation factor shall be not less than 40 + 10 log (P) dB on all frequencies between the channel edge and 5 megahertz from the channel edge, 43 + 10 log (P) dB on all frequencies between 5 megahertz and X megahertz from the channel edge, and 55 + 10 log (P) dB on all frequencies more than X megahertz from the channel edge, where X is the greater of 6 megahertz or the actual emission bandwidth as defined in paragraph (m)(6) of this section. In addition, the attenuation factor shall not be less that 43 + 10 log (P) dB on all frequencies between 2490.5 MHz and 2496 MHz and 55 + 10 log (P) dB at or below 2490.5 MHz. Mobile Satellite Service licensees operating on frequencies below 2495 MHz may also submit a documented interference complaint against BRS licensees operating on channel BRS Channel 1 on the same terms and conditions as adjacent channel BRS or EBS licensees.

3.7.2 Test Procedures

1. The testing follows FCC KDB 971168 v02r02 Section 6.0.
2. The EUT was connected to spectrum analyzer and system simulator via a power divider.
3. The band edges of low and high channels for the highest RF powers were measured.
4. Set RBW >= 1% EBW in the 1MHz band immediately outside and adjacent to the band edge.
5. Beyond the 1 MHz band from the band edge, RBW=1MHz was used
6. Set spectrum analyzer with RMS detector.
7. Offset has included the duty factor for LTE Band 38. Duty factor =10 log (1/x), where x is the measured duty cycle.
8. The RF fundamental frequency should be excluded against the limit line in the operating frequency band.
9. Checked that all the results comply with the emission limit line.

   Example:

   The limit line is derived from 43 + 10log(P)dB below the transmitter power P(Watts)

   = P(W)- [43 + 10log(P)] (dB)

   = [30 + 10log(P)] (dBm) - [43 + 10log(P)] (dB) = -13dBm.
10. For LTE Band 7, 38, the other 40 dB, and 55 dB have additionally applied same calculation above.

3.8 Conducted Spurious Emission

3.8.1 Description of Conducted Spurious Emission Measurement

The power of any emission outside of the authorized operating frequency ranges must be lower than the transmitter power (P) by a factor of at least 43 + 10 log (P) dB.

For Band 7, 38:

The power of any emission outside of the authorized operating frequency ranges must be lower than the transmitter power (P) by a factor of at least 55 + 10 log (P) dB.

It is measured by means of a calibrated spectrum analyzer and scanned from 30 MHz up to a frequency including its 10th harmonic.

3.8.2 Test Procedures

1. The testing follows FCC KDB 971168 v02r02 Section 6.0.
2. The EUT was connected to spectrum analyzer and system simulator via a power divider.
3. The RF output of EUT was connected to the spectrum analyzer by RF cable and attenuator. The path loss was compensated to the results for each measurement.
4. The middle channel for the highest RF power within the transmitting frequency was measured.
5. The conducted spurious emission for the whole frequency range was taken.
6. Make the measurement with the spectrum analyzer's RBW = 1MHz, VBW = 3MHz.
7. Set spectrum analyzer with RMS detector.
8. Taking the record of maximum spurious emission.
9. Offset has included the duty factor for LTE Band 38. Duty factor =10 log (1/x), where x is the measured duty cycle
10. The RF fundamental frequency should be excluded against the limit line in the operating frequency band.
11. The limit line is derived from 43 + 10log(P)dB below the transmitter power P(Watts)
    = P(W)- [43 + 10log(P)] (dB)
    = [30 + 10log(P)] (dBm) - [43 + 10log(P)] (dB)
    = -13dBm.
12. For Band 7, 38
    The limit line is derived from 55 + 10log(P)dB below the transmitter power P(Watts)
    = P(W)- [55+ 10log(P)] (dB)
    = [30+ 10log(P)] (dBm) - [55+ 10log(P)] (dB)
    = -25dBm.

3.9 Frequency Stability

3.9.1 Description of Frequency Stability Measurement

The frequency stability shall be measured by variation of ambient temperature and variation of primary supply voltage to ensure that the fundamental emission stays within the authorized frequency block. The frequency stability of the transmitter shall be maintained within ±0.00025% (±2.5ppm) of the center frequency.

3.9.2 Test Procedures for Temperature Variation

1. The testing follows FCC KDB 971168 v02r02 Section 9.0.
2. The EUT was set up in the thermal chamber and connected with the system simulator.
3. With power OFF, the temperature was decreased to -30°C and the EUT was stabilized before testing. Power was applied and the maximum change in frequency was recorded within one minute.
4. With power OFF, the temperature was raised in 10°C step up to 50°C. The EUT was stabilized at each step for at least half an hour. Power was applied and the maximum frequency change was recorded within one minute.

3.9.3 Test Procedures for Voltage Variation

1. The testing follows FCC KDB 971168 v02r02 Section 9.0.
2. The EUT was placed in a temperature chamber at 25±5° C and connected with the system simulator.
3. The power supply voltage to the EUT was varied from 85% to 115% of the nominal value measured at the input to the EUT.
4. The variation in frequency was measured for the worst case.

4 Radiated Test Items

4.1 Measuring Instruments

See list of measuring instruments of this test report.

4.2 Test Setup

4.2.1 For radiated test from 30MHz to 1GHz

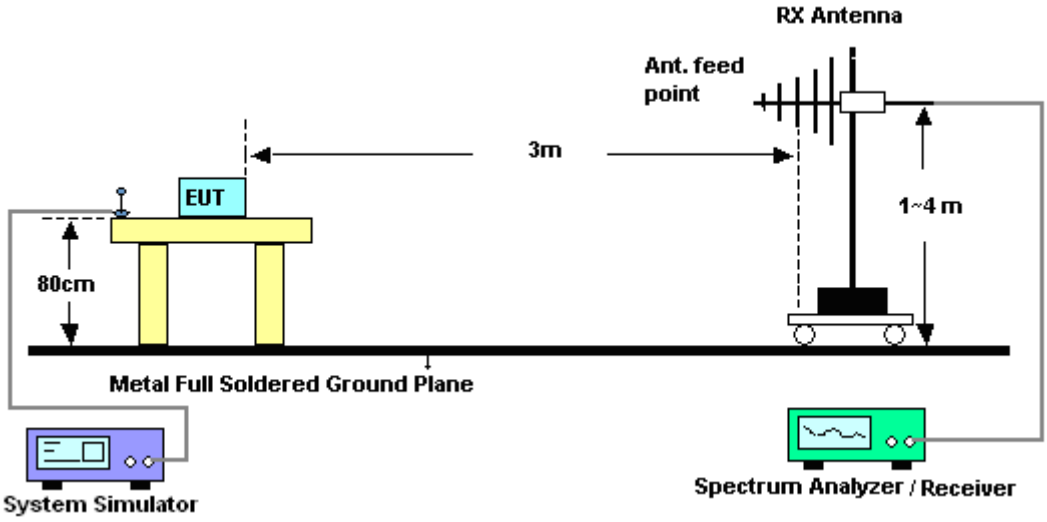

4.2.2 For radiated test above 1GHz

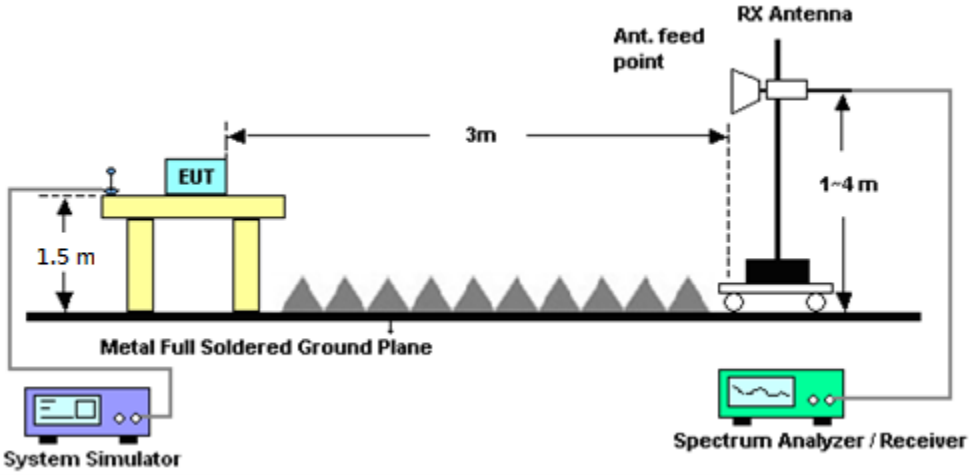

4.3 Test Result of Radiated Test

Please refer to Appendix B.

4.4 Radiated Spurious Emission

4.4.1 Description of Radiated Spurious Emission

The radiated spurious emission was measured by substitution method according to ANSI / TIA / EIA-603-D-2010. The power of any emission outside of the authorized operating frequency ranges must be attenuated below the transmitter power (P) by a factor of at least 43 + 10 log (P) dB.

For Band 7, 38

The power of any emission outside of the authorized operating frequency ranges must be attenuated below the transmitter power (P) by a factor of at least 55 + 10 log (P) dB.

For LTE Band 12, 17

For operations in the 746-758 MHz, 775-788 MHz, and 805-806 MHz bands, emissions in the band 1559-1610 MHz shall be limited to −70 dBW/MHz equivalent isotropically radiated power (EIRP) for wideband signals, and −80 dBW EIRP for discrete emissions of less than 700 Hz bandwidth.

The spectrum is scanned from 30 MHz up to a frequency including its 10th harmonic.

4.4.2 Test Procedures

1. The testing follows FCC KDB 971168 v02r02 Section 5.8 and ANSI / TIA-603-D-2010 Section 2.2.12.
2. The EUT was placed on a turntable with 0.8 meter for frequency below 1GHz and 1.5 meter for frequency above 1GHz respectively above ground.
3. The EUT was set 3 meters from the receiving antenna, which was mounted on the antenna tower.
4. The table was rotated 360 degrees to determine the position of the highest spurious emission.
5. The height of the receiving antenna is varied between one meter and four meters to search the maximum spurious emission for both horizontal and vertical polarizations.
6. Make the measurement with the spectrum analyzer's RBW = 1MHz, VBW = 3MHz, taking the record of maximum spurious emission.
7. A horn antenna was substituted in place of the EUT and was driven by a signal generator.
8. Tune the output power of signal generator to the same emission level with EUT maximum spurious emission.
9. Taking the record of output power at antenna port.
10. Repeat step 7 to step 8 for another polarization.
11. The RF fundamental frequency should be excluded against the limit line in the operating frequency band.
    The limit line is derived from 43 + 10log(P)dB below the transmitter power P(Watts)
    = P(W)- [43 + 10log(P)] (dB)
    = [30 + 10log(P)] (dBm) - [43 + 10log(P)] (dB)
    = -13dBm.
12. For Band 7, 38:
    The limit line is derived from 55 + 10log(P)dB below the transmitter power P(Watts)
    EIRP (dBm) = S.G. Power – Tx Cable Loss + Tx Antenna Gain
    ERP (dBm) = EIRP - 2.15

5 List of Measuring Equipment

Instrument	Manufacturer	Model No.	Serial No.	Characteristics	Calibration Date	Test Date	Due Date	Remark
Spectrum Analyzer	R&S	FSV40	101040	10Hz~40GHz	Aug. 09, 2016	Sep. 09, 2016~ Sep. 24, 2016	Aug. 08, 2017	Conducted (TH01-KS)
Thermal Chamber	Ten Billion	TTC-B3S	TBN-960502	-40~+150°C	Oct. 24, 2015	Sep. 09, 2016~ Sep. 24, 2016	Oct. 23, 2016	Conducted (TH01-KS)
Spectrum Analyzer	R&S	FSV40	101041	10kHz~40GHz;Max 30dBm	Oct. 20, 2015	Sep. 15, 2016~ Sep. 20, 2016	Oct. 19, 2016	Radiation (03CH02-SZ)
Bilog Antenna	TeseQ	CBL6112D	35407	30MHz~2GHz	May 21, 2016	Sep. 15, 2016~ Sep. 20, 2016	May 20, 2017	Radiation (03CH02-SZ)
Double Ridge Horn Antenna	SCHWARZBECK	BBHA 9120D	9120D-1285	1GHz~18GHz	Jan. 11, 2016	Sep. 15, 2016~ Sep. 20, 2016	Jan. 10, 2017	Radiation (03CH02-SZ)
SHF-EHF Horn	com-power	AH-840	101071	18GHz~40GHz	Aug. 10, 2016	Sep. 15, 2016~ Sep. 20, 2016	Aug. 09, 2017	Radiation (03CH02-SZ)
Amplifier	Agilent	8449B	3008A01023	1GHz~26.5GHz	Oct. 20, 2015	Sep. 15, 2016~ Sep. 20, 2016	Oct. 19, 2016	Radiation (03CH02-SZ)
Amplifier	HP	8447F	3113A04622	9kHz~1300MHz / 30 dB	Jul. 16, 2016	Sep. 15, 2016~ Sep. 20, 2016	Jul. 15, 2017	Radiation (03CH02-SZ)
HF Amplifier	MITEQ	TTA1840-35-HG	1871923	18GHz~40GHz	Jul. 16, 2016	Sep. 15, 2016~ Sep. 20, 2016	Jul. 15, 2017	Radiation (03CH02-SZ)
AC Power Source	Chroma	61601	616010002470	N/A	NCR	Sep. 15, 2016~ Sep. 20, 2016	NCR	Radiation (03CH02-SZ)
Turn Table	Chaintek	T-200	N/A	0~360 degree	NCR	Sep. 15, 2016~ Sep. 20, 2016	NCR	Radiation (03CH02-SZ)
Antenna Mast	Chaintek	MBS-400	N/A	1 m~4 m	NCR	Sep. 15, 2016~ Sep. 20, 2016	NCR	Radiation (03CH02-SZ)

NCR: No Calibration Required

6 Uncertainty of Evaluation

Uncertainty of Radiated Emission Measurement (30 MHz ~ 1000 MHz)

Measuring Uncertainty for a Level of Confidence of 95% (U = 2Uc(y))	2.5 dB

Uncertainty of Radiated Emission Measurement (1GHz ~ 18GHz)

Measuring Uncertainty for a Level of Confidence of 95% (U = 2Uc(y))	3.3dB

Uncertainty of Radiated Emission Measurement (18GHz ~ 40GHz)

Measuring Uncertainty for a Level of Confidence of 95% (U = 2Uc(y))	3.7dB

Appendix A. Test Results of Conducted Test

Conducted Output Power(Average power)

Top Antenna

LTE Band 2 Maximum Average Power [dBm]						
BW [MHz]	RB Size	RB Offset	Mod	Lowest	Middle	Highest
20	1	0	QPSK	18.85	18.76	18.90
20	1	49		17.18	17.22	17.42
20	1	99		18.09	18.17	18.40
20	50	0		16.73	16.75	16.92
20	50	24		16.24	16.28	16.51
20	50	50		16.37	16.48	16.65
20	100	0		16.57	16.61	16.75
20	1	0	16-QAM	17.95	17.98	17.99
20	1	49		16.36	16.32	16.67
20	1	99		17.18	17.27	17.51
20	50	0		15.71	15.73	15.88
20	50	24		15.23	15.29	15.48
20	50	50		15.34	15.47	15.57
20	100	0		15.53	15.54	15.70
15	1	0	QPSK	18.17	18.16	18.28
15	1	37		17.16	17.16	17.49
15	1	74		17.54	17.81	17.88
15	36	0		16.57	16.58	16.74
15	36	20		16.20	16.27	16.41
15	36	39		16.21	16.34	16.47
15	75	0		16.42	16.39	16.57
15	1	0	16-QAM	17.46	17.38	17.57
15	1	37		16.40	16.39	16.63
15	1	74		16.80	16.96	17.19
15	36	0		15.48	15.46	15.67
15	36	20		15.14	15.17	15.38
15	36	39		15.13	15.26	15.39
15	75	0		15.33	15.38	15.54

LTE Band 2 Maximum Average Power [dBm]						
BW [MHz]	RB Size	RB Offset	Mod	Lowest	Middle	Highest
10	1	0	QPSK	17.41	17.40	17.64
10	1	25		17.17	17.15	17.37
10	1	49		17.02	17.18	17.35
10	25	0		16.22	16.21	16.38
10	25	12		16.11	16.14	16.35
10	25	25		16.03	16.10	16.32
10	50	0		16.11	16.13	16.38
10	1	0	16-QAM	16.61	16.62	16.88
10	1	25		16.37	16.43	16.63
10	1	49		16.27	16.45	16.62
10	25	0		15.16	15.19	15.36
10	25	12		15.09	15.11	15.32
10	25	25		15.02	15.06	15.28
10	50	0		15.08	15.10	15.32
5	1	0	QPSK	17.24	17.24	17.46
5	1	12		17.13	17.21	17.45
5	1	24		17.09	17.19	17.41
5	12	0		16.14	16.13	16.36
5	12	7		16.10	16.10	16.37
5	12	13		16.04	16.08	16.36
5	25	0		16.07	16.07	16.37
5	1	0	16-QAM	16.57	16.45	16.69
5	1	12		16.49	16.59	16.79
5	1	24		16.34	16.46	16.68
5	12	0		15.18	15.16	15.36
5	12	7		15.12	15.13	15.42
5	12	13		15.07	15.08	15.38
5	25	0		15.06	15.06	15.35

LTE Band 2 Maximum Average Power [dBm]						
BW [MHz]	RB Size	RB Offset	Mod	Lowest	Middle	Highest
3	1	0	QPSK	17.24	17.22	17.44
3	1	8		17.29	17.20	17.51
3	1	14		17.09	17.14	17.35
3	8	0		16.15	16.12	16.40
3	8	4		16.12	16.11	16.41
3	8	7		16.09	16.08	16.38
3	15	0		16.09	16.08	16.34
3	1	0	16-QAM	16.40	16.40	16.65
3	1	8		16.69	16.60	16.86
3	1	14		16.33	16.33	16.62
3	8	0		15.09	15.08	15.38
3	8	4		15.09	15.07	15.37
3	8	7		15.04	15.00	15.37
3	15	0		15.14	15.13	15.42
1.4	1	0	QPSK	17.10	17.14	17.32
1.4	1	3		17.17	17.21	17.44
1.4	1	5		17.06	17.09	17.35
1.4	3	0		17.10	17.11	17.37
1.4	3	1		17.20	17.16	17.43
1.4	3	3		17.19	17.15	17.40
1.4	6	0		16.03	16.06	16.29
1.4	1	0	16-QAM	16.47	16.49	16.83
1.4	1	3		16.46	16.47	16.68
1.4	1	5		16.40	16.53	16.69
1.4	3	0		16.13	16.08	16.39
1.4	3	1		16.26	16.16	16.48
1.4	3	3		16.21	16.11	16.41
1.4	6	0		15.12	15.06	15.37

LTE Band 4 Maximum Average Power [dBm]						
BW [MHz]	RB Size	RB Offset	Mod	Lowest	Middle	Highest
20	1	0	QPSK	20.39	20.35	20.25
20	1	49		18.85	18.69	18.63
20	1	99		19.57	19.58	19.43
20	50	0		18.39	18.27	18.22
20	50	24		17.81	17.78	17.71
20	50	50		17.99	17.92	17.85
20	100	0		18.14	18.12	18.03
20	1	0	16-QAM	19.41	19.49	19.42
20	1	49		17.81	17.86	17.82
20	1	99		18.66	18.72	18.55
20	50	0		17.34	17.21	17.20
20	50	24		16.79	16.76	16.72
20	50	50		16.91	16.86	16.85
20	100	0		17.00	17.09	17.05
15	1	0	QPSK	19.70	19.67	19.65
15	1	37		18.75	18.68	18.67
15	1	74		19.12	19.07	19.07
15	36	0		18.18	18.02	18.01
15	36	20		17.76	17.69	17.71
15	36	39		17.76	17.66	17.65
15	75	0		17.93	17.91	17.88
15	1	0	16-QAM	18.97	18.88	18.92
15	1	37		17.92	17.86	17.95
15	1	74		18.39	18.30	18.15
15	36	0		17.00	16.92	16.90
15	36	20		16.71	16.61	16.59
15	36	39		16.70	16.56	16.59
15	75	0		16.85	16.83	16.81

LTE Band 4 Maximum Average Power [dBm]						
BW [MHz]	RB Size	RB Offset	Mod	Lowest	Middle	Highest
10	1	0	QPSK	18.93	18.91	18.97
10	1	25		18.73	18.67	18.63
10	1	49		18.69	18.59	18.53
10	25	0		17.78	17.78	17.83
10	25	12		17.68	17.72	17.63
10	25	25		17.61	17.65	17.53
10	50	0		17.69	17.73	17.63
10	1	0	16-QAM	18.07	18.13	18.28
10	1	25		17.97	17.96	17.90
10	1	49		17.79	17.80	17.78
10	25	0		16.72	16.75	16.81
10	25	12		16.62	16.68	16.60
10	25	25		16.55	16.59	16.54
10	50	0		16.69	16.72	16.63
5	1	0	QPSK	18.73	18.79	18.74
5	1	12		18.64	18.72	18.59
5	1	24		18.67	18.73	18.60
5	12	0		17.66	17.69	17.69
5	12	7		17.62	17.70	17.62
5	12	13		17.62	17.70	17.62
5	25	0		17.60	17.66	17.59
5	1	0	16-QAM	17.88	18.04	17.95
5	1	12		18.02	17.98	17.99
5	1	24		17.75	17.93	17.79
5	12	0		16.64	16.71	16.68
5	12	7		16.73	16.67	16.64
5	12	13		16.59	16.69	16.66
5	25	0		16.56	16.65	16.57

LTE Band 4 Maximum Average Power [dBm]						
BW [MHz]	RB Size	RB Offset	Mod	Lowest	Middle	Highest
3	1	0	QPSK	18.69	18.78	18.66
3	1	8		18.69	18.79	18.76
3	1	14		18.61	18.58	18.57
3	8	0		17.64	17.74	17.65
3	8	4		17.61	17.69	17.66
3	8	7		17.62	17.68	17.57
3	15	0		17.59	17.67	17.62
3	1	0	16-QAM	17.97	17.97	17.85
3	1	8		18.13	18.06	18.04
3	1	14		17.79	17.78	17.77
3	8	0		16.66	16.63	16.61
3	8	4		16.60	16.71	16.63
3	8	7		16.52	16.67	16.52
3	15	0		16.61	16.73	16.76
1.4	1	0	QPSK	18.61	18.70	18.70
1.4	1	3		18.71	18.78	18.72
1.4	1	5		18.61	18.72	18.57
1.4	3	0		18.66	18.73	18.61
1.4	3	1		18.67	18.77	18.65
1.4	3	3		18.65	18.76	18.69
1.4	6	0		17.50	17.69	17.52
1.4	1	0	16-QAM	17.93	18.08	17.93
1.4	1	3		17.97	18.02	17.91
1.4	1	5		17.97	17.99	17.92
1.4	3	0		17.68	17.71	17.70
1.4	3	1		17.75	17.79	17.75
1.4	3	3		17.72	17.78	17.73
1.4	6	0		16.65	16.69	16.62

LTE Band 5 Maximum Average Power [dBm]						
BW [MHz]	RB Size	RB Offset	Mod	Lowest	Middle	Highest
10	1	0	QPSK	20.31	20.37	20.45
10	1	25		20.38	20.46	20.53
10	1	49		20.24	20.38	20.36
10	25	0		19.41	19.45	19.50
10	25	12		19.44	19.53	19.59
10	25	25		19.39	19.42	19.48
10	50	0		19.39	19.50	19.54
10	1	0	16-QAM	19.59	19.57	19.76
10	1	25		19.64	19.75	19.84
10	1	49		19.48	19.60	19.60
10	25	0		18.44	18.42	18.51
10	25	12		18.45	18.55	18.60
10	25	25		18.40	18.41	18.47
10	50	0		18.39	18.48	18.54
5	1	0	QPSK	20.41	20.41	20.57
5	1	12		20.45	20.48	20.55
5	1	24		20.37	20.42	20.51
5	12	0		19.41	19.43	19.61
5	12	7		19.48	19.50	19.58
5	12	13		19.33	19.53	19.54
5	25	0		19.42	19.45	19.51
5	1	0	16-QAM	19.62	19.64	19.85
5	1	12		19.75	19.80	19.83
5	1	24		19.55	19.70	19.76
5	12	0		18.46	18.48	18.62
5	12	7		18.52	18.53	18.58
5	12	13		18.41	18.53	18.56
5	25	0		18.45	18.49	18.51

LTE Band 5 Maximum Average Power [dBm]						
BW [MHz]	RB Size	RB Offset	Mod	Lowest	Middle	Highest
3	1	0	QPSK	20.33	20.38	20.48
3	1	8		20.47	20.54	20.61
3	1	14		20.34	20.34	20.47
3	8	0		19.36	19.41	19.51
3	8	4		19.40	19.48	19.59
3	8	7		19.38	19.47	19.54
3	15	0		19.37	19.43	19.54
3	1	0	16-QAM	19.56	19.66	19.76
3	1	8		19.73	19.83	19.94
3	1	14		19.60	19.58	19.79
3	8	0		18.43	18.48	18.57
3	8	4		18.47	18.52	18.60
3	8	7		18.44	18.54	18.59
3	15	0		18.44	18.53	18.59
1.4	1	0	QPSK	20.38	20.36	20.46
1.4	1	3		20.47	20.45	20.58
1.4	1	5		20.33	20.41	20.47
1.4	3	0		20.45	20.44	20.59
1.4	3	1		20.46	20.50	20.62
1.4	3	3		20.47	20.52	20.61
1.4	6	0		19.31	19.41	19.48
1.4	1	0	16-QAM	19.59	19.60	19.77
1.4	1	3		19.58	19.69	19.78
1.4	1	5		19.58	19.64	19.72
1.4	3	0		19.41	19.47	19.57
1.4	3	1		19.46	19.50	19.62
1.4	3	3		19.46	19.56	19.62
1.4	6	0		18.43	18.48	18.54

LTE Band 7 Maximum Average Power [dBm]						
BW [MHz]	RB Size	RB Offset	Mod	Lowest	Middle	Highest
20	1	0	QPSK	14.74	14.81	14.70
20	1	49		13.41	13.41	13.36
20	1	99		14.36	14.31	14.23
20	50	0		12.89	12.93	12.88
20	50	24		12.59	12.58	12.58
20	50	50		12.76	12.70	12.70
20	100	0		12.89	12.90	12.88
20	1	0	16-QAM	13.99	13.91	13.99
20	1	49		12.69	12.68	12.69
20	1	99		13.65	13.55	13.48
20	50	0		11.88	11.98	11.91
20	50	24		11.58	11.64	11.60
20	50	50		11.73	11.72	11.67
20	100	0		11.84	11.91	11.85
15	1	0	QPSK	14.09	14.27	14.21
15	1	37		13.46	13.36	13.32
15	1	74		13.91	13.96	13.85
15	36	0		12.74	12.80	12.79
15	36	20		12.54	12.54	12.52
15	36	39		12.63	12.59	12.53
15	75	0		12.69	12.70	12.61
15	1	0	16-QAM	13.48	13.54	13.46
15	1	37		12.66	12.67	12.52
15	1	74		13.18	13.19	13.08
15	36	0		11.68	11.80	11.71
15	36	20		11.51	11.57	11.54
15	36	39		11.63	11.60	11.53
15	75	0		11.63	11.70	11.59

LTE Band 7 Maximum Average Power [dBm]						
BW [MHz]	RB Size	RB Offset	Mod	Lowest	Middle	Highest
10	1	0	QPSK	13.39	13.51	13.41
10	1	25		13.31	13.31	13.28
10	1	49		13.34	13.28	13.25
10	25	0		12.48	12.47	12.44
10	25	12		12.42	12.38	12.38
10	25	25		12.45	12.29	12.35
10	50	0		12.39	12.41	12.39
10	1	0	16-QAM	12.79	12.79	12.67
10	1	25		12.64	12.55	12.60
10	1	49		12.66	12.57	12.46
10	25	0		11.44	11.48	11.40
10	25	12		11.38	11.41	11.42
10	25	25		11.43	11.33	11.35
10	50	0		11.36	11.40	11.42
5	1	0	QPSK	13.32	13.41	13.38
5	1	12		13.33	13.32	13.30
5	1	24		13.30	13.27	13.27
5	12	0		12.43	12.31	12.37
5	12	7		12.38	12.37	12.38
5	12	13		12.38	12.34	12.33
5	25	0		12.35	12.34	12.33
5	1	0	16-QAM	12.65	12.67	12.63
5	1	12		12.62	12.53	12.53
5	1	24		12.54	12.47	12.49
5	12	0		11.46	11.37	11.41
5	12	7		11.37	11.41	11.39
5	12	13		11.36	11.37	11.36
5	25	0		11.32	11.38	11.37

LTE Band 12 Maximum Average Power [dBm]						
BW [MHz]	RB Size	RB Offset	Mod	Lowest	Middle	Highest
10	1	0	QPSK	22.03	22.15	22.11
10	1	25		22.19	22.31	22.19
10	1	49		22.11	22.10	22.14
10	25	0		21.41	21.45	21.39
10	25	12		21.36	21.42	21.38
10	25	25		21.39	21.36	21.37
10	50	0		21.39	21.42	21.37
10	1	0	16-QAM	21.31	21.35	21.43
10	1	25		21.47	21.55	21.47
10	1	49		21.41	21.38	21.53
10	25	0		20.32	20.30	20.40
10	25	12		20.34	20.42	20.37
10	25	25		20.36	20.30	20.32
10	50	0		20.38	20.29	20.30
5	1	0	QPSK	22.12	22.21	22.21
5	1	12		22.18	22.24	22.17
5	1	24		22.26	22.18	22.18
5	12	0		21.29	21.30	21.35
5	12	7		21.43	21.40	21.31
5	12	13		21.43	21.35	21.38
5	25	0		21.39	21.36	21.31
5	1	0	16-QAM	21.57	21.47	21.53
5	1	12		21.63	21.51	21.50
5	1	24		21.51	21.44	21.54
5	12	0		20.32	20.25	20.39
5	12	7		20.45	20.38	20.33
5	12	13		20.46	20.32	20.31
5	25	0		20.32	20.39	20.28

LTE Band 12 Maximum Average Power [dBm]						
BW [MHz]	RB Size	RB Offset	Mod	Lowest	Middle	Highest
3	1	0	QPSK	22.01	22.10	22.11
3	1	8		22.27	22.47	22.26
3	1	14		22.14	22.27	22.09
3	8	0		21.33	21.44	21.27
3	8	4		21.34	21.49	21.34
3	8	7		21.32	21.41	21.22
3	15	0		21.32	21.46	21.28
3	1	0	16-QAM	21.45	21.52	21.45
3	1	8		21.54	21.68	21.53
3	1	14		21.44	21.50	21.46
3	8	0		20.42	20.54	20.40
3	8	4		20.47	20.59	20.38
3	8	7		20.43	20.51	20.31
3	15	0		20.35	20.49	20.28
1.4	1	0	QPSK	22.01	22.09	22.06
1.4	1	3		22.15	22.40	22.15
1.4	1	5		22.00	22.23	22.08
1.4	3	0		22.18	22.37	22.21
1.4	3	1		22.25	22.33	22.24
1.4	3	3		22.27	22.46	22.33
1.4	6	0		21.23	21.37	21.26
1.4	1	0	16-QAM	21.31	21.38	21.30
1.4	1	3		21.37	21.60	21.36
1.4	1	5		21.25	21.41	21.31
1.4	3	0		21.23	21.37	21.21
1.4	3	1		21.33	21.45	21.27
1.4	3	3		21.34	21.45	21.32
1.4	6	0		20.24	20.45	20.32

LTE Band 17 Maximum Average Power [dBm]						
BW [MHz]	RB Size	RB Offset	Mod	Lowest	Middle	Highest
10	1	0	QPSK	22.03	22.07	22.09
10	1	25		22.21	22.30	22.29
10	1	49		22.05	22.15	22.12
10	25	0		21.31	21.43	21.46
10	25	12		21.38	21.55	21.48
10	25	25		21.27	21.33	21.47
10	50	0		21.45	21.46	21.42
10	1	0	16-QAM	21.40	21.56	21.49
10	1	25		21.25	21.58	21.60
10	1	49		21.38	21.43	21.43
10	25	0		20.40	20.41	20.46
10	25	12		20.56	20.50	20.46
10	25	25		20.43	20.36	20.47
10	50	0		20.45	20.39	20.39
5	1	0	QPSK	22.17	22.17	22.20
5	1	12		22.31	22.28	22.20
5	1	24		22.17	22.20	22.12
5	12	0		21.40	21.43	21.35
5	12	7		21.47	21.43	21.40
5	12	13		21.47	21.46	21.16
5	25	0		21.39	21.39	21.25
5	1	0	16-QAM	21.48	21.53	21.44
5	1	12		21.65	21.56	21.45
5	1	24		21.52	21.47	21.23
5	12	0		20.44	20.42	20.42
5	12	7		20.47	20.42	20.19
5	12	13		20.46	20.39	20.27
5	25	0		20.45	20.42	20.24

LTE Band 38 Maximum Average Power [dBm]						
BW [MHz]	RB Size	RB Offset	Mod	Lowest	Middle	Highest
20	1	0	QPSK	16.37	16.40	16.43
20	1	49		14.74	14.70	14.87
20	1	99		15.61	15.63	15.81
20	50	0		14.29	14.35	14.44
20	50	24		13.90	13.97	14.08
20	50	50		14.18	14.11	14.27
20	100	0		14.22	14.21	14.33
20	1	0	16-QAM	15.16	15.19	15.34
20	1	49		13.85	13.87	14.00
20	1	99		14.71	14.72	14.86
20	50	0		13.31	13.38	13.53
20	50	24		12.88	12.94	13.12
20	50	50		13.16	13.11	13.29
20	100	0		13.22	13.19	13.39
15	1	0	QPSK	15.88	15.86	15.92
15	1	37		14.69	14.72	14.81
15	1	74		15.23	15.29	15.43
15	36	0		14.18	14.17	14.32
15	36	20		13.85	13.87	14.01
15	36	39		13.92	13.92	14.07
15	75	0		14.00	14.07	14.19
15	1	0	16-QAM	14.69	14.65	14.82
15	1	37		13.77	13.82	13.91
15	1	74		14.32	14.36	14.52
15	36	0		13.08	13.08	13.23
15	36	20		12.80	12.82	13.04
15	36	39		12.85	12.85	13.07
15	75	0		12.95	12.97	13.17

LTE Band 38 Maximum Average Power [dBm]						
BW [MHz]	RB Size	RB Offset	Mod	Lowest	Middle	Highest
10	1	0	QPSK	15.20	15.24	15.17
10	1	25		14.74	14.74	14.80
10	1	49		14.76	14.73	14.81
10	25	0		13.84	13.88	13.95
10	25	12		13.85	13.83	13.92
10	25	25		13.73	13.78	13.84
10	50	0		13.85	13.85	13.92
10	1	0	16-QAM	14.02	14.02	14.10
10	1	25		13.85	13.83	13.90
10	1	49		13.82	13.79	13.83
10	25	0		12.82	12.86	12.93
10	25	12		12.84	12.83	12.88
10	25	25		12.74	12.76	12.83
10	50	0		12.88	12.85	12.89
5	1	0	QPSK	15.10	15.10	15.09
5	1	12		14.64	14.69	14.79
5	1	24		14.68	14.69	14.77
5	12	0		13.74	13.80	13.85
5	12	7		13.77	13.83	13.91
5	12	13		13.79	13.76	13.83
5	25	0		13.68	13.73	13.81
5	1	0	16-QAM	13.87	13.88	13.92
5	1	12		13.83	13.84	13.90
5	1	24		13.80	13.80	13.87
5	12	0		12.74	12.71	12.80
5	12	7		12.71	12.75	12.85
5	12	13		12.76	12.73	12.78
5	25	0		12.76	12.78	12.88

Bottom Antenna

LTE Band 2 Maximum Average Power [dBm]						
BW [MHz]	RB Size	RB Offset	Mod	Lowest	Middle	Highest
20	1	0	QPSK	23.87	23.95	23.85
20	1	49		22.56	22.68	22.51
20	1	99		23.20	23.35	23.27
20	50	0		22.05	22.30	22.29
20	50	24		21.75	21.88	21.78
20	50	50		21.85	21.96	21.94
20	100	0		22.06	22.16	22.12
20	1	0	16-QAM	23.15	23.32	23.29
20	1	49		21.82	21.95	21.86
20	1	99		22.51	22.72	22.66
20	50	0		21.08	21.32	21.28
20	50	24		20.76	20.89	20.81
20	50	50		20.82	20.97	21.00
20	100	0		20.99	21.15	21.11
15	1	0	QPSK	23.42	23.64	23.57
15	1	37		22.81	22.79	22.73
15	1	74		22.90	23.13	23.02
15	36	0		21.94	22.16	22.11
15	36	20		21.74	21.87	21.78
15	36	39		21.66	21.83	21.71
15	75	0		21.90	22.00	21.93
15	1	0	16-QAM	22.69	22.86	22.75
15	1	37		21.79	21.98	21.89
15	1	74		22.19	22.39	22.29
15	36	0		20.93	21.11	21.08
15	36	20		20.73	20.84	20.76
15	36	39		20.64	20.80	20.76
15	75	0		20.81	20.98	20.95

LTE Band 2 Maximum Average Power [dBm]						
BW [MHz]	RB Size	RB Offset	Mod	Lowest	Middle	Highest
10	1	0	QPSK	22.59	22.74	22.71
10	1	25		22.53	22.53	22.60
10	1	49		22.56	22.51	22.55
10	25	0		21.65	21.73	21.88
10	25	12		21.51	21.64	21.77
10	25	25		21.56	21.57	21.73
10	50	0		21.59	21.64	21.75
10	1	0	16-QAM	21.99	22.10	22.06
10	1	25		21.81	21.88	22.01
10	1	49		21.66	21.74	21.96
10	25	0		20.61	20.69	20.87
10	25	12		20.53	20.61	20.74
10	25	25		20.55	20.57	20.71
10	50	0		20.53	20.62	20.76
5	1	0	QPSK	22.50	22.65	22.58
5	1	12		22.57	22.55	22.61
5	1	24		22.51	22.54	22.53
5	12	0		21.57	21.63	21.78
5	12	7		21.54	21.64	21.80
5	12	13		21.51	21.60	21.77
5	25	0		21.50	21.58	21.75
5	1	0	16-QAM	21.86	21.93	22.05
5	1	12		21.79	22.08	21.88
5	1	24		21.64	21.80	21.98
5	12	0		20.61	20.66	20.83
5	12	7		20.58	20.67	20.84
5	12	13		20.52	20.63	20.79
5	25	0		20.53	20.57	20.78

LTE Band 2 Maximum Average Power [dBm]						
BW [MHz]	RB Size	RB Offset	Mod	Lowest	Middle	Highest
3	1	0	QPSK	22.53	22.55	22.61
3	1	8		22.63	22.66	22.66
3	1	14		22.53	22.51	22.50
3	8	0		21.58	21.63	21.80
3	8	4		21.59	21.63	21.81
3	8	7		21.54	21.59	21.77
3	15	0		21.53	21.59	21.76
3	1	0	16-QAM	21.77	21.84	22.02
3	1	8		21.92	21.97	22.09
3	1	14		21.70	21.83	21.91
3	8	0		20.65	20.69	20.88
3	8	4		20.63	20.70	20.90
3	8	7		20.58	20.66	20.86
3	15	0		20.59	20.61	20.82
1.4	1	0	QPSK	22.60	22.50	22.64
1.4	1	3		22.55	22.59	22.72
1.4	1	5		22.52	22.50	22.61
1.4	3	0		22.55	22.59	22.66
1.4	3	1		22.57	22.62	22.73
1.4	3	3		22.56	22.61	22.73
1.4	6	0		21.52	21.54	21.79
1.4	1	0	16-QAM	21.73	21.85	21.96
1.4	1	3		21.74	21.90	22.03
1.4	1	5		21.67	21.83	21.94
1.4	3	0		21.55	21.62	21.77
1.4	3	1		21.61	21.63	21.79
1.4	3	3		21.59	21.62	21.81
1.4	6	0		20.65	20.66	20.87

LTE Band 4 Maximum Average Power [dBm]						
BW [MHz]	RB Size	RB Offset	Mod	Lowest	Middle	Highest
20	1	0	QPSK	22.94	22.92	23.00
20	1	49		21.59	21.60	21.59
20	1	99		22.28	22.29	22.29
20	50	0		21.19	21.19	21.32
20	50	24		20.82	20.81	20.82
20	50	50		20.83	20.95	20.92
20	100	0		21.10	21.12	21.14
20	1	0	16-QAM	22.38	22.25	22.43
20	1	49		20.90	20.90	20.93
20	1	99		21.58	21.64	21.62
20	50	0		20.20	20.17	20.30
20	50	24		19.83	19.82	19.81
20	50	50		19.79	19.91	19.89
20	100	0		20.03	20.10	20.00
15	1	0	QPSK	22.56	22.44	22.62
15	1	37		21.91	21.78	21.79
15	1	74		22.02	21.99	21.92
15	36	0		21.09	21.03	21.13
15	36	20		20.80	20.77	20.79
15	36	39		20.75	20.72	20.75
15	75	0		20.98	20.93	20.95
15	1	0	16-QAM	21.81	21.75	21.89
15	1	37		21.03	20.97	20.94
15	1	74		21.27	21.28	21.23
15	36	0		20.03	19.99	20.05
15	36	20		19.75	19.73	19.74
15	36	39		19.71	19.74	19.69
15	75	0		19.88	19.92	19.89

LTE Band 4 Maximum Average Power [dBm]						
BW [MHz]	RB Size	RB Offset	Mod	Lowest	Middle	Highest
10	1	0	QPSK	21.83	21.75	21.88
10	1	25		21.60	21.64	21.75
10	1	49		21.47	21.58	21.55
10	25	0		20.83	20.85	20.96
10	25	12		20.75	20.77	20.90
10	25	25		20.72	20.72	20.80
10	50	0		20.73	20.76	20.88
10	1	0	16-QAM	21.25	21.17	21.28
10	1	25		21.01	20.99	21.19
10	1	49		20.87	20.96	20.93
10	25	0		19.80	19.86	19.96
10	25	12		19.71	19.77	19.90
10	25	25		19.70	19.74	19.81
10	50	0		19.72	19.77	19.87
5	1	0	QPSK	21.76	21.75	21.77
5	1	12		21.61	21.66	21.66
5	1	24		21.62	21.63	21.63
5	12	0		20.80	20.74	20.88
5	12	7		20.74	20.78	20.83
5	12	13		20.72	20.79	20.79
5	25	0		20.71	20.71	20.78
5	1	0	16-QAM	21.04	21.05	21.08
5	1	12		21.02	21.06	21.14
5	1	24		20.96	20.96	21.01
5	12	0		19.86	19.74	19.91
5	12	7		19.76	19.80	19.83
5	12	13		19.75	19.81	19.88
5	25	0		19.69	19.76	19.78

LTE Band 4 Maximum Average Power [dBm]						
BW [MHz]	RB Size	RB Offset	Mod	Lowest	Middle	Highest
3	1	0	QPSK	21.66	21.62	21.66
3	1	8		21.77	21.72	21.80
3	1	14		21.55	21.56	21.61
3	8	0		20.79	20.72	20.81
3	8	4		20.82	20.75	20.87
3	8	7		20.71	20.72	20.76
3	15	0		20.77	20.72	20.85
3	1	0	16-QAM	20.98	20.94	21.07
3	1	8		21.10	21.13	21.23
3	1	14		20.78	20.86	20.98
3	8	0		19.83	19.78	19.82
3	8	4		19.84	19.81	19.87
3	8	7		19.70	19.79	19.76
3	15	0		19.76	19.75	19.84
1.4	1	0	QPSK	21.63	21.61	21.75
1.4	1	3		21.70	21.70	21.69
1.4	1	5		21.59	21.64	21.65
1.4	3	0		21.72	21.70	21.76
1.4	3	1		21.73	21.73	21.75
1.4	3	3		21.72	21.74	21.76
1.4	6	0		20.69	20.67	20.75
1.4	1	0	16-QAM	20.94	20.91	21.10
1.4	1	3		21.00	21.03	21.08
1.4	1	5		20.96	20.97	21.07
1.4	3	0		20.71	20.72	20.80
1.4	3	1		20.81	20.81	20.88
1.4	3	3		20.79	20.80	20.81
1.4	6	0		19.78	19.76	19.80

LTE Band 5 Maximum Average Power [dBm]						
BW [MHz]	RB Size	RB Offset	Mod	Lowest	Middle	Highest
10	1	0	QPSK	22.76	22.70	22.82
10	1	25		22.85	22.79	22.94
10	1	49		22.53	22.66	22.64
10	25	0		21.89	21.93	21.94
10	25	12		22.00	22.00	22.03
10	25	25		21.88	21.89	21.88
10	50	0		21.94	21.94	21.94
10	1	0	16-QAM	22.06	22.08	22.15
10	1	25		22.19	22.26	22.28
10	1	49		21.90	22.06	21.90
10	25	0		20.86	20.93	20.94
10	25	12		21.01	21.08	21.07
10	25	25		20.91	20.90	20.92
10	50	0		20.94	20.98	21.01
5	1	0	QPSK	22.87	22.76	22.94
5	1	12		22.84	22.84	22.87
5	1	24		22.82	22.81	22.81
5	12	0		21.96	21.95	22.03
5	12	7		21.91	22.00	22.00
5	12	13		21.89	22.01	21.98
5	25	0		21.86	21.92	21.95
5	1	0	16-QAM	22.17	22.11	22.21
5	1	12		22.12	22.22	22.18
5	1	24		22.05	22.10	22.05
5	12	0		20.99	20.96	21.09
5	12	7		20.94	21.02	21.04
5	12	13		20.93	21.03	21.03
5	25	0		20.89	21.04	21.00

LTE Band 5 Maximum Average Power [dBm]						
BW [MHz]	RB Size	RB Offset	Mod	Lowest	Middle	Highest
3	1	0	QPSK	22.86	22.74	22.85
3	1	8		23.00	22.90	22.92
3	1	14		22.76	22.76	22.87
3	8	0		21.95	21.90	21.96
3	8	4		21.99	22.00	22.00
3	8	7		21.85	21.99	21.98
3	15	0		21.95	21.98	21.95
3	1	0	16-QAM	22.17	22.07	22.08
3	1	8		22.29	22.17	22.24
3	1	14		22.07	22.09	22.09
3	8	0		20.99	21.07	21.05
3	8	4		21.02	21.10	21.12
3	8	7		20.93	21.07	21.11
3	15	0		21.00	21.02	21.04
1.4	1	0	QPSK	22.82	22.72	22.84
1.4	1	3		22.92	22.94	22.88
1.4	1	5		22.83	22.84	22.78
1.4	3	0		22.95	22.91	22.95
1.4	3	1		22.97	22.90	22.96
1.4	3	3		22.97	22.97	22.96
1.4	6	0		21.87	21.97	21.96
1.4	1	0	16-QAM	22.14	22.06	22.13
1.4	1	3		22.21	22.19	22.16
1.4	1	5		22.16	22.13	22.05
1.4	3	0		21.98	21.88	21.99
1.4	3	1		22.01	21.90	22.11
1.4	3	3		22.02	22.00	22.09
1.4	6	0		20.95	21.00	21.01

LTE Band 7 Maximum Average Power [dBm]						
BW [MHz]	RB Size	RB Offset	Mod	Lowest	Middle	Highest
20	1	0	QPSK	24.42	24.40	24.28
20	1	49		23.36	23.28	23.19
20	1	99		24.06	23.97	23.82
20	50	0		22.84	22.83	22.67
20	50	24		22.50	22.50	22.40
20	50	50		22.72	22.62	22.51
20	100	0		22.76	22.72	22.62
20	1	0	16-QAM	23.78	23.77	23.69
20	1	49		22.70	22.61	22.46
20	1	99		23.43	23.21	23.16
20	50	0		21.84	21.83	21.66
20	50	24		21.53	21.46	21.40
20	50	50		21.70	21.60	21.49
20	100	0		21.68	21.65	21.58
15	1	0	QPSK	24.08	23.93	23.91
15	1	37		23.40	23.33	23.34
15	1	74		23.79	23.76	23.61
15	36	0		22.73	22.74	22.56
15	36	20		22.47	22.43	22.36
15	36	39		22.53	22.47	22.39
15	75	0		22.58	22.59	22.51
15	1	0	16-QAM	23.38	23.28	23.13
15	1	37		22.57	22.58	22.44
15	1	74		23.07	22.97	22.84
15	36	0		21.70	21.66	21.53
15	36	20		21.47	21.41	21.36
15	36	39		21.51	21.41	21.38
15	75	0		21.53	21.51	21.45

LTE Band 7 Maximum Average Power [dBm]						
BW [MHz]	RB Size	RB Offset	Mod	Lowest	Middle	Highest
10	1	0	QPSK	23.36	23.33	23.33
10	1	25		23.21	23.33	23.31
10	1	49		23.10	23.13	23.16
10	25	0		22.37	22.38	22.41
10	25	12		22.33	22.42	22.41
10	25	25		22.28	22.32	22.33
10	50	0		22.32	22.32	22.40
10	1	0	16-QAM	22.66	22.60	22.65
10	1	25		22.55	22.61	22.59
10	1	49		22.45	22.46	22.39
10	25	0		21.34	21.36	21.41
10	25	12		21.35	21.40	21.39
10	25	25		21.25	21.30	21.32
10	50	0		21.30	21.25	21.38
5	1	0	QPSK	23.34	23.29	23.32
5	1	12		23.21	23.21	23.29
5	1	24		23.16	23.24	23.22
5	12	0		22.25	22.35	22.38
5	12	7		22.30	22.40	22.37
5	12	13		22.33	22.29	22.32
5	25	0		22.25	22.26	22.33
5	1	0	16-QAM	22.62	22.60	22.56
5	1	12		22.55	22.51	22.58
5	1	24		22.45	22.52	22.43
5	12	0		21.27	21.35	21.37
5	12	7		21.31	21.40	21.38
5	12	13		21.32	21.28	21.34
5	25	0		21.26	21.24	21.36

LTE Band 12 Maximum Average Power [dBm]						
BW [MHz]	RB Size	RB Offset	Mod	Lowest	Middle	Highest
10	1	0	QPSK	22.41	22.57	22.59
10	1	25		22.81	22.90	22.85
10	1	49		22.65	22.70	22.72
10	25	0		21.97	21.92	22.05
10	25	12		22.04	22.09	22.06
10	25	25		21.99	22.00	22.01
10	50	0		21.98	22.04	21.92
10	1	0	16-QAM	21.88	22.03	21.95
10	1	25		22.12	22.26	22.14
10	1	49		21.93	21.97	22.04
10	25	0		21.00	20.83	21.03
10	25	12		21.00	21.09	20.96
10	25	25		21.03	21.00	20.91
10	50	0		21.04	20.93	20.86
5	1	0	QPSK	22.67	22.80	22.75
5	1	12		22.74	22.80	22.76
5	1	24		22.76	22.72	22.78
5	12	0		21.83	21.88	21.91
5	12	7		21.90	21.94	21.91
5	12	13		21.91	21.91	21.91
5	25	0		21.86	21.92	21.84
5	1	0	16-QAM	21.96	22.10	22.05
5	1	12		22.04	22.09	22.05
5	1	24		22.05	22.00	21.99
5	12	0		20.83	20.88	20.90
5	12	7		20.95	20.95	20.88
5	12	13		20.96	20.93	20.78
5	25	0		20.89	21.01	20.91

LTE Band 12 Maximum Average Power [dBm]						
BW [MHz]	RB Size	RB Offset	Mod	Lowest	Middle	Highest
3	1	0	QPSK	22.66	22.73	22.65
3	1	8		22.84	23.07	22.84
3	1	14		22.65	22.81	22.71
3	8	0		21.84	21.96	21.82
3	8	4		21.91	22.03	21.93
3	8	7		21.87	21.96	21.85
3	15	0		21.86	21.99	21.95
3	1	0	16-QAM	22.01	22.02	22.04
3	1	8		22.10	22.23	22.20
3	1	14		21.93	22.01	22.04
3	8	0		20.95	21.05	20.99
3	8	4		21.02	21.12	21.06
3	8	7		20.93	21.02	20.92
3	15	0		20.89	20.97	20.86
1.4	1	0	QPSK	22.64	22.68	22.58
1.4	1	3		22.72	22.86	22.75
1.4	1	5		22.55	22.66	22.68
1.4	3	0		22.65	22.79	22.78
1.4	3	1		22.69	22.94	22.80
1.4	3	3		22.73	22.92	22.90
1.4	6	0		21.74	21.93	21.88
1.4	1	0	16-QAM	21.86	21.92	21.89
1.4	1	3		21.80	22.10	21.87
1.4	1	5		21.78	21.88	21.89
1.4	3	0		21.67	21.95	21.77
1.4	3	1		21.77	22.02	21.87
1.4	3	3		21.75	21.94	21.92
1.4	6	0		20.80	20.90	21.03

LTE Band 17 Maximum Average Power [dBm]						
BW [MHz]	RB Size	RB Offset	Mod	Lowest	Middle	Highest
10	1	0	QPSK	22.49	22.62	22.63
10	1	25		22.65	22.69	22.72
10	1	49		22.54	22.49	22.51
10	25	0		21.81	21.79	21.81
10	25	12		21.89	21.87	21.90
10	25	25		21.88	21.73	21.79
10	50	0		21.76	21.83	21.85
10	1	0	16-QAM	21.59	21.90	22.09
10	1	25		21.74	22.02	21.99
10	1	49		21.79	21.82	21.84
10	25	0		20.80	20.79	20.83
10	25	12		20.94	20.89	20.84
10	25	25		20.81	20.75	20.87
10	50	0		20.82	20.79	20.79
5	1	0	QPSK	22.68	22.71	22.69
5	1	12		22.67	22.69	22.94
5	1	24		22.71	22.60	22.63
5	12	0		21.81	21.81	21.65
5	12	7		21.87	21.84	21.84
5	12	13		21.86	21.87	21.80
5	25	0		21.77	21.76	21.79
5	1	0	16-QAM	21.92	22.00	21.95
5	1	12		21.90	21.96	22.07
5	1	24		21.86	21.85	21.89
5	12	0		20.81	20.82	20.70
5	12	7		20.89	20.81	20.77
5	12	13		20.86	20.80	20.91
5	25	0		20.84	20.83	20.79

LTE Band 38 Maximum Average Power [dBm]						
BW [MHz]	RB Size	RB Offset	Mod	Lowest	Middle	Highest
20	1	0	QPSK	24.39	24.42	24.45
20	1	49		23.04	23.01	23.10
20	1	99		23.68	23.62	23.76
20	50	0		22.45	22.50	22.53
20	50	24		22.06	22.14	22.33
20	50	50		22.33	22.24	22.44
20	100	0		22.37	22.36	22.50
20	1	0	16-QAM	23.18	23.24	23.31
20	1	49		22.13	22.06	22.26
20	1	99		22.73	22.72	22.90
20	50	0		21.49	21.53	21.55
20	50	24		21.11	21.16	21.35
20	50	50		21.33	21.28	21.40
20	100	0		21.39	21.38	21.49
15	1	0	QPSK	23.90	23.90	23.93
15	1	37		23.11	23.09	23.02
15	1	74		23.34	23.27	23.41
15	36	0		22.39	22.36	22.54
15	36	20		22.08	22.10	22.27
15	36	39		22.13	22.04	22.20
15	75	0		22.19	22.23	22.40
15	1	0	16-QAM	22.77	22.81	22.91
15	1	37		22.01	22.03	22.21
15	1	74		22.45	22.44	22.62
15	36	0		21.32	21.28	21.43
15	36	20		21.04	21.04	21.22
15	36	39		21.11	21.04	21.17
15	75	0		21.15	21.16	21.31

LTE Band 38 Maximum Average Power [dBm]						
BW [MHz]	RB Size	RB Offset	Mod	Lowest	Middle	Highest
10	1	0	QPSK	23.59	23.62	23.68
10	1	25		23.29	23.14	23.38
10	1	49		23.14	23.04	23.29
10	25	0		22.30	22.24	22.37
10	25	12		22.32	22.20	22.44
10	25	25		22.23	22.12	22.36
10	50	0		22.31	22.18	22.46
10	1	0	16-QAM	22.48	22.39	22.49
10	1	25		22.39	22.22	22.50
10	1	49		22.23	22.08	22.34
10	25	0		21.31	21.27	21.38
10	25	12		21.38	21.24	21.47
10	25	25		21.24	21.11	21.36
10	50	0		21.36	21.19	21.44
5	1	0	QPSK	23.62	23.54	23.63
5	1	12		23.23	23.14	23.38
5	1	24		23.22	23.07	23.31
5	12	0		22.29	22.20	22.43
5	12	7		22.29	22.20	22.46
5	12	13		22.21	22.13	22.38
5	25	0		22.23	22.15	22.38
5	1	0	16-QAM	22.39	22.31	22.54
5	1	12		22.41	22.28	22.58
5	1	24		22.38	22.19	22.47
5	12	0		21.28	21.17	21.41
5	12	7		21.27	21.18	21.41
5	12	13		21.19	21.08	21.36
5	25	0		21.27	21.18	21.39

ERP/EIRP

<Top Antenna>

LTE Band 2 (G_T - L_C = -3.00 dB) QPSK									
Bandwidth	1.4M			3M			5M		
Channel	18607	18900	19193	18615	18900	19185	18625	18900	19175
	(Low)	(Mid)	(High)	(Low)	(Mid)	(High)	(Low)	(Mid)	(High)
Frequency (MHz)	1850.7	1880	1909.3	1851.5	1880	1908.5	1852.5	1880	1907.5
Conducted Power (dBm)	17.17	17.21	17.44	17.29	17.20	17.51	17.24	17.24	17.46
Conducted Power (Watts)	0.0521	0.0526	0.0555	0.0536	0.0525	0.0564	0.0530	0.0530	0.0557
EIRP(dBm)	14.17	14.21	14.44	14.29	14.20	14.51	14.24	14.24	14.46
EIRP(Watts)	0.0261	0.0264	0.0278	0.0269	0.0263	0.0282	0.0265	0.0265	0.0279

LTE Band 2 (G_T - L_C = -3.00 dB) QPSK									
Bandwidth	10M			15M			20M		
Channel	18650	18900	19150	18675	18900	19125	18650	18900	19100
	(Low)	(Mid)	(High)	(Low)	(Mid)	(High)	(Low)	(Mid)	(High)
Frequency (MHz)	1855	1880	1905	1857.5	1880	1902.5	1860	1880	1900
Conducted Power (dBm)	17.41	17.40	17.64	18.17	18.16	18.28	18.85	18.76	18.90
Conducted Power (Watts)	0.0551	0.0550	0.0581	0.0656	0.0655	0.0673	0.0767	0.0752	0.0776
EIRP(dBm)	14.41	14.40	14.64	15.17	15.16	15.28	15.85	15.76	15.90
EIRP(Watts)	0.0276	0.0275	0.0291	0.0329	0.0328	0.0337	0.0385	0.0377	0.0389

LTE Band 2 (G_T - L_C = -3.00 dB) 16QAM									
Bandwidth	1.4M			3M			5M		
Channel	18607	18900	19193	18615	18900	19185	18625	18900	19175
	(Low)	(Mid)	(High)	(Low)	(Mid)	(High)	(Low)	(Mid)	(High)
Frequency (MHz)	1850.7	1880	1909.3	1851.5	1880	1908.5	1852.5	1880	1907.5
Conducted Power (dBm)	16.47	16.49	16.83	16.69	16.60	16.86	16.49	16.59	16.79
Conducted Power (Watts)	0.0444	0.0446	0.0482	0.0467	0.0457	0.0485	0.0446	0.0456	0.0478
EIRP(dBm)	13.47	13.49	13.83	13.69	13.60	13.86	13.49	13.59	13.79
EIRP(Watts)	0.0222	0.0223	0.0242	0.0234	0.0229	0.0243	0.0223	0.0229	0.0239

LTE Band 2 (G_T - L_C = -3.00 dB) 16QAM									
Bandwidth	10M			15M			20M		
Channel	18650	18900	19150	18675	18900	19125	18650	18900	19100
	(Low)	(Mid)	(High)	(Low)	(Mid)	(High)	(Low)	(Mid)	(High)
Frequency (MHz)	1855	1880	1905	1857.5	1880	1902.5	1860	1880	1900
Conducted Power (dBm)	16.61	16.62	16.88	17.46	17.38	17.57	17.95	17.98	17.99
Conducted Power (Watts)	0.0458	0.0459	0.0488	0.0557	0.0547	0.0571	0.0624	0.0628	0.0630
EIRP(dBm)	13.61	13.62	13.88	14.46	14.38	14.57	14.95	14.98	14.99
EIRP(Watts)	0.0230	0.0230	0.0244	0.0279	0.0274	0.0286	0.0313	0.0315	0.0316

LTE Band 4 (G_T - L_C = -3.60 dB) QPSK									
Bandwidth	1.4M			3M			5M		
Channel	19957	20175	20393	19965	20175	20385	19975	20175	20375
	(Low)	(Mid)	(High)	(Low)	(Mid)	(High)	(Low)	(Mid)	(High)
Frequency (MHz)	1710.7	1732.5	1754.3	1711.5	1732.5	1753.5	1712.5	1732.5	1752.5
Conducted Power (dBm)	18.71	18.78	18.72	18.69	18.79	18.76	18.73	18.79	18.74
Conducted Power (Watts)	0.0743	0.0755	0.0745	0.0740	0.0757	0.0752	0.0746	0.0757	0.0748
EIRP(dBm)	15.11	15.18	15.12	15.09	15.19	15.16	15.13	15.19	15.14
EIRP(Watts)	0.0324	0.0330	0.0325	0.0323	0.0330	0.0328	0.0326	0.0330	0.0327

LTE Band 4 (G_T - L_C = -3.60 dB) QPSK									
Bandwidth	10M			15M			20M		
Channel	20000	20175	20350	20025	20175	20325	20050	20175	20300
	(Low)	(Mid)	(High)	(Low)	(Mid)	(High)	(Low)	(Mid)	(High)
Frequency (MHz)	1715	1732.5	1750	1717.5	1732.5	1747.5	1720	1732.5	1745
Conducted Power (dBm)	18.93	18.91	18.97	19.70	19.67	19.65	20.39	20.35	20.25
Conducted Power (Watts)	0.0782	0.0778	0.0789	0.0933	0.0927	0.0923	0.1094	0.1084	0.1059
EIRP(dBm)	15.33	15.31	15.37	16.10	16.07	16.05	16.79	16.75	16.65
EIRP(Watts)	0.0341	0.0340	0.0344	0.0407	0.0405	0.0403	0.0478	0.0473	0.0462

LTE Band 4 (G_T - L_C = -3.60 dB) 16QAM									
Bandwidth	1.4M			3M			5M		
Channel	19957	20175	20393	19965	20175	20385	19975	20175	20375
	(Low)	(Mid)	(High)	(Low)	(Mid)	(High)	(Low)	(Mid)	(High)
Frequency (MHz)	1710.7	1732.5	1754.3	1711.5	1732.5	1753.5	1712.5	1732.5	1752.5
Conducted Power (dBm)	17.93	18.08	17.93	18.13	18.06	18.04	17.88	18.04	17.95
Conducted Power (Watts)	0.0621	0.0643	0.0621	0.0650	0.0640	0.0637	0.0614	0.0637	0.0624
EIRP(dBm)	14.33	14.48	14.33	14.53	14.46	14.44	14.28	14.44	14.35
EIRP(Watts)	0.0271	0.0281	0.0271	0.0284	0.0279	0.0278	0.0268	0.0278	0.0272

LTE Band 4 (G_T - L_C = -3.60 dB) 16QAM									
Bandwidth	10M			15M			20M		
Channel	20000	20175	20350	20025	20175	20325	20050	20175	20300
	(Low)	(Mid)	(High)	(Low)	(Mid)	(High)	(Low)	(Mid)	(High)
Frequency (MHz)	1715	1732.5	1750	1717.5	1732.5	1747.5	1720	1732.5	1745
Conducted Power (dBm)	18.07	18.13	18.28	18.97	18.88	18.92	19.41	19.49	19.42
Conducted Power (Watts)	0.0641	0.0650	0.0673	0.0789	0.0773	0.0780	0.0873	0.0889	0.0875
EIRP(dBm)	14.47	14.53	14.68	15.37	15.28	15.32	15.81	15.89	15.82
EIRP(Watts)	0.0280	0.0284	0.0294	0.0344	0.0337	0.0340	0.0381	0.0388	0.0382

LTE Band 5 (G_T - L_C = -4.50 dB) QPSK									
Bandwidth	1.4M			3M			5M		
Channel	20407	20525	20643	20415	20525	20635	20425	20525	20625
	(Low)	(Mid)	(High)	(Low)	(Mid)	(High)	(Low)	(Mid)	(High)
Frequency (MHz)	824.7	836.5	848.3	825.5	836.5	847.5	826.5	836.5	846.5
Conducted Power (dBm)	20.46	20.50	20.62	20.47	20.54	20.61	20.41	20.41	20.57
Conducted Power (Watts)	0.1112	0.1122	0.1153	0.1114	0.1132	0.1151	0.1099	0.1099	0.1140
ERP(dBm)	13.81	13.85	13.97	13.82	13.89	13.96	13.76	13.76	13.92
ERP(Watts)	0.0240	0.0243	0.0249	0.0241	0.0245	0.0249	0.0238	0.0238	0.0247

LTE Band 5 (G_T - L_C = -4.50 dB) QPSK			
Bandwidth	10M		
Channel	20450	20525	20600
	(Low)	(Mid)	(High)
Frequency (MHz)	829	836.5	844
Conducted Power (dBm)	20.38	20.46	20.53
Conducted Power (Watts)	0.1091	0.1112	0.1130
ERP(dBm)	13.73	13.81	13.88
ERP(Watts)	0.0236	0.0240	0.0244

LTE Band 5 (G_T - L_C = -4.50 dB) 16QAM									
Bandwidth	1.4M			3M			5M		
Channel	20407	20525	20643	20415	20525	20635	20425	20525	20625
	(Low)	(Mid)	(High)	(Low)	(Mid)	(High)	(Low)	(Mid)	(High)
Frequency (MHz)	824.7	836.5	848.3	825.5	836.5	847.5	826.5	836.5	846.5
Conducted Power (dBm)	19.58	19.69	19.78	19.73	19.83	19.94	19.62	19.64	19.85
Conducted Power (Watts)	0.0908	0.0931	0.0951	0.0940	0.0962	0.0986	0.0916	0.0920	0.0966
ERP(dBm)	12.93	13.04	13.13	13.08	13.18	13.29	12.97	12.99	13.20
ERP(Watts)	0.0196	0.0201	0.0206	0.0203	0.0208	0.0213	0.0198	0.0199	0.0209

LTE Band 5 (G_T - L_C = -4.50 dB) 16QAM			
Bandwidth	10M		
Channel	20450	20525	20600
	(Low)	(Mid)	(High)
Frequency (MHz)	829	836.5	844
Conducted Power (dBm)	19.64	19.75	19.75
Conducted Power (Watts)	0.0920	0.0944	0.0944
ERP(dBm)	12.99	13.10	13.19
ERP(Watts)	0.0199	0.0204	0.0208

LTE Band 7 (G_T - L_C = -2.00 dB) QPSK			
Bandwidth	5M		
Channel	20775	21100	21425
	(Low)	(Mid)	(High)
Frequency (MHz)	2502.5	2535	2567.5
Conducted Power (dBm)	13.32	13.41	13.38
Conducted Power (Watts)	0.0215	0.0219	0.0218
EIRP(dBm)	11.32	11.41	11.38
EIRP(Watts)	0.0136	0.0138	0.0137

LTE Band 7 (G_T - L_C = -2.00 dB) QPSK									
Bandwidth	10M			15M			20M		
Channel	20800	21100	21400	20825	21100	21375	20850	21100	21350
	(Low)	(Mid)	(High)	(Low)	(Mid)	(High)	(Low)	(Mid)	(Mid)
Frequency (MHz)	2505	2535	2565	2507.5	2535	2562.5	2510	2535	2560
Conducted Power (dBm)	13.39	13.51	13.41	14.09	14.27	14.21	14.74	14.81	14.70
Conducted Power (Watts)	0.0218	0.0224	0.0219	0.0256	0.0267	0.0264	0.0298	0.0303	0.0295
EIRP(dBm)	11.39	11.51	11.41	12.09	12.27	12.21	12.74	12.81	12.70
EIRP(Watts)	0.0138	0.0142	0.0138	0.0162	0.0169	0.0166	0.0188	0.0191	0.0186

LTE Band 7 (G_T - L_C = -2.00 dB) 16QAM			
Bandwidth	5M		
Channel	20775	21100	21425
	(Low)	(Mid)	(High)
Frequency (MHz)	2502.5	2535	2567.5
Conducted Power (dBm)	12.65	12.67	12.63
Conducted Power (Watts)	0.0184	0.0185	0.0183
EIRP(dBm)	10.65	10.67	10.63
EIRP(Watts)	0.0116	0.0117	0.0116

LTE Band 7 (G_T - L_C = -2.00 dB) 16QAM									
Bandwidth	10M			15M			20M		
Channel	20800	21100	21400	20825	21100	21375	20850	21100	21350
	(Low)	(Mid)	(High)	(Low)	(Mid)	(High)	(Low)	(Mid)	(Mid)
Frequency (MHz)	2505	2535	2565	2507.5	2535	2562.5	2510	2535	2560
Conducted Power (dBm)	12.79	12.79	12.67	13.48	13.54	13.46	13.99	13.91	13.99
Conducted Power (Watts)	0.0190	0.0190	0.0185	0.0223	0.0226	0.0222	0.0251	0.0246	0.0251
EIRP(dBm)	10.79	10.79	10.67	11.48	11.54	11.46	11.99	11.91	11.99
EIRP(Watts)	0.0120	0.0120	0.0117	0.0141	0.0143	0.0140	0.0158	0.0155	0.0158

LTE Band 12 (G_T - L_C = -4.30 dB) QPSK									
Bandwidth	1.4M			3M			5M		
Channel	23017	23095	23173	23025	23095	23165	23035	23095	23155
	(Low)	(Mid)	(High)	(Low)	(Mid)	(High)	(Low)	(Mid)	(High)
Frequency (MHz)	699.7	707.5	715.3	700.5	707.5	714.5	701.5	707.5	713.5
Conducted Power (dBm)	22.27	22.46	22.33	22.27	22.47	22.26	22.26	22.18	22.18
Conducted Power (Watts)	0.1687	0.1762	0.1710	0.1687	0.1766	0.1683	0.1683	0.1652	0.1652
ERP(dBm)	15.82	16.01	15.88	15.82	16.02	15.81	15.81	15.73	15.73
ERP(Watts)	0.0382	0.0399	0.0387	0.0382	0.0400	0.0381	0.0381	0.0374	0.0374

LTE Band 12 (G_T - L_C = -4.30 dB) QPSK			
Bandwidth	10M		
Channel	23060	23095	23130
	(Low)	(Mid)	(High)
Frequency (MHz)	704	707.5	711
Conducted Power (dBm)	22.19	22.31	22.19
Conducted Power (Watts)	0.1656	0.1702	0.1656
ERP(dBm)	15.74	18.01	15.74
ERP(Watts)	0.0375	0.0632	0.0375

LTE Band 12 (G_T - L_C = -4.30 dB) 16QAM									
Bandwidth	**1.4M**			**3M**			**5M**		
Channel	**23017**	**23095**	**23173**	**23025**	**23095**	**23165**	**23035**	**23095**	**23155**
	(Low)	**(Mid)**	**(High)**	**(Low)**	**(Mid)**	**(High)**	**(Low)**	**(Mid)**	**(High)**
Frequency (MHz)	**699.7**	**707.5**	**715.3**	**700.5**	**707.5**	**714.5**	**701.5**	**707.5**	**713.5**
Conducted Power (dBm)	21.37	21.60	21.36	21.54	21.68	21.53	21.63	21.51	21.50
Conducted Power (Watts)	0.1371	0.1445	0.1368	0.1426	0.1472	0.1422	0.1455	0.1416	0.1413
ERP(dBm)	14.92	15.15	14.91	15.09	15.23	15.08	15.18	15.06	15.05
ERP(Watts)	0.0310	0.0327	0.0310	0.0323	0.0333	0.0322	0.0330	0.0321	0.0320

LTE Band 12 (G_T - L_C = -4.30 dB) 16QAM			
Bandwidth	**10M**		
Channel	**23060**	**23095**	**23130**
	(Low)	**(Mid)**	**(High)**
Frequency (MHz)	**704**	**707.5**	**711**
Conducted Power (dBm)	21.47	21.55	21.55
Conducted Power (Watts)	0.1403	0.1429	0.1429
ERP(dBm)	15.02	15.10	15.02
ERP(Watts)	0.0318	0.0324	0.0318

LTE Band 17 (G_T - L_C = -4.20 dB) QPSK						
Bandwidth	5M			10M		
Channel	23755	23790	23825	23780	23790	23800
	(Low)	(Mid)	(High)	(Low)	(Mid)	(High)
Frequency (MHz)	706.5	710	713.5	709	710	711
Conducted Power (dBm)	22.31	22.28	22.20	22.21	22.30	22.29
Conducted Power (Watts)	0.1702	0.1690	0.1660	0.1663	0.1698	0.1694
ERP(dBm)	15.96	15.93	15.85	15.86	15.95	15.94
ERP(Watts)	0.0394	0.0392	0.0385	0.0385	0.0394	0.0393

LTE Band 17 (G_T - L_C = -4.20 dB) 16QAM						
Bandwidth	5M			10M		
Channel	23755	23790	23825	23780	23790	23800
	(Low)	(Mid)	(High)	(Low)	(Mid)	(High)
Frequency (MHz)	706.5	710	713.5	709	710	711
Conducted Power (dBm)	21.65	21.56	21.45	21.25	21.58	21.60
Conducted Power (Watts)	0.1462	0.1432	0.1396	0.1334	0.1439	0.1445
ERP(dBm)	15.30	15.21	15.10	14.90	15.23	15.25
ERP(Watts)	0.0339	0.0332	0.0324	0.0309	0.0333	0.0335

LTE Band 38 (G_T - L_C = -2.00 dB) QPSK			
Bandwidth	5M		
Channel	37775	38000	38225
	(Low)	(Mid)	(High)
Frequency (MHz)	2572.5	2595	2617.5
Conducted Power (dBm)	15.10	15.10	15.09
Conducted Power (Watts)	0.0324	0.0324	0.0323
EIRP(dBm)	13.10	13.10	13.09
EIRP(Watts)	0.0204	0.0204	0.0204

LTE Band 38 (G_T - L_C = -2.00 dB) QPSK									
Bandwidth	10M			15M			20M		
Channel	37800	38000	38200	37825	38000	38175	37850	38000	38150
	(Low)	(Mid)	(High)	(Low)	(Mid)	(High)	(Low)	(Mid)	(Mid)
Frequency (MHz)	2575	2595	2615	2577.5	2595	2612.5	2580	2595	2610
Conducted Power (dBm)	15.20	15.24	15.17	15.88	15.86	15.92	16.37	16.40	16.43
Conducted Power (Watts)	0.0331	0.0334	0.0329	0.0387	0.0385	0.0391	0.0434	0.0437	0.0440
EIRP(dBm)	13.20	13.24	13.17	13.88	13.86	13.92	14.37	14.40	14.43
EIRP(Watts)	0.0209	0.0211	0.0207	0.0244	0.0243	0.0247	0.0274	0.0275	0.0277

LTE Band 38 (G_T - L_C = -2.00 dB) 16QAM			
Bandwidth	5M		
Channel	37775	38000	38225
	(Low)	(Mid)	(High)
Frequency (MHz)	2572.5	2595	2617.5
Conducted Power (dBm)	13.87	13.88	13.92
Conducted Power (Watts)	0.0244	0.0244	0.0247
EIRP(dBm)	11.87	11.88	11.92
EIRP(Watts)	0.0154	0.0154	0.0156

LTE Band 38 (G_T - L_C = -2.00 dB) 16QAM									
Bandwidth	10M			15M			20M		
Channel	37800	38000	38200	37825	38000	38175	37850	38000	38150
	(Low)	(Mid)	(High)	(Low)	(Mid)	(High)	(Low)	(Mid)	(Mid)
Frequency (MHz)	2575	2595	2615	2577.5	2595	2612.5	2580	2595	2610
Conducted Power (dBm)	14.02	14.02	14.10	14.69	14.65	14.82	15.16	15.19	15.34
Conducted Power (Watts)	0.0252	0.0252	0.0257	0.0294	0.0292	0.0303	0.0328	0.0330	0.0342
EIRP(dBm)	12.02	12.02	12.10	12.69	12.65	12.82	13.16	13.19	13.34
EIRP(Watts)	0.0159	0.0159	0.0162	0.0186	0.0184	0.0191	0.0207	0.0208	0.0216

<Bottom Antenna>

LTE Band 2 (G_T - L_C = -2.70 dB) QPSK									
Bandwidth	1.4M			3M			5M		
Channel	18607	18900	19193	18615	18900	19185	18625	18900	19175
	(Low)	(Mid)	(High)	(Low)	(Mid)	(High)	(Low)	(Mid)	(High)
Frequency (MHz)	1850.7	1880	1909.3	1851.5	1880	1908.5	1852.5	1880	1907.5
Conducted Power (dBm)	22.60	22.62	22.73	22.63	22.66	22.66	22.57	22.65	22.61
Conducted Power (Watts)	0.1820	0.1828	0.1875	0.1832	0.1845	0.1845	0.1807	0.1841	0.1824
EIRP(dBm)	19.90	19.92	20.03	19.93	19.96	19.96	19.87	19.95	19.91
EIRP(Watts)	0.0977	0.0982	0.1007	0.0984	0.0991	0.0991	0.0971	0.0989	0.0979

LTE Band 2 (G_T - L_C = -2.70 dB) QPSK									
Bandwidth	10M			15M			20M		
Channel	18650	18900	19150	18675	18900	19125	18650	18900	19100
	(Low)	(Mid)	(High)	(Low)	(Mid)	(High)	(Low)	(Mid)	(High)
Frequency (MHz)	1855	1880	1905	1857.5	1880	1902.5	1860	1880	1900
Conducted Power (dBm)	22.59	22.74	22.71	23.42	23.64	23.57	23.87	23.95	23.85
Conducted Power (Watts)	0.1816	0.1879	0.1866	0.2198	0.2312	0.2275	0.2438	0.2483	0.2427
EIRP(dBm)	19.89	20.04	20.01	20.72	20.94	20.87	21.17	21.25	21.15
EIRP(Watts)	0.0975	0.1009	0.1002	0.1180	0.1242	0.1222	0.1309	0.1334	0.1303

LTE Band 2 (G_T - L_C = -2.70 dB) 16QAM									
Bandwidth	1.4M			3M			5M		
Channel	18607	18900	19193	18615	18900	19185	18625	18900	19175
	(Low)	(Mid)	(High)	(Low)	(Mid)	(High)	(Low)	(Mid)	(High)
Frequency (MHz)	1850.7	1880	1909.3	1851.5	1880	1908.5	1852.5	1880	1907.5
Conducted Power (dBm)	21.74	21.90	22.03	21.92	21.97	22.09	21.86	22.08	22.05
Conducted Power (Watts)	0.1493	0.1549	0.1596	0.1556	0.1574	0.1618	0.1535	0.1614	0.1603
EIRP(dBm)	19.04	19.20	19.33	19.22	19.27	19.39	19.16	19.38	19.35
EIRP(Watts)	0.0802	0.0832	0.0857	0.0836	0.0845	0.0869	0.0824	0.0867	0.0861

LTE Band 2 (G_T - L_C = -2.70 dB) 16QAM									
Bandwidth	10M			15M			20M		
Channel	18650	18900	19150	18675	18900	19125	18650	18900	19100
	(Low)	(Mid)	(High)	(Low)	(Mid)	(High)	(Low)	(Mid)	(High)
Frequency (MHz)	1855	1880	1905	1857.5	1880	1902.5	1860	1880	1900
Conducted Power (dBm)	21.99	22.10	22.06	22.69	22.86	22.75	23.15	23.32	23.29
Conducted Power (Watts)	0.1581	0.1622	0.1607	0.1858	0.1932	0.1884	0.2065	0.2148	0.2133
EIRP(dBm)	19.29	19.40	19.36	19.99	20.16	20.05	20.45	20.62	20.59
EIRP(Watts)	0.0849	0.0871	0.0863	0.0998	0.1038	0.1012	0.1109	0.1153	0.1146

LTE Band 4 (G_T - L_C = -2.50 dB) QPSK									
Bandwidth	1.4M			3M			5M		
Channel	19957	20175	20393	19965	20175	20385	19975	20175	20375
	(Low)	(Mid)	(High)	(Low)	(Mid)	(High)	(Low)	(Mid)	(High)
Frequency (MHz)	1710.7	1732.5	1754.3	1711.5	1732.5	1753.5	1712.5	1732.5	1752.5
Conducted Power (dBm)	21.73	21.74	21.76	21.77	21.72	21.80	21.76	21.75	21.77
Conducted Power (Watts)	0.1489	0.1493	0.1500	0.1503	0.1486	0.1514	0.1500	0.1496	0.1503
EIRP(dBm)	19.23	19.24	19.26	19.27	19.22	19.30	19.26	19.25	19.27
EIRP(Watts)	0.0838	0.0839	0.0843	0.0845	0.0836	0.0851	0.0843	0.0841	0.0845

LTE Band 4 (G_T - L_C = -2.50 dB) QPSK									
Bandwidth	10M			15M			20M		
Channel	20000	20175	20350	20025	20175	20325	20050	20175	20300
	(Low)	(Mid)	(High)	(Low)	(Mid)	(High)	(Low)	(Mid)	(High)
Frequency (MHz)	1715	1732.5	1750	1717.5	1732.5	1747.5	1720	1732.5	1745
Conducted Power (dBm)	21.83	21.75	21.88	22.56	22.44	22.62	22.94	22.92	23.00
Conducted Power (Watts)	0.1524	0.1496	0.1542	0.1803	0.1754	0.1828	0.1968	0.1959	0.1995
EIRP(dBm)	19.33	19.25	19.38	20.06	19.94	20.12	20.44	20.42	20.50
EIRP(Watts)	0.0857	0.0841	0.0867	0.1014	0.0986	0.1028	0.1107	0.1102	0.1122

LTE Band 4 (G_T - L_C = -2.50 dB) 16QAM									
Bandwidth	1.4M			3M			5M		
Channel	19957	20175	20393	19965	20175	20385	19975	20175	20375
	(Low)	(Mid)	(High)	(Low)	(Mid)	(High)	(Low)	(Mid)	(High)
Frequency (MHz)	1710.7	1732.5	1754.3	1711.5	1732.5	1753.5	1712.5	1732.5	1752.5
Conducted Power (dBm)	21.00	21.03	21.10	21.10	21.13	21.23	21.04	21.06	21.14
Conducted Power (Watts)	0.1259	0.1268	0.1288	0.1288	0.1297	0.1327	0.1271	0.1276	0.1300
EIRP(dBm)	18.50	18.53	18.60	18.60	18.63	18.73	18.54	18.56	18.64
EIRP(Watts)	0.0708	0.0713	0.0724	0.0724	0.0729	0.0746	0.0714	0.0718	0.0731

LTE Band 4 (G_T - L_C = -2.50 dB) 16QAM									
Bandwidth	10M			15M			20M		
Channel	20000	20175	20350	20025	20175	20325	20050	20175	20300
	(Low)	(Mid)	(High)	(Low)	(Mid)	(High)	(Low)	(Mid)	(High)
Frequency (MHz)	1715	1732.5	1750	1717.5	1732.5	1747.5	1720	1732.5	1745
Conducted Power (dBm)	21.25	21.17	21.17	21.81	21.75	21.89	22.38	22.25	22.43
Conducted Power (Watts)	0.1334	0.1309	0.1309	0.1517	0.1496	0.1545	0.1730	0.1679	0.1750
EIRP(dBm)	18.75	18.67	18.78	19.31	19.25	19.39	19.88	19.75	19.93
EIRP(Watts)	0.0750	0.0736	0.0755	0.0853	0.0841	0.0869	0.0973	0.0944	0.0984

LTE Band 5 (G_T - L_C = -3.70 dB) QPSK									
Bandwidth	1.4M			3M			5M		
Channel	20407	20525	20643	20415	20525	20635	20425	20525	20625
	(Low)	(Mid)	(High)	(Low)	(Mid)	(High)	(Low)	(Mid)	(High)
Frequency (MHz)	824.7	836.5	848.3	825.5	836.5	847.5	826.5	836.5	846.5
Conducted Power (dBm)	22.97	22.97	22.96	23.00	22.90	22.92	22.87	22.76	22.94
Conducted Power (Watts)	0.1982	0.1982	0.1977	0.1995	0.1950	0.1959	0.1936	0.1888	0.1968
ERP(dBm)	17.12	17.12	17.11	17.15	17.05	17.07	17.02	16.91	17.09
ERP(Watts)	0.0515	0.0515	0.0514	0.0519	0.0507	0.0509	0.0504	0.0491	0.0512

LTE Band 5 (G_T - L_C = -3.70 dB) QPSK			
Bandwidth	10M		
Channel	20450	20525	20600
	(Low)	(Mid)	(High)
Frequency (MHz)	829	836.5	844
Conducted Power (dBm)	22.85	22.79	22.94
Conducted Power (Watts)	0.1928	0.1901	0.1968
ERP(dBm)	17.00	16.94	17.09
ERP(Watts)	0.0501	0.0494	0.0512

LTE Band 5 (G_T - L_C = -3.70 dB) 16QAM									
Bandwidth	1.4M			3M			5M		
Channel	20407	20525	20643	20415	20525	20635	20425	20525	20625
	(Low)	(Mid)	(High)	(Low)	(Mid)	(High)	(Low)	(Mid)	(High)
Frequency (MHz)	824.7	836.5	848.3	825.5	836.5	847.5	826.5	836.5	846.5
Conducted Power (dBm)	22.21	22.19	22.16	22.29	22.17	22.24	22.12	22.22	22.18
Conducted Power (Watts)	0.1663	0.1656	0.1644	0.1694	0.1648	0.1675	0.1629	0.1667	0.1652
ERP(dBm)	16.36	16.34	16.31	16.44	16.32	16.39	16.27	16.37	16.33
ERP(Watts)	0.0433	0.0431	0.0428	0.0441	0.0429	0.0436	0.0424	0.0434	0.0430

LTE Band 5 (G_T - L_C = -3.70 dB) 16QAM			
Bandwidth	10M		
Channel	20450	20525	20600
	(Low)	(Mid)	(High)
Frequency (MHz)	829	836.5	844
Conducted Power (dBm)	22.19	22.26	22.26
Conducted Power (Watts)	0.1656	0.1683	0.1683
ERP(dBm)	16.34	16.41	16.43
ERP(Watts)	0.0431	0.0438	0.0440

LTE Band 7 (G_T - L_C = -1.50 dB) QPSK			
Bandwidth	5M		
Channel	20775	21100	21425
	(Low)	(Mid)	(High)
Frequency (MHz)	2502.5	2535	2567.5
Conducted Power (dBm)	23.34	23.29	23.32
Conducted Power (Watts)	0.2158	0.2133	0.2148
EIRP(dBm)	21.84	21.79	21.82
EIRP(Watts)	0.1528	0.1510	0.1521

LTE Band 7 (G_T - L_C = -1.50 dB) QPSK									
Bandwidth	10M			15M			20M		
Channel	20800	21100	21400	20825	21100	21375	20850	21100	21350
	(Low)	(Mid)	(High)	(Low)	(Mid)	(High)	(Low)	(Mid)	(Mid)
Frequency (MHz)	2505	2535	2565	2507.5	2535	2562.5	2510	2535	2560
Conducted Power (dBm)	23.36	23.33	23.33	24.08	23.93	23.91	24.42	24.40	24.28
Conducted Power (Watts)	0.2168	0.2153	0.2153	0.2559	0.2472	0.2460	0.2767	0.2754	0.2679
EIRP(dBm)	21.86	21.83	21.83	22.58	22.43	22.41	22.92	22.90	22.78
EIRP(Watts)	0.1535	0.1524	0.1524	0.1811	0.1750	0.1742	0.1959	0.1950	0.1897

LTE Band 7 (G_T - L_C = -1.50 dB) 16QAM			
Bandwidth	5M		
Channel	20775	21100	21425
	(Low)	(Mid)	(High)
Frequency (MHz)	2502.5	2535	2567.5
Conducted Power (dBm)	22.62	22.60	22.58
Conducted Power (Watts)	0.1828	0.1820	0.1811
EIRP(dBm)	21.12	21.10	21.08
EIRP(Watts)	0.1294	0.1288	0.1282

LTE Band 7 (G_T - L_C = -1.50 dB) 16QAM									
Bandwidth	10M			15M			20M		
Channel	20800	21100	21400	20825	21100	21375	20850	21100	21350
	(Low)	(Mid)	(High)	(Low)	(Mid)	(High)	(Low)	(Mid)	(Mid)
Frequency (MHz)	2505	2535	2565	2507.5	2535	2562.5	2510	2535	2560
Conducted Power (dBm)	22.66	22.60	22.65	23.38	23.28	23.13	23.78	23.77	23.69
Conducted Power (Watts)	0.1845	0.1820	0.1841	0.2178	0.2128	0.2056	0.2388	0.2382	0.2339
EIRP(dBm)	21.16	21.10	21.15	21.88	21.78	21.63	22.28	22.27	22.19
EIRP(Watts)	0.1306	0.1288	0.1303	0.1542	0.1507	0.1455	0.1690	0.1687	0.1656

LTE Band 12 (G_T - L_C = -4.00 dB) QPSK									
Bandwidth	1.4M			3M			5M		
Channel	23017	23095	23173	23025	23095	23165	23035	23095	23155
	(Low)	(Mid)	(High)	(Low)	(Mid)	(High)	(Low)	(Mid)	(High)
Frequency (MHz)	699.7	707.5	715.3	700.5	707.5	714.5	701.5	707.5	713.5
Conducted Power (dBm)	22.69	22.94	22.80	22.84	23.07	22.84	22.74	22.80	22.76
Conducted Power (Watts)	0.1858	0.1968	0.1905	0.1923	0.2028	0.1923	0.1879	0.1905	0.1888
ERP(dBm)	16.54	16.79	16.65	16.69	16.92	16.69	16.59	16.65	16.61
ERP(Watts)	0.0451	0.0478	0.0462	0.0467	0.0492	0.0467	0.0456	0.0462	0.0458

LTE Band 12 (G_T - L_C = -4.00 dB) QPSK			
Bandwidth	10M		
Channel	23060	23095	23130
	(Low)	(Mid)	(High)
Frequency (MHz)	704	707.5	711
Conducted Power (dBm)	22.81	22.90	22.85
Conducted Power (Watts)	0.1910	0.1950	0.1928
ERP(dBm)	16.66	16.75	16.70
ERP(Watts)	0.0463	0.0473	0.0468

LTE Band 12 (G_T - L_C = -4.00 dB) 16QAM									
Bandwidth	1.4M			3M			5M		
Channel	23017	23095	23173	23025	23095	23165	23035	23095	23155
	(Low)	(Mid)	(High)	(Low)	(Mid)	(High)	(Low)	(Mid)	(High)
Frequency (MHz)	699.7	707.5	715.3	700.5	707.5	714.5	701.5	707.5	713.5
Conducted Power (dBm)	21.80	22.10	21.87	22.10	22.23	22.20	21.96	22.10	22.05
Conducted Power (Watts)	0.1514	0.1622	0.1538	0.1622	0.1671	0.1660	0.1570	0.1622	0.1603
ERP(dBm)	15.65	15.95	15.72	15.95	16.08	16.05	15.81	15.95	15.90
ERP(Watts)	0.0367	0.0394	0.0373	0.0394	0.0406	0.0403	0.0381	0.0394	0.0389

LTE Band 12 (G_T - L_C = -4.00 dB) 16QAM			
Bandwidth	10M		
Channel	23060	23095	23130
	(Low)	(Mid)	(High)
Frequency (MHz)	704	707.5	711
Conducted Power (dBm)	22.12	22.26	22.14
Conducted Power (Watts)	0.1629	0.1683	0.1637
ERP(dBm)	15.97	16.11	18.14
ERP(Watts)	0.0395	0.0408	0.0652

LTE Band 17 (G_T - L_C = -4.00 dB) QPSK						
Bandwidth	5M			10M		
Channel	23755	23790	23825	23780	23790	23800
	(Low)	(Mid)	(High)	(Low)	(Mid)	(High)
Frequency (MHz)	706.5	710	713.5	709	710	711
Conducted Power (dBm)	22.67	22.69	22.94	22.65	22.69	22.72
Conducted Power (Watts)	0.1849	0.1858	0.1968	0.1841	0.1858	0.1871
ERP(dBm)	16.52	16.54	16.79	16.50	16.54	16.57
ERP(Watts)	0.0449	0.0451	0.0478	0.0447	0.0451	0.0454

LTE Band 17 (G_T - L_C = -4.00 dB) 16QAM						
Bandwidth	5M			10M		
Channel	23755	23790	23825	23780	23790	23800
	(Low)	(Mid)	(High)	(Low)	(Mid)	(High)
Frequency (MHz)	706.5	710	713.5	709	710	711
Conducted Power (dBm)	21.90	21.96	22.07	21.59	21.90	22.09
Conducted Power (Watts)	0.1549	0.1570	0.1611	0.1442	0.1549	0.1618
ERP(dBm)	15.75	15.81	15.92	15.44	15.75	15.94
ERP(Watts)	0.0376	0.0381	0.0391	0.0350	0.0376	0.0393

LTE Band 38 (G_T - L_C = -1.50 dB) QPSK			
Bandwidth	5M		
Channel	37775	38000	38225
	(Low)	(Mid)	(High)
Frequency (MHz)	2572.5	2595	2617.5
Conducted Power (dBm)	23.62	23.54	23.63
Conducted Power (Watts)	0.2301	0.2259	0.2307
EIRP(dBm)	22.12	22.04	22.13
EIRP(Watts)	0.1629	0.1600	0.1633

LTE Band 38 (G_T - L_C = -1.50 dB) QPSK									
Bandwidth	10M			15M			20M		
Channel	37800	38000	38200	37825	38000	38175	37850	38000	38150
	(Low)	(Mid)	(High)	(Low)	(Mid)	(High)	(Low)	(Mid)	(Mid)
Frequency (MHz)	2575	2595	2615	2577.5	2595	2612.5	2580	2595	2610
Conducted Power (dBm)	23.59	23.62	23.68	23.90	23.90	23.93	24.39	24.42	24.45
Conducted Power (Watts)	0.2286	0.2301	0.2333	0.2455	0.2455	0.2472	0.2748	0.2767	0.2786
EIRP(dBm)	22.09	22.12	22.18	22.40	22.40	22.43	22.89	22.92	22.95
EIRP(Watts)	0.1618	0.1629	0.1652	0.1738	0.1738	0.1750	0.1945	0.1959	0.1972

LTE Band 38 (G_T - L_C = -1.50 dB) 16QAM			
Bandwidth	5M		
Channel	37775	38000	38225
	(Low)	(Mid)	(High)
Frequency (MHz)	2572.5	2595	2617.5
Conducted Power (dBm)	22.41	22.28	22.58
Conducted Power (Watts)	0.1742	0.1690	0.1811
EIRP(dBm)	20.91	20.78	21.08
EIRP(Watts)	0.1233	0.1197	0.1282

LTE Band 38 (G_T - L_C = -1.50 dB) 16QAM									
Bandwidth	10M			15M			20M		
Channel	37800	38000	38200	37825	38000	38175	37850	38000	38150
	(Low)	(Mid)	(High)	(Low)	(Mid)	(High)	(Low)	(Mid)	(Mid)
Frequency (MHz)	2575	2595	2615	2577.5	2595	2612.5	2580	2595	2610
Conducted Power (dBm)	22.39	22.22	22.50	22.77	22.81	22.91	23.18	23.24	23.31
Conducted Power (Watts)	0.1734	0.1667	0.1778	0.1892	0.1910	0.1954	0.2080	0.2109	0.2143
EIRP(dBm)	20.89	20.72	21.00	21.27	21.31	21.41	21.68	21.74	21.81
EIRP(Watts)	0.1227	0.1180	0.1259	0.1340	0.1352	0.1384	0.1472	0.1493	0.1517

Peak-to-Average Ratio

Mode	LTE Band 2 / 20MHz				
Mod.	QPSK		16QAM		Limit: 13dB
RB Size	1RB	Full RB	1RB	Full RB	Result
Lowest CH	2.84	4.29	3.57	5.45	PASS
Middle CH	2.9	4.52	3.33	5.57	
Highest CH	2.64	4.58	3.39	5.54	

Mode	LTE Band 4 / 20MHz				
Mod.	QPSK		16QAM		Limit: 13dB
RB Size	1RB	Full RB	1RB	Full RB	Result
Lowest CH	3.04	4.26	3.42	5.39	PASS
Middle CH	2.52	4.46	3.04	5.45	
Highest CH	3.13	4.52	4.09	5.57	

Mode	LTE Band 5 / 10MHz				
Mod.	QPSK		16QAM		Limit: 13dB
RB Size	1RB	Full RB	1RB	Full RB	Result
Lowest CH	4.35	4.67	5.01	5.68	PASS
Middle CH	3.39	4.49	4.38	5.51	
Highest CH	3.91	4.87	4.84	5.88	

Mode	LTE Band 7 / 20MHz				
Mod.	QPSK		16QAM		Limit: 13dB
RB Size	1RB	Full RB	1RB	Full RB	Result
Lowest CH	3.91	4.64	4.49	5.65	PASS
Middle CH	3.86	4.7	4.46	5.68	
Highest CH	3.88	4.64	4.41	5.65	

Mode	LTE Band 12 / 10MHz				
Mod.	QPSK		16QAM		Limit: 13dB
RB Size	1RB	Full RB	1RB	Full RB	Result
Lowest CH	3.13	4.61	3.74	5.62	PASS
Middle CH	2.99	4.78	3.59	5.68	
Highest CH	3.13	4.99	3.59	5.74	

Mode	LTE Band 17 / 10MHz				
Mod.	QPSK		16QAM		Limit: 13dB
RB Size	1RB	Full RB	1RB	Full RB	Result
Lowest CH	3.07	4.96	3.88	5.74	PASS
Middle CH	3.04	4.87	3.74	5.77	
Highest CH	3.07	4.96	3.94	5.91	

Mode	LTE Band 38 / 20MHz				
Mod.	QPSK		16QAM		Limit: 13dB
RB Size	1RB	Full RB	1RB	Full RB	Result
Lowest CH	6.32	6.32	5.8	6.23	PASS
Middle CH	6.26	5.83	8.12	7.39	
Highest CH	3.91	5.51	4.93	7.57	

LTE Band 2 / 20MHz / QPSK

Lowest Channel / 1RB

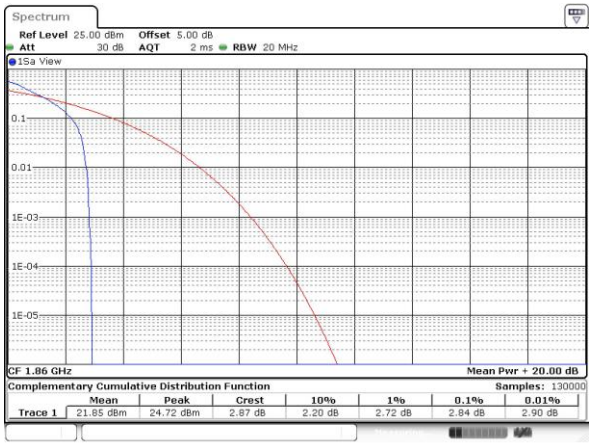

Lowest Channel / Full RB

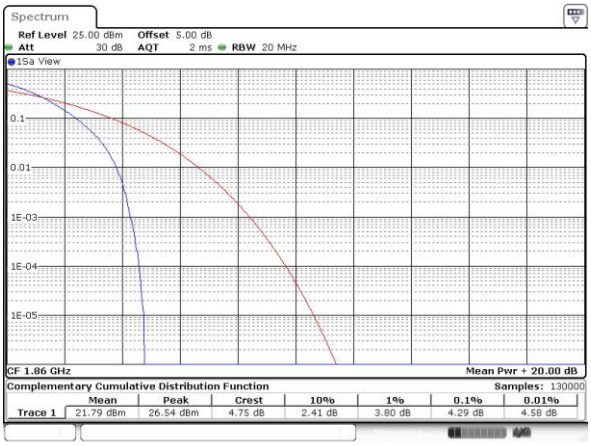

Middle Channel / 1RB

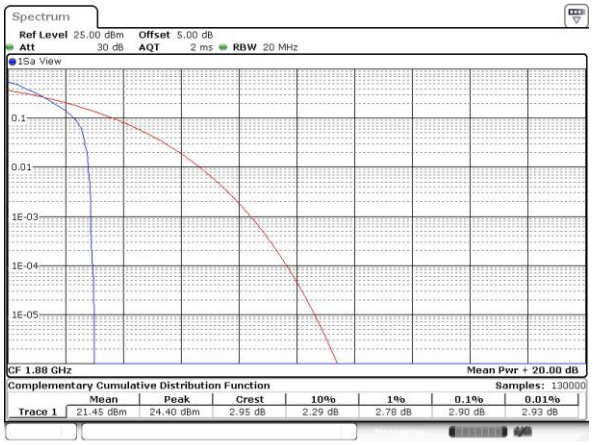

Middle Channel / Full RB

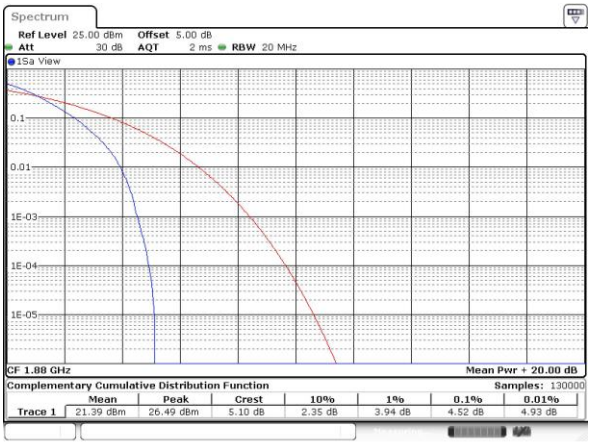

Highest Channel / 1RB

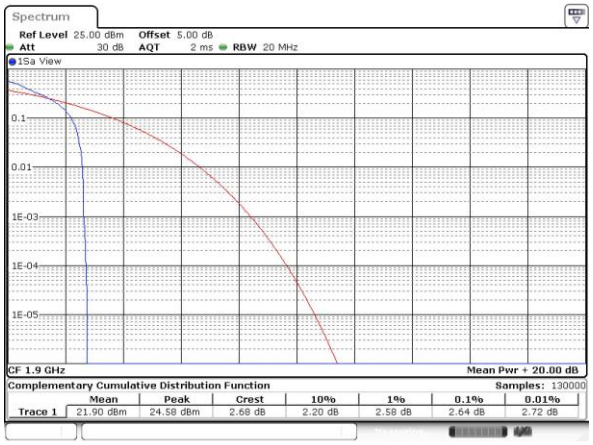

Highest Channel / Full RB

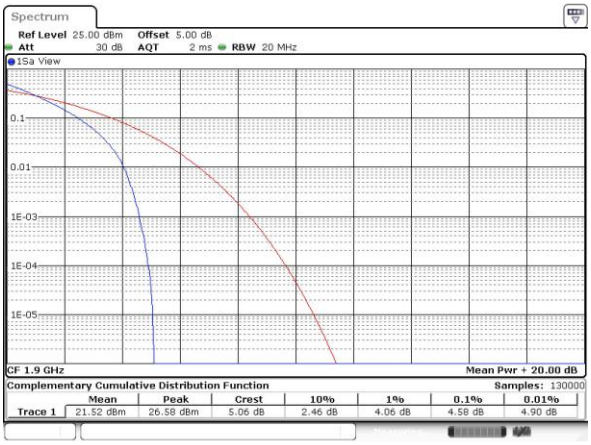

LTE Band 2 / 20MHz / 16QAM

Lowest Channel / 1RB

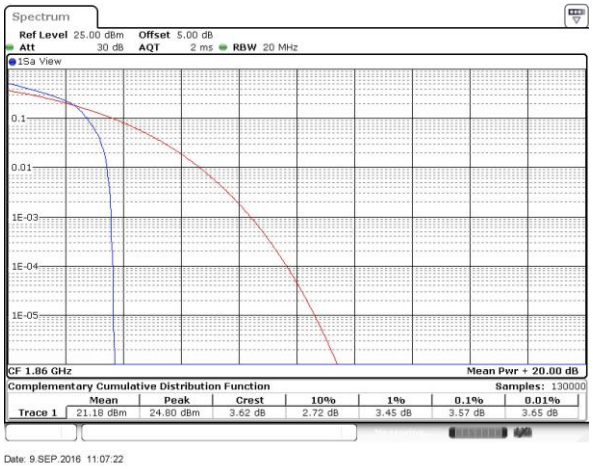

Lowest Channel / Full RB

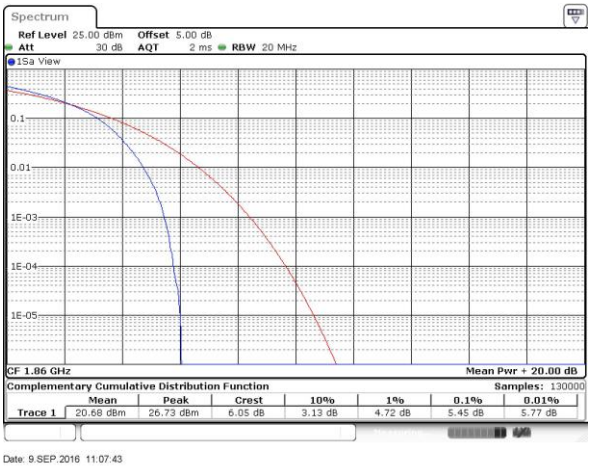

Middle Channel / 1RB

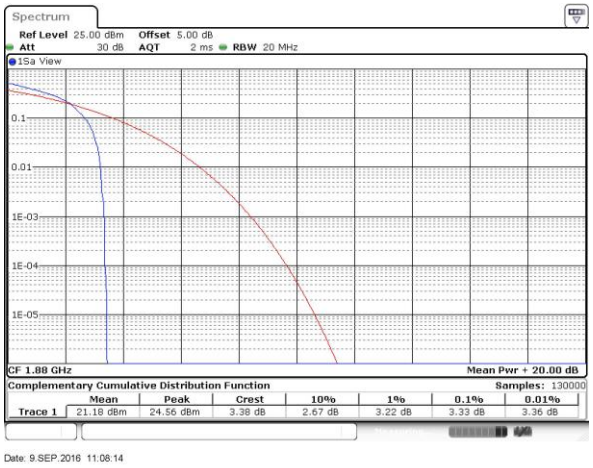

Middle Channel / Full RB

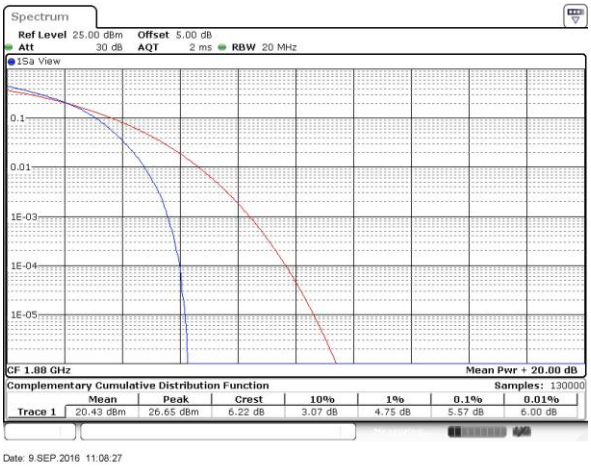

Highest Channel / 1RB

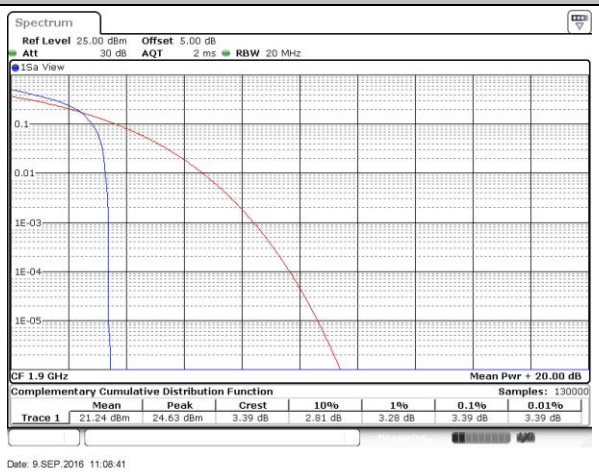

Highest Channel / Full RB

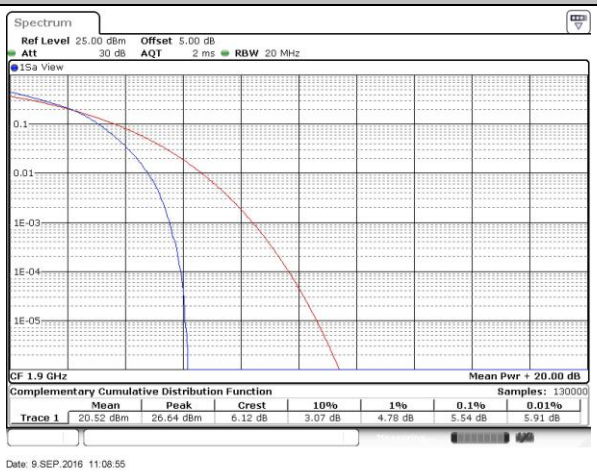

LTE Band 4 / 20MHz / QPSK

Lowest Channel / 1RB

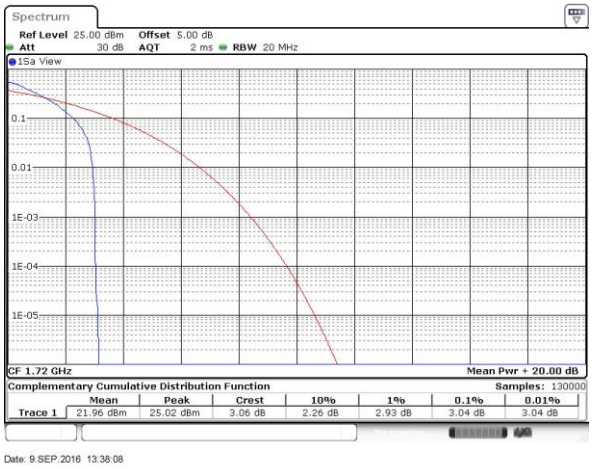

Lowest Channel / Full RB

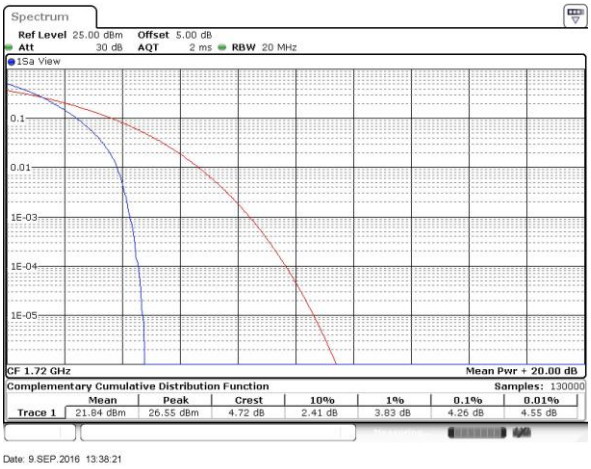

Middle Channel / 1RB

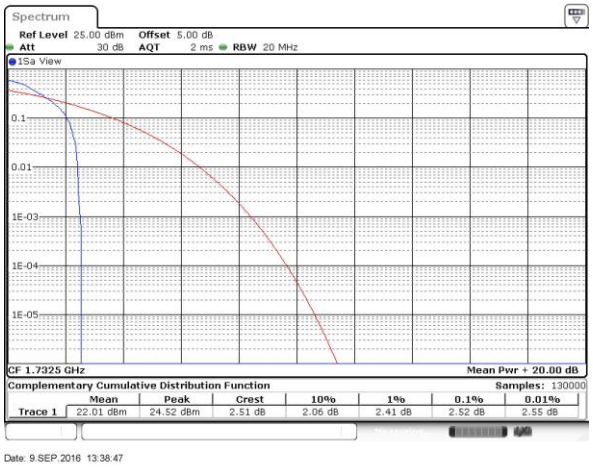

Middle Channel / Full RB

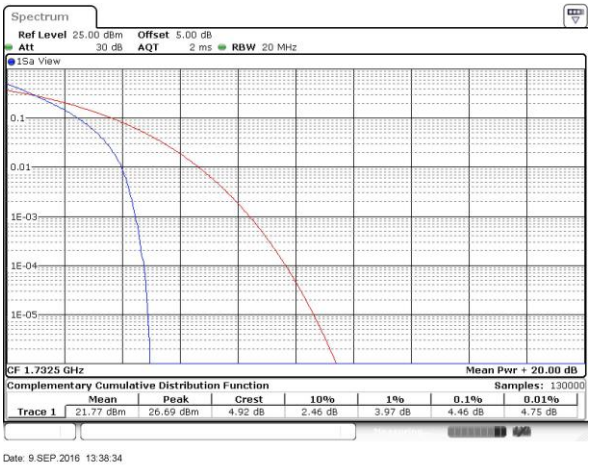

Highest Channel / 1RB

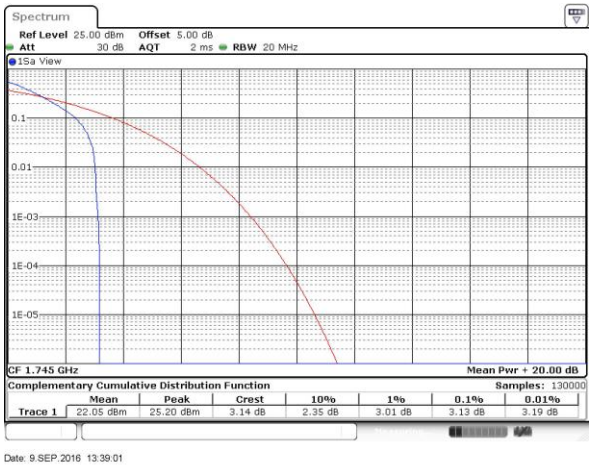

Highest Channel / Full RB

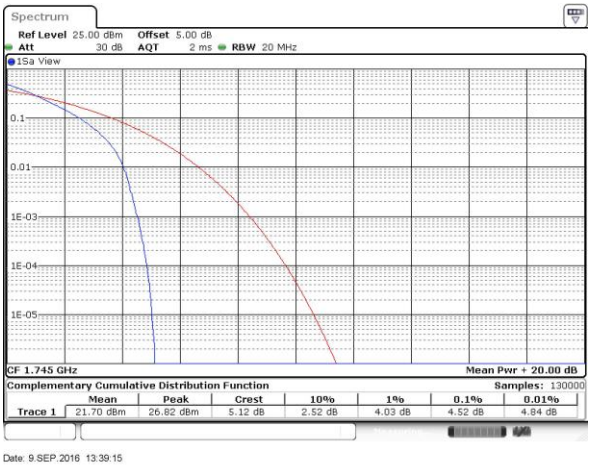

LTE Band 4 / 20MHz / 16QAM

Lowest Channel / 1RB

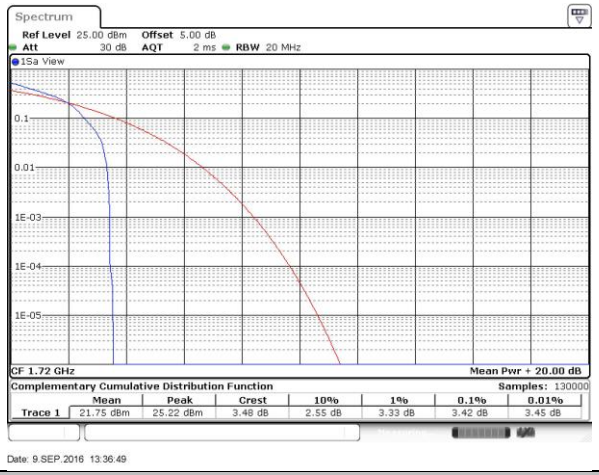

Lowest Channel / Full RB

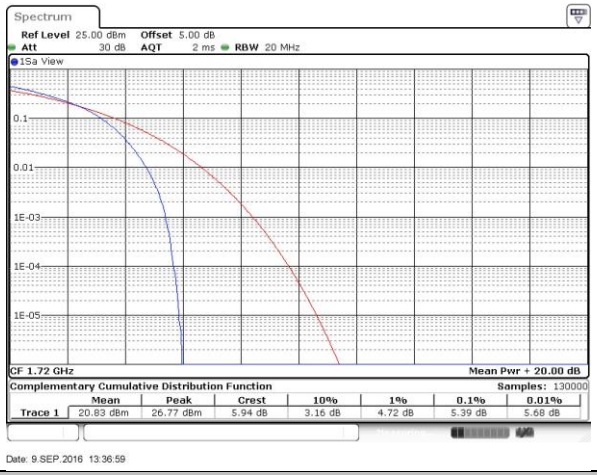

Middle Channel / 1RB

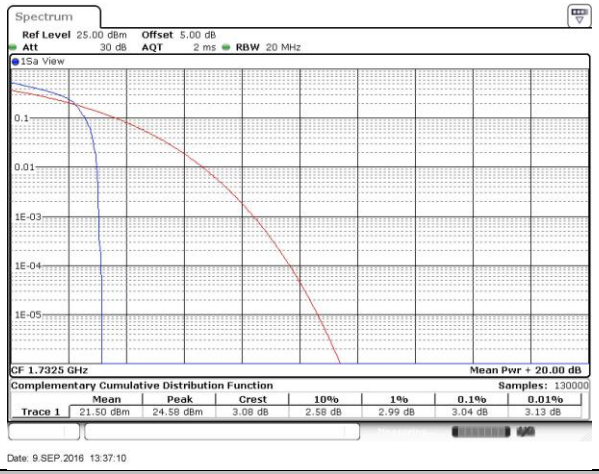

Middle Channel / Full RB

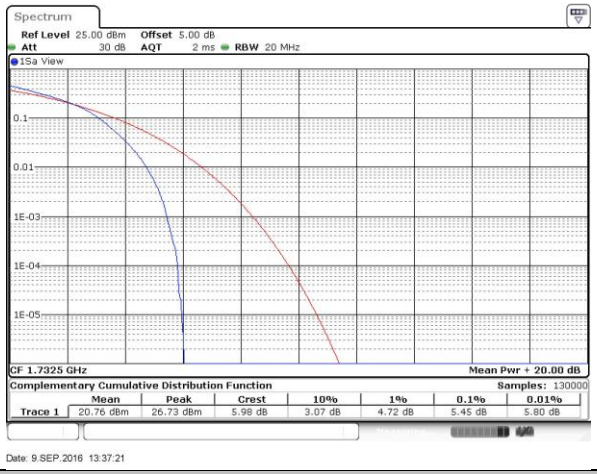

Highest Channel / 1RB

Highest Channel / Full RB

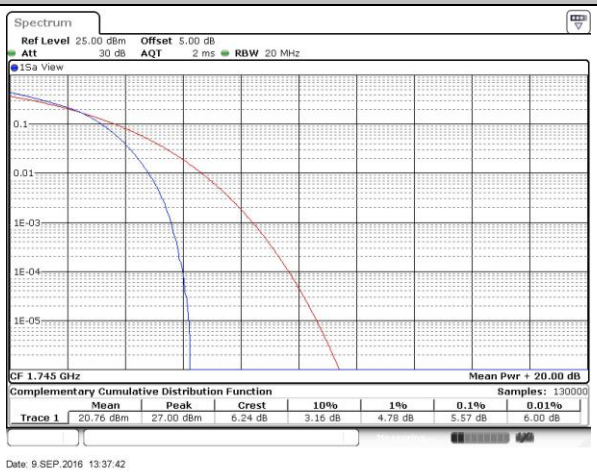

LTE Band 5 / 10MHz / QPSK

Lowest Channel / 1RB

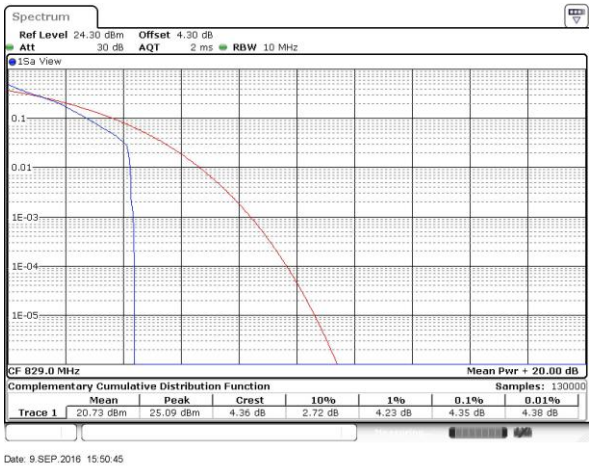

Lowest Channel / Full RB

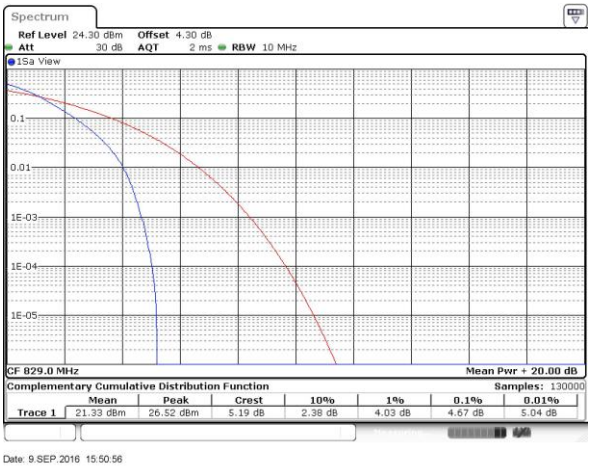

Middle Channel / 1RB

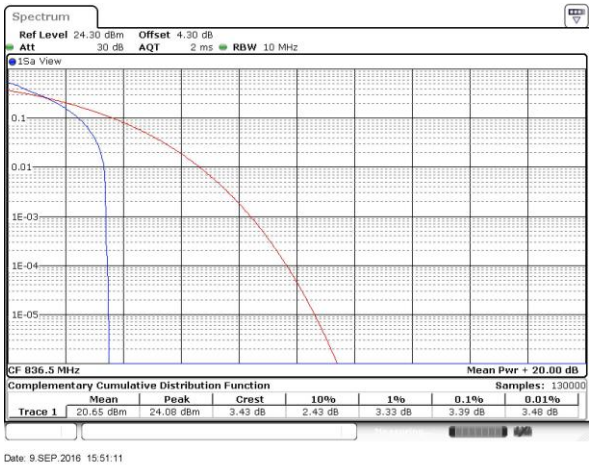

Middle Channel / Full RB

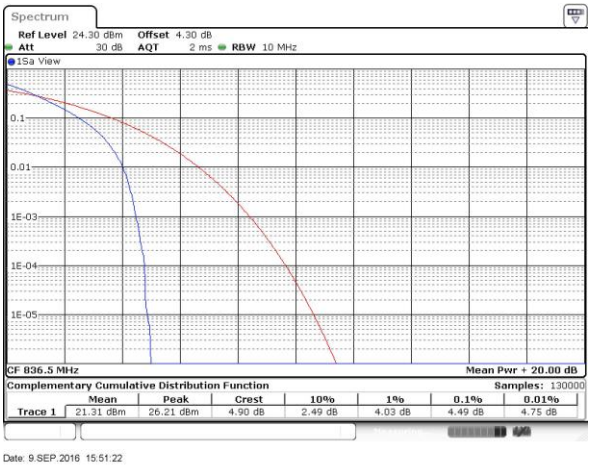

Highest Channel / 1RB

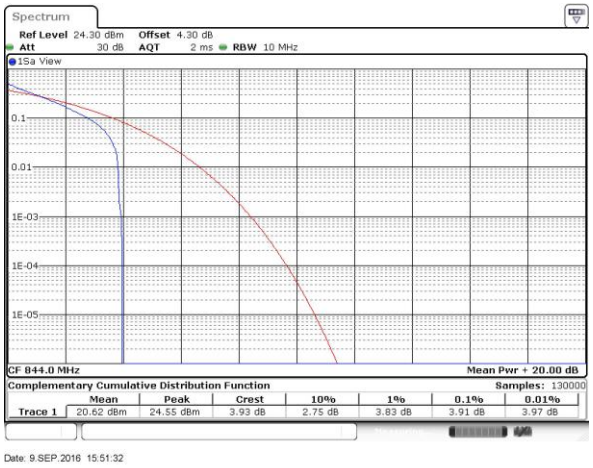

Highest Channel / Full RB

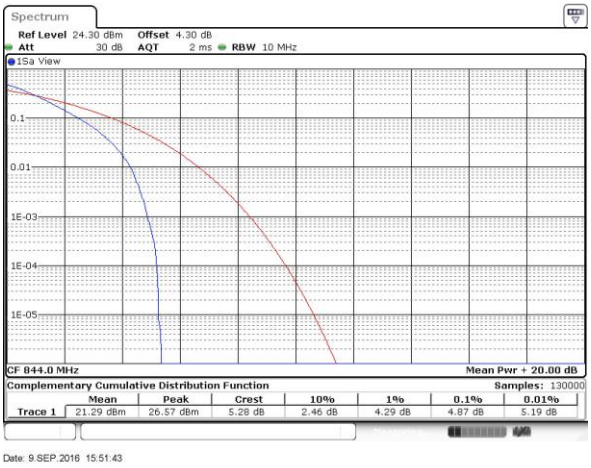

LTE Band 5 / 10MHz / 16QAM

Lowest Channel / 1RB

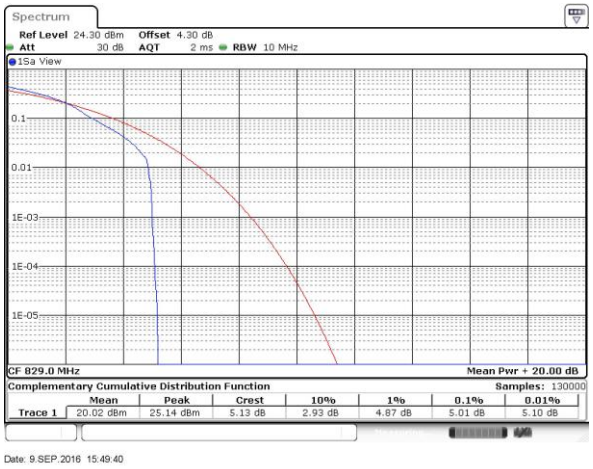

Lowest Channel / Full RB

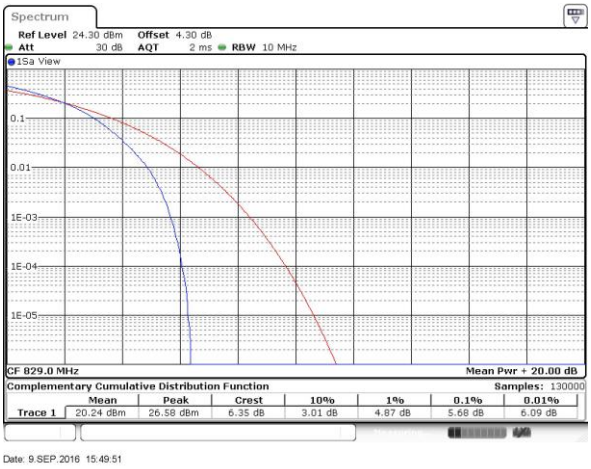

Middle Channel / 1RB

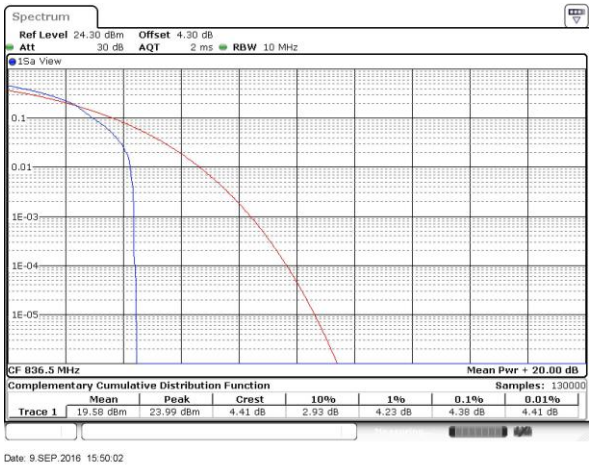

Middle Channel / Full RB

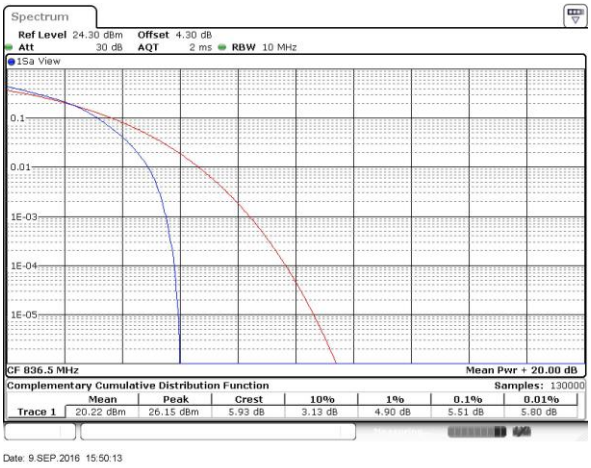

Highest Channel / 1RB

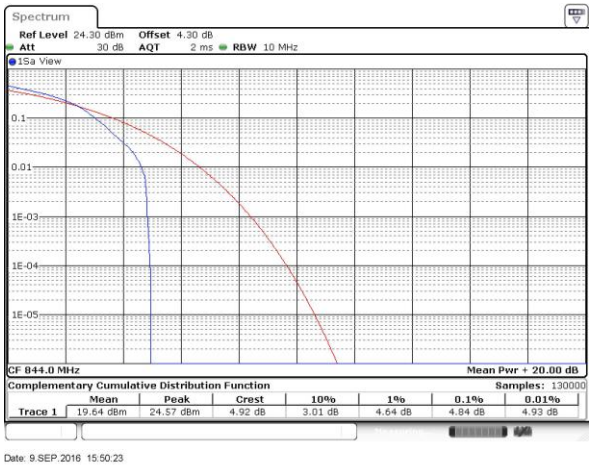

Highest Channel / Full RB

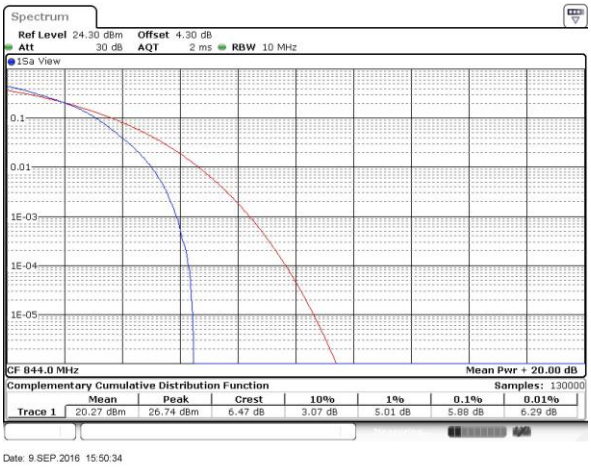

LTE Band 7 / 20MHz / QPSK

Lowest Channel / 1RB

Lowest Channel / Full RB

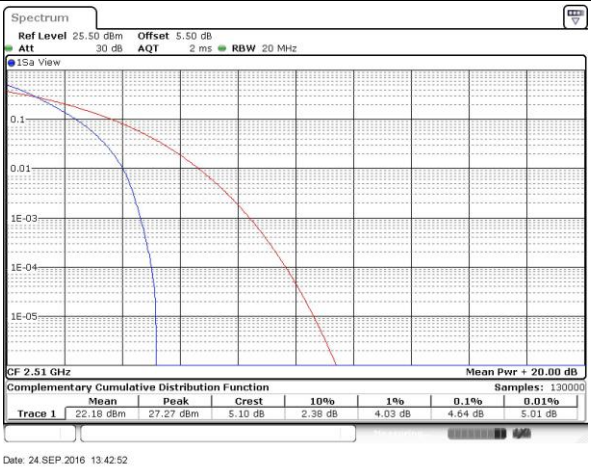

Middle Channel / 1RB

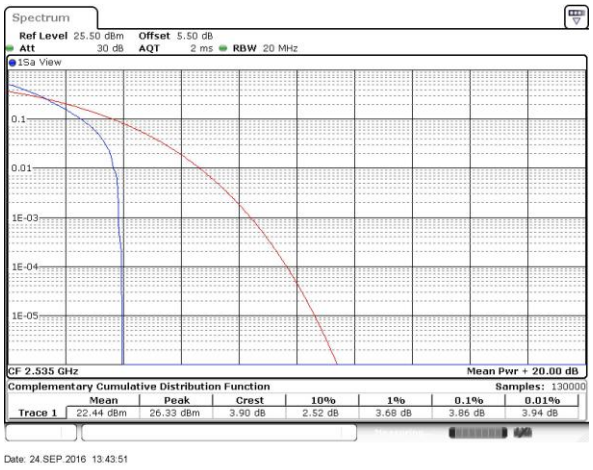

Middle Channel / Full RB

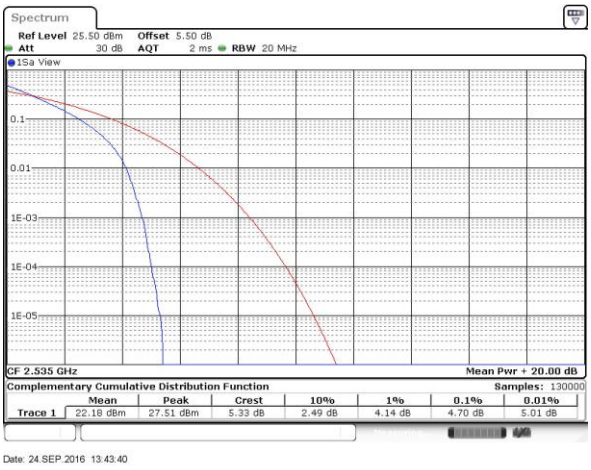

Highest Channel / 1RB

Highest Channel / Full RB

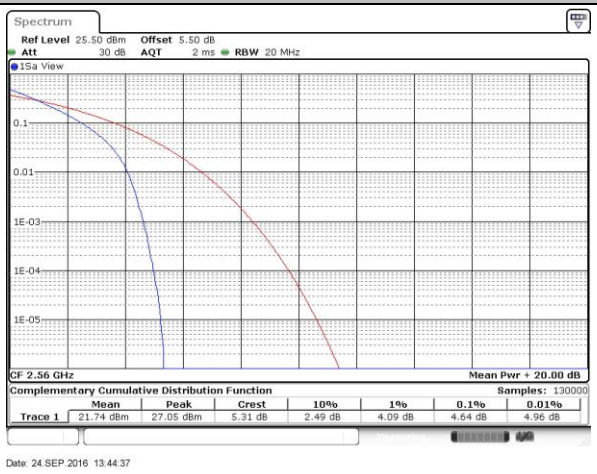

LTE Band 7 / 20MHz / 16QAM

Lowest Channel / 1RB

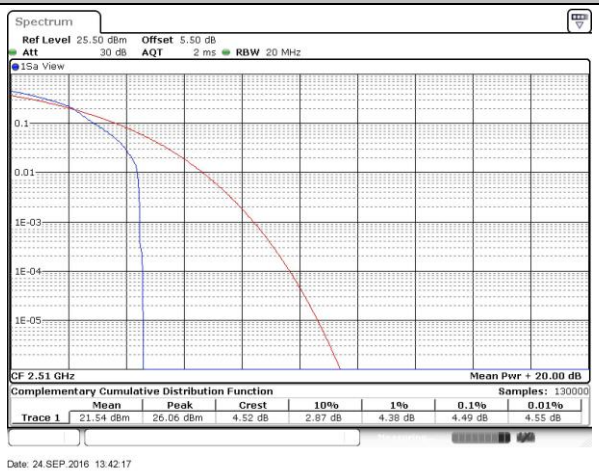

Lowest Channel / Full RB

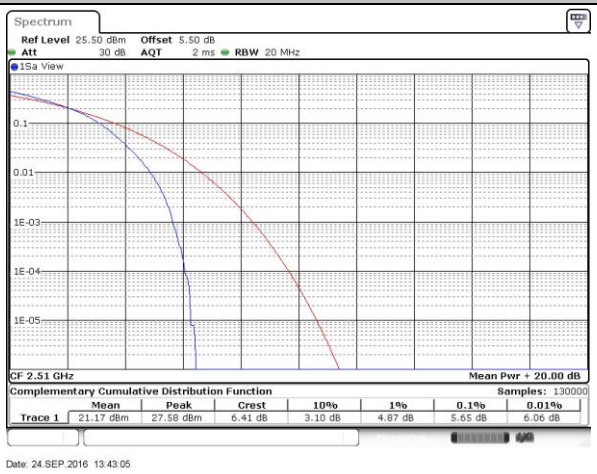

Middle Channel / 1RB

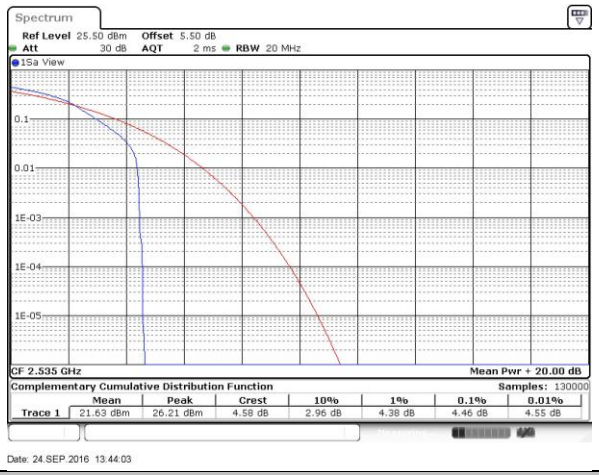

Middle Channel / Full RB

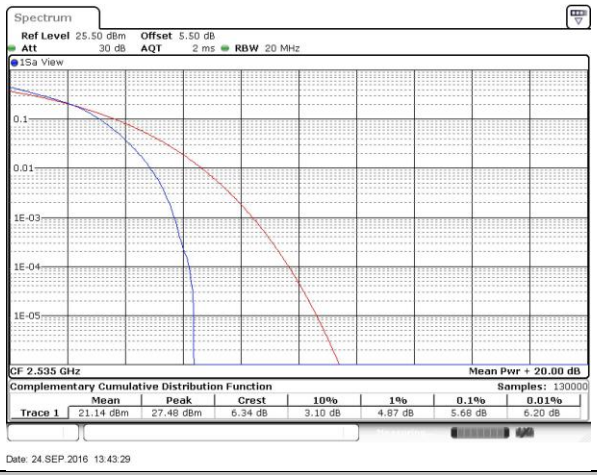

Highest Channel / 1RB

Highest Channel / Full RB

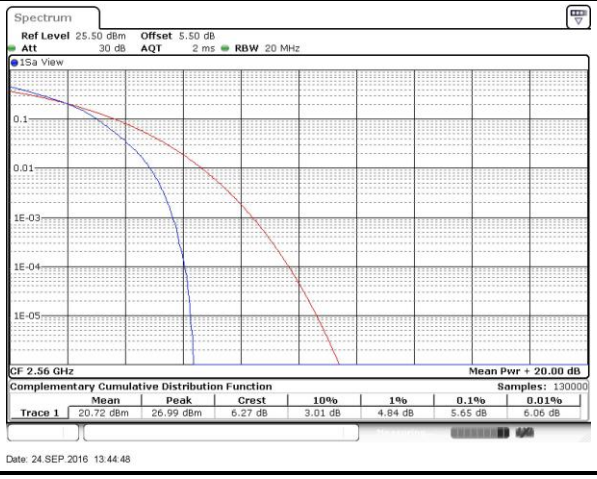

LTE Band 12 / 10MHz / QPSK

Lowest Channel / 1RB

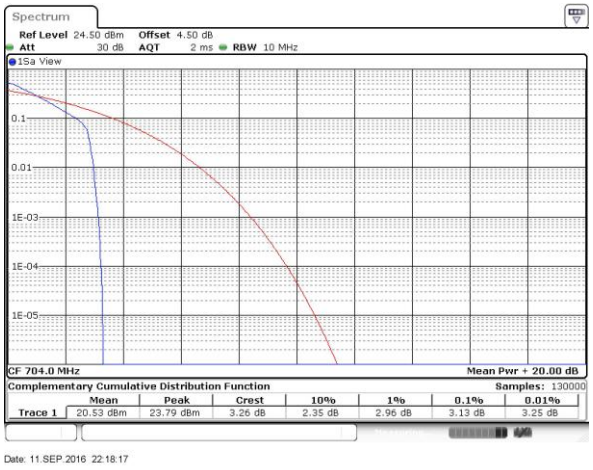

Lowest Channel / Full RB

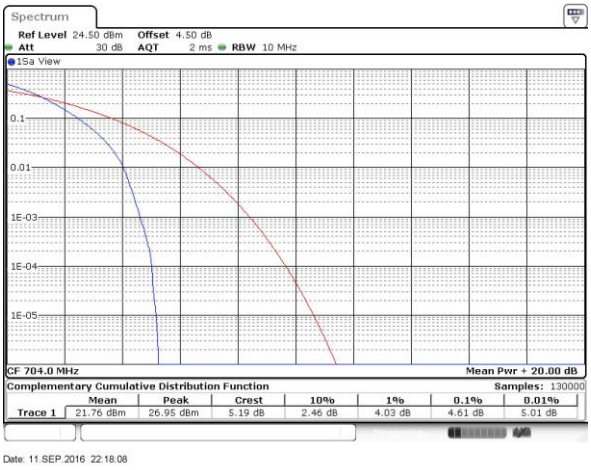

Middle Channel / 1RB

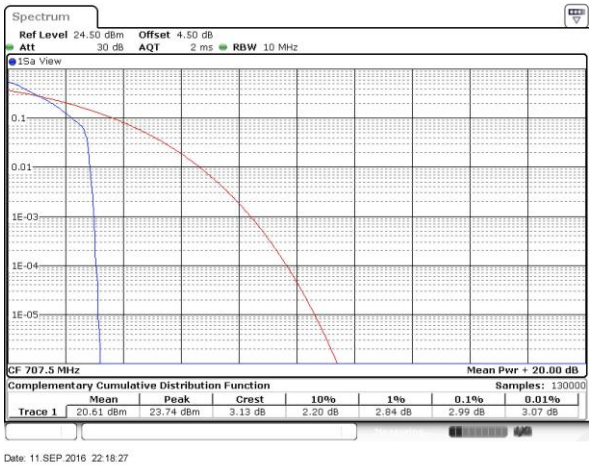

Middle Channel / Full RB

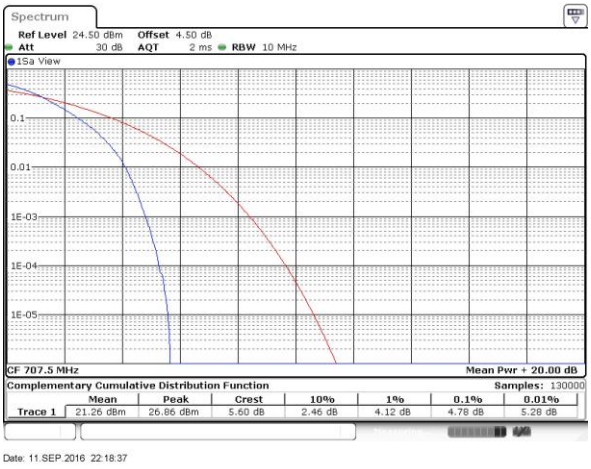

Highest Channel / 1RB

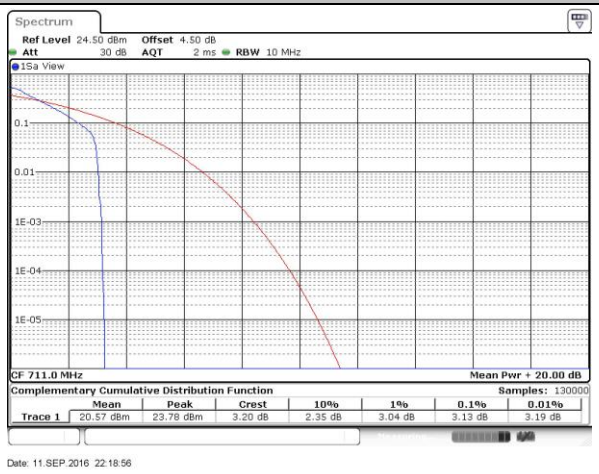
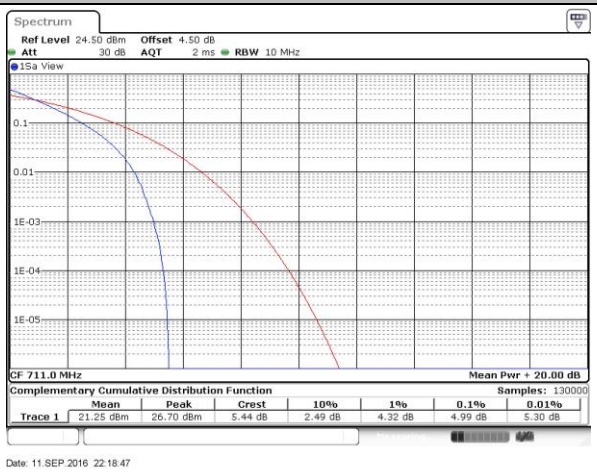
Highest Channel / Full RB