LTE Band 12 / 1.4MHz

Highest Channel / QPSK

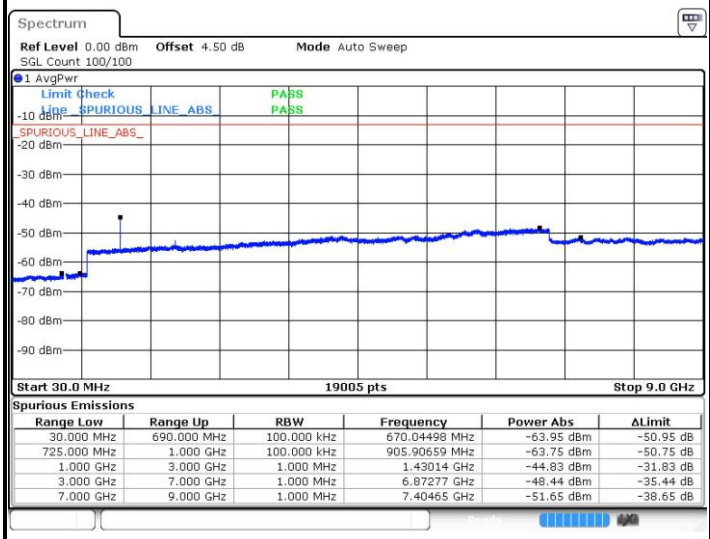

Spurious Emissions

Range Low	Range Up	RBW	Frequency	Power Abs	ΔLimit
30.000 MHz	690.000 MHz	100.000 kHz	670.04498 MHz	-63.95 dBm	-50.95 dB
725.000 MHz	1.000 GHz	100.000 kHz	905.90659 MHz	-63.75 dBm	-50.75 dB
1.000 GHz	3.000 GHz	1.000 MHz	1.43014 GHz	-44.83 dBm	-31.83 dB
3.000 GHz	7.000 GHz	1.000 MHz	6.87277 GHz	-48.44 dBm	-35.44 dB
7.000 GHz	9.000 GHz	1.000 MHz	7.40465 GHz	-51.65 dBm	-38.65 dB

Date: 11.SEP.2016 20:28:38

Highest Channel / 16QAM

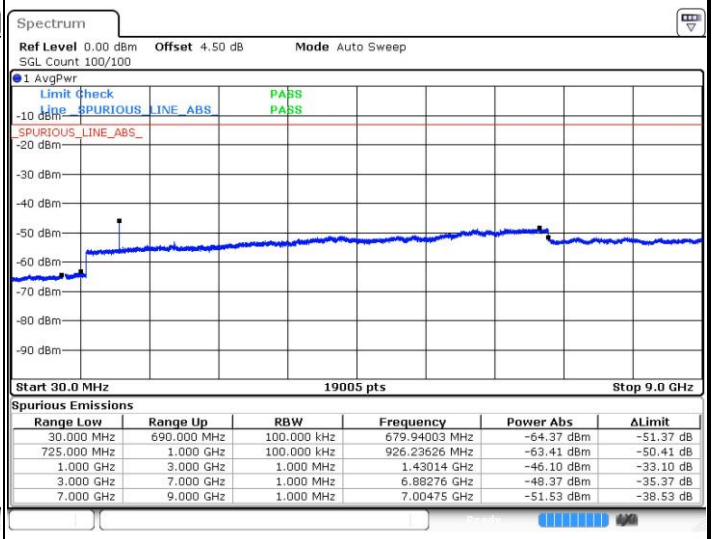

Spurious Emissions

Range Low	Range Up	RBW	Frequency	Power Abs	ΔLimit
30.000 MHz	690.000 MHz	100.000 kHz	679.94003 MHz	-64.37 dBm	-51.37 dB
725.000 MHz	1.000 GHz	100.000 kHz	926.23626 MHz	-63.41 dBm	-50.41 dB
1.000 GHz	3.000 GHz	1.000 MHz	1.43014 GHz	-46.10 dBm	-33.10 dB
3.000 GHz	7.000 GHz	1.000 MHz	6.88276 GHz	-48.37 dBm	-35.37 dB
7.000 GHz	9.000 GHz	1.000 MHz	7.00475 GHz	-51.53 dBm	-38.53 dB

Date: 11.SEP.2016 20:29:33

LTE Band 12 / 3MHz

Lowest Channel / QPSK

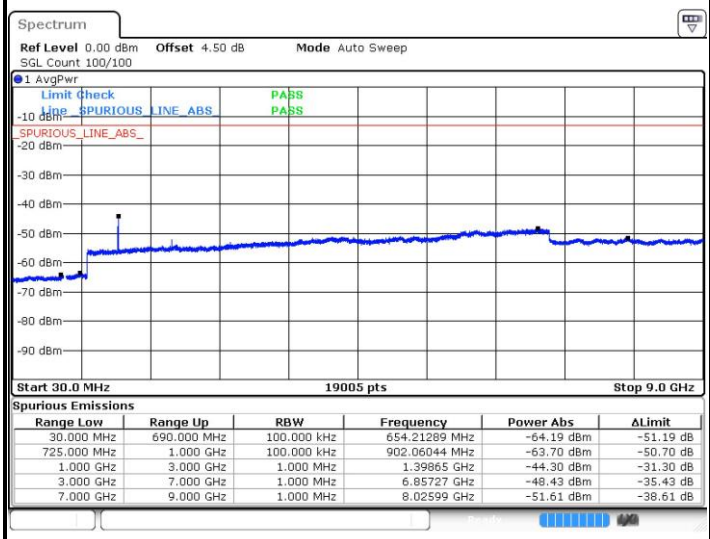

Spurious Emissions

Range Low	Range Up	RBW	Frequency	Power Abs	ΔLimit
30.000 MHz	690.000 MHz	100.000 kHz	654.21289 MHz	-64.19 dBm	-51.19 dB
725.000 MHz	1.000 GHz	100.000 kHz	902.06044 MHz	-63.70 dBm	-50.70 dB
1.000 GHz	3.000 GHz	1.000 MHz	1.39865 GHz	-44.30 dBm	-31.30 dB
3.000 GHz	7.000 GHz	1.000 MHz	6.85727 GHz	-48.43 dBm	-35.43 dB
7.000 GHz	9.000 GHz	1.000 MHz	8.02599 GHz	-51.61 dBm	-38.61 dB

Date: 11.SEP.2016 20:35:42

Lowest Channel / 16QAM

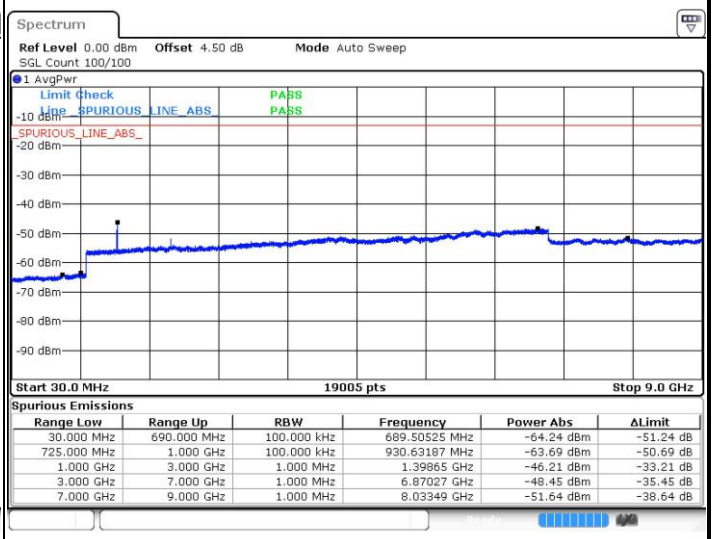

Spurious Emissions

Range Low	Range Up	RBW	Frequency	Power Abs	ΔLimit
30.000 MHz	690.000 MHz	100.000 kHz	689.50525 MHz	-64.24 dBm	-51.24 dB
725.000 MHz	1.000 GHz	100.000 kHz	930.63187 MHz	-63.69 dBm	-50.69 dB
1.000 GHz	3.000 GHz	1.000 MHz	1.39865 GHz	-46.21 dBm	-33.21 dB
3.000 GHz	7.000 GHz	1.000 MHz	6.87027 GHz	-48.45 dBm	-35.45 dB
7.000 GHz	9.000 GHz	1.000 MHz	8.03349 GHz	-51.64 dBm	-38.64 dB

Date: 11.SEP.2016 20:36:37

LTE Band 12 / 3MHz

Middle Channel / QPSK

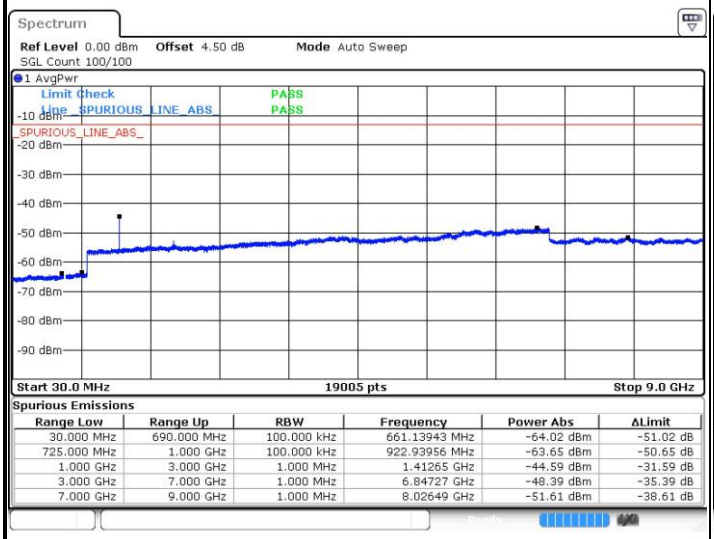

Spurious Emissions

Range Low	Range Up	RBW	Frequency	Power Abs	ΔLimit
30.000 MHz	690.000 MHz	100.000 kHz	661.13943 MHz	-64.02 dBm	-51.02 dB
725.000 MHz	1.000 GHz	100.000 kHz	922.93956 MHz	-63.65 dBm	-50.65 dB
1.000 GHz	3.000 GHz	1.000 MHz	1.41265 GHz	-44.59 dBm	-31.59 dB
3.000 GHz	7.000 GHz	1.000 MHz	6.84727 GHz	-48.39 dBm	-35.39 dB
7.000 GHz	9.000 GHz	1.000 MHz	8.02649 GHz	-51.61 dBm	-38.61 dB

Date: 11.SEP.2016 20:39:10

Middle Channel / 16QAM

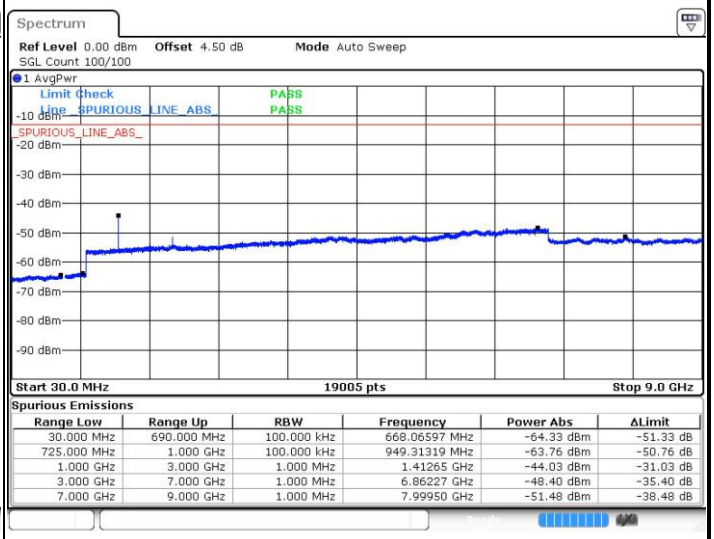

Spurious Emissions

Range Low	Range Up	RBW	Frequency	Power Abs	ΔLimit
30.000 MHz	690.000 MHz	100.000 kHz	668.06597 MHz	-64.33 dBm	-51.33 dB
725.000 MHz	1.000 GHz	100.000 kHz	949.31319 MHz	-63.76 dBm	-50.76 dB
1.000 GHz	3.000 GHz	1.000 MHz	1.41265 GHz	-44.03 dBm	-31.03 dB
3.000 GHz	7.000 GHz	1.000 MHz	6.86227 GHz	-48.40 dBm	-35.40 dB
7.000 GHz	9.000 GHz	1.000 MHz	7.99950 GHz	-51.48 dBm	-38.48 dB

Date: 11.SEP.2016 20:38:15

Highest Channel / QPSK

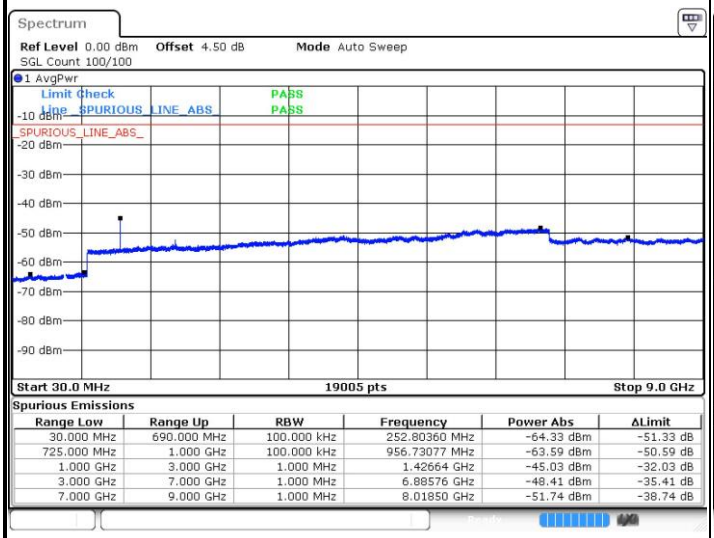

Spurious Emissions

Range Low	Range Up	RBW	Frequency	Power Abs	ΔLimit
30.000 MHz	690.000 MHz	100.000 kHz	252.80360 MHz	-64.33 dBm	-51.33 dB
725.000 MHz	1.000 GHz	100.000 kHz	956.73077 MHz	-63.59 dBm	-50.59 dB
1.000 GHz	3.000 GHz	1.000 MHz	1.42664 GHz	-45.03 dBm	-32.03 dB
3.000 GHz	7.000 GHz	1.000 MHz	6.88576 GHz	-48.41 dBm	-35.41 dB
7.000 GHz	9.000 GHz	1.000 MHz	8.01850 GHz	-51.74 dBm	-38.74 dB

Date: 11.SEP.2016 20:45:19

Highest Channel / 16QAM

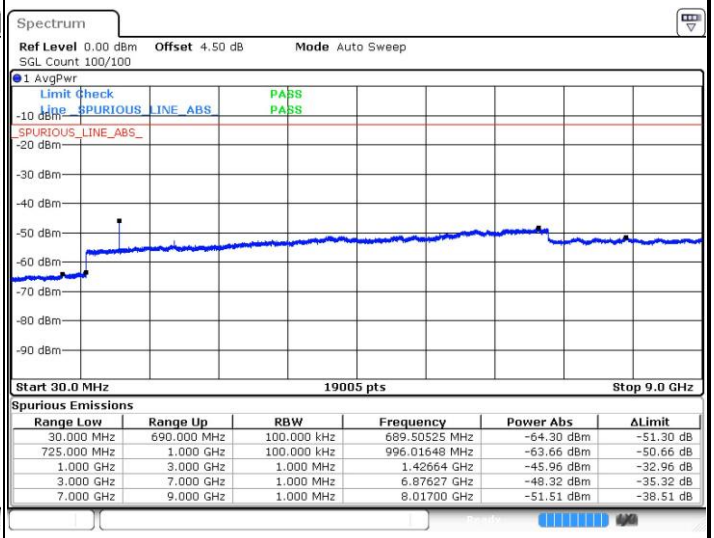

Spurious Emissions

Range Low	Range Up	RBW	Frequency	Power Abs	ΔLimit
30.000 MHz	690.000 MHz	100.000 kHz	689.50525 MHz	-64.30 dBm	-51.30 dB
725.000 MHz	1.000 GHz	100.000 kHz	996.01648 MHz	-63.66 dBm	-50.66 dB
1.000 GHz	3.000 GHz	1.000 MHz	1.42664 GHz	-45.96 dBm	-32.96 dB
3.000 GHz	7.000 GHz	1.000 MHz	6.87627 GHz	-48.32 dBm	-35.32 dB
7.000 GHz	9.000 GHz	1.000 MHz	8.01700 GHz	-51.51 dBm	-38.51 dB

Date: 11.SEP.2016 20:46:14

LTE Band 12 / 5MHz

Lowest Channel / QPSK

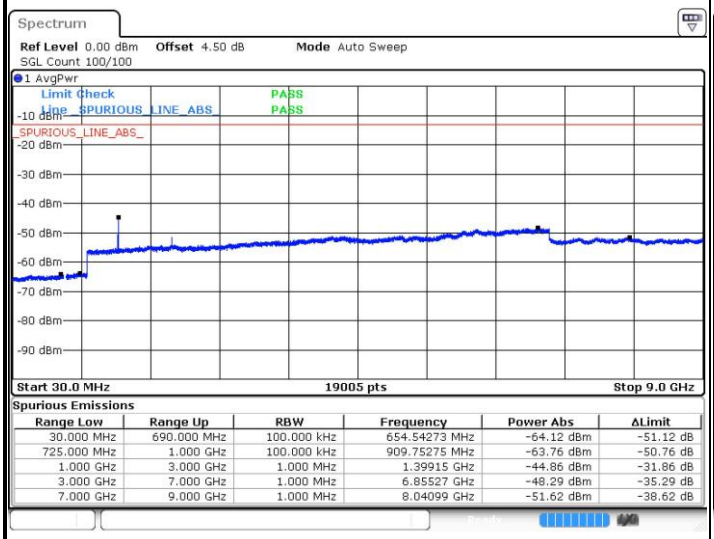

Spurious Emissions

Range Low	Range Up	RBW	Frequency	Power Abs	ΔLimit
30.000 MHz	690.000 MHz	100.000 kHz	654.54273 MHz	-64.12 dBm	-51.12 dB
725.000 MHz	1.000 GHz	100.000 kHz	909.75275 MHz	-63.76 dBm	-50.76 dB
1.000 GHz	3.000 GHz	1.000 MHz	1.39915 GHz	-44.86 dBm	-31.86 dB
3.000 GHz	7.000 GHz	1.000 MHz	6.85527 GHz	-48.29 dBm	-35.29 dB
7.000 GHz	9.000 GHz	1.000 MHz	8.04099 GHz	-51.62 dBm	-38.62 dB

Date: 11.SEP.2016 20:52:23

Lowest Channel / 16QAM

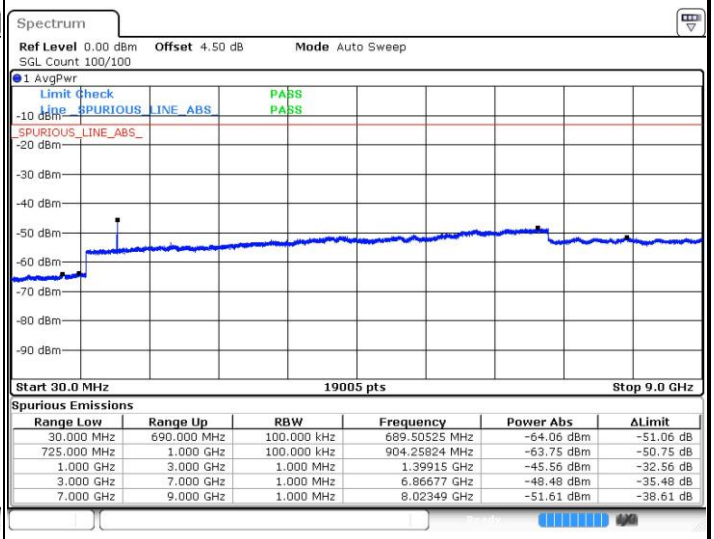

Spurious Emissions

Range Low	Range Up	RBW	Frequency	Power Abs	ΔLimit
30.000 MHz	690.000 MHz	100.000 kHz	689.50525 MHz	-64.06 dBm	-51.06 dB
725.000 MHz	1.000 GHz	100.000 kHz	904.25824 MHz	-63.75 dBm	-50.75 dB
1.000 GHz	3.000 GHz	1.000 MHz	1.39915 GHz	-45.56 dBm	-32.56 dB
3.000 GHz	7.000 GHz	1.000 MHz	6.86677 GHz	-48.48 dBm	-35.48 dB
7.000 GHz	9.000 GHz	1.000 MHz	8.02349 GHz	-51.61 dBm	-38.61 dB

Date: 11.SEP.2016 20:53:18

Middle Channel / QPSK

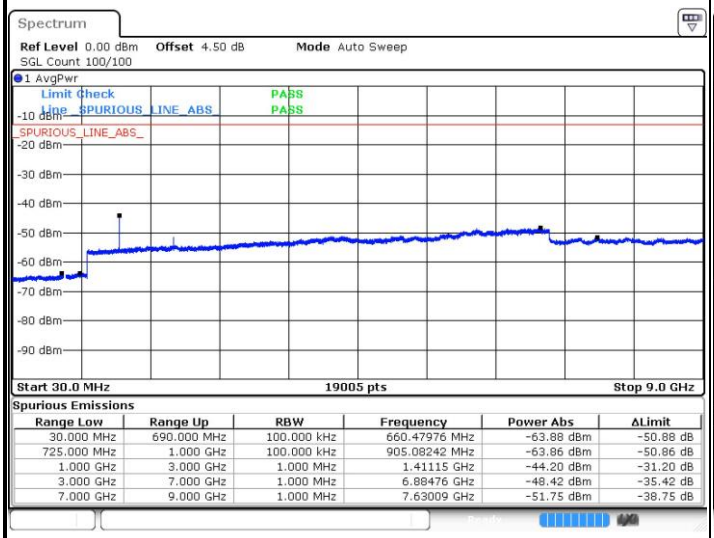

Spurious Emissions

Range Low	Range Up	RBW	Frequency	Power Abs	ΔLimit
30.000 MHz	690.000 MHz	100.000 kHz	660.47976 MHz	-63.88 dBm	-50.88 dB
725.000 MHz	1.000 GHz	100.000 kHz	905.08242 MHz	-63.86 dBm	-50.86 dB
1.000 GHz	3.000 GHz	1.000 MHz	1.41115 GHz	-44.20 dBm	-31.20 dB
3.000 GHz	7.000 GHz	1.000 MHz	6.88476 GHz	-48.42 dBm	-35.42 dB
7.000 GHz	9.000 GHz	1.000 MHz	7.63009 GHz	-51.75 dBm	-38.75 dB

Date: 11.SEP.2016 22:21:23

Middle Channel / 16QAM

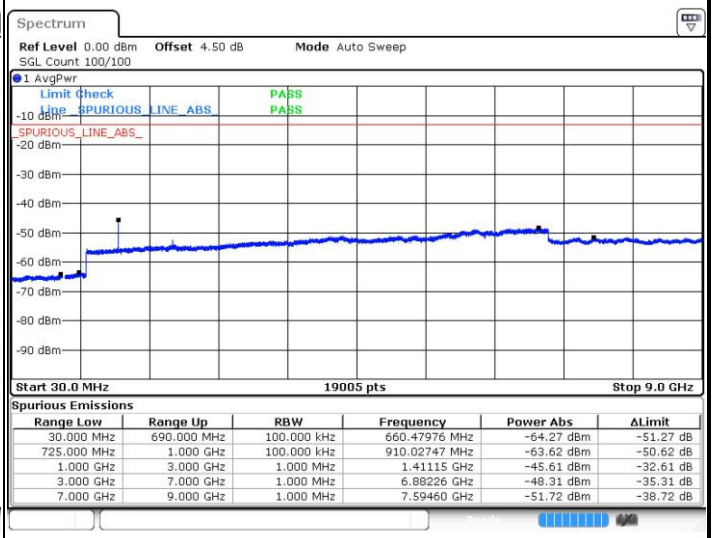

Spurious Emissions

Range Low	Range Up	RBW	Frequency	Power Abs	ΔLimit
30.000 MHz	690.000 MHz	100.000 kHz	660.47976 MHz	-64.27 dBm	-51.27 dB
725.000 MHz	1.000 GHz	100.000 kHz	910.02747 MHz	-63.62 dBm	-50.62 dB
1.000 GHz	3.000 GHz	1.000 MHz	1.41115 GHz	-45.61 dBm	-32.61 dB
3.000 GHz	7.000 GHz	1.000 MHz	6.88226 GHz	-48.31 dBm	-35.31 dB
7.000 GHz	9.000 GHz	1.000 MHz	7.59460 GHz	-51.72 dBm	-38.72 dB

Date: 11.SEP.2016 20:54:55

LTE Band 12 / 5MHz

Highest Channel / QPSK

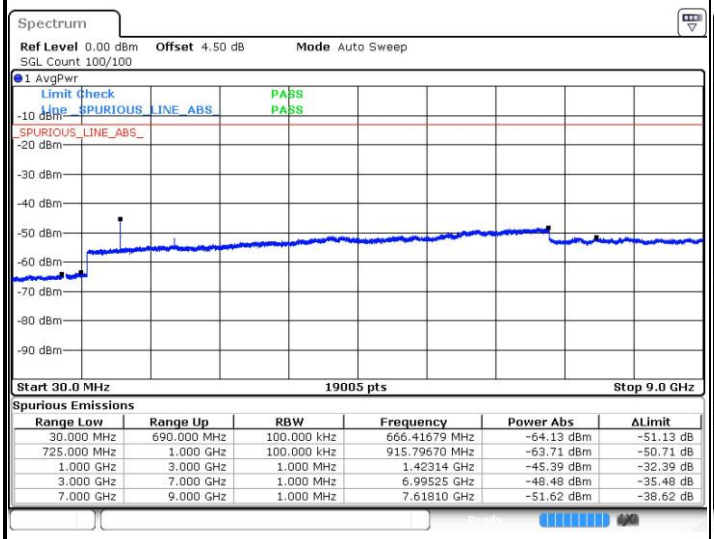

Spurious Emissions

Range Low	Range Up	RBW	Frequency	Power Abs	ΔLimit
30.000 MHz	690.000 MHz	100.000 kHz	666.41679 MHz	-64.13 dBm	-51.13 dB
725.000 MHz	1.000 GHz	100.000 kHz	915.79670 MHz	-63.71 dBm	-50.71 dB
1.000 GHz	3.000 GHz	1.000 MHz	1.42314 GHz	-45.39 dBm	-32.39 dB
3.000 GHz	7.000 GHz	1.000 MHz	6.99525 GHz	-48.48 dBm	-35.48 dB
7.000 GHz	9.000 GHz	1.000 MHz	7.61810 GHz	-51.62 dBm	-38.62 dB

Date: 11.SEP.2016 21:02:54

Highest Channel / 16QAM

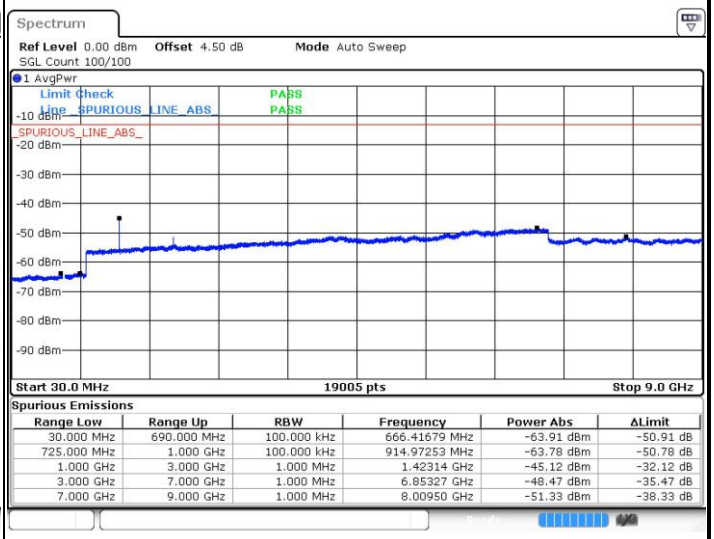

Spurious Emissions

Range Low	Range Up	RBW	Frequency	Power Abs	ΔLimit
30.000 MHz	690.000 MHz	100.000 kHz	666.41679 MHz	-63.91 dBm	-50.91 dB
725.000 MHz	1.000 GHz	100.000 kHz	914.97253 MHz	-63.78 dBm	-50.78 dB
1.000 GHz	3.000 GHz	1.000 MHz	1.42314 GHz	-45.12 dBm	-32.12 dB
3.000 GHz	7.000 GHz	1.000 MHz	6.85327 GHz	-48.47 dBm	-35.47 dB
7.000 GHz	9.000 GHz	1.000 MHz	8.00950 GHz	-51.33 dBm	-38.33 dB

Date: 11.SEP.2016 21:01:59

LTE Band 12 / 10MHz

Lowest Channel / QPSK

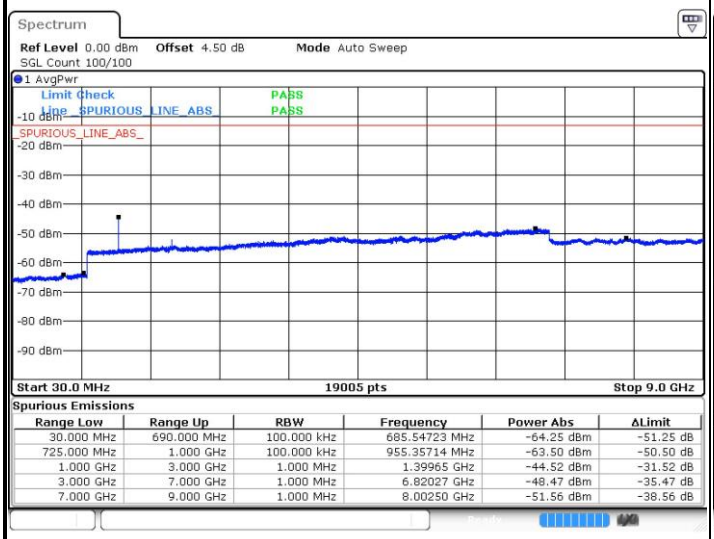

Spurious Emissions

Range Low	Range Up	RBW	Frequency	Power Abs	ΔLimit
30.000 MHz	690.000 MHz	100.000 kHz	685.54723 MHz	-64.25 dBm	-51.25 dB
725.000 MHz	1.000 GHz	100.000 kHz	955.35714 MHz	-63.50 dBm	-50.50 dB
1.000 GHz	3.000 GHz	1.000 MHz	1.39965 GHz	-44.52 dBm	-31.52 dB
3.000 GHz	7.000 GHz	1.000 MHz	6.82027 GHz	-48.47 dBm	-35.47 dB
7.000 GHz	9.000 GHz	1.000 MHz	8.00250 GHz	-51.56 dBm	-38.56 dB

Date: 11.SEP.2016 21:30:53

Lowest Channel / 16QAM

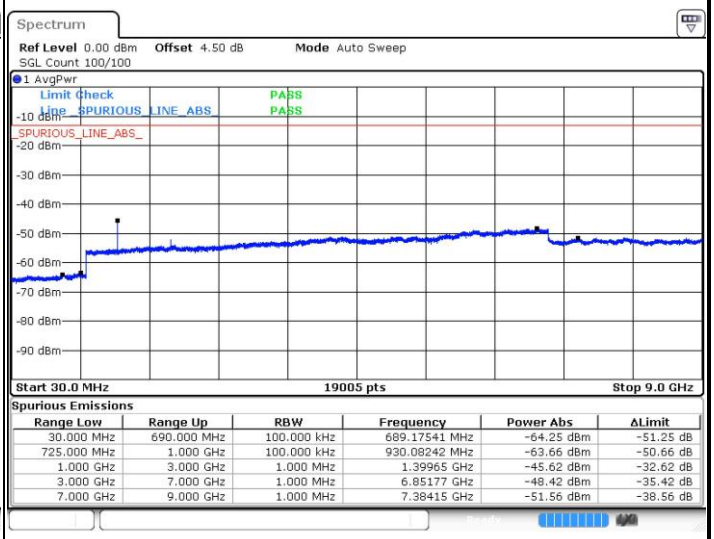

Spurious Emissions

Range Low	Range Up	RBW	Frequency	Power Abs	ΔLimit
30.000 MHz	690.000 MHz	100.000 kHz	689.17541 MHz	-64.25 dBm	-51.25 dB
725.000 MHz	1.000 GHz	100.000 kHz	930.08242 MHz	-63.66 dBm	-50.66 dB
1.000 GHz	3.000 GHz	1.000 MHz	1.39965 GHz	-45.62 dBm	-32.62 dB
3.000 GHz	7.000 GHz	1.000 MHz	6.85177 GHz	-48.42 dBm	-35.42 dB
7.000 GHz	9.000 GHz	1.000 MHz	7.38415 GHz	-51.56 dBm	-38.56 dB

Date: 11.SEP.2016 21:31:48

LTE Band 12 / 10MHz

Middle Channel / QPSK

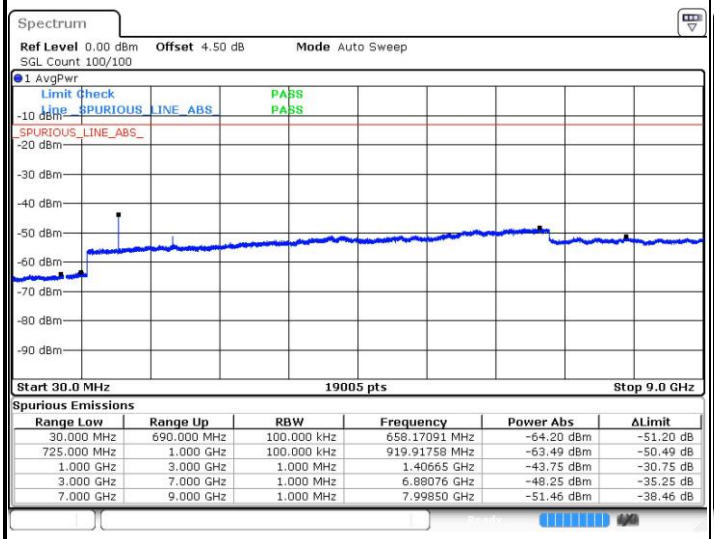

Spurious Emissions

Range Low	Range Up	RBW	Frequency	Power Abs	ΔLimit
30.000 MHz	690.000 MHz	100.000 kHz	658.17091 MHz	-64.20 dBm	-51.20 dB
725.000 MHz	1.000 GHz	100.000 kHz	919.91758 MHz	-63.49 dBm	-50.49 dB
1.000 GHz	3.000 GHz	1.000 MHz	1.40665 GHz	-43.75 dBm	-30.75 dB
3.000 GHz	7.000 GHz	1.000 MHz	6.88076 GHz	-48.25 dBm	-35.25 dB
7.000 GHz	9.000 GHz	1.000 MHz	7.99850 GHz	-51.46 dBm	-38.46 dB

Date: 11.SEP.2016 21:34:20

Middle Channel / 16QAM

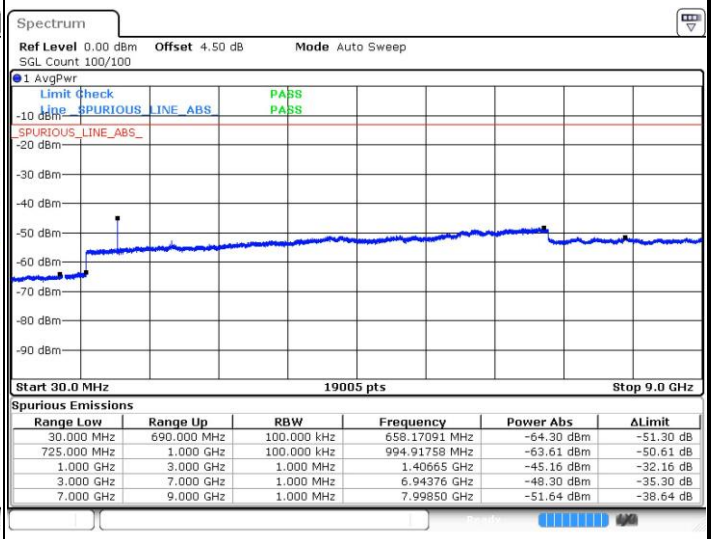

Spurious Emissions

Range Low	Range Up	RBW	Frequency	Power Abs	ΔLimit
30.000 MHz	690.000 MHz	100.000 kHz	658.17091 MHz	-64.30 dBm	-51.30 dB
725.000 MHz	1.000 GHz	100.000 kHz	994.91758 MHz	-63.61 dBm	-50.61 dB
1.000 GHz	3.000 GHz	1.000 MHz	1.40665 GHz	-45.16 dBm	-32.16 dB
3.000 GHz	7.000 GHz	1.000 MHz	6.94376 GHz	-48.30 dBm	-35.30 dB
7.000 GHz	9.000 GHz	1.000 MHz	7.99850 GHz	-51.64 dBm	-38.64 dB

Date: 11.SEP.2016 21:33:25

Highest Channel / QPSK

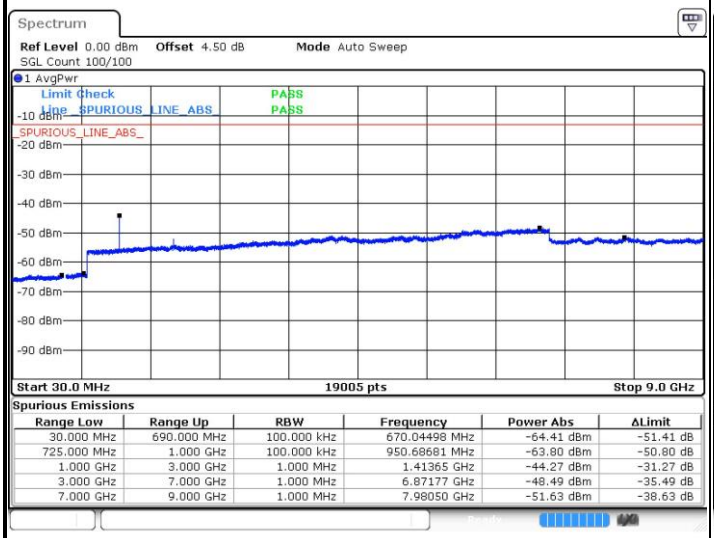

Spurious Emissions

Range Low	Range Up	RBW	Frequency	Power Abs	ΔLimit
30.000 MHz	690.000 MHz	100.000 kHz	670.04498 MHz	-64.41 dBm	-51.41 dB
725.000 MHz	1.000 GHz	100.000 kHz	950.68681 MHz	-63.80 dBm	-50.80 dB
1.000 GHz	3.000 GHz	1.000 MHz	1.41365 GHz	-44.27 dBm	-31.27 dB
3.000 GHz	7.000 GHz	1.000 MHz	6.87177 GHz	-48.49 dBm	-35.49 dB
7.000 GHz	9.000 GHz	1.000 MHz	7.98050 GHz	-51.63 dBm	-38.63 dB

Date: 11.SEP.2016 21:40:29

Highest Channel / 16QAM

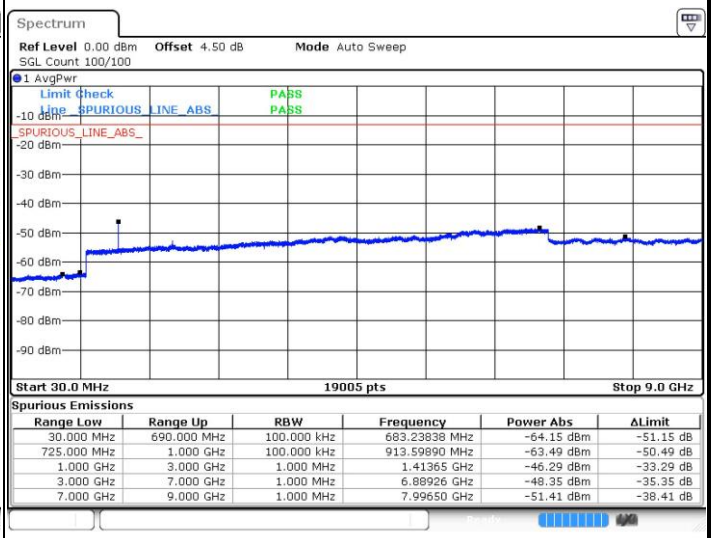

Spurious Emissions

Range Low	Range Up	RBW	Frequency	Power Abs	ΔLimit
30.000 MHz	690.000 MHz	100.000 kHz	683.23838 MHz	-64.15 dBm	-51.15 dB
725.000 MHz	1.000 GHz	100.000 kHz	913.59890 MHz	-63.49 dBm	-50.49 dB
1.000 GHz	3.000 GHz	1.000 MHz	1.41365 GHz	-46.29 dBm	-33.29 dB
3.000 GHz	7.000 GHz	1.000 MHz	6.88926 GHz	-48.35 dBm	-35.35 dB
7.000 GHz	9.000 GHz	1.000 MHz	7.99650 GHz	-51.41 dBm	-38.41 dB

Date: 11.SEP.2016 21:41:24

LTE Band 17 / 5MHz

Lowest Channel / QPSK

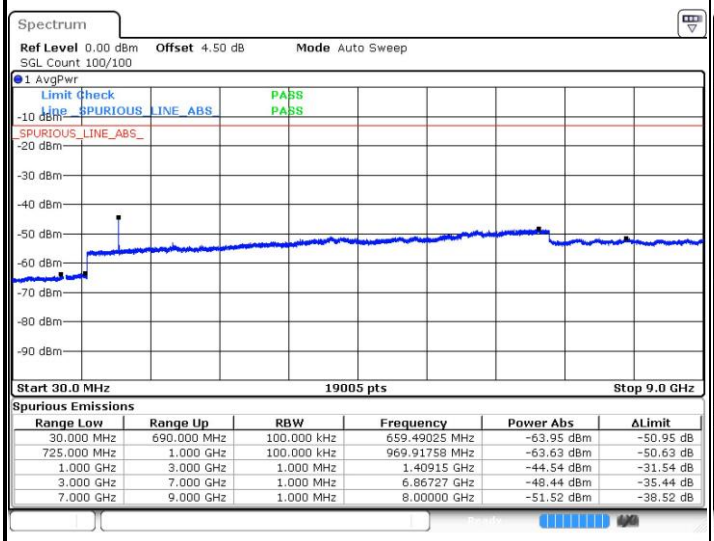

Spurious Emissions

Range Low	Range Up	RBW	Frequency	Power Abs	ΔLimit
30.000 MHz	690.000 MHz	100.000 kHz	659.49025 MHz	-63.95 dBm	-50.95 dB
725.000 MHz	1.000 GHz	100.000 kHz	969.91758 MHz	-63.63 dBm	-50.63 dB
1.000 GHz	3.000 GHz	1.000 MHz	1.40915 GHz	-44.54 dBm	-31.54 dB
3.000 GHz	7.000 GHz	1.000 MHz	6.86727 GHz	-48.44 dBm	-35.44 dB
7.000 GHz	9.000 GHz	1.000 MHz	8.00000 GHz	-51.52 dBm	-38.52 dB

Date: 11.SEP.2016 18:58:24

Lowest Channel / 16QAM

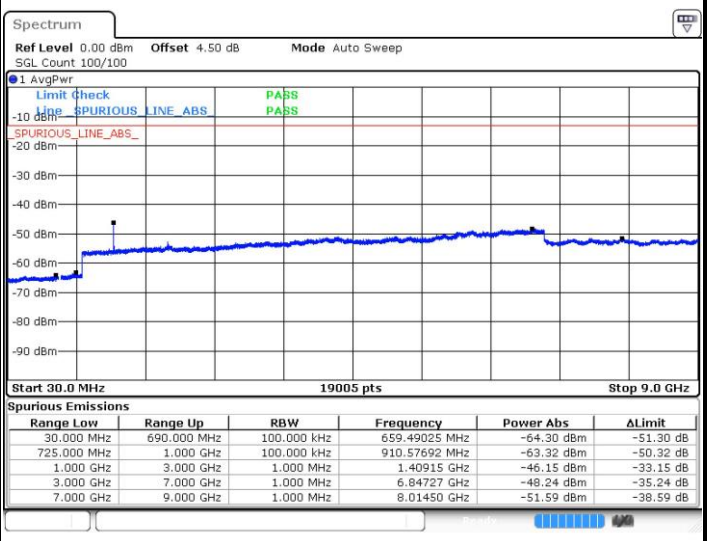

Spurious Emissions

Range Low	Range Up	RBW	Frequency	Power Abs	ΔLimit
30.000 MHz	690.000 MHz	100.000 kHz	659.49025 MHz	-64.30 dBm	-51.30 dB
725.000 MHz	1.000 GHz	100.000 kHz	910.57692 MHz	-63.32 dBm	-50.32 dB
1.000 GHz	3.000 GHz	1.000 MHz	1.40915 GHz	-46.15 dBm	-33.15 dB
3.000 GHz	7.000 GHz	1.000 MHz	6.84727 GHz	-48.24 dBm	-35.24 dB
7.000 GHz	9.000 GHz	1.000 MHz	8.01450 GHz	-51.59 dBm	-38.59 dB

Date: 11.SEP.2016 18:59:19

Middle Channel / QPSK

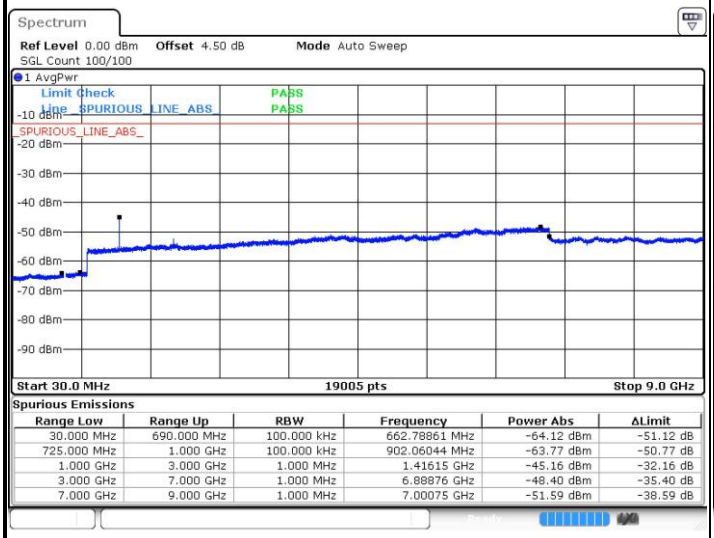

Spurious Emissions

Range Low	Range Up	RBW	Frequency	Power Abs	ΔLimit
30.000 MHz	690.000 MHz	100.000 kHz	662.78861 MHz	-64.12 dBm	-51.12 dB
725.000 MHz	1.000 GHz	100.000 kHz	902.06044 MHz	-63.77 dBm	-50.77 dB
1.000 GHz	3.000 GHz	1.000 MHz	1.41615 GHz	-45.16 dBm	-32.16 dB
3.000 GHz	7.000 GHz	1.000 MHz	6.88876 GHz	-48.40 dBm	-35.40 dB
7.000 GHz	9.000 GHz	1.000 MHz	7.00075 GHz	-51.59 dBm	-38.59 dB

Date: 11.SEP.2016 19:00:56

Middle Channel / 16QAM

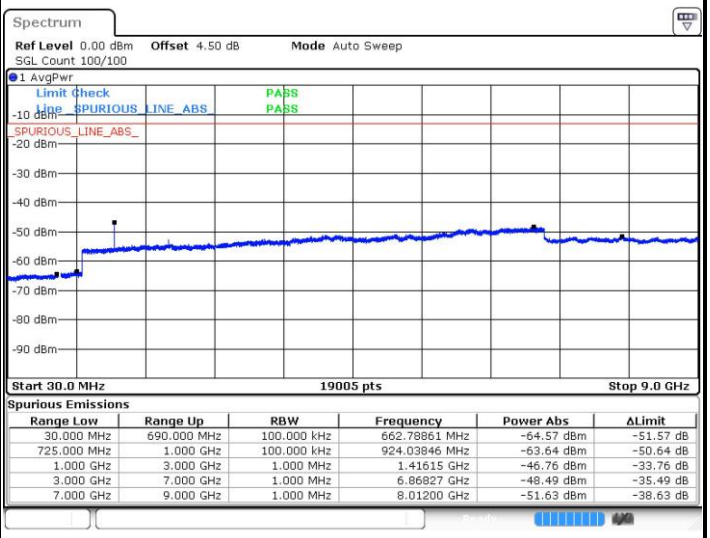

Spurious Emissions

Range Low	Range Up	RBW	Frequency	Power Abs	ΔLimit
30.000 MHz	690.000 MHz	100.000 kHz	662.78861 MHz	-64.57 dBm	-51.57 dB
725.000 MHz	1.000 GHz	100.000 kHz	924.03846 MHz	-63.64 dBm	-50.64 dB
1.000 GHz	3.000 GHz	1.000 MHz	1.41615 GHz	-46.76 dBm	-33.76 dB
3.000 GHz	7.000 GHz	1.000 MHz	6.86827 GHz	-48.49 dBm	-35.49 dB
7.000 GHz	9.000 GHz	1.000 MHz	8.01200 GHz	-51.63 dBm	-38.63 dB

Date: 11.SEP.2016 19:01:51

LTE Band 17 / 5MHz

Highest Channel / QPSK

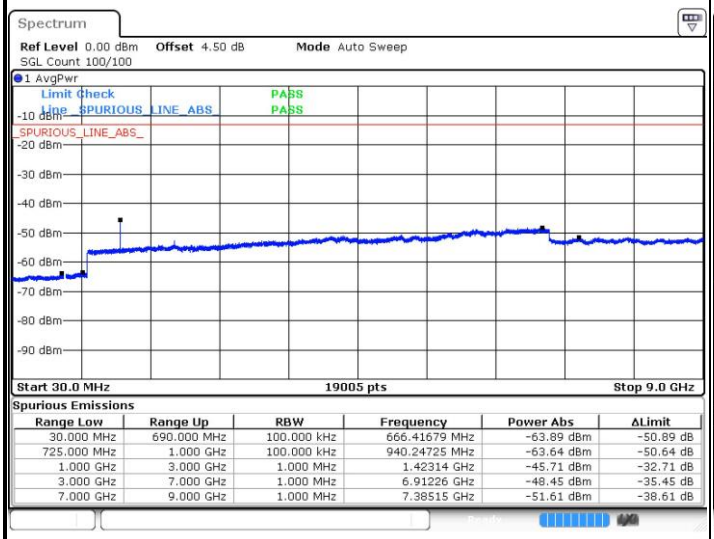

Spurious Emissions

Range Low	Range Up	RBW	Frequency	Power Abs	ΔLimit
30.000 MHz	690.000 MHz	100.000 kHz	666.41679 MHz	-63.89 dBm	-50.89 dB
725.000 MHz	1.000 GHz	100.000 kHz	940.24725 MHz	-63.64 dBm	-50.64 dB
1.000 GHz	3.000 GHz	1.000 MHz	1.42314 GHz	-45.71 dBm	-32.71 dB
3.000 GHz	7.000 GHz	1.000 MHz	6.91226 GHz	-48.45 dBm	-35.45 dB
7.000 GHz	9.000 GHz	1.000 MHz	7.38515 GHz	-51.61 dBm	-38.61 dB

Date: 11.SEP.2016 19:08:00

Highest Channel / 16QAM

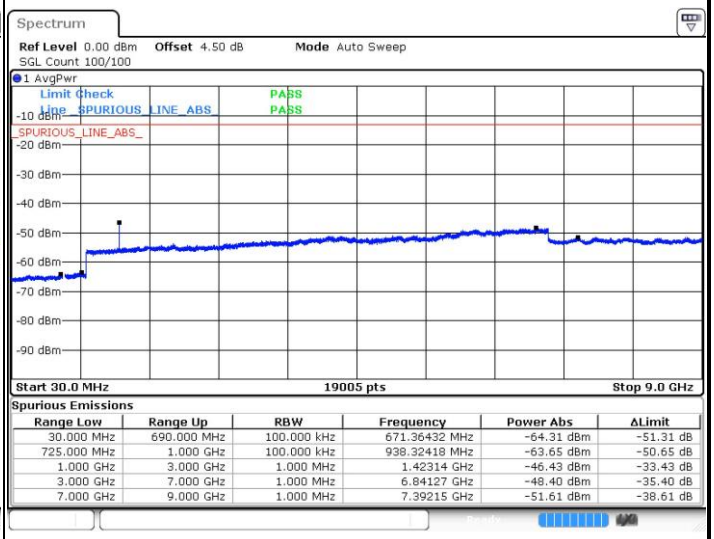

Spurious Emissions

Range Low	Range Up	RBW	Frequency	Power Abs	ΔLimit
30.000 MHz	690.000 MHz	100.000 kHz	671.36432 MHz	-64.31 dBm	-51.31 dB
725.000 MHz	1.000 GHz	100.000 kHz	938.32418 MHz	-63.65 dBm	-50.65 dB
1.000 GHz	3.000 GHz	1.000 MHz	1.42314 GHz	-46.43 dBm	-33.43 dB
3.000 GHz	7.000 GHz	1.000 MHz	6.84127 GHz	-48.40 dBm	-35.40 dB
7.000 GHz	9.000 GHz	1.000 MHz	7.39215 GHz	-51.61 dBm	-38.61 dB

Date: 11.SEP.2016 19:08:55

LTE Band 17 / 10MHz

Lowest Channel / QPSK

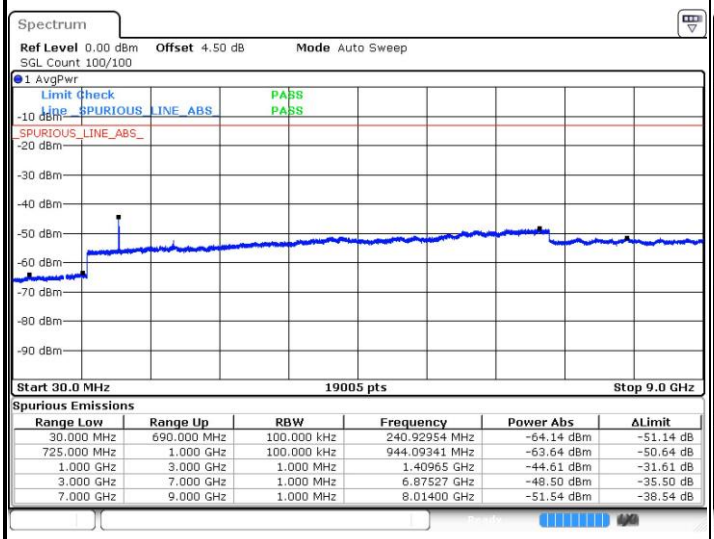

Spurious Emissions

Range Low	Range Up	RBW	Frequency	Power Abs	ΔLimit
30.000 MHz	690.000 MHz	100.000 kHz	240.92954 MHz	-64.14 dBm	-51.14 dB
725.000 MHz	1.000 GHz	100.000 kHz	944.09341 MHz	-63.64 dBm	-50.64 dB
1.000 GHz	3.000 GHz	1.000 MHz	1.40965 GHz	-44.61 dBm	-31.61 dB
3.000 GHz	7.000 GHz	1.000 MHz	6.87527 GHz	-48.50 dBm	-35.50 dB
7.000 GHz	9.000 GHz	1.000 MHz	8.01400 GHz	-51.54 dBm	-38.54 dB

Date: 11.SEP.2016 19:15:04

Lowest Channel / 16QAM

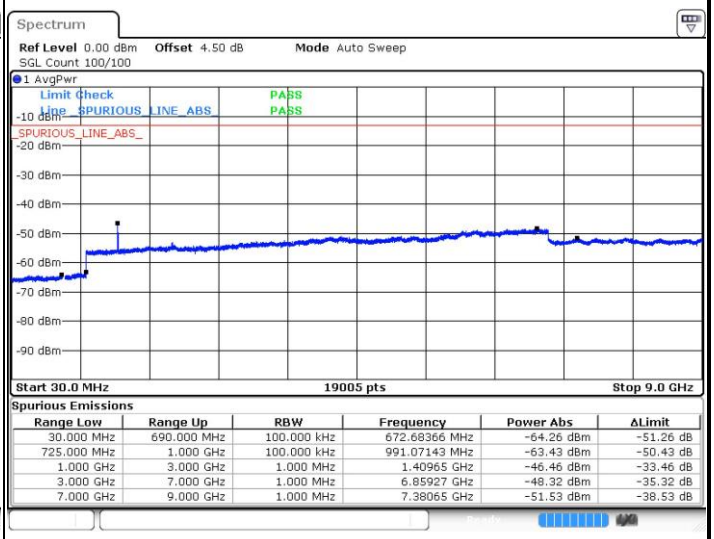

Spurious Emissions

Range Low	Range Up	RBW	Frequency	Power Abs	ΔLimit
30.000 MHz	690.000 MHz	100.000 kHz	672.68366 MHz	-64.26 dBm	-51.26 dB
725.000 MHz	1.000 GHz	100.000 kHz	991.07143 MHz	-63.43 dBm	-50.43 dB
1.000 GHz	3.000 GHz	1.000 MHz	1.40965 GHz	-46.46 dBm	-33.46 dB
3.000 GHz	7.000 GHz	1.000 MHz	6.85927 GHz	-48.32 dBm	-35.32 dB
7.000 GHz	9.000 GHz	1.000 MHz	7.38065 GHz	-51.53 dBm	-38.53 dB

Date: 11.SEP.2016 19:16:00

LTE Band 17 / 10MHz

Middle Channel / QPSK

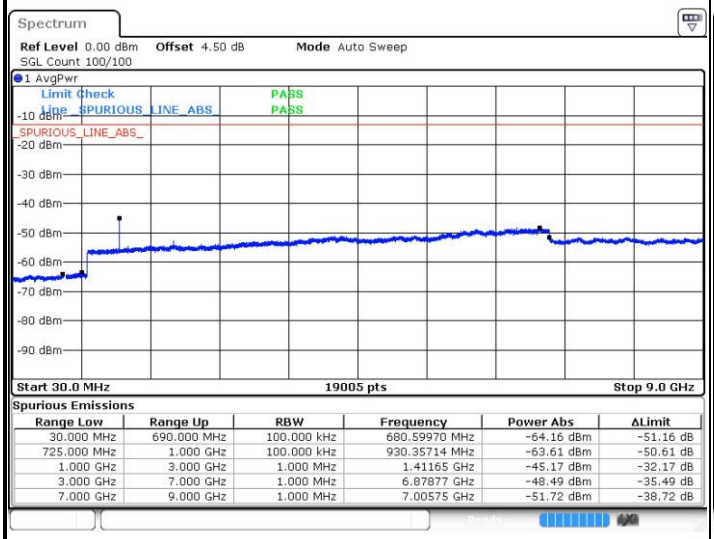

Spurious Emissions

Range Low	Range Up	RBW	Frequency	Power Abs	ΔLimit
30.000 MHz	690.000 MHz	100.000 kHz	680.59970 MHz	-64.16 dBm	-51.16 dB
725.000 MHz	1.000 GHz	100.000 kHz	930.35714 MHz	-63.61 dBm	-50.61 dB
1.000 GHz	3.000 GHz	1.000 MHz	1.41165 GHz	-45.17 dBm	-32.17 dB
3.000 GHz	7.000 GHz	1.000 MHz	6.87877 GHz	-48.49 dBm	-35.49 dB
7.000 GHz	9.000 GHz	1.000 MHz	7.00575 GHz	-51.72 dBm	-38.72 dB

Date: 11.SEP.2016 19:17:37

Middle Channel / 16QAM

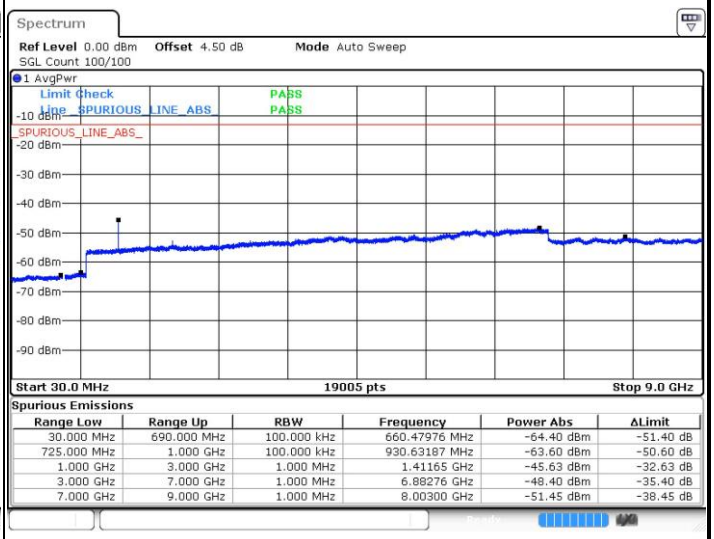

Spurious Emissions

Range Low	Range Up	RBW	Frequency	Power Abs	ΔLimit
30.000 MHz	690.000 MHz	100.000 kHz	660.47976 MHz	-64.40 dBm	-51.40 dB
725.000 MHz	1.000 GHz	100.000 kHz	930.63187 MHz	-63.60 dBm	-50.60 dB
1.000 GHz	3.000 GHz	1.000 MHz	1.41165 GHz	-45.63 dBm	-32.63 dB
3.000 GHz	7.000 GHz	1.000 MHz	6.88276 GHz	-48.40 dBm	-35.40 dB
7.000 GHz	9.000 GHz	1.000 MHz	8.00300 GHz	-51.45 dBm	-38.45 dB

Date: 11.SEP.2016 19:18:32

Highest Channel / QPSK

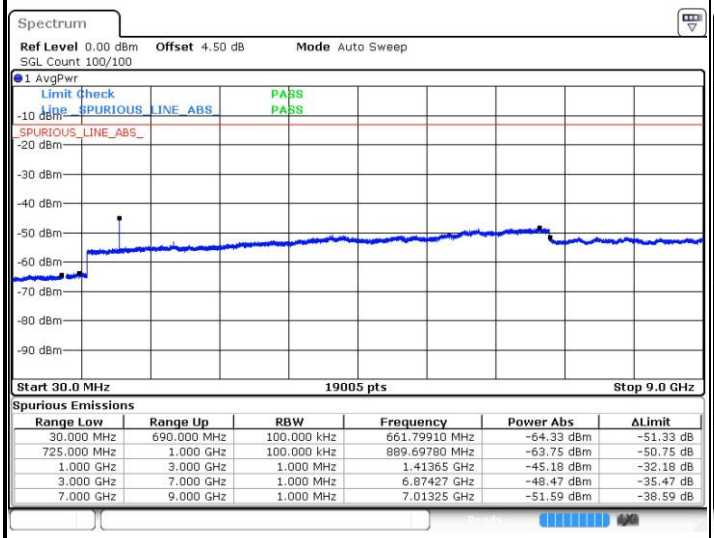

Spurious Emissions

Range Low	Range Up	RBW	Frequency	Power Abs	ΔLimit
30.000 MHz	690.000 MHz	100.000 kHz	661.79910 MHz	-64.33 dBm	-51.33 dB
725.000 MHz	1.000 GHz	100.000 kHz	889.69780 MHz	-63.75 dBm	-50.75 dB
1.000 GHz	3.000 GHz	1.000 MHz	1.41365 GHz	-45.18 dBm	-32.18 dB
3.000 GHz	7.000 GHz	1.000 MHz	6.87427 GHz	-48.47 dBm	-35.47 dB
7.000 GHz	9.000 GHz	1.000 MHz	7.01325 GHz	-51.59 dBm	-38.59 dB

Date: 11.SEP.2016 19:24:41

Highest Channel / 16QAM

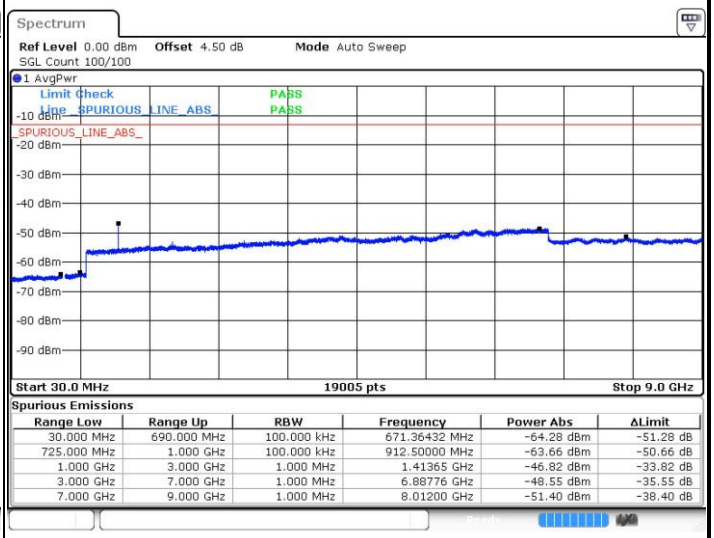

Spurious Emissions

Range Low	Range Up	RBW	Frequency	Power Abs	ΔLimit
30.000 MHz	690.000 MHz	100.000 kHz	671.36432 MHz	-64.28 dBm	-51.28 dB
725.000 MHz	1.000 GHz	100.000 kHz	912.50000 MHz	-63.66 dBm	-50.66 dB
1.000 GHz	3.000 GHz	1.000 MHz	1.41365 GHz	-46.82 dBm	-33.82 dB
3.000 GHz	7.000 GHz	1.000 MHz	6.88776 GHz	-48.55 dBm	-35.55 dB
7.000 GHz	9.000 GHz	1.000 MHz	8.01200 GHz	-51.40 dBm	-38.40 dB

Date: 11.SEP.2016 19:25:36

LTE Band 38 / 5MHz

Lowest Channel / QPSK

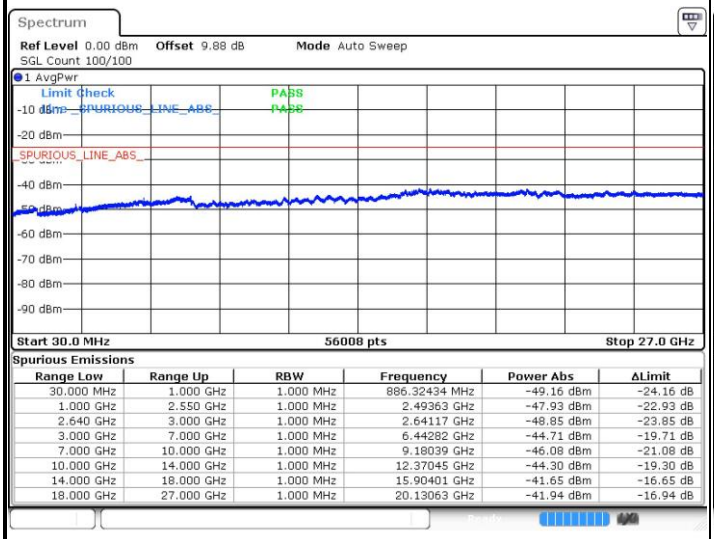

Spurious Emissions

Range Low	Range Up	RBW	Frequency	Power Abs	ΔLimit
30.000 MHz	1.000 GHz	1.000 MHz	886.32434 MHz	-49.16 dBm	-24.16 dB
1.000 GHz	2.550 GHz	1.000 MHz	2.49363 GHz	-47.93 dBm	-22.93 dB
2.640 GHz	3.000 GHz	1.000 MHz	2.64117 GHz	-48.85 dBm	-23.85 dB
3.000 GHz	7.000 GHz	1.000 MHz	6.44282 GHz	-44.71 dBm	-19.71 dB
7.000 GHz	10.000 GHz	1.000 MHz	9.18039 GHz	-46.08 dBm	-21.08 dB
10.000 GHz	14.000 GHz	1.000 MHz	12.37045 GHz	-44.30 dBm	-19.30 dB
14.000 GHz	18.000 GHz	1.000 MHz	15.90401 GHz	-41.65 dBm	-16.65 dB
18.000 GHz	27.000 GHz	1.000 MHz	20.13063 GHz	-41.94 dBm	-16.94 dB

Date: 13.SEP.2016 00:27:39

Lowest Channel / 16QAM

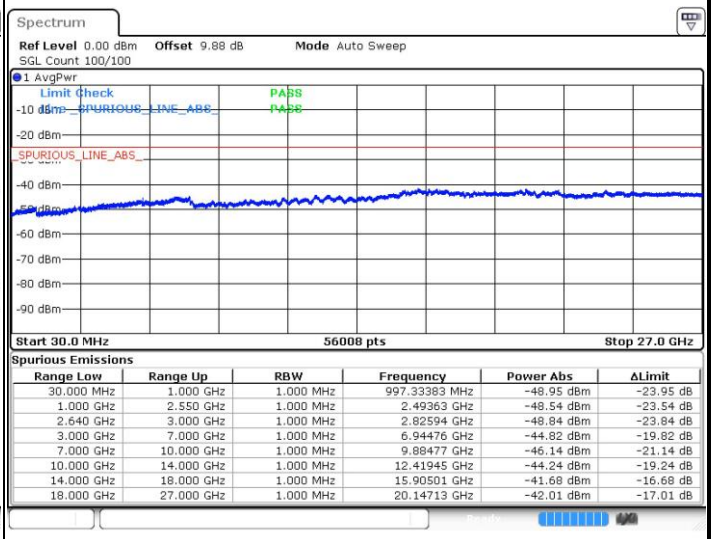

Spurious Emissions

Range Low	Range Up	RBW	Frequency	Power Abs	ΔLimit
30.000 MHz	1.000 GHz	1.000 MHz	997.33383 MHz	-48.95 dBm	-23.95 dB
1.000 GHz	2.550 GHz	1.000 MHz	2.49363 GHz	-48.54 dBm	-23.54 dB
2.640 GHz	3.000 GHz	1.000 MHz	2.82594 GHz	-48.84 dBm	-23.84 dB
3.000 GHz	7.000 GHz	1.000 MHz	6.94476 GHz	-44.82 dBm	-19.82 dB
7.000 GHz	10.000 GHz	1.000 MHz	9.88477 GHz	-46.14 dBm	-21.14 dB
10.000 GHz	14.000 GHz	1.000 MHz	12.41945 GHz	-44.24 dBm	-19.24 dB
14.000 GHz	18.000 GHz	1.000 MHz	15.90501 GHz	-41.68 dBm	-16.68 dB
18.000 GHz	27.000 GHz	1.000 MHz	20.14713 GHz	-42.01 dBm	-17.01 dB

Date: 13.SEP.2016 00:28:35

Middle Channel / QPSK

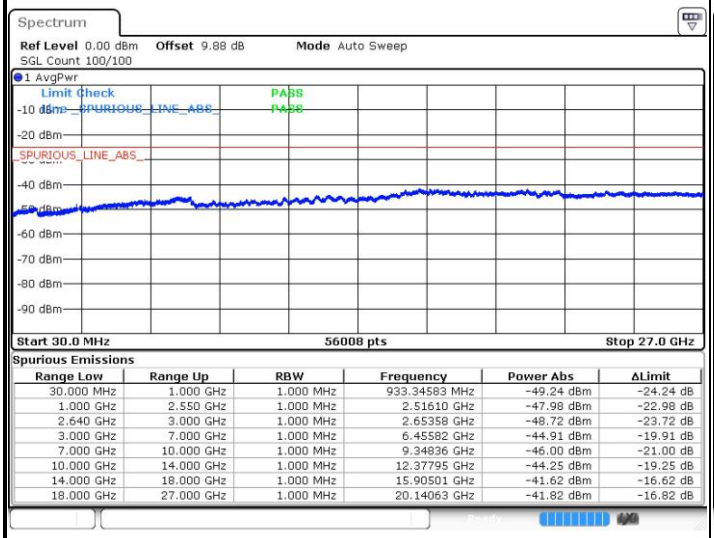

Spurious Emissions

Range Low	Range Up	RBW	Frequency	Power Abs	ΔLimit
30.000 MHz	1.000 GHz	1.000 MHz	933.34583 MHz	-49.24 dBm	-24.24 dB
1.000 GHz	2.550 GHz	1.000 MHz	2.51610 GHz	-47.98 dBm	-22.98 dB
2.640 GHz	3.000 GHz	1.000 MHz	2.65358 GHz	-48.72 dBm	-23.72 dB
3.000 GHz	7.000 GHz	1.000 MHz	6.45582 GHz	-44.91 dBm	-19.91 dB
7.000 GHz	10.000 GHz	1.000 MHz	9.34836 GHz	-46.00 dBm	-21.00 dB
10.000 GHz	14.000 GHz	1.000 MHz	12.37795 GHz	-44.25 dBm	-19.25 dB
14.000 GHz	18.000 GHz	1.000 MHz	15.90501 GHz	-41.62 dBm	-16.62 dB
18.000 GHz	27.000 GHz	1.000 MHz	20.14063 GHz	-41.82 dBm	-16.82 dB

Date: 13.SEP.2016 00:29:49

Middle Channel / 16QAM

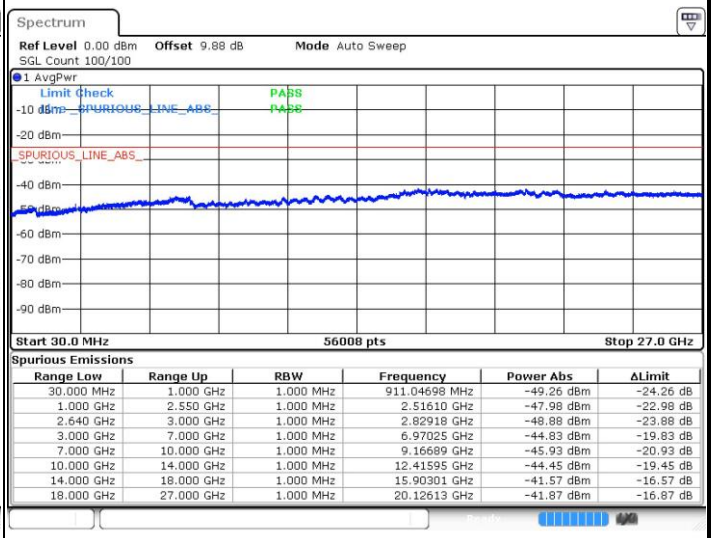

Spurious Emissions

Range Low	Range Up	RBW	Frequency	Power Abs	ΔLimit
30.000 MHz	1.000 GHz	1.000 MHz	911.04698 MHz	-49.26 dBm	-24.26 dB
1.000 GHz	2.550 GHz	1.000 MHz	2.51610 GHz	-47.98 dBm	-22.98 dB
2.640 GHz	3.000 GHz	1.000 MHz	2.82918 GHz	-48.88 dBm	-23.88 dB
3.000 GHz	7.000 GHz	1.000 MHz	6.97025 GHz	-44.83 dBm	-19.83 dB
7.000 GHz	10.000 GHz	1.000 MHz	9.16689 GHz	-45.93 dBm	-20.93 dB
10.000 GHz	14.000 GHz	1.000 MHz	12.41595 GHz	-44.45 dBm	-19.45 dB
14.000 GHz	18.000 GHz	1.000 MHz	15.90301 GHz	-41.57 dBm	-16.57 dB
18.000 GHz	27.000 GHz	1.000 MHz	20.12613 GHz	-41.87 dBm	-16.87 dB

Date: 13.SEP.2016 00:30:48

LTE Band 38 / 5MHz

Highest Channel / QPSK

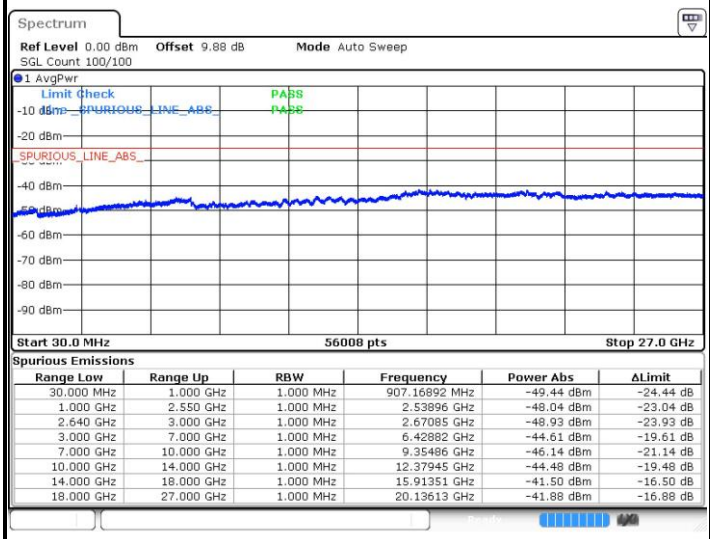

Spurious Emissions

Range Low	Range Up	RBW	Frequency	Power Abs	ΔLimit
30.000 MHz	1.000 GHz	1.000 MHz	907.16892 MHz	-49.44 dBm	-24.44 dB
1.000 GHz	2.550 GHz	1.000 MHz	2.53896 GHz	-48.04 dBm	-23.04 dB
2.640 GHz	3.000 GHz	1.000 MHz	2.67085 GHz	-48.93 dBm	-23.93 dB
3.000 GHz	7.000 GHz	1.000 MHz	6.42882 GHz	-44.61 dBm	-19.61 dB
7.000 GHz	10.000 GHz	1.000 MHz	9.35486 GHz	-46.14 dBm	-21.14 dB
10.000 GHz	14.000 GHz	1.000 MHz	12.37945 GHz	-44.48 dBm	-19.48 dB
14.000 GHz	18.000 GHz	1.000 MHz	15.91351 GHz	-41.50 dBm	-16.50 dB
18.000 GHz	27.000 GHz	1.000 MHz	20.13613 GHz	-41.88 dBm	-16.88 dB

Date: 13.SEP.2016 00:39:33

Highest Channel / 16QAM

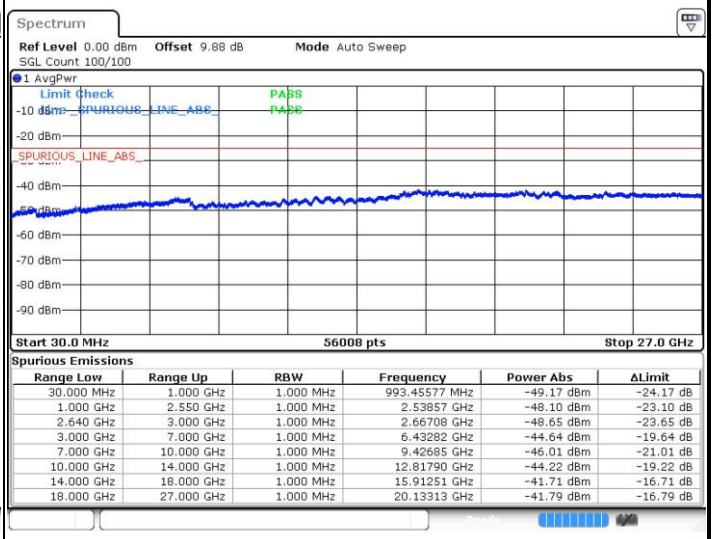

Spurious Emissions

Range Low	Range Up	RBW	Frequency	Power Abs	ΔLimit
30.000 MHz	1.000 GHz	1.000 MHz	993.45577 MHz	-49.17 dBm	-24.17 dB
1.000 GHz	2.550 GHz	1.000 MHz	2.53857 GHz	-48.10 dBm	-23.10 dB
2.640 GHz	3.000 GHz	1.000 MHz	2.66708 GHz	-48.65 dBm	-23.65 dB
3.000 GHz	7.000 GHz	1.000 MHz	6.43282 GHz	-44.64 dBm	-19.64 dB
7.000 GHz	10.000 GHz	1.000 MHz	9.42685 GHz	-46.01 dBm	-21.01 dB
10.000 GHz	14.000 GHz	1.000 MHz	12.81790 GHz	-44.22 dBm	-19.22 dB
14.000 GHz	18.000 GHz	1.000 MHz	15.91251 GHz	-41.71 dBm	-16.71 dB
18.000 GHz	27.000 GHz	1.000 MHz	20.13313 GHz	-41.79 dBm	-16.79 dB

Date: 13.SEP.2016 00:35:44

LTE Band 38 / 10MHz

Lowest Channel / QPSK

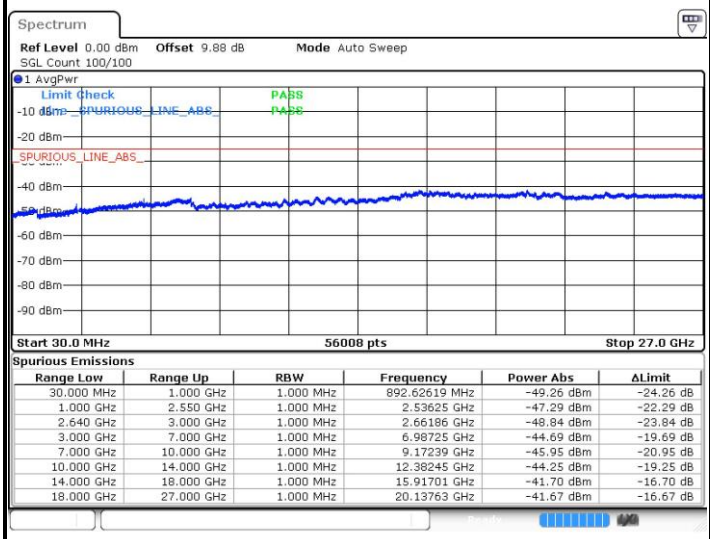

Spurious Emissions

Range Low	Range Up	RBW	Frequency	Power Abs	ΔLimit
30.000 MHz	1.000 GHz	1.000 MHz	892.62619 MHz	-49.26 dBm	-24.26 dB
1.000 GHz	2.550 GHz	1.000 MHz	2.53625 GHz	-47.29 dBm	-22.29 dB
2.640 GHz	3.000 GHz	1.000 MHz	2.66186 GHz	-48.84 dBm	-23.84 dB
3.000 GHz	7.000 GHz	1.000 MHz	6.98725 GHz	-44.69 dBm	-19.69 dB
7.000 GHz	10.000 GHz	1.000 MHz	9.17239 GHz	-45.95 dBm	-20.95 dB
10.000 GHz	14.000 GHz	1.000 MHz	12.38245 GHz	-44.25 dBm	-19.25 dB
14.000 GHz	18.000 GHz	1.000 MHz	15.91701 GHz	-41.70 dBm	-16.70 dB
18.000 GHz	27.000 GHz	1.000 MHz	20.13763 GHz	-41.67 dBm	-16.67 dB

Date: 13.SEP.2016 01:45:47

Lowest Channel / 16QAM

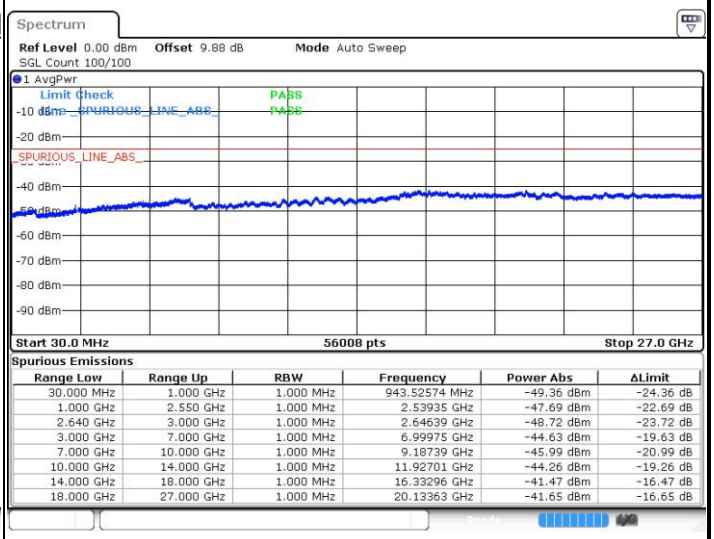

Spurious Emissions

Range Low	Range Up	RBW	Frequency	Power Abs	ΔLimit
30.000 MHz	1.000 GHz	1.000 MHz	943.52574 MHz	-49.36 dBm	-24.36 dB
1.000 GHz	2.550 GHz	1.000 MHz	2.53935 GHz	-47.69 dBm	-22.69 dB
2.640 GHz	3.000 GHz	1.000 MHz	2.64639 GHz	-48.72 dBm	-23.72 dB
3.000 GHz	7.000 GHz	1.000 MHz	6.99975 GHz	-44.63 dBm	-19.63 dB
7.000 GHz	10.000 GHz	1.000 MHz	9.18739 GHz	-45.99 dBm	-20.99 dB
10.000 GHz	14.000 GHz	1.000 MHz	11.92701 GHz	-44.26 dBm	-19.26 dB
14.000 GHz	18.000 GHz	1.000 MHz	16.33296 GHz	-41.47 dBm	-16.47 dB
18.000 GHz	27.000 GHz	1.000 MHz	20.13363 GHz	-41.65 dBm	-16.65 dB

Date: 13.SEP.2016 01:46:41

LTE Band 38 / 10MHz

Middle Channel / QPSK

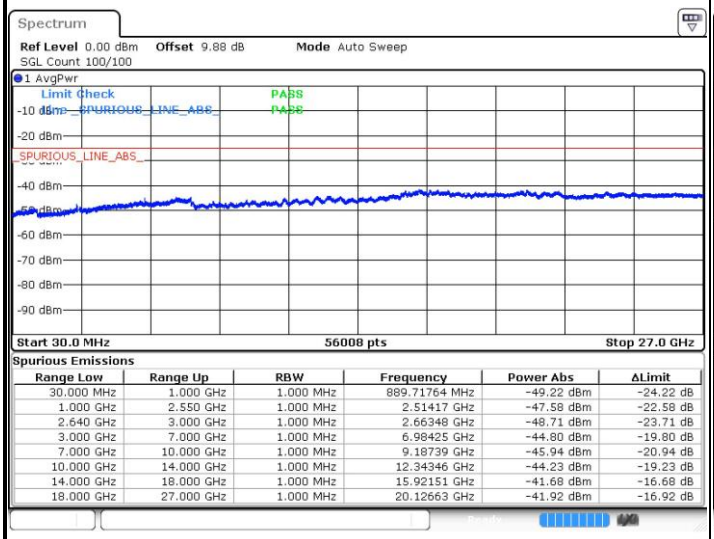

Spurious Emissions

Range Low	Range Up	RBW	Frequency	Power Abs	ΔLimit
30.000 MHz	1.000 GHz	1.000 MHz	889.71764 MHz	-49.22 dBm	-24.22 dB
1.000 GHz	2.550 GHz	1.000 MHz	2.51417 GHz	-47.58 dBm	-22.58 dB
2.640 GHz	3.000 GHz	1.000 MHz	2.66348 GHz	-48.71 dBm	-23.71 dB
3.000 GHz	7.000 GHz	1.000 MHz	6.98425 GHz	-44.80 dBm	-19.80 dB
7.000 GHz	10.000 GHz	1.000 MHz	9.18739 GHz	-45.94 dBm	-20.94 dB
10.000 GHz	14.000 GHz	1.000 MHz	12.34346 GHz	-44.23 dBm	-19.23 dB
14.000 GHz	18.000 GHz	1.000 MHz	15.92151 GHz	-41.68 dBm	-16.68 dB
18.000 GHz	27.000 GHz	1.000 MHz	20.12663 GHz	-41.92 dBm	-16.92 dB

Date: 13.SEP.2016 01:47:33

Middle Channel / 16QAM

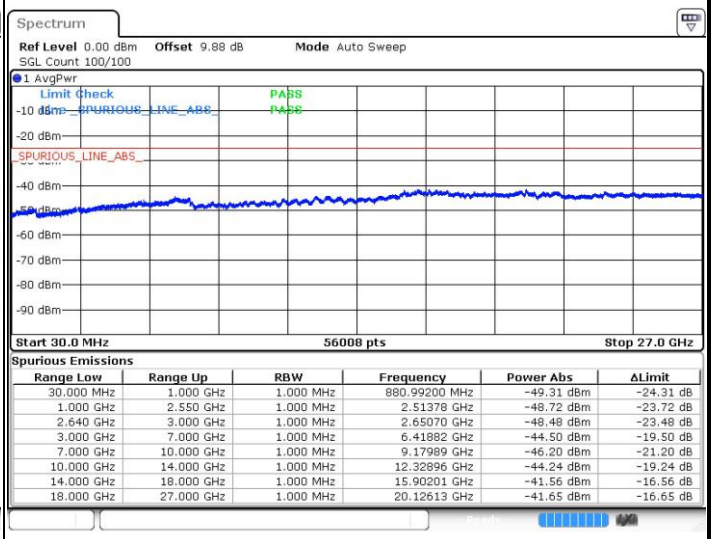

Spurious Emissions

Range Low	Range Up	RBW	Frequency	Power Abs	ΔLimit
30.000 MHz	1.000 GHz	1.000 MHz	880.99200 MHz	-49.31 dBm	-24.31 dB
1.000 GHz	2.550 GHz	1.000 MHz	2.51378 GHz	-48.72 dBm	-23.72 dB
2.640 GHz	3.000 GHz	1.000 MHz	2.65070 GHz	-48.48 dBm	-23.48 dB
3.000 GHz	7.000 GHz	1.000 MHz	6.41882 GHz	-44.50 dBm	-19.50 dB
7.000 GHz	10.000 GHz	1.000 MHz	9.17989 GHz	-46.20 dBm	-21.20 dB
10.000 GHz	14.000 GHz	1.000 MHz	12.32896 GHz	-44.24 dBm	-19.24 dB
14.000 GHz	18.000 GHz	1.000 MHz	15.90201 GHz	-41.56 dBm	-16.56 dB
18.000 GHz	27.000 GHz	1.000 MHz	20.12613 GHz	-41.65 dBm	-16.65 dB

Date: 13.SEP.2016 01:48:25

Highest Channel / QPSK

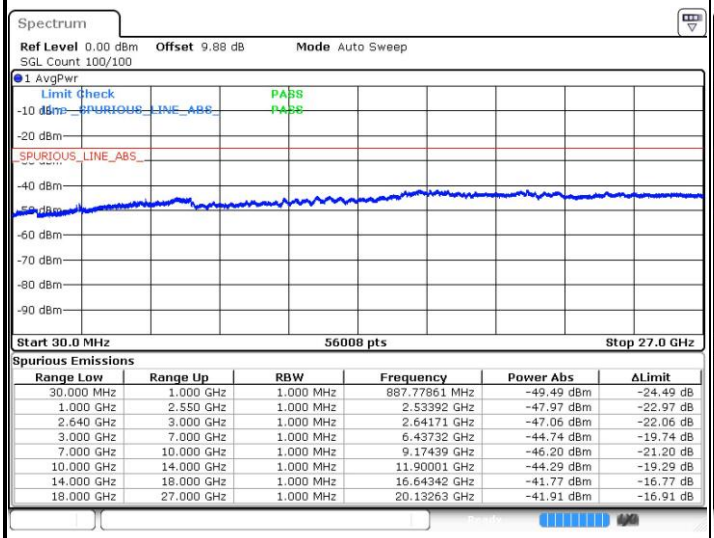

Spurious Emissions

Range Low	Range Up	RBW	Frequency	Power Abs	ΔLimit
30.000 MHz	1.000 GHz	1.000 MHz	887.77861 MHz	-49.49 dBm	-24.49 dB
1.000 GHz	2.550 GHz	1.000 MHz	2.53392 GHz	-47.97 dBm	-22.97 dB
2.640 GHz	3.000 GHz	1.000 MHz	2.64171 GHz	-47.06 dBm	-22.06 dB
3.000 GHz	7.000 GHz	1.000 MHz	6.43732 GHz	-44.74 dBm	-19.74 dB
7.000 GHz	10.000 GHz	1.000 MHz	9.17439 GHz	-46.20 dBm	-21.20 dB
10.000 GHz	14.000 GHz	1.000 MHz	11.90001 GHz	-44.29 dBm	-19.29 dB
14.000 GHz	18.000 GHz	1.000 MHz	16.64342 GHz	-41.77 dBm	-16.77 dB
18.000 GHz	27.000 GHz	1.000 MHz	20.13263 GHz	-41.91 dBm	-16.91 dB

Date: 13.SEP.2016 01:49:19

Highest Channel / 16QAM

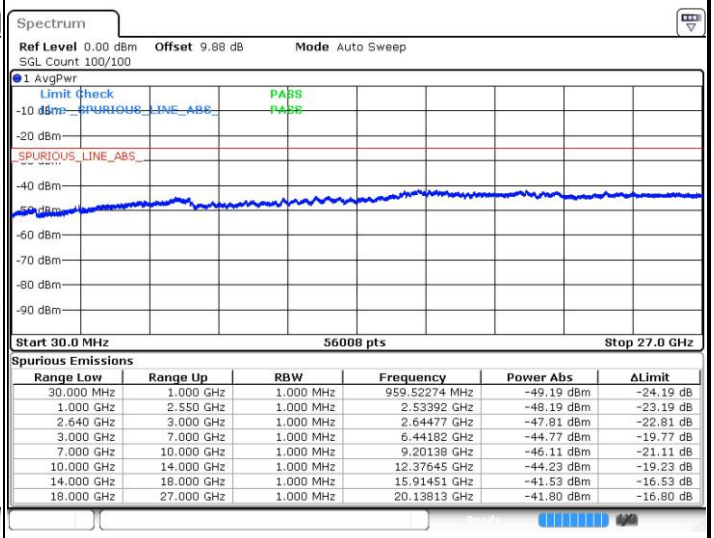

Spurious Emissions

Range Low	Range Up	RBW	Frequency	Power Abs	ΔLimit
30.000 MHz	1.000 GHz	1.000 MHz	959.52274 MHz	-49.19 dBm	-24.19 dB
1.000 GHz	2.550 GHz	1.000 MHz	2.53392 GHz	-48.19 dBm	-23.19 dB
2.640 GHz	3.000 GHz	1.000 MHz	2.64477 GHz	-47.81 dBm	-22.81 dB
3.000 GHz	7.000 GHz	1.000 MHz	6.44182 GHz	-44.77 dBm	-19.77 dB
7.000 GHz	10.000 GHz	1.000 MHz	9.20138 GHz	-46.11 dBm	-21.11 dB
10.000 GHz	14.000 GHz	1.000 MHz	12.37645 GHz	-44.23 dBm	-19.23 dB
14.000 GHz	18.000 GHz	1.000 MHz	15.91451 GHz	-41.53 dBm	-16.53 dB
18.000 GHz	27.000 GHz	1.000 MHz	20.13813 GHz	-41.80 dBm	-16.80 dB

Date: 13.SEP.2016 01:50:11

LTE Band 38 / 15MHz

Lowest Channel / QPSK

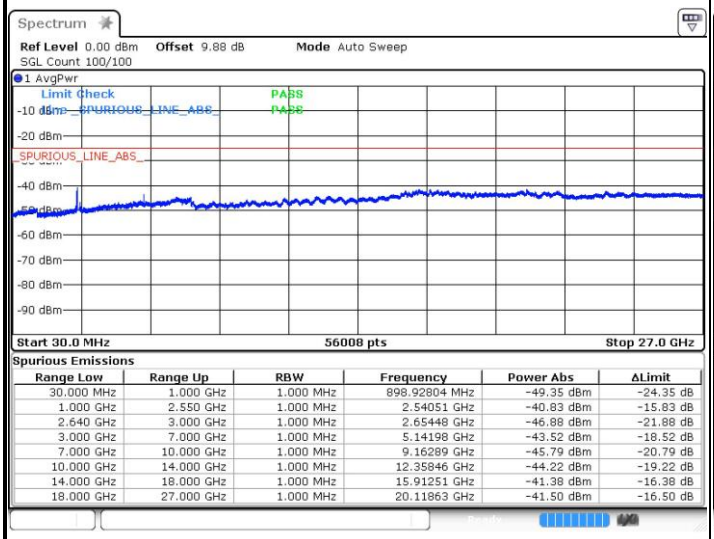

Spurious Emissions

Range Low	Range Up	RBW	Frequency	Power Abs	ΔLimit
30.000 MHz	1.000 GHz	1.000 MHz	898.92804 MHz	-49.35 dBm	-24.35 dB
1.000 GHz	2.550 GHz	1.000 MHz	2.54051 GHz	-40.83 dBm	-15.83 dB
2.640 GHz	3.000 GHz	1.000 MHz	2.65448 GHz	-46.88 dBm	-21.88 dB
3.000 GHz	7.000 GHz	1.000 MHz	5.14198 GHz	-43.52 dBm	-18.52 dB
7.000 GHz	10.000 GHz	1.000 MHz	9.16289 GHz	-45.79 dBm	-20.79 dB
10.000 GHz	14.000 GHz	1.000 MHz	12.35846 GHz	-44.22 dBm	-19.22 dB
14.000 GHz	18.000 GHz	1.000 MHz	15.91251 GHz	-41.38 dBm	-16.38 dB
18.000 GHz	27.000 GHz	1.000 MHz	20.11863 GHz	-41.50 dBm	-16.50 dB

Date: 13.SEP.2016 09:13:33

Lowest Channel / 16QAM

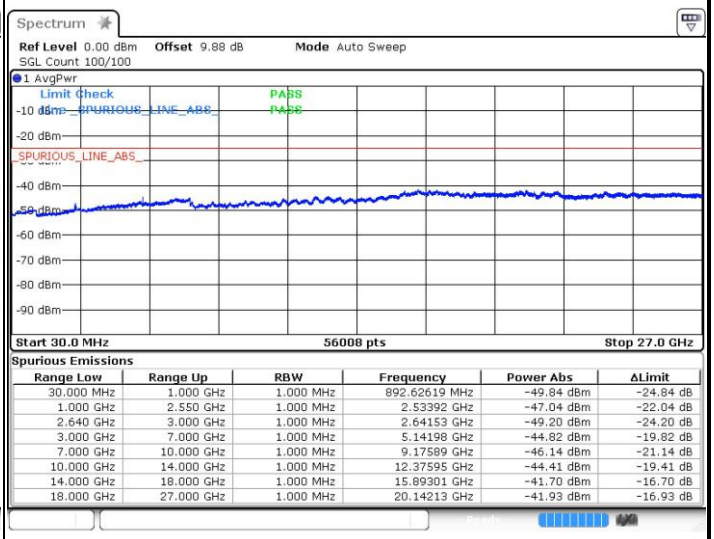

Spurious Emissions

Range Low	Range Up	RBW	Frequency	Power Abs	ΔLimit
30.000 MHz	1.000 GHz	1.000 MHz	892.62619 MHz	-49.84 dBm	-24.84 dB
1.000 GHz	2.550 GHz	1.000 MHz	2.53392 GHz	-47.04 dBm	-22.04 dB
2.640 GHz	3.000 GHz	1.000 MHz	2.64153 GHz	-49.20 dBm	-24.20 dB
3.000 GHz	7.000 GHz	1.000 MHz	5.14198 GHz	-44.82 dBm	-19.82 dB
7.000 GHz	10.000 GHz	1.000 MHz	9.17589 GHz	-46.14 dBm	-21.14 dB
10.000 GHz	14.000 GHz	1.000 MHz	12.37595 GHz	-44.41 dBm	-19.41 dB
14.000 GHz	18.000 GHz	1.000 MHz	15.89301 GHz	-41.70 dBm	-16.70 dB
18.000 GHz	27.000 GHz	1.000 MHz	20.14213 GHz	-41.93 dBm	-16.93 dB

Date: 13.SEP.2016 09:01:56

Middle Channel / QPSK

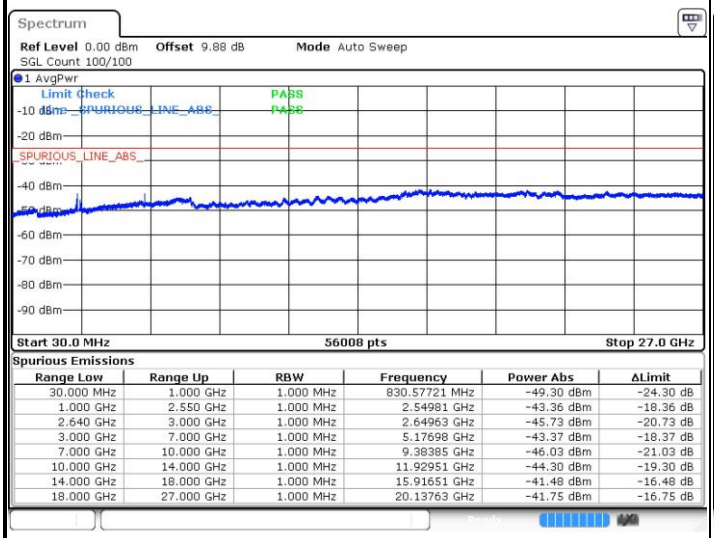

Spurious Emissions

Range Low	Range Up	RBW	Frequency	Power Abs	ΔLimit
30.000 MHz	1.000 GHz	1.000 MHz	830.57721 MHz	-49.30 dBm	-24.30 dB
1.000 GHz	2.550 GHz	1.000 MHz	2.54981 GHz	-43.36 dBm	-18.36 dB
2.640 GHz	3.000 GHz	1.000 MHz	2.64963 GHz	-45.73 dBm	-20.73 dB
3.000 GHz	7.000 GHz	1.000 MHz	5.17698 GHz	-43.37 dBm	-18.37 dB
7.000 GHz	10.000 GHz	1.000 MHz	9.38385 GHz	-46.03 dBm	-21.03 dB
10.000 GHz	14.000 GHz	1.000 MHz	11.92951 GHz	-44.30 dBm	-19.30 dB
14.000 GHz	18.000 GHz	1.000 MHz	15.91651 GHz	-41.48 dBm	-16.48 dB
18.000 GHz	27.000 GHz	1.000 MHz	20.13763 GHz	-41.75 dBm	-16.75 dB

Date: 13.SEP.2016 09:14:46

Middle Channel / 16QAM

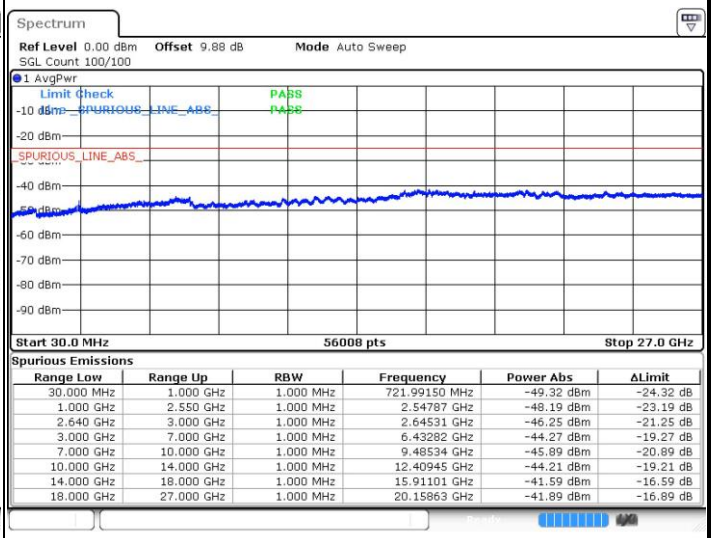

Spurious Emissions

Range Low	Range Up	RBW	Frequency	Power Abs	ΔLimit
30.000 MHz	1.000 GHz	1.000 MHz	721.99150 MHz	-49.32 dBm	-24.32 dB
1.000 GHz	2.550 GHz	1.000 MHz	2.54787 GHz	-48.19 dBm	-23.19 dB
2.640 GHz	3.000 GHz	1.000 MHz	2.64531 GHz	-46.25 dBm	-21.25 dB
3.000 GHz	7.000 GHz	1.000 MHz	6.43282 GHz	-44.27 dBm	-19.27 dB
7.000 GHz	10.000 GHz	1.000 MHz	9.48534 GHz	-45.89 dBm	-20.89 dB
10.000 GHz	14.000 GHz	1.000 MHz	12.40945 GHz	-44.21 dBm	-19.21 dB
14.000 GHz	18.000 GHz	1.000 MHz	15.91101 GHz	-41.59 dBm	-16.59 dB
18.000 GHz	27.000 GHz	1.000 MHz	20.15863 GHz	-41.89 dBm	-16.89 dB

Date: 13.SEP.2016 09:15:35

LTE Band 38 / 15MHz

Highest Channel / QPSK

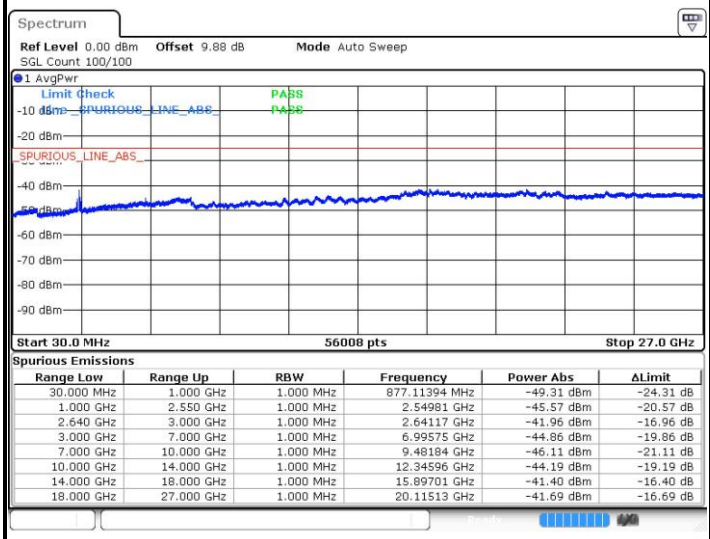

Spurious Emissions

Range Low	Range Up	RBW	Frequency	Power Abs	ΔLimit
30.000 MHz	1.000 GHz	1.000 MHz	877.11394 MHz	-49.31 dBm	-24.31 dB
1.000 GHz	2.550 GHz	1.000 MHz	2.54981 GHz	-45.57 dBm	-20.57 dB
2.640 GHz	3.000 GHz	1.000 MHz	2.64117 GHz	-41.96 dBm	-16.96 dB
3.000 GHz	7.000 GHz	1.000 MHz	6.99575 GHz	-44.86 dBm	-19.86 dB
7.000 GHz	10.000 GHz	1.000 MHz	9.48184 GHz	-46.11 dBm	-21.11 dB
10.000 GHz	14.000 GHz	1.000 MHz	12.34596 GHz	-44.19 dBm	-19.19 dB
14.000 GHz	18.000 GHz	1.000 MHz	15.89701 GHz	-41.40 dBm	-16.40 dB
18.000 GHz	27.000 GHz	1.000 MHz	20.11513 GHz	-41.69 dBm	-16.69 dB

Date: 13.SEP.2016 09:17:18

Highest Channel / 16QAM

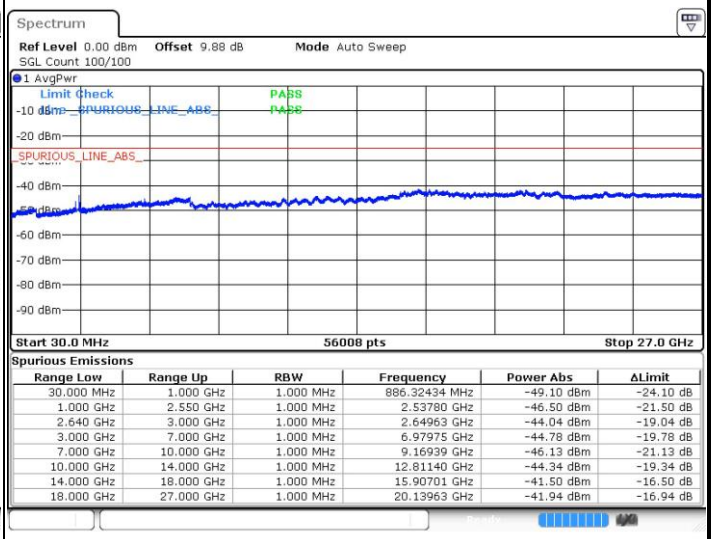

Spurious Emissions

Range Low	Range Up	RBW	Frequency	Power Abs	ΔLimit
30.000 MHz	1.000 GHz	1.000 MHz	886.32434 MHz	-49.10 dBm	-24.10 dB
1.000 GHz	2.550 GHz	1.000 MHz	2.53780 GHz	-46.50 dBm	-21.50 dB
2.640 GHz	3.000 GHz	1.000 MHz	2.64963 GHz	-44.04 dBm	-19.04 dB
3.000 GHz	7.000 GHz	1.000 MHz	6.97975 GHz	-44.78 dBm	-19.78 dB
7.000 GHz	10.000 GHz	1.000 MHz	9.16939 GHz	-46.13 dBm	-21.13 dB
10.000 GHz	14.000 GHz	1.000 MHz	12.81140 GHz	-44.34 dBm	-19.34 dB
14.000 GHz	18.000 GHz	1.000 MHz	15.90701 GHz	-41.50 dBm	-16.50 dB
18.000 GHz	27.000 GHz	1.000 MHz	20.13963 GHz	-41.94 dBm	-16.94 dB

Date: 13.SEP.2016 09:21:54

LTE Band 38 / 20MHz

Lowest Channel / QPSK

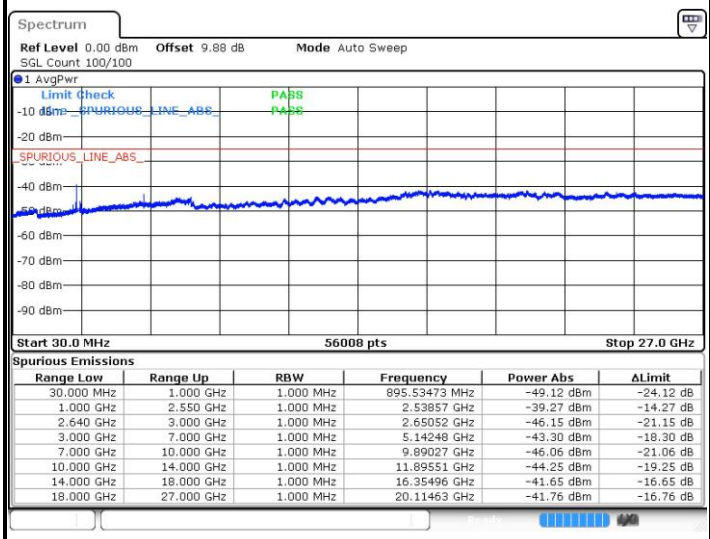

Spurious Emissions

Range Low	Range Up	RBW	Frequency	Power Abs	ΔLimit
30.000 MHz	1.000 GHz	1.000 MHz	895.53473 MHz	-49.12 dBm	-24.12 dB
1.000 GHz	2.550 GHz	1.000 MHz	2.53857 GHz	-39.27 dBm	-14.27 dB
2.640 GHz	3.000 GHz	1.000 MHz	2.65052 GHz	-46.15 dBm	-21.15 dB
3.000 GHz	7.000 GHz	1.000 MHz	5.14248 GHz	-43.30 dBm	-18.30 dB
7.000 GHz	10.000 GHz	1.000 MHz	9.89027 GHz	-46.06 dBm	-21.06 dB
10.000 GHz	14.000 GHz	1.000 MHz	11.89551 GHz	-44.25 dBm	-19.25 dB
14.000 GHz	18.000 GHz	1.000 MHz	16.35496 GHz	-41.65 dBm	-16.65 dB
18.000 GHz	27.000 GHz	1.000 MHz	20.11463 GHz	-41.76 dBm	-16.76 dB

Date: 13.SEP.2016 19:36:17

Lowest Channel / 16QAM

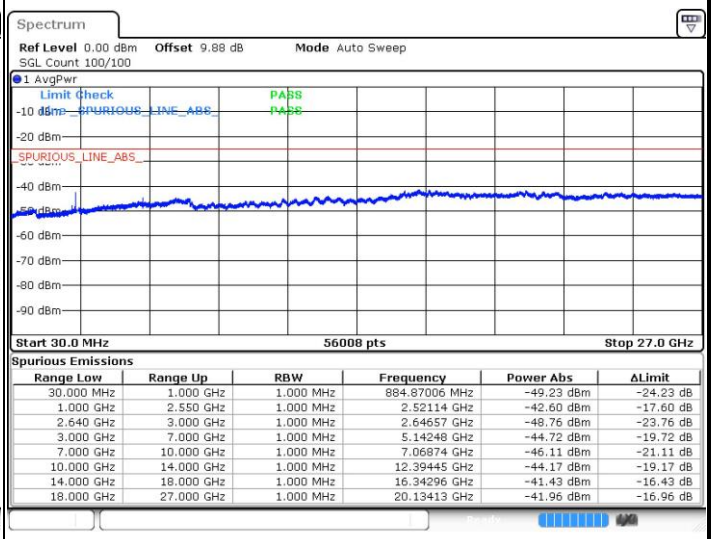

Spurious Emissions

Range Low	Range Up	RBW	Frequency	Power Abs	ΔLimit
30.000 MHz	1.000 GHz	1.000 MHz	884.87006 MHz	-49.23 dBm	-24.23 dB
1.000 GHz	2.550 GHz	1.000 MHz	2.52114 GHz	-42.60 dBm	-17.60 dB
2.640 GHz	3.000 GHz	1.000 MHz	2.64657 GHz	-48.76 dBm	-23.76 dB
3.000 GHz	7.000 GHz	1.000 MHz	5.14248 GHz	-44.72 dBm	-19.72 dB
7.000 GHz	10.000 GHz	1.000 MHz	7.06874 GHz	-46.11 dBm	-21.11 dB
10.000 GHz	14.000 GHz	1.000 MHz	12.39445 GHz	-44.17 dBm	-19.17 dB
14.000 GHz	18.000 GHz	1.000 MHz	16.34296 GHz	-41.43 dBm	-16.43 dB
18.000 GHz	27.000 GHz	1.000 MHz	20.13413 GHz	-41.96 dBm	-16.96 dB

Date: 13.SEP.2016 19:37:12

LTE Band 38 / 20MHz

Middle Channel / QPSK

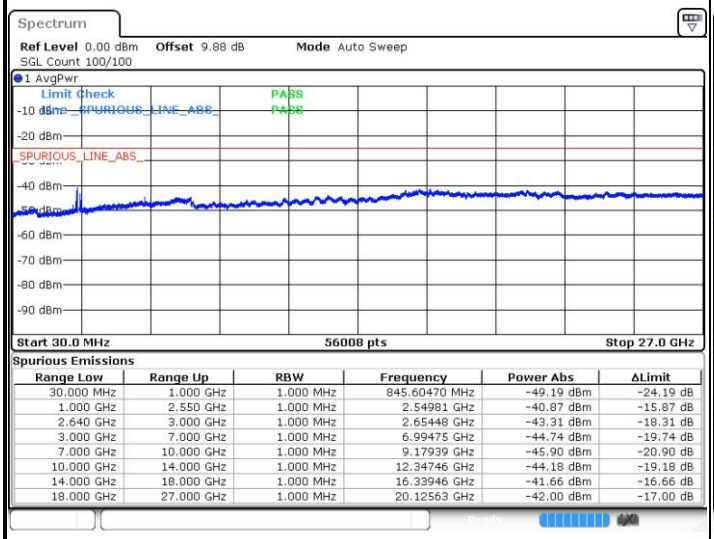

Spurious Emissions

Range Low	Range Up	RBW	Frequency	Power Abs	ΔLimit
30.000 MHz	1.000 GHz	1.000 MHz	845.60470 MHz	-49.19 dBm	-24.19 dB
1.000 GHz	2.550 GHz	1.000 MHz	2.54981 GHz	-40.87 dBm	-15.87 dB
2.640 GHz	3.000 GHz	1.000 MHz	2.65448 GHz	-43.31 dBm	-18.31 dB
3.000 GHz	7.000 GHz	1.000 MHz	6.99475 GHz	-44.74 dBm	-19.74 dB
7.000 GHz	10.000 GHz	1.000 MHz	9.17939 GHz	-45.90 dBm	-20.90 dB
10.000 GHz	14.000 GHz	1.000 MHz	12.34746 GHz	-44.18 dBm	-19.18 dB
14.000 GHz	18.000 GHz	1.000 MHz	16.33946 GHz	-41.66 dBm	-16.66 dB
18.000 GHz	27.000 GHz	1.000 MHz	20.12563 GHz	-42.00 dBm	-17.00 dB

Date: 13.SEP.2016 19:38:11

Middle Channel / 16QAM

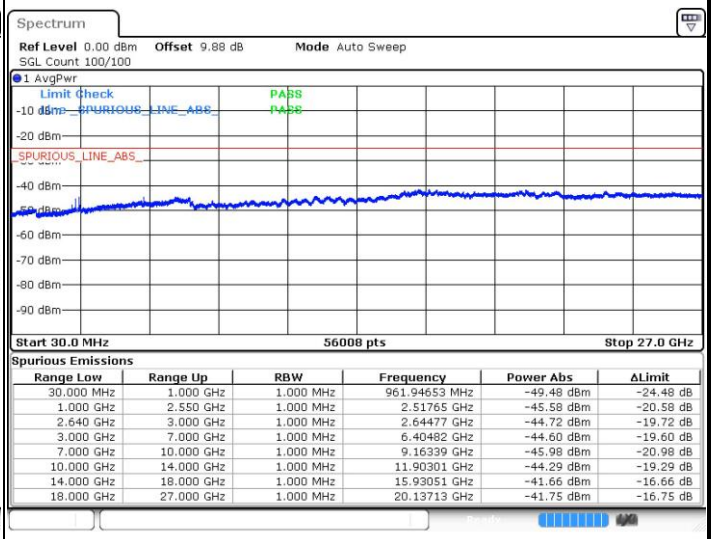

Spurious Emissions

Range Low	Range Up	RBW	Frequency	Power Abs	ΔLimit
30.000 MHz	1.000 GHz	1.000 MHz	961.94653 MHz	-49.48 dBm	-24.48 dB
1.000 GHz	2.550 GHz	1.000 MHz	2.51765 GHz	-45.58 dBm	-20.58 dB
2.640 GHz	3.000 GHz	1.000 MHz	2.64477 GHz	-44.72 dBm	-19.72 dB
3.000 GHz	7.000 GHz	1.000 MHz	6.40482 GHz	-44.60 dBm	-19.60 dB
7.000 GHz	10.000 GHz	1.000 MHz	9.16339 GHz	-45.98 dBm	-20.98 dB
10.000 GHz	14.000 GHz	1.000 MHz	11.90301 GHz	-44.29 dBm	-19.29 dB
14.000 GHz	18.000 GHz	1.000 MHz	15.93051 GHz	-41.66 dBm	-16.66 dB
18.000 GHz	27.000 GHz	1.000 MHz	20.13713 GHz	-41.75 dBm	-16.75 dB

Date: 13.SEP.2016 19:39:20

Highest Channel / QPSK

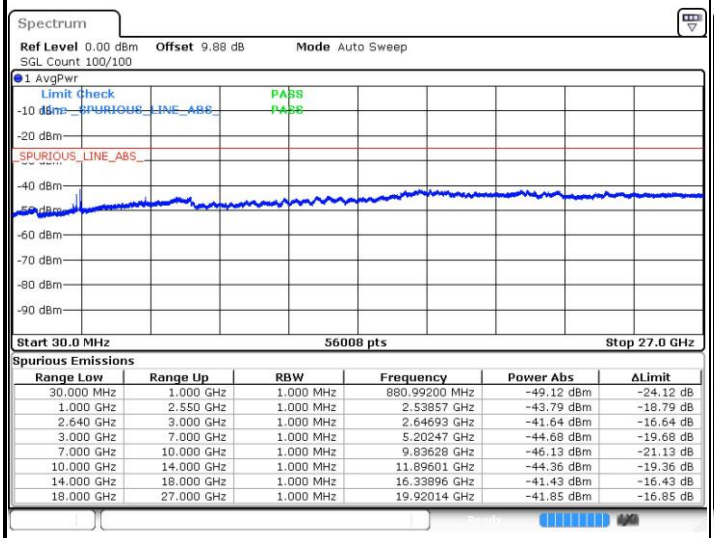

Spurious Emissions

Range Low	Range Up	RBW	Frequency	Power Abs	ΔLimit
30.000 MHz	1.000 GHz	1.000 MHz	880.99200 MHz	-49.12 dBm	-24.12 dB
1.000 GHz	2.550 GHz	1.000 MHz	2.53857 GHz	-43.79 dBm	-18.79 dB
2.640 GHz	3.000 GHz	1.000 MHz	2.64693 GHz	-41.64 dBm	-16.64 dB
3.000 GHz	7.000 GHz	1.000 MHz	5.20247 GHz	-44.68 dBm	-19.68 dB
7.000 GHz	10.000 GHz	1.000 MHz	9.83628 GHz	-46.13 dBm	-21.13 dB
10.000 GHz	14.000 GHz	1.000 MHz	11.89601 GHz	-44.36 dBm	-19.36 dB
14.000 GHz	18.000 GHz	1.000 MHz	16.33896 GHz	-41.43 dBm	-16.43 dB
18.000 GHz	27.000 GHz	1.000 MHz	19.92014 GHz	-41.85 dBm	-16.85 dB

Date: 13.SEP.2016 19:40:25

Highest Channel / 16QAM

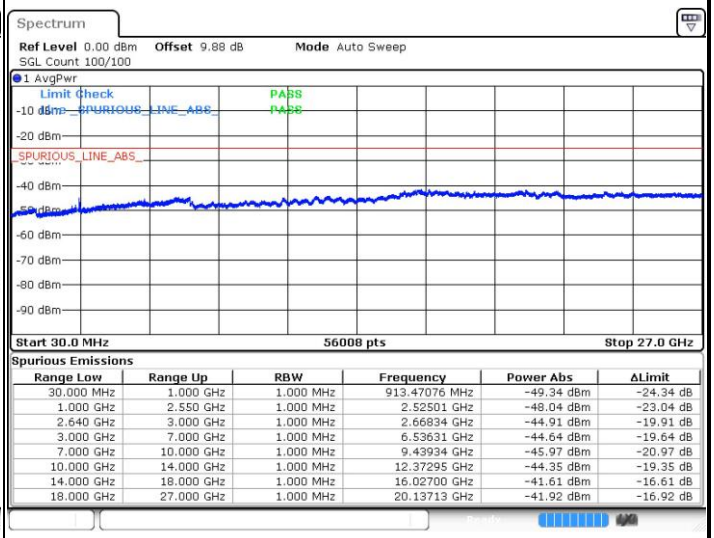

Spurious Emissions

Range Low	Range Up	RBW	Frequency	Power Abs	ΔLimit
30.000 MHz	1.000 GHz	1.000 MHz	913.47076 MHz	-49.34 dBm	-24.34 dB
1.000 GHz	2.550 GHz	1.000 MHz	2.52501 GHz	-48.04 dBm	-23.04 dB
2.640 GHz	3.000 GHz	1.000 MHz	2.66834 GHz	-44.91 dBm	-19.91 dB
3.000 GHz	7.000 GHz	1.000 MHz	6.53631 GHz	-44.64 dBm	-19.64 dB
7.000 GHz	10.000 GHz	1.000 MHz	9.43934 GHz	-45.97 dBm	-20.97 dB
10.000 GHz	14.000 GHz	1.000 MHz	12.37295 GHz	-44.35 dBm	-19.35 dB
14.000 GHz	18.000 GHz	1.000 MHz	16.02700 GHz	-41.61 dBm	-16.61 dB
18.000 GHz	27.000 GHz	1.000 MHz	20.13713 GHz	-41.92 dBm	-16.92 dB

Date: 13.SEP.2016 19:41:19

Frequency Stability

Test Conditions		LTE Band 2 (QPSK) / Middle Channel	Limit
Temperature (°C)	Voltage (Volt)	BW 10MHz	Note 2.
		Deviation (ppm)	Result
50	Normal Voltage	0.0027	PASS
40	Normal Voltage	0.0019	
30	Normal Voltage	0.0032	
20(Ref.)	Normal Voltage	0.0000	
10	Normal Voltage	0.0023	
0	Normal Voltage	0.0031	
-10	Normal Voltage	0.0005	
-20	Normal Voltage	0.0026	
-30	Normal Voltage	0.0007	
20	Maximum Voltage	0.0029	
20	Normal Voltage	0.0022	
20	Battery End Point	0.0020	

Note:

1. Normal Voltage = 3.85V. ；Battery End Point (BEP) = 3.7 V.；Maximum Voltage =4.35 V
2. Note: The frequency fundamental emissions stay within the authorized frequency block based on the frequency deviation measured is small.

Test Conditions		LTE Band 4 (QPSK) / Middle Channel	Limit
Temperature (°C)	Voltage (Volt)	BW 10MHz	Note 2.
		Deviation (ppm)	Result
50	Normal Voltage	0.0008	PASS
40	Normal Voltage	0.0020	
30	Normal Voltage	0.0027	
20(Ref.)	Normal Voltage	0.0000	
10	Normal Voltage	0.0008	
0	Normal Voltage	0.0031	
-10	Normal Voltage	0.0029	
-20	Normal Voltage	0.0001	
-30	Normal Voltage	0.0025	
20	Maximum Voltage	0.0017	
20	Normal Voltage	0.0020	
20	Battery End Point	0.0016	

Note:

1. Normal Voltage = 3.85V. ；Battery End Point (BEP) = 3.7 V.；Maximum Voltage =4.35 V
2. Note: The frequency fundamental emissions stay within the authorized frequency block based on the frequency deviation measured is small.

Test Conditions		LTE Band 5 (QPSK) / Middle Channel	Limit
Temperature (°C)	Voltage (Volt)	BW 10MHz	2.5ppm
		Deviation (ppm)	Result
50	Normal Voltage	0.0005	PASS
40	Normal Voltage	0.0049	
30	Normal Voltage	0.0011	
20(Ref.)	Normal Voltage	0.0000	
10	Normal Voltage	0.0068	
0	Normal Voltage	0.0002	
-10	Normal Voltage	0.0018	
-20	Normal Voltage	0.0060	
-30	Normal Voltage	0.0004	
20	Maximum Voltage	0.0008	
20	Normal Voltage	0.0006	
20	Battery End Point	0.0053	

Note: Normal Voltage = 3.85V. ；Battery End Point (BEP) = 3.7 V.；Maximum Voltage =4.35 V

Test Conditions		LTE Band 7 (QPSK) / Middle Channel	Limit
Temperature (°C)	Voltage (Volt)	BW 10MHz	Note 2.
		Deviation (ppm)	Result
50	Normal Voltage	0.0016	PASS
40	Normal Voltage	0.0002	
30	Normal Voltage	0.0023	
20(Ref.)	Normal Voltage	0.0000	
10	Normal Voltage	0.0003	
0	Normal Voltage	0.0008	
-10	Normal Voltage	0.0011	
-20	Normal Voltage	0.0006	
-30	Normal Voltage	0.0011	
20	Maximum Voltage	0.0019	
20	Normal Voltage	0.0010	
20	Battery End Point	0.0005	

Note:

1. Normal Voltage = 3.85V. ；Battery End Point (BEP) = 3.7 V.；Maximum Voltage =4.35 V
2. Note: The frequency fundamental emissions stay within the authorized frequency block based on the frequency deviation measured is small.

Test Conditions		LTE Band 12 (QPSK) / Middle Channel	Limit
Temperature (°C)	Voltage (Volt)	BW 10MHz	Note 2.
		Deviation (ppm)	Result
50	Normal Voltage	0.0023	PASS
40	Normal Voltage	0.0014	
30	Normal Voltage	0.0079	
20(Ref.)	Normal Voltage	0.0000	
10	Normal Voltage	0.0018	
0	Normal Voltage	0.0066	
-10	Normal Voltage	0.0083	
-20	Normal Voltage	0.0003	
-30	Normal Voltage	0.0007	
20	Maximum Voltage	0.0025	
20	Normal Voltage	0.0006	
20	Battery End Point	0.0028	

Note:

1. Normal Voltage = 3.85V. ；Battery End Point (BEP) = 3.7 V.；Maximum Voltage =4.35 V
2. Note: The frequency fundamental emissions stay within the authorized frequency block based on the frequency deviation measured is small.

Test Conditions		LTE Band 17 (QPSK) / Middle Channel	Limit
Temperature (°C)	Voltage (Volt)	BW 10MHz	Note 2.
		Deviation (ppm)	Result
50	Normal Voltage	0.0048	PASS
40	Normal Voltage	0.0027	
30	Normal Voltage	0.0023	
20(Ref.)	Normal Voltage	0.0000	
10	Normal Voltage	0.0025	
0	Normal Voltage	0.0021	
-10	Normal Voltage	0.0013	
-20	Normal Voltage	0.0031	
-30	Normal Voltage	0.0013	
20	Maximum Voltage	0.0044	
20	Normal Voltage	0.0030	
20	Battery End Point	0.0024	

Note:

1. Normal Voltage = 3.85V. ；Battery End Point (BEP) = 3.7 V.；Maximum Voltage =4.35 V
2. Note: The frequency fundamental emissions stay within the authorized frequency block based on the frequency deviation measured is small.

Test Conditions		LTE Band 38 (QPSK) / Middle Channel	Limit
Temperature (°C)	Voltage (Volt)	BW 10MHz	Note 2.
		Deviation (ppm)	Result
50	Normal Voltage	0.0019	PASS
40	Normal Voltage	0.0015	
30	Normal Voltage	0.0001	
20(Ref.)	Normal Voltage	0.0000	
10	Normal Voltage	0.0011	
0	Normal Voltage	0.0014	
-10	Normal Voltage	0.0005	
-20	Normal Voltage	0.0017	
-30	Normal Voltage	0.0011	
20	Maximum Voltage	0.0022	
20	Normal Voltage	0.0009	
20	Battery End Point	0.0013	

Note:

1. Normal Voltage =3.85 V.；Battery End Point (BEP) =3.7 V.；Maximum Voltage =4.35 V.
2. Note: The frequency fundamental emissions stay within the authorized frequency block based on the frequency deviation measured is small.

Appendix B. Test Results of Radiated Test

Radiated Spurious Emission

<Top Antenna>

LTE Band 2 / 20MHz / QPSK / RB Size 1 Offset 0									
Channel	Frequency (MHz)	EIRP (dBm)	Limit (dBm)	Over Limit (dB)	SPA Reading (dBm)	S.G. Power (dBm)	TX Cable loss (dB)	TX Antenna Gain (dBi)	Polarization (H/V)
Highest	3782.18	-45.46	-13	-32.46	-60.12	-53.21	4.85	12.60	H
	5673.27	-48.75	-13	-35.75	-67.03	-56.27	5.58	13.10	H
	7564.36	-49.69	-13	-36.69	-71.27	-54.43	6.56	11.30	H
	3782.18	-44.04	-13	-31.04	-59.13	-51.79	4.85	12.6	V
	5673.27	-49.24	-13	-36.24	-68.11	-56.76	5.58	13.1	V
	7564.36	-49.73	-13	-36.73	-71.43	-54.47	6.56	11.3	V

Remark: Spurious emissions within 30-1000MHz were found more than 20dB below limit line.

LTE Band 4 / 1.4MHz / QPSK / RB Size 1 Offset 0									
Channel	Frequency (MHz)	EIRP (dBm)	Limit (dBm)	Over Limit (dB)	SPA Reading (dBm)	S.G. Power (dBm)	TX Cable loss (dB)	TX Antenna Gain (dBi)	Polarization (H/V)
Middle	3463.74	-35.58	-13	-22.58	-52.15	-43.81	4.37	12.60	H
	5195.61	-46.39	-13	-33.39	-66.17	-54.15	4.94	12.70	H
	6927.48	-48.32	-13	-35.32	-69.70	-53.70	6.32	11.70	H
	3463.74	-44.84	-13	-31.84	-60.55	-53.07	4.37	12.6	V
	5195.61	-42.99	-13	-29.99	-63.1	-50.75	4.94	12.7	V
	6927.48	-50.16	-13	-37.16	-71.6	-55.54	6.32	11.7	V

Remark: Spurious emissions within 30-1000MHz were found more than 20dB below limit line.

LTE Band 5 / 1.4MHz / QPSK / RB Size 1 Offset 0									
Channel	Frequency (MHz)	ERP (dBm)	Limit (dBm)	Over Limit (dB)	SPA Reading (dBm)	S.G. Power (dBm)	TX Cable loss (dB)	TX Antenna Gain (dBi)	Polarization (H/V)
Middle	1671.92	-55.13	-13	-42.13	-57.96	-61.82	0.56	9.40	H
	2507.88	-55.06	-13	-42.06	-60.80	-62.77	0.74	10.60	H
	3343.84	-56.98	-13	-43.98	-65.79	-66.58	0.85	12.60	H
	1671.92	-50.87	-13	-37.87	-54.23	-57.56	0.56	9.40	V
	2507.88	-43.94	-13	-30.94	-51.99	-51.65	0.74	10.60	V
	3343.84	-53.49	-13	-40.49	-61.63	-63.09	0.85	12.60	V

Remark: Spurious emissions within 30-1000MHz were found more than 20dB below limit line.

LTE Band 7 / 5MHz / QPSK / RB Size 1 Offset 0									
Channel	Frequency (MHz)	EIRP (dBm)	Limit (dBm)	Over Limit (dB)	SPA Reading (dBm)	S.G. Power (dBm)	TX Cable loss (dB)	TX Antenna Gain (dBi)	Polarization (H/V)
Middle	5065.68	-62.48	-25	-37.48	-80.40	-70.24	4.94	12.70	H
	7598.52	-57.42	-25	-32.42	-81.66	-62.16	6.56	11.30	H
	10131.36	-55.29	-25	-30.29	-83.41	-59.73	7.66	12.10	H
	5065.68	-61.54	-25	-36.54	-80.39	-69.30	4.94	12.70	V
	7598.52	-58.44	-25	-33.44	-81.81	-63.18	6.56	11.30	V
	10131.36	-57.14	-25	-32.14	-83.41	-61.58	7.66	12.10	V

Remark: Spurious emissions within 30-1000MHz were found more than 20dB below limit line.

LTE Band 12 / 1.4MHz / QPSK / RB Size 1 Offset 0									
Channel	Frequency (MHz)	ERP (dBm)	Limit (dBm)	Over Limit (dB)	SPA Reading (dBm)	S.G. Power (dBm)	TX Cable loss (dB)	TX Antenna Gain (dBi)	Polarization (H/V)
Highest	1429.34	-61.51	-13	-48.51	-66.18	-65.92	2.84	9.40	H
	2144.01	-59.45	-13	-46.45	-66.86	-64.20	3.7	10.60	H
	2858.68	-57.23	-13	-44.23	-68.12	-63.31	4.37	12.60	H
	1429.34	-63.05	-13	-50.05	-66.50	-67.46	2.84	9.40	V
	2144.01	-61.49	-13	-48.49	-68.38	-66.24	3.70	10.60	V
	2858.68	-57.94	-13	-44.94	-68.16	-64.02	4.37	12.60	V

Remark: Spurious emissions within 30-1000MHz were found more than 20dB below limit line.

LTE Band 17 / 5MHz / QPSK / RB Size 1 Offset 0									
Channel	Frequency (MHz)	ERP (dBm)	Limit (dBm)	Over Limit (dB)	SPA Reading (dBm)	S.G. Power (dBm)	TX Cable loss (dB)	TX Antenna Gain (dBi)	Polarization (H/V)
Lowest	1408.68	-60.15	-13	-47.15	-62.98	-66.84	0.56	9.40	H
	2113.02	-59.23	-13	-46.23	-64.97	-66.94	0.74	10.60	H
	2817.36	-56.70	-13	-43.70	-65.51	-66.30	0.85	12.60	H
	1408.68	-61.60	-13	-48.60	-63.26	-68.29	0.56	9.40	V
	2113.02	-59.20	-13	-46.20	-64.78	-66.91	0.74	10.60	V
	2817.36	-56.99	-13	-43.99	-65.13	-66.59	0.85	12.60	V

Remark: Spurious emissions within 30-1000MHz were found more than 20dB below limit line.

LTE Band 38 / 15MHz / QPSK / RB Size 1 Offset 0									
Channel	Frequency (MHz)	EIRP (dBm)	Limit (dBm)	Over Limit (dB)	SPA Reading (dBm)	S.G. Power (dBm)	TX Cable loss (dB)	TX Antenna Gain (dBi)	Polarization (H/V)
Middle	5056.68	-61.40	-25	-36.40	-77.60	-73.16	0.94	12.70	H
	7585.02	-56.30	-25	-31.30	-77.67	-66.31	1.69	11.70	H
	10113.36	-54.54	-25	-29.54	-78.90	-65.20	1.44	12.10	H
	5056.68	-61.83	-25	-36.83	-77.58	-73.59	0.94	12.70	V
	7585.02	-56.86	-25	-31.86	-77.85	-66.87	1.69	11.70	V
	10113.36	-55.56	-25	-30.56	-78.46	-66.22	1.44	12.10	V

Remark: Spurious emissions within 30-1000MHz were found more than 20dB below limit line.

<Bottom Antenna>

LTE Band 2 / 1.4MHz / QPSK / RB Size 1 Offset 0									
Channel	Frequency (MHz)	EIRP (dBm)	Limit (dBm)	Over Limit (dB)	SPA Reading (dBm)	S.G. Power (dBm)	TX Cable loss (dB)	TX Antenna Gain (dBi)	Polarization (H/V)
Lowest	3700.32	-48.21	-13	-35.21	-62.87	-55.96	4.85	12.60	H
	5550.48	-50.87	-13	-37.87	-69.15	-58.39	5.58	13.10	H
	7400.64	-47.41	-13	-34.41	-68.99	-52.15	6.56	11.30	H
	3700.32	-46.80	-13	-33.80	-61.89	-54.55	4.85	12.6	V
	5550.48	-48.52	-13	-35.52	-67.39	-56.04	5.58	13.1	V
	7400.64	-47.19	-13	-34.19	-68.89	-51.93	6.56	11.3	V
Middle	3758.92	-46.76	-13	-33.76	-61.42	-54.51	4.85	12.60	H
	5638.38	-49.75	-13	-36.75	-68.03	-57.27	5.58	13.10	H
	7517.84	-47.83	-13	-34.83	-69.41	-52.57	6.56	11.30	H
	3758.92	-47.74	-13	-34.74	-62.83	-55.49	4.85	12.6	V
	5638.38	-50.19	-13	-37.19	-69.06	-57.71	5.58	13.1	V
	7517.84	-47.36	-13	-34.36	-69.06	-52.10	6.56	11.3	V
Highest	3817.52	-46.05	-13	-33.05	-60.71	-53.80	4.85	12.60	H
	5726.28	-48.30	-13	-35.30	-66.58	-55.82	5.58	13.10	H
	7635.04	-47.43	-13	-34.43	-69.01	-52.17	6.56	11.30	H
	3817.52	-46.62	-13	-33.62	-61.71	-54.37	4.85	12.6	V
	5726.28	-44.83	-13	-31.83	-63.7	-52.35	5.58	13.1	V
	7635.04	-48.13	-13	-35.13	-69.83	-52.87	6.56	11.3	V

Remark: Spurious emissions within 30-1000MHz were found more than 20dB below limit line.

LTE Band 2 / 3MHz / QPSK / RB Size 1 Offset 0									
Channel	Frequency (MHz)	EIRP (dBm)	Limit (dBm)	Over Limit (dB)	SPA Reading (dBm)	S.G. Power (dBm)	TX Cable loss (dB)	TX Antenna Gain (dBi)	Polarization (H/V)
Lowest	3700.48	-46.73	-13	-33.73	-61.39	-54.48	4.85	12.60	H
	5550.72	-48.14	-13	-35.14	-66.42	-55.66	5.58	13.10	H
	7400.96	-47.72	-13	-34.72	-69.30	-52.46	6.56	11.30	H
	3700.48	-48.59	-13	-35.59	-63.68	-56.34	4.85	12.6	V
	5550.72	-46.78	-13	-33.78	-65.65	-54.30	5.58	13.1	V
	7400.96	-46.99	-13	-33.99	-68.69	-51.73	6.56	11.3	V
Middle	3757.48	-46.24	-13	-33.24	-60.90	-53.99	4.85	12.60	H
	5636.22	-48.92	-13	-35.92	-67.20	-56.44	5.58	13.10	H
	7514.96	-47.35	-13	-34.35	-68.93	-52.09	6.56	11.30	H
	3757.48	-48.18	-13	-35.18	-63.27	-55.93	4.85	12.6	V
	5636.22	-45.99	-13	-32.99	-64.86	-53.51	5.58	13.1	V
	7514.96	-47.59	-13	-34.59	-69.29	-52.33	6.56	11.3	V
Highest	3814.48	-44.83	-13	-31.83	-59.49	-52.58	4.85	12.60	H
	5721.72	-44.47	-13	-31.47	-62.75	-51.99	5.58	13.10	H
	7628.96	-48.61	-13	-35.61	-70.19	-53.35	6.56	11.30	H
	3814.48	-48.00	-13	-35.00	-63.09	-55.75	4.85	12.6	V
	5721.72	-43.05	-13	-30.05	-61.92	-50.57	5.58	13.1	V
	7628.96	-47.81	-13	-34.81	-69.51	-52.55	6.56	11.3	V

Remark: Spurious emissions within 30-1000MHz were found more than 20dB below limit line.

LTE Band 2 / 5MHz / QPSK / RB Size 1 Offset 0									
Channel	Frequency (MHz)	EIRP (dBm)	Limit (dBm)	Over Limit (dB)	SPA Reading (dBm)	S.G. Power (dBm)	TX Cable loss (dB)	TX Antenna Gain (dBi)	Polarization (H/V)
Lowest	3700.68	-46.55	-13	-33.55	-61.21	-54.30	4.85	12.60	H
	5551.02	-49.47	-13	-36.47	-67.75	-56.99	5.58	13.10	H
	7401.36	-47.80	-13	-34.80	-69.38	-52.54	6.56	11.30	H
	3700.68	-48.76	-13	-35.76	-63.85	-56.51	4.85	12.6	V
	5551.02	-49.80	-13	-36.80	-68.67	-57.32	5.58	13.1	V
	7401.36	-47.30	-13	-34.30	-69	-52.04	6.56	11.3	V
Middle	3755.68	-45.21	-13	-32.21	-59.87	-52.96	4.85	12.60	H
	5633.52	-50.22	-13	-37.22	-68.50	-57.74	5.58	13.10	H
	7511.36	-46.60	-13	-33.60	-68.18	-51.34	6.56	11.30	H
	3755.68	-49.05	-13	-36.05	-64.14	-56.80	4.85	12.6	V
	5633.52	-49.59	-13	-36.59	-68.46	-57.11	5.58	13.1	V
	7511.36	-47.39	-13	-34.39	-69.09	-52.13	6.56	11.3	V
Highest	3810.68	-45.72	-13	-32.72	-60.38	-53.47	4.85	12.60	H
	5716.02	-49.15	-13	-36.15	-67.43	-56.67	5.58	13.10	H
	7621.36	-48.42	-13	-35.42	-70.00	-53.16	6.56	11.30	H
	3810.68	-49.49	-13	-36.49	-64.58	-57.24	4.85	12.6	V
	5716.02	-48.21	-13	-35.21	-67.08	-55.73	5.58	13.1	V
	7621.36	-46.75	-13	-33.75	-68.45	-51.49	6.56	11.3	V

Remark: Spurious emissions within 30-1000MHz were found more than 20dB below limit line.

LTE Band 2 / 10MHz / QPSK / RB Size 1 Offset 0									
Channel	Frequency (MHz)	EIRP (dBm)	Limit (dBm)	Over Limit (dB)	SPA Reading (dBm)	S.G. Power (dBm)	TX Cable loss (dB)	TX Antenna Gain (dBi)	Polarization (H/V)
Lowest	3701.18	-48.46	-13	-35.46	-63.12	-56.21	4.85	12.60	H
	5551.77	-50.86	-13	-37.86	-69.14	-58.38	5.58	13.10	H
	7402.36	-47.12	-13	-34.12	-68.70	-51.86	6.56	11.30	H
	3701.18	-51.13	-13	-38.13	-66.22	-58.88	4.85	12.6	V
	5551.77	-50.19	-13	-37.19	-69.06	-57.71	5.58	13.1	V
	7402.36	-47.00	-13	-34.00	-68.7	-51.74	6.56	11.3	V
Middle	3751	-45.23	-13	-32.23	-59.89	-52.98	4.85	12.60	H
	5626.5	-49.37	-13	-36.37	-67.65	-56.89	5.58	13.10	H
	7502	-47.66	-13	-34.66	-69.24	-52.40	6.56	11.30	H
	3751	-50.68	-13	-37.68	-65.77	-58.43	4.85	12.6	V
	5626.5	-49.86	-13	-36.86	-68.73	-57.38	5.58	13.1	V
	7502	-47.69	-13	-34.69	-69.39	-52.43	6.56	11.3	V
Highest	3801.18	-47.49	-13	-34.49	-62.15	-55.24	4.85	12.60	H
	5701.77	-51.30	-13	-38.30	-69.58	-58.82	5.58	13.10	H
	7602.36	-47.32	-13	-34.32	-68.90	-52.06	6.56	11.30	H
	3801.18	-52.03	-13	-39.03	-67.12	-59.78	4.85	12.6	V
	5701.77	-50.04	-13	-37.04	-68.91	-57.56	5.58	13.1	V
	7602.36	-48.09	-13	-35.09	-69.79	-52.83	6.56	11.3	V

Remark: Spurious emissions within 30-1000MHz were found more than 20dB below limit line.

LTE Band 2 / 15MHz / QPSK / RB Size 1 Offset 0									
Channel	Frequency (MHz)	EIRP (dBm)	Limit (dBm)	Over Limit (dB)	SPA Reading (dBm)	S.G. Power (dBm)	TX Cable loss (dB)	TX Antenna Gain (dBi)	Polarization (H/V)
Lowest	3701.68	-49.70	-13	-36.70	-64.36	-57.45	4.85	12.60	H
	5552.52	-50.05	-13	-37.05	-68.33	-57.57	5.58	13.10	H
	7403.36	-47.60	-13	-34.60	-69.18	-52.34	6.56	11.30	H
	3701.68	-46.84	-13	-33.84	-61.93	-54.59	4.85	12.6	V
	5552.52	-49.01	-13	-36.01	-67.88	-56.53	5.58	13.1	V
	7403.36	-47.47	-13	-34.47	-69.17	-52.21	6.56	11.3	V
Middle	3746.68	-51.28	-13	-38.28	-65.94	-59.03	4.85	12.60	H
	5620.02	-50.09	-13	-37.09	-68.37	-57.61	5.58	13.10	H
	7493.36	-47.14	-13	-34.14	-68.72	-51.88	6.56	11.30	H
	3746.68	-52.23	-13	-39.23	-67.32	-59.98	4.85	12.6	V
	5620.02	-50.10	-13	-37.10	-68.97	-57.62	5.58	13.1	V
	7493.36	-47.33	-13	-34.33	-69.03	-52.07	6.56	11.3	V
Highest	3791.68	-48.71	-13	-35.71	-63.37	-56.46	4.85	12.60	H
	5687.52	-50.50	-13	-37.50	-68.78	-58.02	5.58	13.10	H
	7583.36	-48.08	-13	-35.08	-69.66	-52.82	6.56	11.30	H
	3791.68	-48.27	-13	-35.27	-63.36	-56.02	4.85	12.6	V
	5687.52	-50.05	-13	-37.05	-68.92	-57.57	5.58	13.1	V
	7583.36	-47.83	-13	-34.83	-69.53	-52.57	6.56	11.3	V

Remark: Spurious emissions within 30-1000MHz were found more than 20dB below limit line.

LTE Band 2 / 20MHz / QPSK / RB Size 1 Offset 0									
Channel	Frequency (MHz)	EIRP (dBm)	Limit (dBm)	Over Limit (dB)	SPA Reading (dBm)	S.G. Power (dBm)	TX Cable loss (dB)	TX Antenna Gain (dBi)	Polarization (H/V)
Lowest	3702.18	-46.15	-13	-33.15	-60.81	-53.90	4.85	12.60	H
	5553.27	-47.43	-13	-34.43	-65.71	-54.95	5.58	13.10	H
	7404.36	-46.37	-13	-33.37	-67.95	-51.11	6.56	11.30	H
	3702.18	-47.97	-13	-34.97	-63.06	-55.72	4.85	12.6	V
	5553.27	-46.33	-13	-33.33	-65.2	-53.85	5.58	13.1	V
	7404.36	-45.62	-13	-32.62	-67.32	-50.36	6.56	11.3	V
Middle	3742.18	-46.43	-13	-33.43	-61.09	-54.18	4.85	12.60	H
	5613.27	-46.35	-13	-33.35	-64.63	-53.87	5.58	13.10	H
	7484.36	-45.70	-13	-32.70	-67.28	-50.44	6.56	11.30	H
	3742.18	-49.34	-13	-36.34	-64.43	-57.09	4.85	12.6	V
	5613.27	-45.58	-13	-32.58	-64.45	-53.10	5.58	13.1	V
	7484.36	-45.71	-13	-32.71	-67.41	-50.45	6.56	11.3	V
Highest	3782.18	-43.30	-13	-30.30	-57.96	-51.05	4.85	12.60	H
	5673.27	-43.98	-13	-30.98	-62.26	-51.50	5.58	13.10	H
	7564.36	-44.56	-13	-31.56	-66.14	-49.30	6.56	11.30	H
	3782.18	-48.73	-13	-35.73	-63.82	-56.48	4.85	12.6	V
	5673.27	-41.92	-13	-28.92	-60.79	-49.44	5.58	13.1	V
	7564.36	-47.65	-13	-34.65	-69.35	-52.39	6.56	11.3	V

Remark: Spurious emissions within 30-1000MHz were found more than 20dB below limit line.

LTE Band 4 / 1.4MHz / QPSK / RB Size 1 Offset 0									
Channel	Frequency (MHz)	EIRP (dBm)	Limit (dBm)	Over Limit (dB)	SPA Reading (dBm)	S.G. Power (dBm)	TX Cable loss (dB)	TX Antenna Gain (dBi)	Polarization (H/V)
Lowest	3420.32	-41.71	-13	-28.71	-57.50	-49.94	4.37	12.60	H
	5130.48	-48.51	-13	-35.51	-68.29	-56.27	4.94	12.70	H
	6840.64	-47.92	-13	-34.92	-69.30	-53.30	6.32	11.70	H
	3420.32	-46.87	-13	-33.87	-62.58	-55.10	4.37	12.6	V
	5130.48	-47.82	-13	-34.82	-67.93	-55.58	4.94	12.7	V
	6840.64	-47.89	-13	-34.89	-69.33	-53.27	6.32	11.7	V
Middle	3463.74	-40.60	-13	-27.60	-56.39	-48.83	4.37	12.60	H
	5195.61	-49.00	-13	-36.00	-68.78	-56.76	4.94	12.70	H
	6927.48	-47.26	-13	-34.26	-68.64	-52.64	6.32	11.70	H
	3463.74	-49.06	-13	-36.06	-64.77	-57.29	4.37	12.6	V
	5195.61	-48.16	-13	-35.16	-68.27	-55.92	4.94	12.7	V
	6927.48	-47.60	-13	-34.60	-69.04	-52.98	6.32	11.7	V
Highest	3507.52	-44.64	-13	-31.64	-60.43	-52.87	4.37	12.60	H
	5261.28	-49.49	-13	-36.49	-69.27	-57.25	4.94	12.70	H
	7015.04	-47.47	-13	-34.47	-68.85	-52.85	6.32	11.70	H
	3507.52	-48.51	-13	-35.51	-64.22	-56.74	4.37	12.6	V
	5261.28	-49.16	-13	-36.16	-69.27	-56.92	4.94	12.7	V
	7015.04	-46.06	-13	-33.06	-67.5	-51.44	6.32	11.7	V

Remark: Spurious emissions within 30-1000MHz were found more than 20dB below limit line.

LTE Band 4 / 3MHz / QPSK / RB Size 1 Offset 0									
Channel	Frequency (MHz)	EIRP (dBm)	Limit (dBm)	Over Limit (dB)	SPA Reading (dBm)	S.G. Power (dBm)	TX Cable loss (dB)	TX Antenna Gain (dBi)	Polarization (H/V)
Lowest	3420.48	-48.53	-13	-35.53	-64.32	-56.76	4.37	12.60	H
	5130.72	-48.82	-13	-35.82	-68.60	-56.58	4.94	12.70	H
	6840.96	-47.71	-13	-34.71	-69.09	-53.09	6.32	11.70	H
	3420.48	-46.25	-13	-33.25	-61.96	-54.48	4.37	12.6	V
	5130.72	-47.55	-13	-34.55	-67.66	-55.31	4.94	12.7	V
	6840.96	-47.80	-13	-34.80	-69.24	-53.18	6.32	11.7	V
Middle	3462.48	-41.30	-13	-28.30	-57.09	-49.53	4.37	12.60	H
	5193.72	-48.78	-13	-35.78	-68.56	-56.54	4.94	12.70	H
	6924.96	-47.24	-13	-34.24	-68.62	-52.62	6.32	11.70	H
	3462.48	-49.51	-13	-36.51	-65.22	-57.74	4.37	12.6	V
	5193.72	-48.71	-13	-35.71	-68.82	-56.47	4.94	12.7	V
	6924.96	-47.16	-13	-34.16	-68.6	-52.54	6.32	11.7	V
Highest	3504.48	-45.28	-13	-32.28	-61.07	-53.51	4.37	12.60	H
	5256.72	-48.52	-13	-35.52	-68.30	-56.28	4.94	12.70	H
	7008.96	-46.76	-13	-33.76	-68.14	-52.14	6.32	11.70	H
	3504.48	-47.52	-13	-34.52	-63.23	-55.75	4.37	12.6	V
	5256.72	-48.67	-13	-35.67	-68.78	-56.43	4.94	12.7	V
	7008.96	-47.43	-13	-34.43	-68.87	-52.81	6.32	11.7	V

Remark: Spurious emissions within 30-1000MHz were found more than 20dB below limit line.

LTE Band 4 / 5MHz / QPSK									
Channel	Frequency (MHz)	EIRP (dBm)	Limit (dBm)	Over Limit (dB)	SPA Reading (dBm)	S.G. Power (dBm)	TX Cable loss (dB)	TX Antenna Gain (dBi)	Polarization (H/V)
Lowest	3420.68	-46.02	-13	-33.02	-61.81	-54.25	4.37	12.60	H
	5131.02	-49.22	-13	-36.22	-69.00	-56.98	4.94	12.70	H
	6841.36	-48.49	-13	-35.49	-69.87	-53.87	6.32	11.70	H
	3420.68	-45.27	-13	-32.27	-60.98	-53.50	4.37	12.6	V
	5131.02	-49.03	-13	-36.03	-69.14	-56.79	4.94	12.7	V
	6841.36	-48.22	-13	-35.22	-69.66	-53.60	6.32	11.7	V
Middle	3460.68	-43.97	-13	-30.97	-59.76	-52.20	4.37	12.60	H
	5191.02	-49.50	-13	-36.50	-69.28	-57.26	4.94	12.70	H
	6921.36	-47.71	-13	-34.71	-69.09	-53.09	6.32	11.70	H
	3460.68	-46.53	-13	-33.53	-62.24	-54.76	4.37	12.6	V
	5191.02	-48.83	-13	-35.83	-68.94	-56.59	4.94	12.7	V
	6921.36	-48.07	-13	-35.07	-69.51	-53.45	6.32	11.7	V
Highest	3500.68	-44.24	-13	-31.24	-60.03	-52.47	4.37	12.60	H
	5251.02	-49.06	-13	-36.06	-68.84	-56.82	4.94	12.70	H
	7001.36	-47.23	-13	-34.23	-68.61	-52.61	6.32	11.70	H
	3500.68	-49.64	-13	-36.64	-65.35	-57.87	4.37	12.6	V
	5251.02	-49.04	-13	-36.04	-69.15	-56.80	4.94	12.7	V
	7001.36	-47.45	-13	-34.45	-68.89	-52.83	6.32	11.7	V

Remark: Spurious emissions within 30-1000MHz were found more than 20dB below limit line.

LTE Band 4 / 10MHz / QPSK / RB Size 1 Offset 0									
Channel	Frequency (MHz)	EIRP (dBm)	Limit (dBm)	Over Limit (dB)	SPA Reading (dBm)	S.G. Power (dBm)	TX Cable loss (dB)	TX Antenna Gain (dBi)	Polarization (H/V)
Lowest	3421.18	-45.73	-13	-32.73	-61.52	-53.96	4.37	12.60	H
	5131.77	-49.38	-13	-36.38	-69.16	-57.14	4.94	12.70	H
	6842.36	-48.10	-13	-35.10	-69.48	-53.48	6.32	11.70	H
	3421.18	-44.61	-13	-31.61	-60.32	-52.84	4.37	12.6	V
	5131.77	-49.46	-13	-36.46	-69.57	-57.22	4.94	12.7	V
	6842.36	-48.09	-13	-35.09	-69.53	-53.47	6.32	11.7	V
Middle	3456.18	-42.28	-13	-29.28	-58.07	-50.51	4.37	12.60	H
	5184.27	-49.74	-13	-36.74	-69.52	-57.50	4.94	12.70	H
	6912.36	-48.08	-13	-35.08	-69.46	-53.46	6.32	11.70	H
	3456.18	-51.58	-13	-38.58	-67.29	-59.81	4.37	12.6	V
	5184.27	-48.50	-13	-35.50	-68.61	-56.26	4.94	12.7	V
	6912.36	-48.43	-13	-35.43	-69.87	-53.81	6.32	11.7	V
Highest	3491.18	-46.81	-13	-33.81	-62.60	-55.04	4.37	12.60	H
	5236.77	-48.96	-13	-35.96	-68.74	-56.72	4.94	12.70	H
	6982.36	-48.06	-13	-35.06	-69.44	-53.44	6.32	11.70	H
	3491.18	-46.56	-13	-33.56	-62.27	-54.79	4.37	12.6	V
	5236.77	-49.83	-13	-36.83	-69.94	-57.59	4.94	12.7	V
	6982.36	-47.32	-13	-34.32	-68.76	-52.70	6.32	11.7	V

Remark: Spurious emissions within 30-1000MHz were found more than 20dB below limit line.

LTE Band 4 / 15MHz / QPSK / RB Size 1 Offset 0									
Channel	Frequency (MHz)	EIRP (dBm)	Limit (dBm)	Over Limit (dB)	SPA Reading (dBm)	S.G. Power (dBm)	TX Cable loss (dB)	TX Antenna Gain (dBi)	Polarization (H/V)
Lowest	3421.68	-44.55	-13	-31.55	-60.34	-52.78	4.37	12.60	H
	5132.52	-49.66	-13	-36.66	-69.44	-57.42	4.94	12.70	H
	6843.36	-48.20	-13	-35.20	-69.58	-53.58	6.32	11.70	H
	3421.68	-49.02	-13	-36.02	-64.73	-57.25	4.37	12.6	V
	5132.52	-48.62	-13	-35.62	-68.73	-56.38	4.94	12.7	V
	6843.36	-47.84	-13	-34.84	-69.28	-53.22	6.32	11.7	V
Middle	3451.68	-44.71	-13	-31.71	-60.50	-52.94	4.37	12.60	H
	5177.52	-49.34	-13	-36.34	-69.12	-57.10	4.94	12.70	H
	6903.36	-48.55	-13	-35.55	-69.93	-53.93	6.32	11.70	H
	3451.68	-50.66	-13	-37.66	-66.37	-58.89	4.37	12.6	V
	5177.52	-49.08	-13	-36.08	-69.19	-56.84	4.94	12.7	V
	6903.36	-47.40	-13	-34.40	-68.84	-52.78	6.32	11.7	V
Highest	3481.68	-42.91	-13	-29.91	-58.70	-51.14	4.37	12.60	H
	5222.52	-49.66	-13	-36.66	-69.44	-57.42	4.94	12.70	H
	6963.36	-47.97	-13	-34.97	-69.35	-53.35	6.32	11.70	H
	3481.68	-48.67	-13	-35.67	-64.38	-56.90	4.37	12.6	V
	5222.52	-49.39	-13	-36.39	-69.5	-57.15	4.94	12.7	V
	6963.36	-47.44	-13	-34.44	-68.88	-52.82	6.32	11.7	V

Remark: Spurious emissions within 30-1000MHz were found more than 20dB below limit line.

LTE Band 4 / 20MHz / QPSK / RB Size 1 Offset 0									
Channel	Frequency (MHz)	EIRP (dBm)	Limit (dBm)	Over Limit (dB)	SPA Reading (dBm)	S.G. Power (dBm)	TX Cable loss (dB)	TX Antenna Gain (dBi)	Polarization (H/V)
Lowest	3422.18	-43.70	-13	-30.70	-59.49	-51.93	4.37	12.60	H
	5133.27	-49.05	-13	-36.05	-68.83	-56.81	4.94	12.70	H
	6844.36	-48.75	-13	-35.75	-70.13	-54.13	6.32	11.70	H
	3422.18	-47.92	-13	-34.92	-63.63	-56.15	4.37	12.6	V
	5133.27	-49.45	-13	-36.45	-69.56	-57.21	4.94	12.7	V
	6844.36	-48.39	-13	-35.39	-69.83	-53.77	6.32	11.7	V
Middle	3447.18	-46.00	-13	-33.00	-61.79	-54.23	4.37	12.60	H
	5170.77	-49.48	-13	-36.48	-69.26	-57.24	4.94	12.70	H
	6894.36	-48.19	-13	-35.19	-69.57	-53.57	6.32	11.70	H
	3447.18	-49.81	-13	-36.81	-65.52	-58.04	4.37	12.6	V
	5170.77	-48.06	-13	-35.06	-68.17	-55.82	4.94	12.7	V
	6894.36	-47.90	-13	-34.90	-69.34	-53.28	6.32	11.7	V
Highest	3472.18	-43.54	-13	-30.54	-59.33	-51.77	4.37	12.60	H
	5208.27	-49.91	-13	-36.91	-69.69	-57.67	4.94	12.70	H
	6944.36	-47.44	-13	-34.44	-68.82	-52.82	6.32	11.70	H
	3472.18	-48.60	-13	-35.60	-64.31	-56.83	4.37	12.6	V
	5208.27	-49.49	-13	-36.49	-69.6	-57.25	4.94	12.7	V
	6944.36	-48.18	-13	-35.18	-69.62	-53.56	6.32	11.7	V

Remark: Spurious emissions within 30-1000MHz were found more than 20dB below limit line.

LTE Band 5 / 1.4MHz / QPSK / RB Size 1 Offset 0									
Channel	Frequency (MHz)	ERP (dBm)	Limit (dBm)	Over Limit (dB)	SPA Reading (dBm)	S.G. Power (dBm)	TX Cable loss (dB)	TX Antenna Gain (dBi)	Polarization (H/V)
Lowest	1648.32	-41.74	-13	-28.74	-49.65	-46.15	2.84	9.40	H
	2472.48	-46.13	-13	-33.13	-55.91	-50.88	3.7	10.60	H
	3296.64	-48.16	-13	-35.16	-59.05	-54.24	4.37	12.60	H
	1648.32	-45.68	-13	-32.68	-52.30	-50.09	2.84	9.40	V
	2472.48	-57.43	-13	-44.43	-64.32	-62.18	3.70	10.60	V
	3296.64	-55.94	-13	-42.94	-66.16	-62.02	4.37	12.60	V
Middle	1671.92	-45.38	-13	-32.38	-52.55	-49.79	2.84	9.40	H
	2507.88	-37.89	-13	-24.89	-49.24	-42.64	3.7	10.60	H
	3343.84	-47.90	-13	-34.90	-58.82	-53.98	4.37	12.60	H
	1671.92	-47.50	-13	-34.50	-53.60	-51.91	2.84	9.40	V
	2507.88	-49.17	-13	-36.17	-57.69	-53.92	3.70	10.60	V
	3343.84	-55.78	-13	-42.78	-66.00	-61.86	4.37	12.60	V
Highest	1695.52	-40.90	-13	-27.90	-48.84	-45.31	2.84	9.40	H
	2543.28	-41.31	-13	-28.31	-52.16	-46.06	3.7	10.60	H
	3391.04	-52.35	-13	-39.35	-63.24	-58.43	4.37	12.60	H
	1695.52	-56.35	-13	-43.35	-59.80	-60.76	2.84	9.40	V
	2543.28	-50.38	-13	-37.38	-58.46	-55.13	3.70	10.60	V
	3391.04	-56.82	-13	-43.82	-67.04	-62.90	4.37	12.60	V

Remark: Spurious emissions within 30-1000MHz were found more than 20dB below limit line.

LTE Band 5 / 3MHz / QPSK / RB Size 1 Offset 0									
Channel	Frequency (MHz)	ERP (dBm)	Limit (dBm)	Over Limit (dB)	SPA Reading (dBm)	S.G. Power (dBm)	TX Cable loss (dB)	TX Antenna Gain (dBi)	Polarization (H/V)
Lowest	1648.48	-42.33	-13	-29.33	-50.15	-46.74	2.84	9.40	H
	2472.72	-43.14	-13	-30.14	-53.48	-47.89	3.7	10.60	H
	3296.96	-47.42	-13	-34.42	-58.48	-53.50	4.37	12.60	H
	1648.48	-46.28	-13	-33.28	-52.69	-50.69	2.84	9.40	V
	2472.72	-55.00	-13	-42.00	-61.89	-59.75	3.70	10.60	V
	3296.96	-55.33	-13	-42.33	-65.55	-61.41	4.37	12.60	V
Middle	1670.48	-45.58	-13	-32.58	-52.73	-49.99	2.84	9.40	H
	2505.72	-39.01	-13	-26.01	-50.23	-43.76	3.7	10.60	H
	3340.96	-45.06	-13	-32.06	-56.99	-51.14	4.37	12.60	H
	1670.48	-48.29	-13	-35.29	-54.40	-52.70	2.84	9.40	V
	2505.72	-49.69	-13	-36.69	-58.01	-54.44	3.70	10.60	V
	3340.96	-55.78	-13	-42.78	-66.00	-61.86	4.37	12.60	V
Highest	1692.48	-41.48	-13	-28.48	-49.39	-45.89	2.84	9.40	H
	2538.72	-42.11	-13	-29.11	-52.71	-46.86	3.7	10.60	H
	3384.96	-52.46	-13	-39.46	-63.35	-58.54	4.37	12.60	H
	4231.2	-53.82	-13	-40.82	-66.51	-59.42	4.85	12.60	H
	1692.48	-56.18	-13	-43.18	-59.63	-60.59	2.84	9.40	V
	2538.72	-54.11	-13	-41.11	-61.00	-58.86	3.70	10.60	V
	3384.96	-57.27	-13	-44.27	-67.49	-63.35	4.37	12.60	V
	4231.2	-57.41	-13	-44.41	-69.46	-63.01	4.85	12.60	V

Remark: Spurious emissions within 30-1000MHz were found more than 20dB below limit line.

LTE Band 5 / 5MHz / QPSK / RB Size 1 Offset 0									
Channel	Frequency (MHz)	ERP (dBm)	Limit (dBm)	Over Limit (dB)	SPA Reading (dBm)	S.G. Power (dBm)	TX Cable loss (dB)	TX Antenna Gain (dBi)	Polarization (H/V)
Lowest	1648.68	-41.70	-13	-28.70	-49.61	-46.11	2.84	9.40	H
	2473.02	-43.20	-13	-30.20	-53.54	-47.95	3.7	10.60	H
	3297.36	-47.71	-13	-34.71	-58.69	-53.79	4.37	12.60	H
	4121.7	-53.43	-13	-40.43	-66.12	-59.03	4.85	12.60	H
	1648.68	-47.01	-13	-34.01	-53.01	-51.42	2.84	9.40	V
	2473.02	-56.81	-13	-43.81	-63.70	-61.56	3.70	10.60	V
	3297.36	-56.00	-13	-43.00	-66.22	-62.08	4.37	12.60	V
	4121.7	-57.06	-13	-44.06	-69.11	-62.66	4.85	12.60	V
Middle	1668.68	-47.53	-13	-34.53	-54.20	-51.94	2.84	9.40	H
	2503.02	-41.01	-13	-28.01	-51.95	-45.76	3.7	10.60	H
	3337.36	-49.90	-13	-36.90	-60.79	-55.98	4.37	12.60	H
	1668.68	-53.18	-13	-40.18	-57.57	-57.59	2.84	9.40	V
	2503.02	-51.87	-13	-38.87	-59.29	-56.62	3.70	10.60	V
	3337.36	-57.35	-13	-44.35	-67.57	-63.43	4.37	12.60	V
Highest	1688.68	-45.31	-13	-32.31	-52.49	-49.72	2.84	9.40	H
	2533.02	-45.24	-13	-32.24	-54.83	-49.99	3.7	10.60	H
	3377.36	-49.37	-13	-36.37	-60.26	-55.45	4.37	12.60	H
	4221.7	-53.44	-13	-40.44	-66.13	-59.04	4.85	12.60	H
	1688.68	-48.85	-13	-35.85	-54.76	-53.26	2.84	9.40	V
	2533.02	-56.79	-13	-43.79	-63.68	-61.54	3.70	10.60	V
	3377.36	-57.19	-13	-44.19	-67.41	-63.27	4.37	12.60	V
	4221.7	-57.65	-13	-44.65	-69.70	-63.25	4.85	12.60	V

Remark: Spurious emissions within 30-1000MHz were found more than 20dB below limit line.

LTE Band 5 / 10MHz / QPSK / RB Size 1 Offset 0									
Channel	Frequency (MHz)	ERP (dBm)	Limit (dBm)	Over Limit (dB)	SPA Reading (dBm)	S.G. Power (dBm)	TX Cable loss (dB)	TX Antenna Gain (dBi)	Polarization (H/V)
Lowest	1649.18	-43.47	-13	-30.47	-51.03	-47.88	2.84	9.40	H
	2473.77	-46.80	-13	-33.80	-56.26	-51.55	3.7	10.60	H
	3298.36	-48.28	-13	-35.28	-59.17	-54.36	4.37	12.60	H
	1649.18	-47.64	-13	-34.64	-53.78	-52.05	2.84	9.40	V
	2473.77	-58.17	-13	-45.17	-65.06	-62.92	3.70	10.60	V
	3298.36	-56.22	-13	-43.22	-66.44	-62.30	4.37	12.60	V
Middle	1664.18	-50.98	-13	-37.98	-56.77	-55.39	2.84	9.40	H
	2496.27	-42.38	-13	-29.38	-52.90	-47.13	3.7	10.60	H
	3328.36	-52.25	-13	-39.25	-63.14	-58.33	4.37	12.60	H
	1664.18	-56.18	-13	-43.18	-59.63	-60.59	2.84	9.40	V
	2496.27	-55.93	-13	-42.93	-62.82	-60.68	3.70	10.60	V
	3328.36	-57.69	-13	-44.69	-67.91	-63.77	4.37	12.60	V
Highest	1679.18	-41.66	-13	-28.66	-49.57	-46.07	2.84	9.40	H
	2518.77	-38.54	-13	-25.54	-49.81	-43.29	3.7	10.60	H
	3358.36	-43.26	-13	-30.26	-55.73	-49.34	4.37	12.60	H
	1679.18	-44.41	-13	-31.41	-51.31	-48.82	2.84	9.40	V
	2518.77	-49.21	-13	-36.21	-57.71	-53.96	3.70	10.60	V
	3358.36	-53.38	-13	-40.38	-63.60	-59.46	4.37	12.60	V

Remark: Spurious emissions within 30-1000MHz were found more than 20dB below limit line.

LTE Band 7 / 5MHz / QPSK / RB Size 1 Offset 0									
Channel	Frequency (MHz)	EIRP (dBm)	Limit (dBm)	Over Limit (dB)	SPA Reading (dBm)	S.G. Power (dBm)	TX Cable loss (dB)	TX Antenna Gain (dBi)	Polarization (H/V)
Middle	5065.68	-61.73	-25	-36.73	-79.65	-69.49	4.94	12.70	H
	7598.52	-56.49	-25	-31.49	-80.73	-61.23	6.56	11.30	H
	10131.36	-53.77	-25	-28.77	-81.89	-58.21	7.66	12.10	H
	5065.68	-60.36	-25	-35.36	-79.21	-68.12	4.94	12.70	V
	7598.52	-57.29	-25	-32.29	-80.66	-62.03	6.56	11.30	V
	10131.36	-55.78	-25	-30.78	-82.05	-60.22	7.66	12.10	V

Remark: Spurious emissions within 30-1000MHz were found more than 20dB below limit line.

LTE Band 7 / 10MHz / QPSK / RB Size 1 Offset 0									
Channel	Frequency (MHz)	EIRP (dBm)	Limit (dBm)	Over Limit (dB)	SPA Reading (dBm)	S.G. Power (dBm)	TX Cable loss (dB)	TX Antenna Gain (dBi)	Polarization (H/V)
Middle	5061.18	-61.10	-25	-36.10	-79.02	-68.86	4.94	12.70	H
	7591.77	-56.50	-25	-31.50	-80.74	-61.24	6.56	11.30	H
	10122.36	-53.93	-25	-28.93	-82.05	-58.37	7.66	12.10	H
	5061.18	-60.45	-25	-35.45	-79.3	-68.21	4.94	12.70	V
	7591.77	-56.85	-25	-31.85	-80.22	-61.59	6.56	11.30	V
	10122.36	-55.90	-25	-30.90	-82.17	-60.34	7.66	12.10	V

Remark: Spurious emissions within 30-1000MHz were found more than 20dB below limit line.

LTE Band 7 / 15MHz / QPSK / RB Size 1 Offset 0									
Channel	Frequency (MHz)	EIRP (dBm)	Limit (dBm)	Over Limit (dB)	SPA Reading (dBm)	S.G. Power (dBm)	TX Cable loss (dB)	TX Antenna Gain (dBi)	Polarization (H/V)
Middle	5056.68	-61.54	-25	-36.54	-79.46	-69.30	4.94	12.70	H
	7585.02	-56.42	-25	-31.42	-80.66	-61.16	6.56	11.30	H
	10113.36	-54.07	-25	-29.07	-82.19	-58.51	7.66	12.10	H
	5056.68	-59.85	-25	-34.85	-78.7	-67.61	4.94	12.70	V
	7585.02	-56.92	-25	-31.92	-80.29	-61.66	6.56	11.30	V
	10113.36	-55.73	-25	-30.73	-82	-60.17	7.66	12.10	V

Remark: Spurious emissions within 30-1000MHz were found more than 20dB below limit line.

LTE Band 7 / 20MHz / QPSK / RB Size 1 Offset 0									
Channel	Frequency (MHz)	EIRP (dBm)	Limit (dBm)	Over Limit (dB)	SPA Reading (dBm)	S.G. Power (dBm)	TX Cable loss (dB)	TX Antenna Gain (dBi)	Polarization (H/V)
Middle	5052.18	-61.68	-25	-36.68	-79.60	-69.44	4.94	12.70	H
	7578.27	-56.33	-25	-31.33	-80.57	-61.07	6.56	11.30	H
	10104.36	-54.11	-25	-29.11	-82.23	-58.55	7.66	12.10	H
	5052.18	-60.29	-25	-35.29	-79.14	-68.05	4.94	12.70	V
	7578.27	-56.69	-25	-31.69	-80.06	-61.43	6.56	11.30	V
	10104.36	-55.98	-25	-30.98	-82.25	-60.42	7.66	12.10	V

Remark: Spurious emissions within 30-1000MHz were found more than 20dB below limit line.

LTE Band 12 / 1.4MHz / QPSK / RB Size 1 Offset 0									
Channel	Frequency (MHz)	ERP (dBm)	Limit (dBm)	Over Limit (dB)	SPA Reading (dBm)	S.G. Power (dBm)	TX Cable loss (dB)	TX Antenna Gain (dBi)	Polarization (H/V)
Lowest	1398.14	-61.24	-13	-48.24	-65.91	-65.65	2.84	9.40	H
	2097.21	-60.59	-13	-47.59	-68.00	-65.34	3.7	10.60	H
	2796.28	-57.05	-13	-44.05	-67.94	-63.13	4.37	12.60	H
	1398.14	-62.25	-13	-49.25	-65.70	-66.66	2.84	9.40	V
	2097.21	-60.41	-13	-47.41	-67.30	-65.16	3.70	10.60	V
	2796.28	-58.44	-13	-45.44	-68.66	-64.52	4.37	12.60	V
Middle	1413.74	-60.83	-13	-47.83	-65.50	-65.24	2.84	9.40	H
	2120.61	-60.30	-13	-47.30	-67.71	-65.05	3.7	10.60	H
	2827.48	-57.02	-13	-44.02	-67.91	-63.10	4.37	12.60	H
	1413.74	-62.10	-13	-49.10	-65.55	-66.51	2.84	9.40	V
	2120.61	-60.61	-13	-47.61	-67.50	-65.36	3.70	10.60	V
	2827.48	-57.91	-13	-44.91	-68.13	-63.99	4.37	12.60	V
Highest	1429.34	-61.32	-13	-48.32	-65.99	-65.73	2.84	9.40	H
	2144.01	-59.34	-13	-46.34	-66.75	-64.09	3.7	10.60	H
	2858.68	-56.40	-13	-43.40	-67.29	-62.48	4.37	12.60	H
	1429.34	-61.89	-13	-48.89	-65.34	-66.30	2.84	9.40	V
	2144.01	-60.52	-13	-47.52	-67.41	-65.27	3.70	10.60	V
	2858.68	-57.44	-13	-44.44	-67.66	-63.52	4.37	12.60	V

Remark: Spurious emissions within 30-1000MHz were found more than 20dB below limit line.

LTE Band 12 / 3MHz / QPSK / RB Size 1 Offset 0									
Channel	Frequency (MHz)	ERP (dBm)	Limit (dBm)	Over Limit (dB)	SPA Reading (dBm)	S.G. Power (dBm)	TX Cable loss (dB)	TX Antenna Gain (dBi)	Polarization (H/V)
Lowest	1398.3	-60.78	-13	-47.78	-65.45	-65.19	2.84	9.40	H
	2097.45	-60.16	-13	-47.16	-67.57	-64.91	3.7	10.60	H
	2796.6	-57.66	-13	-44.66	-68.55	-63.74	4.37	12.60	H
	1398.3	-62.07	-13	-49.07	-65.52	-66.48	2.84	9.40	V
	2097.45	-60.87	-13	-47.87	-67.76	-65.62	3.70	10.60	V
	2796.6	-58.17	-13	-45.17	-68.39	-64.25	4.37	12.60	V
Middle	1412.3	-60.34	-13	-47.34	-65.01	-64.75	2.84	9.40	H
	2118.45	-59.79	-13	-46.79	-67.20	-64.54	3.7	10.60	H
	2824.6	-56.63	-13	-43.63	-67.52	-62.71	4.37	12.60	H
	1412.3	-61.34	-13	-48.34	-64.79	-65.75	2.84	9.40	V
	2118.45	-60.99	-13	-47.99	-67.88	-65.74	3.70	10.60	V
	2824.6	-58.21	-13	-45.21	-68.43	-64.29	4.37	12.60	V
Highest	1427	-61.32	-13	-48.32	-65.99	-65.73	2.84	9.40	H
	2140.5	-61.36	-13	-48.36	-68.77	-66.11	3.7	10.60	H
	2854	-57.15	-13	-44.15	-68.04	-63.23	4.37	12.60	H
	1427	-62.19	-13	-49.19	-65.64	-66.60	2.84	9.40	V
	2140.5	-61.35	-13	-48.35	-68.24	-66.10	3.70	10.60	V
	2854	-58.37	-13	-45.37	-68.59	-64.45	4.37	12.60	V

Remark: Spurious emissions within 30-1000MHz were found more than 20dB below limit line.

LTE Band 12 / 5MHz / QPSK / RB Size 1 Offset 0									
Channel	Frequency (MHz)	ERP (dBm)	Limit (dBm)	Over Limit (dB)	SPA Reading (dBm)	S.G. Power (dBm)	TX Cable loss (dB)	TX Antenna Gain (dBi)	Polarization (H/V)
Lowest	1398.5	-60.38	-13	-47.38	-65.05	-64.79	2.84	9.40	H
	2097.75	-60.44	-13	-47.44	-67.85	-65.19	3.7	10.60	H
	2797	-56.56	-13	-43.56	-67.45	-62.64	4.37	12.60	H
	1398.5	-61.61	-13	-48.61	-65.06	-66.02	2.84	9.40	V
	2097.75	-60.86	-13	-47.86	-67.75	-65.61	3.70	10.60	V
	2797	-58.22	-13	-45.22	-68.44	-64.30	4.37	12.60	V
Middle	1410.5	-60.91	-13	-47.91	-65.58	-65.32	2.84	9.40	H
	2115.75	-60.24	-13	-47.24	-67.65	-64.99	3.7	10.60	H
	2821	-57.23	-13	-44.23	-68.12	-63.31	4.37	12.60	H
	1410.5	-61.75	-13	-48.75	-65.20	-66.16	2.84	9.40	V
	2115.75	-60.38	-13	-47.38	-67.27	-65.13	3.70	10.60	V
	2821	-57.22	-13	-44.22	-67.44	-63.30	4.37	12.60	V
Highest	1422.5	-60.70	-13	-47.70	-65.37	-65.11	2.84	9.40	H
	2133.75	-60.74	-13	-47.74	-68.15	-65.49	3.7	10.60	H
	2845	-56.46	-13	-43.46	-67.35	-62.54	4.37	12.60	H
	1422.5	-60.96	-13	-47.96	-64.41	-65.37	2.84	9.40	V
	2133.75	-60.87	-13	-47.87	-67.76	-65.62	3.70	10.60	V
	2845	-57.48	-13	-44.48	-67.70	-63.56	4.37	12.60	V

Remark: Spurious emissions within 30-1000MHz were found more than 20dB below limit line.

LTE Band 12 / 10MHz / QPSK / RB Size 1 Offset 0									
Channel	Frequency (MHz)	ERP (dBm)	Limit (dBm)	Over Limit (dB)	SPA Reading (dBm)	S.G. Power (dBm)	TX Cable loss (dB)	TX Antenna Gain (dBi)	Polarization (H/V)
Lowest	1399	-61.03	-13	-48.03	-65.70	-65.44	2.84	9.40	H
	2098.5	-60.59	-13	-47.59	-68.00	-65.34	3.7	10.60	H
	2798	-57.38	-13	-44.38	-68.27	-63.46	4.37	12.60	H
	1399	-61.83	-13	-48.83	-65.28	-66.24	2.84	9.40	V
	2098.5	-60.50	-13	-47.50	-67.39	-65.25	3.70	10.60	V
	2798	-57.76	-13	-44.76	-67.98	-63.84	4.37	12.60	V
Middle	1406	-60.38	-13	-47.38	-65.05	-64.79	2.84	9.40	H
	2109	-59.76	-13	-46.76	-67.17	-64.51	3.7	10.60	H
	2812	-57.32	-13	-44.32	-68.21	-63.40	4.37	12.60	H
	1406	-61.36	-13	-48.36	-64.81	-65.77	2.84	9.40	V
	2109	-61.21	-13	-48.21	-68.10	-65.96	3.70	10.60	V
	2812	-57.87	-13	-44.87	-68.09	-63.95	4.37	12.60	V
Highest	1413	-61.11	-13	-48.11	-65.78	-65.52	2.84	9.40	H
	2119.5	-60.10	-13	-47.10	-67.51	-64.85	3.7	10.60	H
	2826	-57.14	-13	-44.14	-68.03	-63.22	4.37	12.60	H
	1413	-62.33	-13	-49.33	-65.78	-66.74	2.84	9.40	V
	2119.5	-60.71	-13	-47.71	-67.60	-65.46	3.70	10.60	V
	2826	-57.71	-13	-44.71	-67.93	-63.79	4.37	12.60	V

Spurious emissions within 30-1000MHz were found more than 20dB below limit line.

LTE Band 17 / 5MHz / QPSK / RB Size 1 Offset 0									
Channel	Frequency (MHz)	ERP (dBm)	Limit (dBm)	Over Limit (dB)	SPA Reading (dBm)	S.G. Power (dBm)	TX Cable loss (dB)	TX Antenna Gain (dBi)	Polarization (H/V)
Lowest	1408.68	-56.72	-13	-43.72	-61.39	-61.13	2.84	9.40	H
	2113.02	-35.51	-13	-22.51	-47.10	-40.26	3.7	10.60	H
	2817.36	-55.24	-13	-42.24	-66.13	-61.32	4.37	12.60	H
	3521.7	-47.90	-13	-34.90	-60.59	-53.50	4.85	12.60	H
	1408.68	-59.87	-13	-46.87	-63.32	-64.28	2.84	9.40	V
	2113.02	-38.48	-13	-25.48	-49.41	-43.23	3.70	10.60	V
	2817.36	-56.16	-13	-43.16	-66.38	-62.24	4.37	12.60	V
	3521.7	-50.41	-13	-37.41	-62.46	-56.01	4.85	12.60	V
Middle	1415.68	-55.21	-13	-42.21	-59.88	-59.62	2.84	9.40	H
	2123.58	-37.96	-13	-24.96	-49.29	-42.71	3.7	10.60	H
	2831.36	-56.30	-13	-43.30	-67.19	-62.38	4.37	12.60	H
	3539.2	-49.43	-13	-36.43	-62.12	-55.03	4.85	12.60	H
	1415.68	-58.45	-13	-45.45	-61.90	-62.86	2.84	9.40	V
	2123.58	-37.56	-13	-24.56	-48.59	-42.31	3.70	10.60	V
	2831.36	-55.87	-13	-42.87	-66.09	-61.95	4.37	12.60	V
	3539.2	-50.88	-13	-37.88	-62.93	-56.48	4.85	12.60	V
Highest	1422.68	-57.65	-13	-44.65	-62.32	-62.06	2.84	9.40	H
	2134.02	-36.91	-13	-23.91	-48.45	-41.66	3.7	10.60	H
	2845.36	-56.89	-13	-43.89	-67.78	-62.97	4.37	12.60	H
	3556.7	-49.91	-13	-36.91	-62.60	-55.51	4.85	12.60	H
	1422.68	-59.24	-13	-46.24	-62.69	-63.65	2.84	9.40	V
	2134.02	-38.79	-13	-25.79	-49.69	-43.54	3.70	10.60	V
	2845.36	-57.19	-13	-44.19	-67.41	-63.27	4.37	12.60	V
	3556.7	-52.37	-13	-39.37	-64.42	-57.97	4.85	12.60	V

Remark: Spurious emissions within 30-1000MHz were found more than 20dB below limit line.

LTE Band 17 / 10MHz / QPSK / RB Size 1 Offset 0									
Channel	Frequency (MHz)	ERP (dBm)	Limit (dBm)	Over Limit (dB)	SPA Reading (dBm)	S.G. Power (dBm)	TX Cable loss (dB)	TX Antenna Gain (dBi)	Polarization (H/V)
Lowest	1409.18	-56.81	-13	-43.81	-61.48	-61.22	2.84	9.40	H
	2113.77	-38.51	-13	-25.51	-49.78	-43.26	3.7	10.60	H
	2818.36	-56.54	-13	-43.54	-67.43	-62.62	4.37	12.60	H
	3522.95	-49.33	-13	-36.33	-62.02	-54.93	4.85	12.60	H
	1409.18	-59.74	-13	-46.74	-63.19	-64.15	2.84	9.40	V
	2113.77	-40.29	-13	-27.29	-51.03	-45.04	3.70	10.60	V
	2818.36	-57.85	-13	-44.85	-68.07	-63.93	4.37	12.60	V
	3522.95	-49.82	-13	-36.82	-61.87	-55.42	4.85	12.60	V
Middle	1411.18	-55.11	-13	-42.11	-59.78	-59.52	2.84	9.40	H
	2116.77	-40.01	-13	-27.01	-50.94	-44.76	3.7	10.60	H
	2822.36	-56.55	-13	-43.55	-67.44	-62.63	4.37	12.60	H
	3527.95	-47.60	-13	-34.60	-60.29	-53.20	4.85	12.60	H
	1411.18	-59.11	-13	-46.11	-62.56	-63.52	2.84	9.40	V
	2116.77	-42.18	-13	-29.18	-52.43	-46.93	3.70	10.60	V
	2822.36	-56.69	-13	-43.69	-66.91	-62.77	4.37	12.60	V
	3527.95	-51.68	-13	-38.68	-63.73	-57.28	4.85	12.60	V
Highest	1413.18	-57.25	-13	-44.25	-61.92	-61.66	2.84	9.40	H
	2119.77	-39.88	-13	-26.88	-50.85	-44.63	3.7	10.60	H
	2826.36	-56.93	-13	-43.93	-67.82	-63.01	4.37	12.60	H
	3532.95	-48.87	-13	-35.87	-61.56	-54.47	4.85	12.60	H
	1413.18	-60.01	-13	-47.01	-63.46	-64.42	2.84	9.40	V
	2119.77	-40.74	-13	-27.74	-51.40	-45.49	3.70	10.60	V
	2826.36	-56.78	-13	-43.78	-67.00	-62.86	4.37	12.60	V
	3532.95	-51.95	-13	-38.95	-64.00	-57.55	4.85	12.60	V

Remark: Spurious emissions within 30-1000MHz were found more than 20dB below limit line.

LTE Band 38 / 5MHz / QPSK / RB Size 1 Offset 0									
Channel	Frequency (MHz)	EIRP (dBm)	Limit (dBm)	Over Limit (dB)	SPA Reading (dBm)	S.G. Power (dBm)	TX Cable loss (dB)	TX Antenna Gain (dBi)	Polarization (H/V)
Middle	5185.50	-63.12	-25	-38.12	-81.04	-70.88	4.94	12.70	H
	7778.25	-57.76	-25	-32.76	-82.00	-62.50	6.56	11.30	H
	10371.00	-56.31	-25	-31.31	-84.43	-60.75	7.66	12.10	H
	5185.50	-62.21	-25	-37.21	-81.06	-69.97	4.94	12.70	V
	7778.25	-58.48	-25	-33.48	-81.85	-63.22	6.56	11.30	V
	10371.00	-58.13	-25	-33.13	-84.4	-62.57	7.66	12.10	V

Remark: Spurious emissions within 30-1000MHz were found more than 20dB below limit line.

LTE Band 38 / 10MHz / QPSK / RB Size 1 Offset 0									
Channel	Frequency (MHz)	EIRP (dBm)	Limit (dBm)	Over Limit (dB)	SPA Reading (dBm)	S.G. Power (dBm)	TX Cable loss (dB)	TX Antenna Gain (dBi)	Polarization (H/V)
Middle	5181.00	-63.02	-25	-38.02	-80.94	-70.78	4.94	12.70	H
	7771.50	-57.06	-25	-32.06	-81.30	-61.80	6.56	11.30	H
	10362.00	-56.31	-25	-31.31	-84.43	-60.75	7.66	12.10	H
	5181.00	-62.29	-25	-37.29	-81.14	-70.05	4.94	12.70	V
	7771.50	-57.75	-25	-32.75	-81.12	-62.49	6.56	11.30	V
	10362.00	-57.66	-25	-32.66	-83.93	-62.10	7.66	12.10	V

Remark: Spurious emissions within 30-1000MHz were found more than 20dB below limit line.

LTE Band 38 / 15MHz / QPSK / RB Size 1 Offset 0									
Channel	Frequency (MHz)	EIRP (dBm)	Limit (dBm)	Over Limit (dB)	SPA Reading (dBm)	S.G. Power (dBm)	TX Cable loss (dB)	TX Antenna Gain (dBi)	Polarization (H/V)
Middle	5176.50	-62.93	-25	-37.93	-80.85	-70.69	4.94	12.70	H
	7764.75	-57.46	-25	-32.46	-81.70	-62.20	6.56	11.30	H
	10353.00	-56.04	-25	-31.04	-84.16	-60.48	7.66	12.10	H
	5176.50	-62.33	-25	-37.33	-81.18	-70.09	4.94	12.70	V
	7764.75	-58.11	-25	-33.11	-81.48	-62.85	6.56	11.30	V
	10353.00	-58.08	-25	-33.08	-84.35	-62.52	7.66	12.10	V

Remark: Spurious emissions within 30-1000MHz were found more than 20dB below limit line.

LTE Band 38 / 20MHz / QPSK / RB Size 1 Offset 0									
Channel	Frequency (MHz)	EIRP (dBm)	Limit (dBm)	Over Limit (dB)	SPA Reading (dBm)	S.G. Power (dBm)	TX Cable loss (dB)	TX Antenna Gain (dBi)	Polarization (H/V)
Middle	5172.00	-63.14	-25	-38.14	-81.06	-70.90	4.94	12.70	H
	7758.00	-57.62	-25	-32.62	-81.86	-62.36	6.56	11.30	H
	10344.00	-56.27	-25	-31.27	-84.39	-60.71	7.66	12.10	H
	5172.00	-62.28	-25	-37.28	-81.13	-70.0356	4.94	12.70	V
	7758.00	-57.99	-25	-32.99	-81.36	-62.7256	6.56	11.30	V
	10344.00	-57.82	-25	-32.82	-84.09	-62.2556	7.66	12.10	V

Remark: Spurious emissions within 30-1000MHz were found more than 20dB below limit line.