Innovative **Technology**
for a **Connected** World

4G/3G Multiband Phantom® Antenna

TRA6927M3

4G/3G PHANTOM® ANTENNA IDEAL FOR 700/806/850/1800/1900/2100/2300/2500/2600 MHZ APPLICATIONS

Laird Technologies' unique Phantom® antenna operates simultaneously in the 698-960 MHz and 1700-2700 MHz bands, making it ideal for 4G/3G applications. The mechanically robust design is suitable for both indoor and outdoor applications with wide bandwidth and a low angle radiation pattern that is superior to traditional gain antennas in most applications. The antenna is ideal for both ceiling and surface mount applications.

The industry standard NMO mounting socket mates with all Laird Technologies' magnetic, trunk lid and hole mount configurations. A threaded permanent stud mount model is also available for vandal resistant mounting on brackets, panels, ceilings or any other kind of housing.

FEATURES ✓RoHS

- Mechanically robust for both Indoor/Outdoor applications
- Applicable for both 3G and 4G application
- Domestic LTE 700 band and Global LTE 2600 band
- WiMAX 2300/2500/2600 bands
- Domestic Cellular and Global GSM
- Phantom out-performs a 3 dBi whip in many applications

MARKETS

- Public Safety
- Cellular
- M2M
- Utilities
- Data transport
- Transportation
- IBW

global solutions: local support™

Americas: +1.847 839.6907
IAS-AmericasEastSales@lairdtech.com

Europe: +1.32.80.7866.12
IAS-EUSales@lairdtech.com

Asia: +1.65.6.243.8022
IAS-AsiaSales@lairdtech.com

www.lairdtech.com

Laird TECHNOLOGIES®

Innovative **Technology** for a **Connected** World

4G/3G Multiband Phantom® Antenna

TRA6927M3

ANTENNA PATTERNS

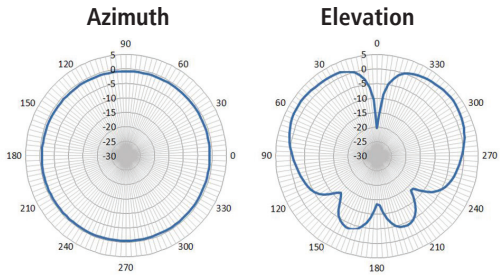

750 MHz

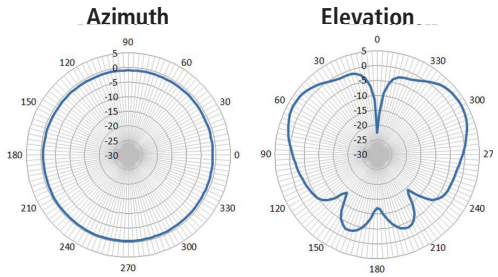

849 MHz

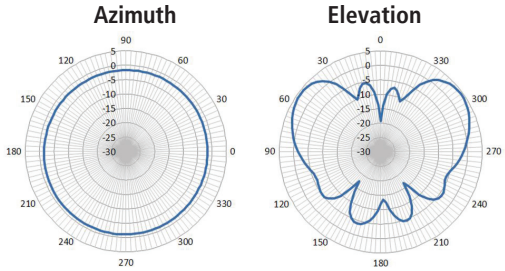

960 MHz

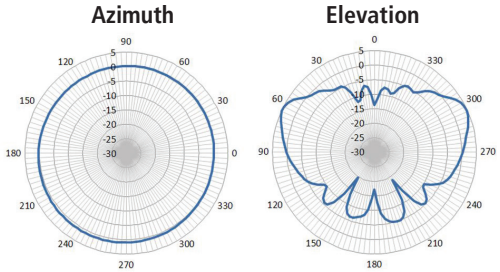

1710 MHz

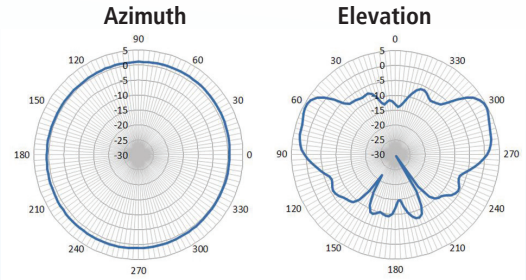

1950 MHz

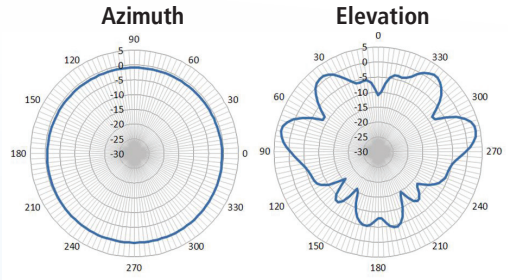

2700 MHz

Laird TECHNOLOGIES®

Innovative **Technology** for a **Connected** World

4G/3G Multiband Phantom® Antenna

TRA6927M3

SPECIFICATIONS

ELECTRICAL	
Frequency Range	698-960 MHz, 1710-2700 MHz
VSWR	
698-806 MHz	< 2.5: 1.0
806-960 MHz	< 2.0: 1.0
1710-2110 MHz	< 2.0: 1.0
2110- 2170 MHz	< 2.5: 1.0
2300- 2700 MHz	< 2.0: 1.0
Nominal Peak Gain	
698-960 MHz	3.5 dBi
1710-1990 MHz	5.5 dBi
2100-2700 MHz	4.6 dBi
Average Efficiency	
698-960 MHz	90% (max: 96%)
1710-1990 MHz	91% (max: 95%)
2100-2700 MHz	80% (max: 86%)
Polarization	Vertical
Pattern	Omnidirectional
Input Impedance	50 Ω
Maximum Power	100 W
Cable & Mount	MB195 (Sold Separately)
Terminations	NMO or P-Mount w/Type N(f)

MECHANICAL	
Color	Black or white available
Radome Material	High Heat ABS
Dimensions (Ht. x dia.)	3.3" (8.38 cm) x 1.44" (3.65 cm)
Operating Temperature	-40° C to 85°C

MODEL AND ORDERING INFORMATION

MODEL	DESCRIPTION	COLOR	RADOME HEIGHT	WEIGHT CONNECTOR
TRA6927M3PB-001	4G/3G Phantom®	Black	3.30"	0.38 lbs Type N(f)
TRA6927M3NB-001	4G/3G Phantom®	Black	3.30"	0.28 lbs NMO
TRA6927M3PW-001	4G/3G Phantom®	White	3.30"	0.38 lbs Type N(f)
TRA6927M3NW-001	4G/3G Phantom®	White	3.30"	0.28 lbs NMO

Permanent Mounting Option:
The letter "P" in the above part numbers indicates a permanent mounting option

Any information furnished by Laird Technologies, Inc. and its agents is believed to be accurate and reliable. All specifications are subject to change without notice. Responsibility for the use and application of Laird Technologies materials rests with the end user. Laird Technologies makes no warranties as to the fitness, merchantability, suitability or non-infringement of any Laird Technologies materials or products for any specific or general uses. Laird Technologies shall not be liable for incidental or consequential damages of any kind. All Laird Technologies products are sold pursuant to the Laird Technologies' Terms and Conditions of sale in effect from time to time, a copy of which will be furnished upon request. © Copyright 2012 Laird Technologies, Inc. All Rights Reserved. Laird, Laird Technologies, the Laird Technologies Logo, and other marks are trade marks or registered trade marks of Laird Technologies, Inc. or an affiliate company thereof. Other product or service names may be the property of third parties. Nothing herein provides a license under any Laird Technologies or any third party intellectual property rights.