WCDMA Band IV (RMC 12.2Kbps)	
Lowest Band Edge	**Highest Band Edge**

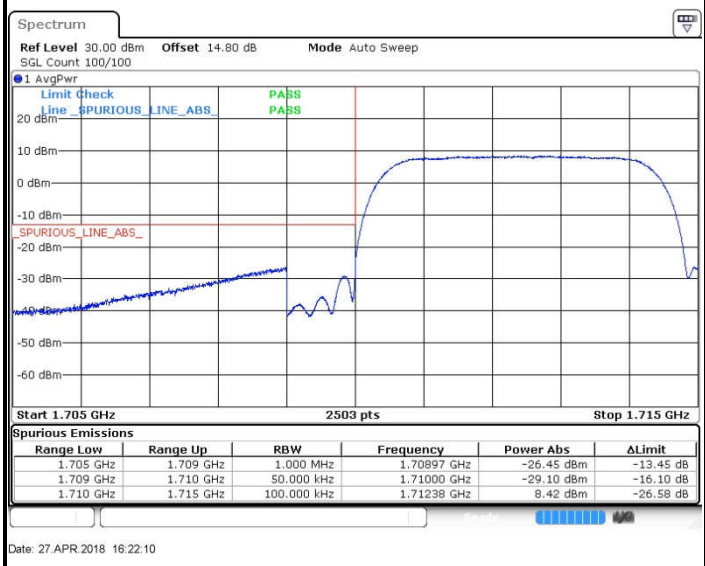

Spurious Emissions

Range Low	Range Up	RBW	Frequency	Power Abs	ΔLimit
1.705 GHz	1.709 GHz	1.000 MHz	1.70897 GHz	-26.45 dBm	-13.45 dB
1.709 GHz	1.710 GHz	50.000 kHz	1.71000 GHz	-29.10 dBm	-16.10 dB
1.710 GHz	1.715 GHz	100.000 kHz	1.71238 GHz	8.42 dBm	-26.58 dB

Date: 27.APR.2018 16:22:10

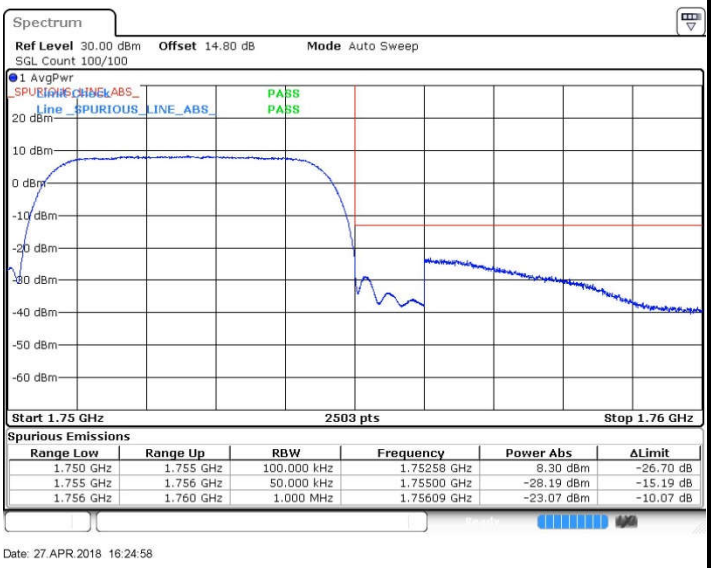

Spurious Emissions

Range Low	Range Up	RBW	Frequency	Power Abs	ΔLimit
1.750 GHz	1.755 GHz	100.000 kHz	1.75258 GHz	8.30 dBm	-26.70 dB
1.755 GHz	1.756 GHz	50.000 kHz	1.75500 GHz	-28.19 dBm	-15.19 dB
1.756 GHz	1.760 GHz	1.000 MHz	1.75609 GHz	-23.07 dBm	-10.07 dB

Date: 27.APR.2018 16:24:58

Conducted Spurious Emission

GSM850 (GSM)

Lowest Channel

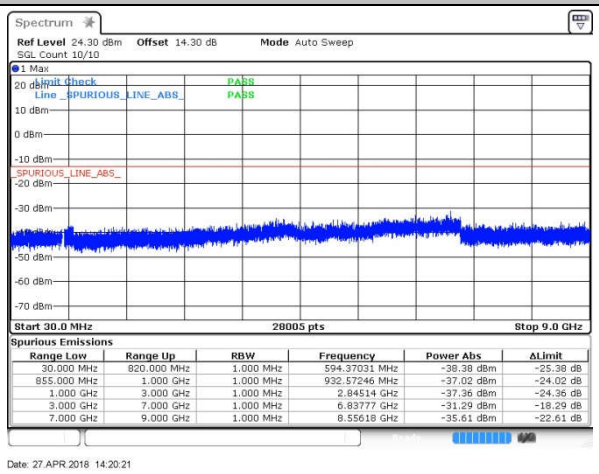

Spurious Emissions

Range Low	Range Up	RBW	Frequency	Power Abs	ΔLimit
30.000 MHz	820.000 MHz	1.000 MHz	594.37031 MHz	-38.38 dBm	-25.38 dB
855.000 MHz	1.000 GHz	1.000 MHz	932.57246 MHz	-37.02 dBm	-24.02 dB
1.000 GHz	3.000 GHz	1.000 MHz	2.84514 GHz	-37.36 dBm	-24.36 dB
3.000 GHz	7.000 GHz	1.000 MHz	6.83777 GHz	-31.29 dBm	-18.29 dB
7.000 GHz	9.000 GHz	1.000 MHz	8.55618 GHz	-35.61 dBm	-22.61 dB

Date: 27.APR.2018 14:20:21

GSM850 (EDGE class 8)

Lowest Channel

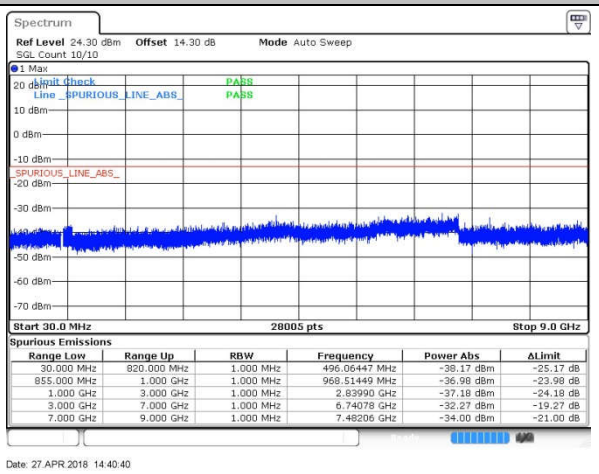

Spurious Emissions

Range Low	Range Up	RBW	Frequency	Power Abs	ΔLimit
30.000 MHz	820.000 MHz	1.000 MHz	496.06447 MHz	-38.17 dBm	-25.17 dB
855.000 MHz	1.000 GHz	1.000 MHz	968.51449 MHz	-36.98 dBm	-23.98 dB
1.000 GHz	3.000 GHz	1.000 MHz	2.83990 GHz	-37.18 dBm	-24.18 dB
3.000 GHz	7.000 GHz	1.000 MHz	6.74078 GHz	-32.27 dBm	-19.27 dB
7.000 GHz	9.000 GHz	1.000 MHz	7.48206 GHz	-34.00 dBm	-21.00 dB

Date: 27.APR.2018 14:40:40

Middle Channel

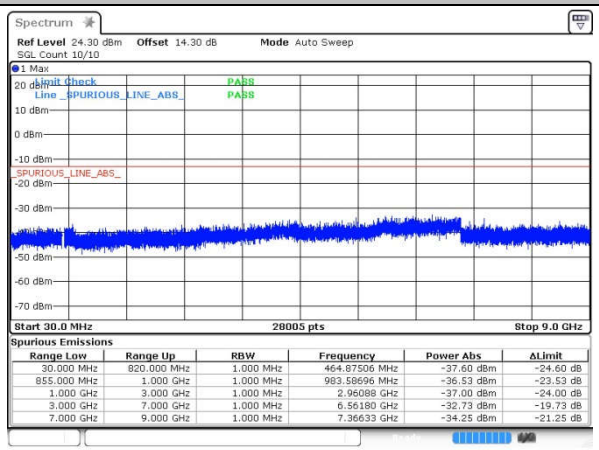

Spurious Emissions

Range Low	Range Up	RBW	Frequency	Power Abs	ΔLimit
30.000 MHz	820.000 MHz	1.000 MHz	464.87506 MHz	-37.60 dBm	-24.60 dB
855.000 MHz	1.000 GHz	1.000 MHz	983.58696 MHz	-36.53 dBm	-23.53 dB
1.000 GHz	3.000 GHz	1.000 MHz	2.96088 GHz	-37.00 dBm	-24.00 dB
3.000 GHz	7.000 GHz	1.000 MHz	6.56180 GHz	-32.73 dBm	-19.73 dB
7.000 GHz	9.000 GHz	1.000 MHz	7.36633 GHz	-34.25 dBm	-21.25 dB

Date: 27.APR.2018 14:21:43

Middle Channel

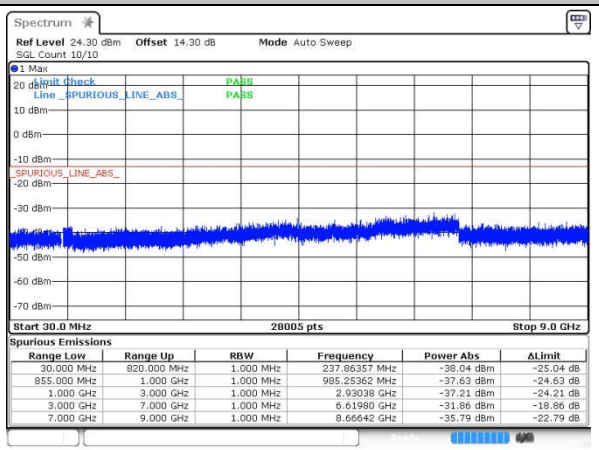

Spurious Emissions

Range Low	Range Up	RBW	Frequency	Power Abs	ΔLimit
30.000 MHz	820.000 MHz	1.000 MHz	237.86357 MHz	-38.04 dBm	-25.04 dB
855.000 MHz	1.000 GHz	1.000 MHz	985.25362 MHz	-37.63 dBm	-24.63 dB
1.000 GHz	3.000 GHz	1.000 MHz	2.93038 GHz	-37.21 dBm	-24.21 dB
3.000 GHz	7.000 GHz	1.000 MHz	6.61980 GHz	-31.86 dBm	-18.86 dB
7.000 GHz	9.000 GHz	1.000 MHz	8.66642 GHz	-35.79 dBm	-22.79 dB

Date: 27.APR.2018 14:42:00

Highest Channel

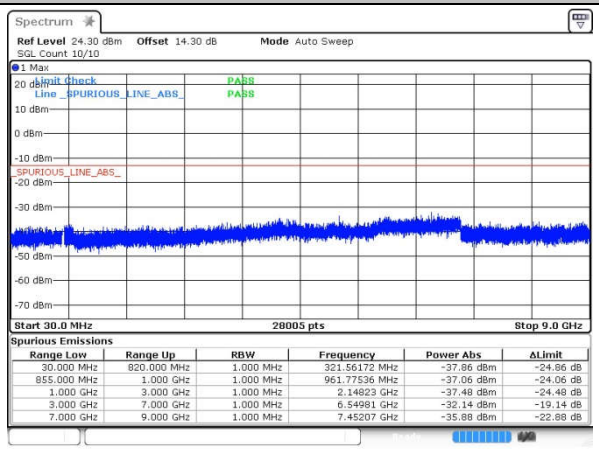

Spurious Emissions

Range Low	Range Up	RBW	Frequency	Power Abs	ΔLimit
30.000 MHz	820.000 MHz	1.000 MHz	321.56172 MHz	-37.86 dBm	-24.86 dB
855.000 MHz	1.000 GHz	1.000 MHz	961.77536 MHz	-37.06 dBm	-24.06 dB
1.000 GHz	3.000 GHz	1.000 MHz	2.14823 GHz	-37.48 dBm	-24.48 dB
3.000 GHz	7.000 GHz	1.000 MHz	6.54981 GHz	-32.14 dBm	-19.14 dB
7.000 GHz	9.000 GHz	1.000 MHz	7.45207 GHz	-35.88 dBm	-22.88 dB

Date: 27.APR.2018 14:23:03

Highest Channel

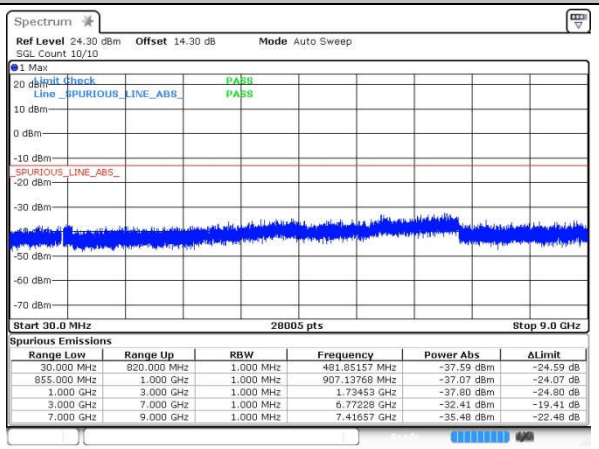

Spurious Emissions

Range Low	Range Up	RBW	Frequency	Power Abs	ΔLimit
30.000 MHz	820.000 MHz	1.000 MHz	481.85157 MHz	-37.59 dBm	-24.59 dB
855.000 MHz	1.000 GHz	1.000 MHz	907.13768 MHz	-37.07 dBm	-24.07 dB
1.000 GHz	3.000 GHz	1.000 MHz	1.73453 GHz	-37.80 dBm	-24.80 dB
3.000 GHz	7.000 GHz	1.000 MHz	6.77228 GHz	-32.41 dBm	-19.41 dB
7.000 GHz	9.000 GHz	1.000 MHz	7.41657 GHz	-35.48 dBm	-22.48 dB

Date: 27.APR.2018 14:43:18

GSM1900 (GSM)

Lowest Channel

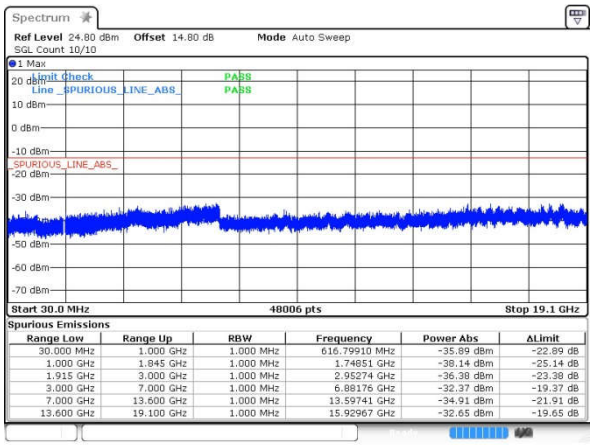

Spurious Emissions

Range Low	Range Up	RBW	Frequency	Power Abs	ΔLimit
30.000 MHz	1.000 GHz	1.000 MHz	616.79910 MHz	-35.89 dBm	-22.89 dB
1.000 GHz	1.845 GHz	1.000 MHz	1.74851 GHz	-38.14 dBm	-25.14 dB
1.915 GHz	3.000 GHz	1.000 MHz	2.95274 GHz	-36.38 dBm	-23.38 dB
3.000 GHz	7.000 GHz	1.000 MHz	6.88176 GHz	-32.37 dBm	-19.37 dB
7.000 GHz	13.600 GHz	1.000 MHz	13.59741 GHz	-34.91 dBm	-21.91 dB
13.600 GHz	19.100 GHz	1.000 MHz	15.92967 GHz	-32.65 dBm	-19.65 dB

Date: 27.APR.2018 15:26:49

Middle Channel

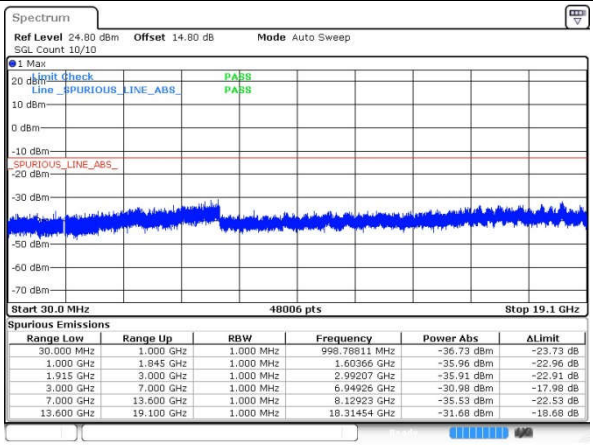

Spurious Emissions

Range Low	Range Up	RBW	Frequency	Power Abs	ΔLimit
30.000 MHz	1.000 GHz	1.000 MHz	998.78811 MHz	-36.73 dBm	-23.73 dB
1.000 GHz	1.845 GHz	1.000 MHz	1.60366 GHz	-35.96 dBm	-22.96 dB
1.915 GHz	3.000 GHz	1.000 MHz	2.99207 GHz	-35.91 dBm	-22.91 dB
3.000 GHz	7.000 GHz	1.000 MHz	6.94926 GHz	-30.98 dBm	-17.98 dB
7.000 GHz	13.600 GHz	1.000 MHz	8.12923 GHz	-35.53 dBm	-22.53 dB
13.600 GHz	19.100 GHz	1.000 MHz	18.31454 GHz	-31.68 dBm	-18.68 dB

Date: 27.APR.2018 15:28:11

Highest Channel

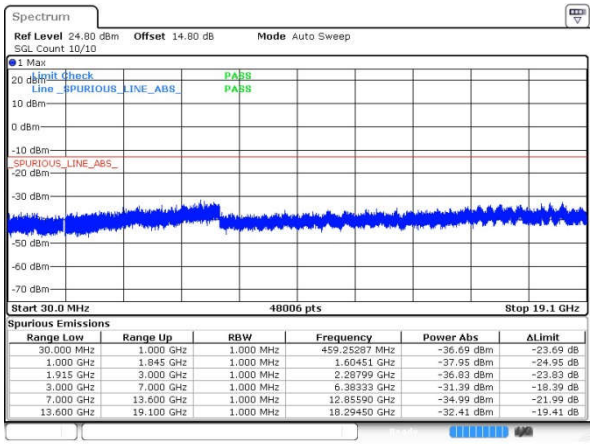

Spurious Emissions

Range Low	Range Up	RBW	Frequency	Power Abs	ΔLimit
30.000 MHz	1.000 GHz	1.000 MHz	459.25287 MHz	-36.69 dBm	-23.69 dB
1.000 GHz	1.845 GHz	1.000 MHz	1.60451 GHz	-37.95 dBm	-24.95 dB
1.915 GHz	3.000 GHz	1.000 MHz	2.28799 GHz	-36.83 dBm	-23.83 dB
3.000 GHz	7.000 GHz	1.000 MHz	6.38333 GHz	-31.39 dBm	-18.39 dB
7.000 GHz	13.600 GHz	1.000 MHz	12.85590 GHz	-34.99 dBm	-21.99 dB
13.600 GHz	19.100 GHz	1.000 MHz	18.29450 GHz	-32.41 dBm	-19.41 dB

Date: 27.APR.2018 15:30:04

GSM1900 (EDGE class 8)

Lowest Channel

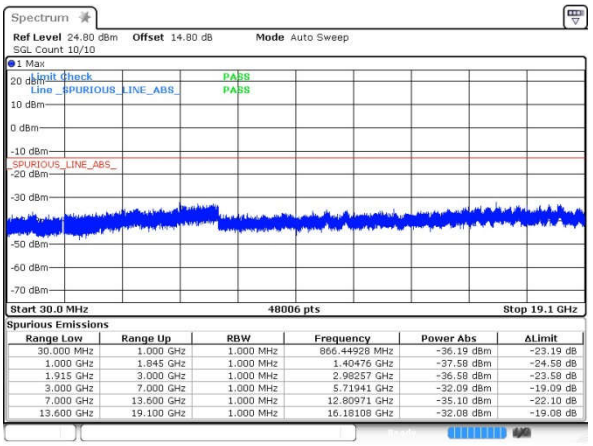

Spurious Emissions

Range Low	Range Up	RBW	Frequency	Power Abs	ΔLimit
30.000 MHz	1.000 GHz	1.000 MHz	866.44928 MHz	-36.19 dBm	-23.19 dB
1.000 GHz	1.845 GHz	1.000 MHz	1.40476 GHz	-37.58 dBm	-24.58 dB
1.915 GHz	3.000 GHz	1.000 MHz	2.98257 GHz	-36.58 dBm	-23.58 dB
3.000 GHz	7.000 GHz	1.000 MHz	5.71941 GHz	-32.09 dBm	-19.09 dB
7.000 GHz	13.600 GHz	1.000 MHz	12.80971 GHz	-35.10 dBm	-22.10 dB
13.600 GHz	19.100 GHz	1.000 MHz	16.18108 GHz	-32.08 dBm	-19.08 dB

Date: 27.APR.2018 15:04:09

Middle Channel

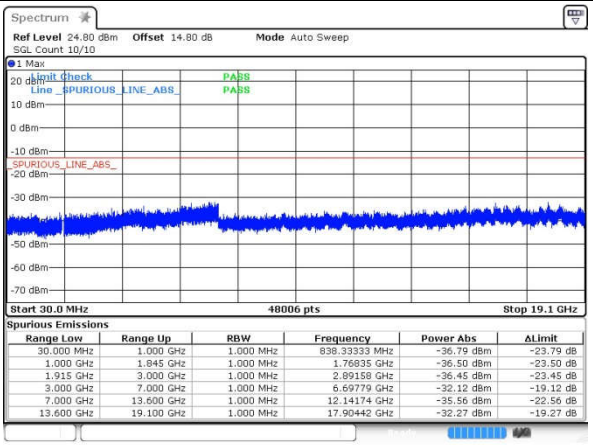

Spurious Emissions

Range Low	Range Up	RBW	Frequency	Power Abs	ΔLimit
30.000 MHz	1.000 GHz	1.000 MHz	838.33333 MHz	-36.79 dBm	-23.79 dB
1.000 GHz	1.845 GHz	1.000 MHz	1.76835 GHz	-36.50 dBm	-23.50 dB
1.915 GHz	3.000 GHz	1.000 MHz	2.89158 GHz	-36.45 dBm	-23.45 dB
3.000 GHz	7.000 GHz	1.000 MHz	6.69779 GHz	-32.12 dBm	-19.12 dB
7.000 GHz	13.600 GHz	1.000 MHz	12.14174 GHz	-35.56 dBm	-22.56 dB
13.600 GHz	19.100 GHz	1.000 MHz	17.90442 GHz	-32.27 dBm	-19.27 dB

Date: 27.APR.2018 15:05:30

Highest Channel

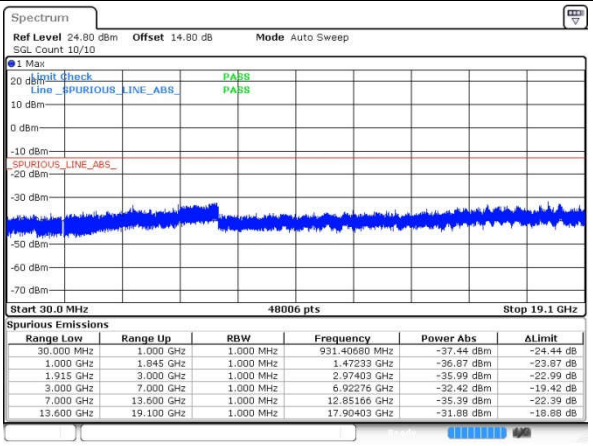

Spurious Emissions

Range Low	Range Up	RBW	Frequency	Power Abs	ΔLimit
30.000 MHz	1.000 GHz	1.000 MHz	931.40680 MHz	-37.44 dBm	-24.44 dB
1.000 GHz	1.845 GHz	1.000 MHz	1.47233 GHz	-36.87 dBm	-23.87 dB
1.915 GHz	3.000 GHz	1.000 MHz	2.97403 GHz	-35.99 dBm	-22.99 dB
3.000 GHz	7.000 GHz	1.000 MHz	6.92276 GHz	-32.42 dBm	-19.42 dB
7.000 GHz	13.600 GHz	1.000 MHz	12.85166 GHz	-35.39 dBm	-22.39 dB
13.600 GHz	19.100 GHz	1.000 MHz	17.90403 GHz	-31.88 dBm	-18.88 dB

Date: 27.APR.2018 15:06:51

WCDMA Band V (RMC 12.2Kbps)

Lowest Channel

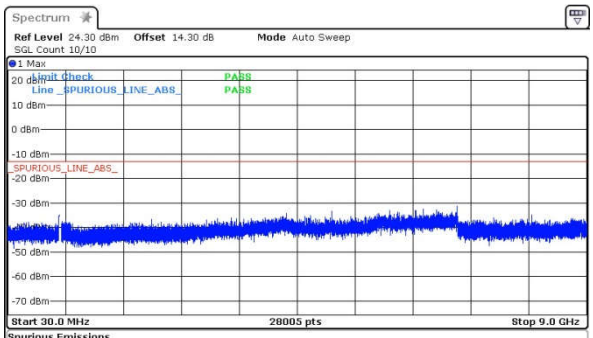

Spurious Emissions

Range Low	Range Up	RBW	Frequency	Power Abs	ΔLimit
30.000 MHz	820.000 MHz	1.000 MHz	819.40780 MHz	-34.82 dBm	-21.82 dB
855.000 MHz	1.000 GHz	1.000 MHz	926.99275 MHz	-36.75 dBm	-23.75 dB
1.000 GHz	3.000 GHz	1.000 MHz	2.25072 GHz	-36.59 dBm	-23.59 dB
3.000 GHz	7.000 GHz	1.000 MHz	6.99125 GHz	-31.26 dBm	-18.26 dB
7.000 GHz	9.000 GHz	1.000 MHz	8.14923 GHz	-34.89 dBm	-21.89 dB

Date: 27.APR.2018 15:48:20

Middle Channel

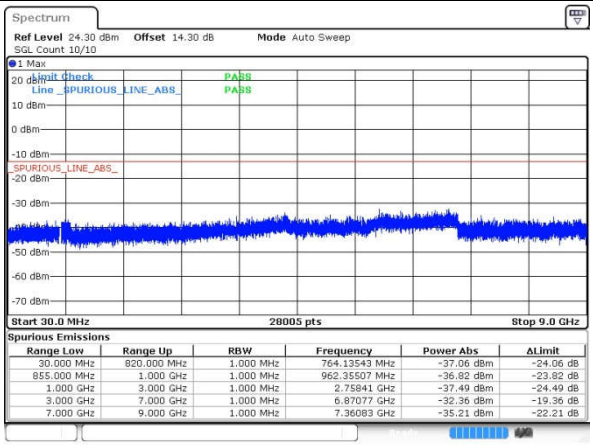

Spurious Emissions

Range Low	Range Up	RBW	Frequency	Power Abs	ΔLimit
30.000 MHz	820.000 MHz	1.000 MHz	764.13543 MHz	-37.06 dBm	-24.06 dB
855.000 MHz	1.000 GHz	1.000 MHz	962.35507 MHz	-36.82 dBm	-23.82 dB
1.000 GHz	3.000 GHz	1.000 MHz	2.75841 GHz	-37.49 dBm	-24.49 dB
3.000 GHz	7.000 GHz	1.000 MHz	6.87077 GHz	-32.36 dBm	-19.36 dB
7.000 GHz	9.000 GHz	1.000 MHz	7.36083 GHz	-35.21 dBm	-22.21 dB

Date: 27.APR.2018 15:49:42

Highest Channel

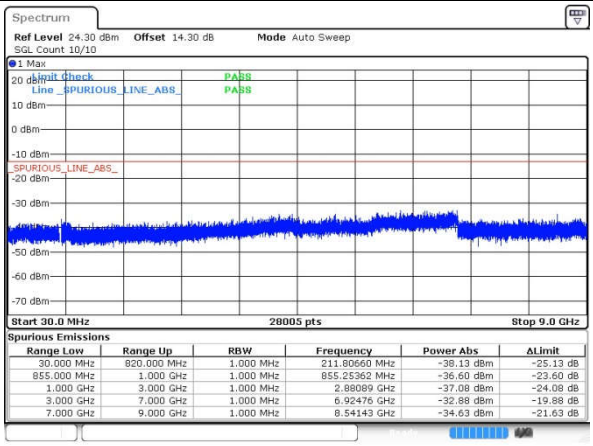

Spurious Emissions

Range Low	Range Up	RBW	Frequency	Power Abs	ΔLimit
30.000 MHz	820.000 MHz	1.000 MHz	211.80660 MHz	-38.13 dBm	-25.13 dB
855.000 MHz	1.000 GHz	1.000 MHz	855.25362 MHz	-36.60 dBm	-23.60 dB
1.000 GHz	3.000 GHz	1.000 MHz	2.88089 GHz	-37.08 dBm	-24.08 dB
3.000 GHz	7.000 GHz	1.000 MHz	6.92476 GHz	-32.88 dBm	-19.88 dB
7.000 GHz	9.000 GHz	1.000 MHz	8.54143 GHz	-34.63 dBm	-21.63 dB

Date: 27.APR.2018 15:51:04

WCDMA Band II (RMC 12.2Kbps)

Lowest Channel

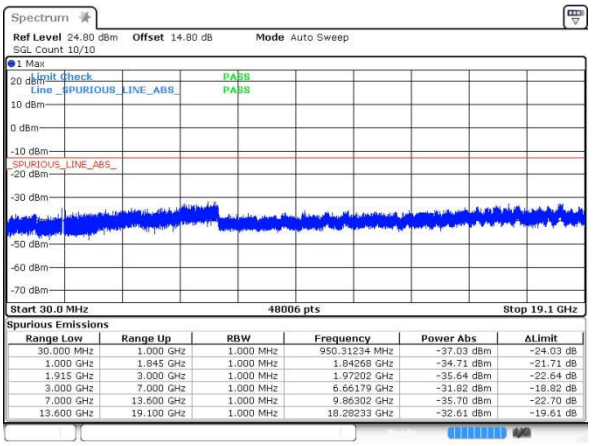

Spurious Emissions

Range Low	Range Up	RBW	Frequency	Power Abs	ΔLimit
30.000 MHz	1.000 GHz	1.000 MHz	950.31234 MHz	-37.03 dBm	-24.03 dB
1.000 GHz	1.845 GHz	1.000 MHz	1.84268 GHz	-34.71 dBm	-21.71 dB
1.915 GHz	3.000 GHz	1.000 MHz	1.97202 GHz	-35.64 dBm	-22.64 dB
3.000 GHz	7.000 GHz	1.000 MHz	6.66179 GHz	-31.82 dBm	-18.82 dB
7.000 GHz	13.600 GHz	1.000 MHz	9.86302 GHz	-35.70 dBm	-22.70 dB
13.600 GHz	19.100 GHz	1.000 MHz	18.28233 GHz	-32.61 dBm	-19.61 dB

Date: 27.APR.2018 16:08:15

Middle Channel

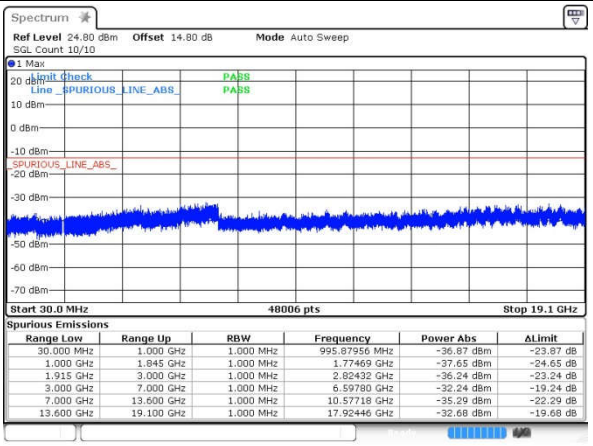

Spurious Emissions

Range Low	Range Up	RBW	Frequency	Power Abs	ΔLimit
30.000 MHz	1.000 GHz	1.000 MHz	995.87956 MHz	-36.87 dBm	-23.87 dB
1.000 GHz	1.845 GHz	1.000 MHz	1.77469 GHz	-37.65 dBm	-24.65 dB
1.915 GHz	3.000 GHz	1.000 MHz	2.82432 GHz	-36.24 dBm	-23.24 dB
3.000 GHz	7.000 GHz	1.000 MHz	6.59780 GHz	-32.24 dBm	-19.24 dB
7.000 GHz	13.600 GHz	1.000 MHz	10.57718 GHz	-35.29 dBm	-22.29 dB
13.600 GHz	19.100 GHz	1.000 MHz	17.92446 GHz	-32.68 dBm	-19.68 dB

Date: 27.APR.2018 16:09:42

Highest Channel

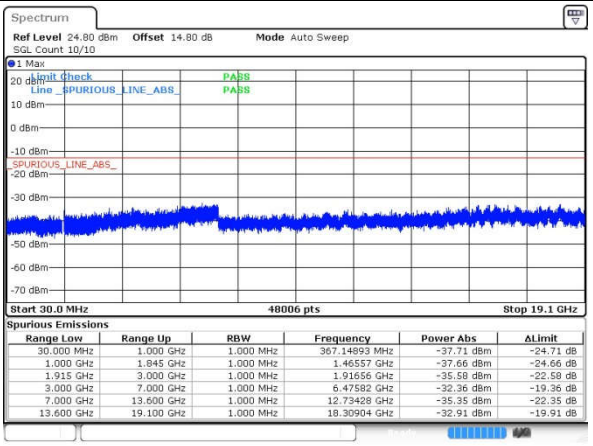

Spurious Emissions

Range Low	Range Up	RBW	Frequency	Power Abs	ΔLimit
30.000 MHz	1.000 GHz	1.000 MHz	367.14893 MHz	-37.71 dBm	-24.71 dB
1.000 GHz	1.845 GHz	1.000 MHz	1.46557 GHz	-37.66 dBm	-24.66 dB
1.915 GHz	3.000 GHz	1.000 MHz	1.91656 GHz	-35.58 dBm	-22.58 dB
3.000 GHz	7.000 GHz	1.000 MHz	6.47582 GHz	-32.36 dBm	-19.36 dB
7.000 GHz	13.600 GHz	1.000 MHz	12.73428 GHz	-35.35 dBm	-22.35 dB
13.600 GHz	19.100 GHz	1.000 MHz	18.30904 GHz	-32.91 dBm	-19.91 dB

Date: 27.APR.2018 16:11:02

WCDMA Band IV (RMC 12.2Kbps)

Lowest Channel

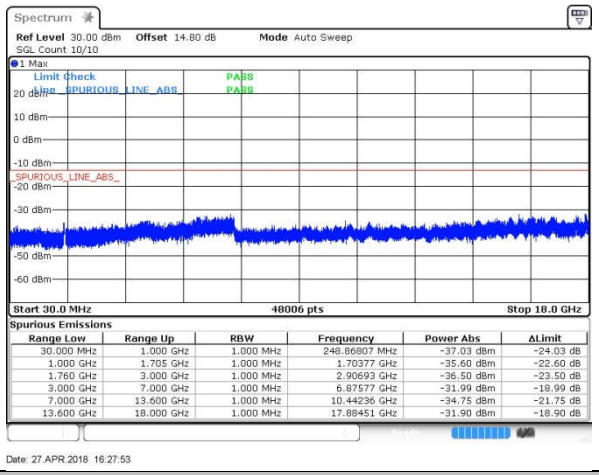

Spurious Emissions

Range Low	Range Up	RBW	Frequency	Power Abs	ΔLimit
30.000 MHz	1.000 GHz	1.000 MHz	248.86807 MHz	-37.03 dBm	-24.03 dB
1.000 GHz	1.705 GHz	1.000 MHz	1.70377 GHz	-35.60 dBm	-22.60 dB
1.760 GHz	3.000 GHz	1.000 MHz	2.90693 GHz	-36.50 dBm	-23.50 dB
3.000 GHz	7.000 GHz	1.000 MHz	6.87577 GHz	-31.99 dBm	-18.99 dB
7.000 GHz	13.600 GHz	1.000 MHz	10.44236 GHz	-34.75 dBm	-21.75 dB
13.600 GHz	18.000 GHz	1.000 MHz	17.88451 GHz	-31.90 dBm	-18.90 dB

Middle Channel

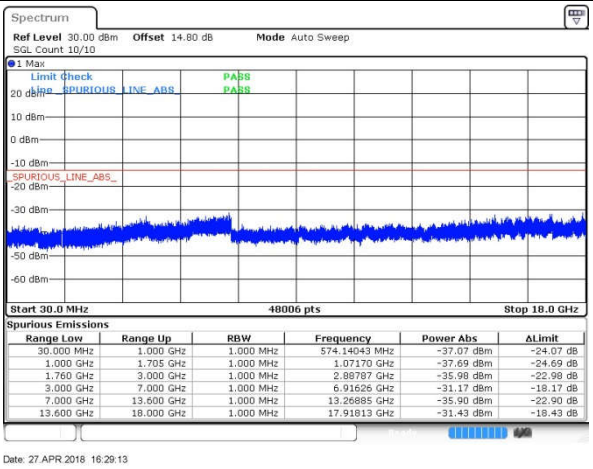

Spurious Emissions

Range Low	Range Up	RBW	Frequency	Power Abs	ΔLimit
30.000 MHz	1.000 GHz	1.000 MHz	574.14043 MHz	-37.07 dBm	-24.07 dB
1.000 GHz	1.705 GHz	1.000 MHz	1.07170 GHz	-37.69 dBm	-24.69 dB
1.760 GHz	3.000 GHz	1.000 MHz	2.88787 GHz	-35.98 dBm	-22.98 dB
3.000 GHz	7.000 GHz	1.000 MHz	6.91626 GHz	-31.17 dBm	-18.17 dB
7.000 GHz	13.600 GHz	1.000 MHz	13.26885 GHz	-35.90 dBm	-22.90 dB
13.600 GHz	18.000 GHz	1.000 MHz	17.91813 GHz	-31.43 dBm	-18.43 dB

Highest Channel

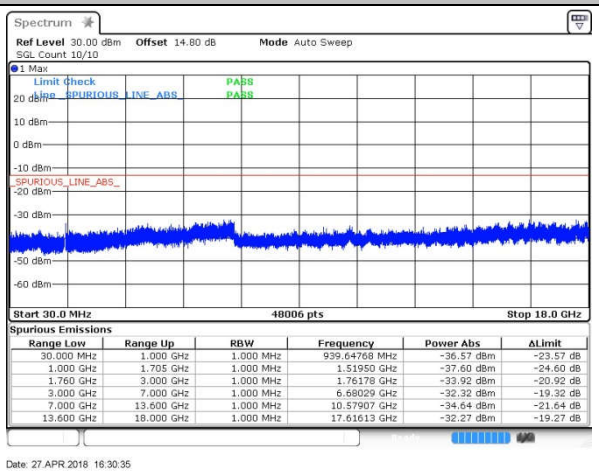

Spurious Emissions

Range Low	Range Up	RBW	Frequency	Power Abs	ΔLimit
30.000 MHz	1.000 GHz	1.000 MHz	939.64768 MHz	-36.57 dBm	-23.57 dB
1.000 GHz	1.705 GHz	1.000 MHz	1.51950 GHz	-37.60 dBm	-24.60 dB
1.760 GHz	3.000 GHz	1.000 MHz	1.76178 GHz	-33.92 dBm	-20.92 dB
3.000 GHz	7.000 GHz	1.000 MHz	6.68029 GHz	-32.32 dBm	-19.32 dB
7.000 GHz	13.600 GHz	1.000 MHz	10.57907 GHz	-34.64 dBm	-21.64 dB
13.600 GHz	18.000 GHz	1.000 MHz	17.61613 GHz	-32.27 dBm	-19.27 dB

Frequency Stability

Test Conditions	Middle Channel	GSM850 (GSM)	GSM850 (EDGE class 8)	Limit 2.5ppm
Temperature (°C)	Voltage (Volt)	Deviation (ppm)		Result
50	Normal Voltage	0.0167	0.0012	PASS
40	Normal Voltage	0.0096	0.0060	
30	Normal Voltage	0.0179	0.0036	
20(Ref.)	Normal Voltage	0.0000	0.0000	
10	Normal Voltage	0.0598	0.0072	
0	Normal Voltage	0.0108	0.0598	
-10	Normal Voltage	0.0526	0.0658	
-20	Normal Voltage	0.0263	0.0072	
-30	Normal Voltage	0.0191	0.0048	
20	Maximum Voltage	0.0550	0.0681	
20	Normal Voltage	0.0634	0.0012	
20	Battery End Point	0.0024	0.0060	

Test Conditions	Middle Channel	GSM1900 (GSM)	GSM1900 (EDGE class 8)	Limit Note 2.
Temperature (°C)	Voltage (Volt)	Deviation (ppm)		Result
50	Normal Voltage	0.0005	0.0622	PASS
40	Normal Voltage	0.0011	0.0670	
30	Normal Voltage	0.0043	0.0644	
20(Ref.)	Normal Voltage	0.0000	0.0000	
10	Normal Voltage	0.0064	0.0628	
0	Normal Voltage	0.0005	0.0638	
-10	Normal Voltage	0.0096	0.0590	
-20	Normal Voltage	0.0122	0.0676	
-30	Normal Voltage	0.0739	0.0005	
20	Maximum Voltage	0.0702	0.0580	
20	Normal Voltage	0.0101	0.0564	
20	Battery End Point	0.0112	0.0005	

Note:

1. Normal Voltage = 3.85 V. ；Battery End Point (BEP) =3.5 V.；Maximum Voltage =4.35 V
2. The frequency fundamental emissions stay within the authorized frequency block based on the frequency deviation measured is small.

Test Conditions	Middle Channel	WCDMA Band V (RMC 12.2Kbps)	Limit 2.5ppm
Temperature (°C)	Voltage (Volt)	Deviation (ppm)	Result
50	Normal Voltage	0.0072	PASS
40	Normal Voltage	0.0024	
30	Normal Voltage	0.0084	
20(Ref.)	Normal Voltage	0.0000	
10	Normal Voltage	0.0108	
0	Normal Voltage	0.0215	
-10	Normal Voltage	0.0239	
-20	Normal Voltage	0.0036	
-30	Normal Voltage	0.0048	
20	Maximum Voltage	0.0072	
20	Normal Voltage	0.0203	
20	Battery End Point	0.0096	

Test Conditions	Middle Channel	WCDMA Band II (RMC 12.2Kbps)	Limit Note 2.
Temperature (°C)	Voltage (Volt)	Deviation (ppm)	Result
50	Normal Voltage	0.0016	PASS
40	Normal Voltage	0.0027	
30	Normal Voltage	0.0032	
20(Ref.)	Normal Voltage	0.0000	
10	Normal Voltage	0.0037	
0	Normal Voltage	0.0037	
-10	Normal Voltage	0.0069	
-20	Normal Voltage	0.0101	
-30	Normal Voltage	0.0133	
20	Maximum Voltage	0.0032	
20	Normal Voltage	0.0117	
20	Battery End Point	0.0043	

Note:

1. Normal Voltage = 3.85 V. ；Battery End Point (BEP) =3.5V.；Maximum Voltage =4.35V
2. The frequency fundamental emissions stay within the authorized frequency block based on the frequency deviation measured is small.

Test Conditions	Middle Channel	WCDMA Band IV (RMC 12.2Kbps)	Limit Note 2.
Temperature (°C)	Voltage (Volt)	Deviation (ppm)	Result
50	Normal Voltage	0.0017	PASS
40	Normal Voltage	0.0006	
30	Normal Voltage	0.0029	
20(Ref.)	Normal Voltage	0.0000	
10	Normal Voltage	0.0110	
0	Normal Voltage	0.0012	
-10	Normal Voltage	0.0075	
-20	Normal Voltage	0.0167	
-30	Normal Voltage	0.0040	
20	Maximum Voltage	0.0058	
20	Normal Voltage	0.0139	
20	Battery End Point	0.0127	

Note:

1. Normal Voltage = 3.85 V. ；Battery End Point (BEP) =3.5 V.；Maximum Voltage =4.35V
2. The frequency fundamental emissions stay within the authorized frequency block based on the frequency deviation measured is small.

Appendix B. Test Results of Conducted Test

Radiated Spurious Emission

GSM850 (GSM)									
Channel	Frequency (MHz)	ERP (dBm)	Limit (dBm)	Over Limit (dB)	SPA Reading (dBm)	S.G. Power (dBm)	TX Cable loss (dB)	TX Antenna Gain (dBi)	Polarization (H/V)
Middle	1672.8	-63.55	-13	-50.55	-65.26	-67.92	2.88	9.40	H
	2509.2	-55.69	-13	-42.69	-61.75	-61.64	2.5	10.60	H
	3345.6	-69.36	-13	-56.36	-77.36	-75.18	4.63	12.60	H
	1672.8	-61.56	-13	-48.56	-63.40	-65.93	2.88	9.40	V
	2509.2	-57.21	-13	-44.21	-63.16	-63.16	2.50	10.60	V
	3345.6	-69.31	-13	-56.31	-77.34	-75.13	4.63	12.60	V

Remark: Spurious emissions within 30-1000MHz were found more than 20dB below limit line.

GSM850 (EDGE class 8)									
Channel	Frequency (MHz)	ERP (dBm)	Limit (dBm)	Over Limit (dB)	SPA Reading (dBm)	S.G. Power (dBm)	TX Cable loss (dB)	TX Antenna Gain (dBi)	Polarization (H/V)
Middle	1672.8	-63.63	-13	-50.63	-65.34	-68.00	2.88	9.40	H
	2509.2	-45.24	-13	-32.24	-54.07	-51.19	2.5	10.60	H
	3345.6	-69.32	-13	-56.32	-77.32	-75.14	4.63	12.60	H
	1672.8	-63.88	-13	-50.88	-65.72	-68.25	2.88	9.40	V
	2509.2	-56.67	-13	-43.67	-62.62	-62.62	2.50	10.60	V
	3345.6	-69.34	-13	-56.34	-77.37	-75.16	4.63	12.60	V

Remark: Spurious emissions within 30-1000MHz were found more than 20dB below limit line.

GSM1900 (GSM)									
Channel	Frequency (MHz)	EIRP (dBm)	Limit (dBm)	Over Limit (dB)	SPA Reading (dBm)	S.G. Power (dBm)	TX Cable loss (dB)	TX Antenna Gain (dBi)	Polarization (H/V)
Middle	3760	-52.53	-13	-39.53	-63.78	-59.77	5.36	12.60	H
	5640	-45.97	-13	-32.97	-61.85	-51.55	7.52	13.10	H
	7520	-60.09	-13	-47.09	-78.41	-63.58	7.85	11.34	H
	3760	-51.21	-13	-38.21	-63.68	-58.45	5.36	12.60	V
	5640	-49.40	-13	-36.40	-65.72	-54.98	7.52	13.10	V
	7520	-58.36	-13	-45.36	-76.58	-61.85	7.85	11.34	V

Remark: Spurious emissions within 30-1000MHz were found more than 20dB below limit line.

GSM1900 (EDGE class 8)									
Channel	Frequency (MHz)	EIRP (dBm)	Limit (dBm)	Over Limit (dB)	SPA Reading (dBm)	S.G. Power (dBm)	TX Cable loss (dB)	TX Antenna Gain (dBi)	Polarization (H/V)
Middle	3760	-53.99	-13	-40.99	-65.24	-61.23	5.36	12.60	H
	5640	-46.37	-13	-33.37	-62.25	-51.95	7.52	13.10	H
	7520	-60.76	-13	-47.76	-79.08	-64.25	7.85	11.34	H
	3760	-54.72	-13	-41.72	-67.19	-61.96	5.36	12.60	V
	5640	-48.91	-13	-35.91	-65.23	-54.49	7.52	13.10	V
	7520	-58.90	-13	-45.90	-77.12	-62.39	7.85	11.34	V

Remark: Spurious emissions within 30-1000MHz were found more than 20dB below limit line.

WCDMA Band V(RMC 12.2Kbps)									
Channel	Frequency (MHz)	ERP (dBm)	Limit (dBm)	Over Limit (dB)	SPA Reading (dBm)	S.G. Power (dBm)	TX Cable loss (dB)	TX Antenna Gain (dBi)	Polarization (H/V)
Middle	1672.8	-73.34	-13	-60.34	-75.05	-77.71	2.88	9.40	H
	2509.2	-65.73	-13	-52.73	-71.79	-71.68	2.5	10.60	H
	3345.6	-69.41	-13	-56.41	-77.41	-75.23	4.63	12.60	H
	1672.8	-73.22	-13	-60.22	-75.06	-77.59	2.88	9.40	V
	2509.2	-69.94	-13	-56.94	-75.89	-75.89	2.50	10.60	V
	3345.6	-69.34	-13	-56.34	-77.37	-75.16	4.63	12.60	V

Remark: Spurious emissions within 30-1000MHz were found more than 20dB below limit line.

WCDMA Band II(RMC 12.2Kbps)									
Channel	Frequency (MHz)	EIRP (dBm)	Limit (dBm)	Over Limit (dB)	SPA Reading (dBm)	S.G. Power (dBm)	TX Cable loss (dB)	TX Antenna Gain (dBi)	Polarization (H/V)
Middle	3760	-64.59	-13	-51.59	-75.84	-71.83	5.36	12.60	H
	5640	-61.81	-13	-48.81	-77.69	-67.39	7.52	13.10	H
	7520	-59.99	-13	-46.99	-78.31	-63.48	7.85	11.34	H
	3760	-63.78	-13	-50.78	-76.25	-71.02	5.36	12.60	V
	5640	-61.81	-13	-48.81	-78.13	-67.39	7.52	13.10	V
	7520	-60.11	-13	-47.11	-78.33	-63.60	7.85	11.34	V

Remark: Spurious emissions within 30-1000MHz were found more than 20dB below limit line.

WCDMA Band IV(RMC 12.2Kbps)									
Channel	Frequency (MHz)	EIRP (dBm)	Limit (dBm)	Over Limit (dB)	SPA Reading (dBm)	S.G. Power (dBm)	TX Cable loss (dB)	TX Antenna Gain (dBi)	Polarization (H/V)
Middle	3465.2	-63.05	-13	-50.05	-76.75	-70.99	4.66	12.60	H
	5197.8	-60.35	-13	-47.35	-78.28	-66.74	6.31	12.70	H
	6930.4	-59.41	-13	-46.41	-79.03	-64.06	8.35	13.00	H
	3465.2	-65.28	-13	-52.28	-76.69	-73.22	4.66	12.60	V
	5197.8	-63.92	-13	-50.92	-77.53	-70.31	6.31	12.70	V
	6930.4	-60.24	-13	-47.24	-79.36	-64.89	8.35	13.00	V

Remark: Spurious emissions within 30-1000MHz were found more than 20dB below limit line.