WCDMA Band V (RMC 12.2Kbps)

Lowest Band Edge

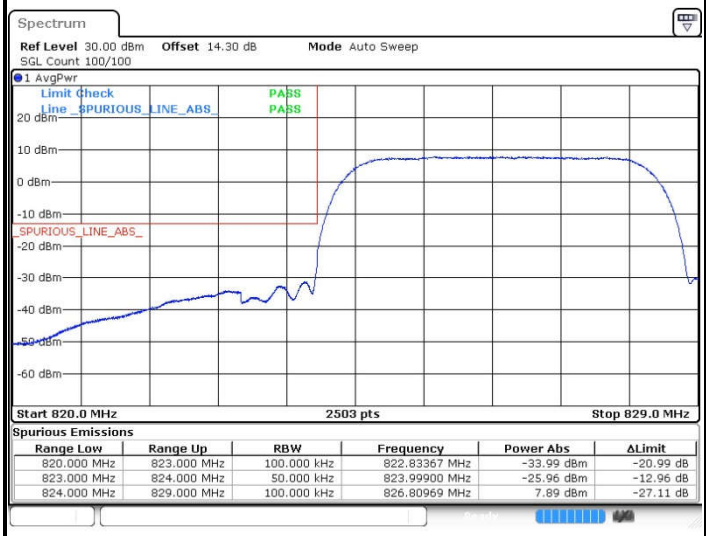

Spurious Emissions

Range Low	Range Up	RBW	Frequency	Power Abs	ΔLimit
820.000 MHz	823.000 MHz	100.000 kHz	822.83367 MHz	-33.99 dBm	-20.99 dB
823.000 MHz	824.000 MHz	50.000 kHz	823.99900 MHz	-25.96 dBm	-12.96 dB
824.000 MHz	829.000 MHz	100.000 kHz	826.80969 MHz	7.89 dBm	-27.11 dB

Date: 7.AUG.2018 20:51:57

Highest Band Edge

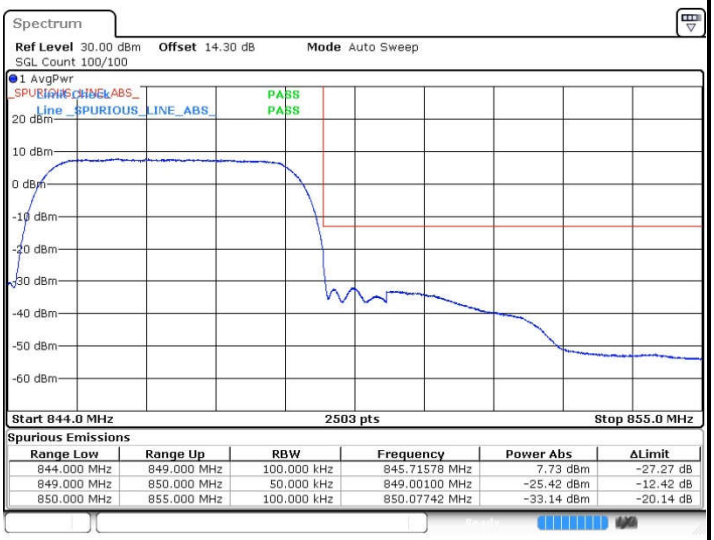

Spurious Emissions

Range Low	Range Up	RBW	Frequency	Power Abs	ΔLimit
844.000 MHz	849.000 MHz	100.000 kHz	845.71578 MHz	7.73 dBm	-27.27 dB
849.000 MHz	850.000 MHz	50.000 kHz	849.00100 MHz	-25.42 dBm	-12.42 dB
850.000 MHz	855.000 MHz	100.000 kHz	850.07742 MHz	-33.14 dBm	-20.14 dB

Date: 7.AUG.2018 20:55:22

WCDMA Band II (RMC 12.2Kbps)

Lowest Band Edge

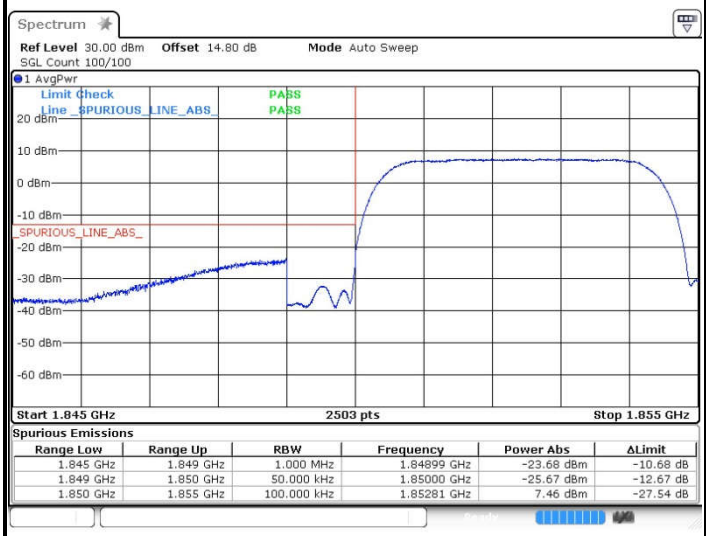

Spurious Emissions

Range Low	Range Up	RBW	Frequency	Power Abs	ΔLimit
1.845 GHz	1.849 GHz	1.000 MHz	1.84899 GHz	-23.68 dBm	-10.68 dB
1.849 GHz	1.850 GHz	50.000 kHz	1.85000 GHz	-25.67 dBm	-12.67 dB
1.850 GHz	1.855 GHz	100.000 kHz	1.85281 GHz	7.46 dBm	-27.54 dB

Date: 7.AUG.2018 20:05:43

Highest Band Edge

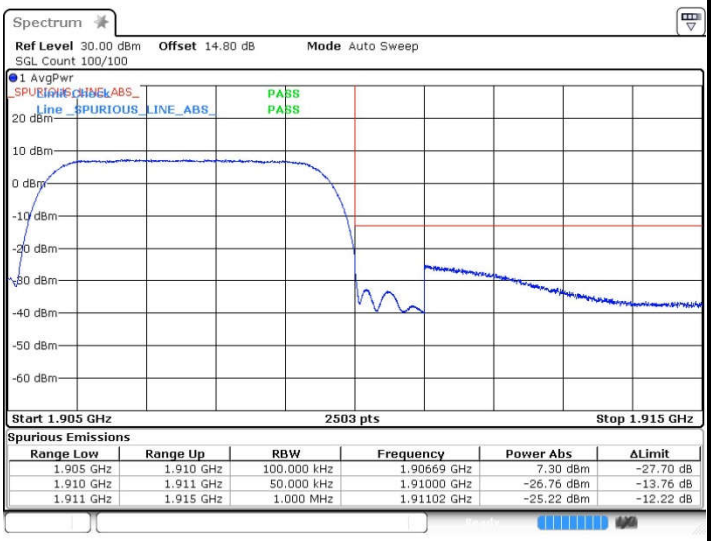

Spurious Emissions

Range Low	Range Up	RBW	Frequency	Power Abs	ΔLimit
1.905 GHz	1.910 GHz	100.000 kHz	1.90669 GHz	7.30 dBm	-27.70 dB
1.910 GHz	1.911 GHz	50.000 kHz	1.91000 GHz	-26.76 dBm	-13.76 dB
1.911 GHz	1.915 GHz	1.000 MHz	1.91102 GHz	-25.22 dBm	-12.22 dB

Date: 7.AUG.2018 20:08:30

WCDMA Band IV (RMC 12.2Kbps)

Lowest Band Edge

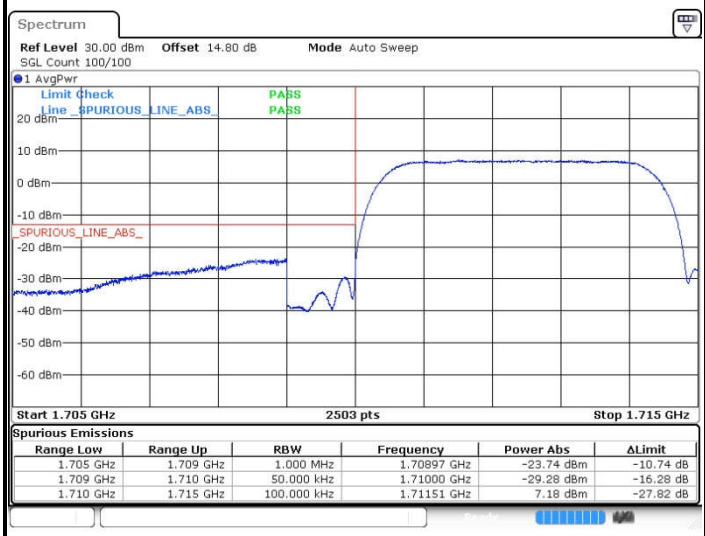

Spurious Emissions

Range Low	Range Up	RBW	Frequency	Power Abs	ΔLimit
1.705 GHz	1.709 GHz	1.000 MHz	1.70897 GHz	-23.74 dBm	-10.74 dB
1.709 GHz	1.710 GHz	50.000 kHz	1.71000 GHz	-29.28 dBm	-16.28 dB
1.710 GHz	1.715 GHz	100.000 kHz	1.71151 GHz	7.18 dBm	-27.82 dB

Date: 7.AUG.2018 20:22:47

Highest Band Edge

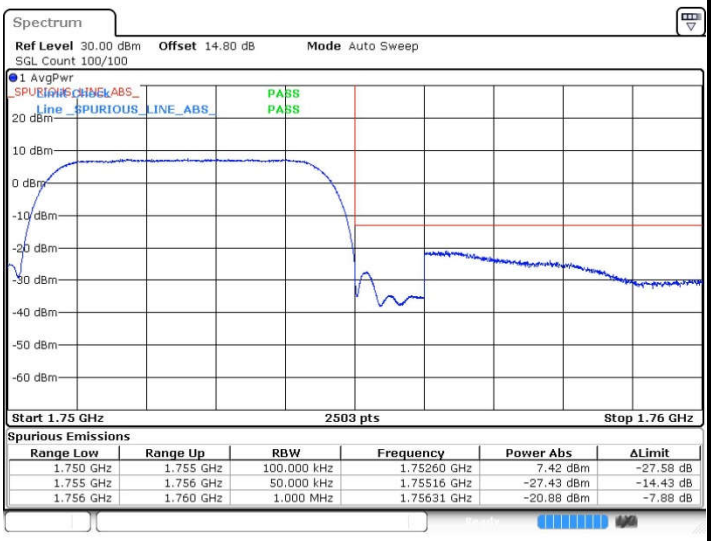

Spurious Emissions

Range Low	Range Up	RBW	Frequency	Power Abs	ΔLimit
1.750 GHz	1.755 GHz	100.000 kHz	1.75260 GHz	7.42 dBm	-27.58 dB
1.755 GHz	1.756 GHz	50.000 kHz	1.75516 GHz	-27.43 dBm	-14.43 dB
1.756 GHz	1.760 GHz	1.000 MHz	1.75631 GHz	-20.88 dBm	-7.88 dB

Date: 7.AUG.2018 20:25:32

Conducted Spurious Emission

GSM850 (GSM)

Lowest Channel

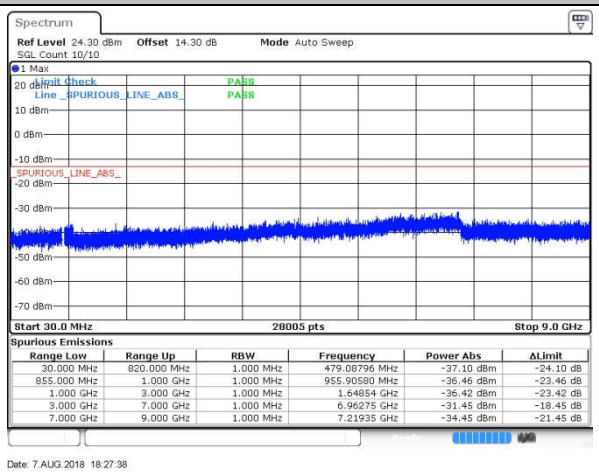

Spurious Emissions

Range Low	Range Up	RBW	Frequency	Power Abs	ΔLimit
30.000 MHz	820.000 MHz	1.000 MHz	479.08796 MHz	-37.10 dBm	-24.10 dB
855.000 MHz	1.000 GHz	1.000 MHz	955.90580 MHz	-36.46 dBm	-23.46 dB
1.000 GHz	3.000 GHz	1.000 MHz	1.64854 GHz	-36.42 dBm	-23.42 dB
3.000 GHz	7.000 GHz	1.000 MHz	6.96275 GHz	-31.45 dBm	-18.45 dB
7.000 GHz	9.000 GHz	1.000 MHz	7.21935 GHz	-34.45 dBm	-21.45 dB

Date: 7.AUG.2018 18:27:38

Middle Channel

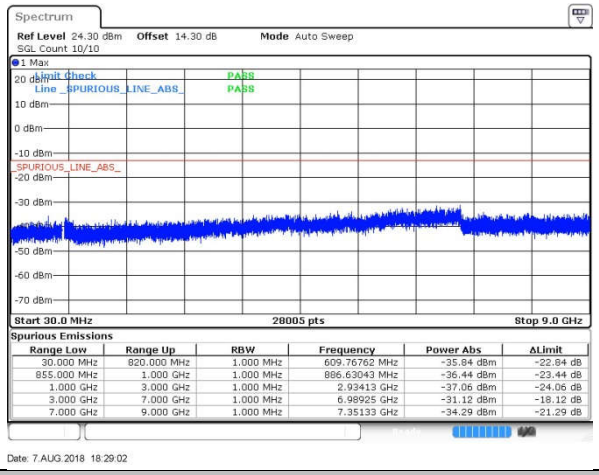

Spurious Emissions

Range Low	Range Up	RBW	Frequency	Power Abs	ΔLimit
30.000 MHz	820.000 MHz	1.000 MHz	609.76762 MHz	-35.84 dBm	-22.84 dB
855.000 MHz	1.000 GHz	1.000 MHz	886.63043 MHz	-36.44 dBm	-23.44 dB
1.000 GHz	3.000 GHz	1.000 MHz	2.93413 GHz	-37.06 dBm	-24.06 dB
3.000 GHz	7.000 GHz	1.000 MHz	6.98925 GHz	-31.12 dBm	-18.12 dB
7.000 GHz	9.000 GHz	1.000 MHz	7.35133 GHz	-34.29 dBm	-21.29 dB

Date: 7.AUG.2018 18:29:02

Highest Channel

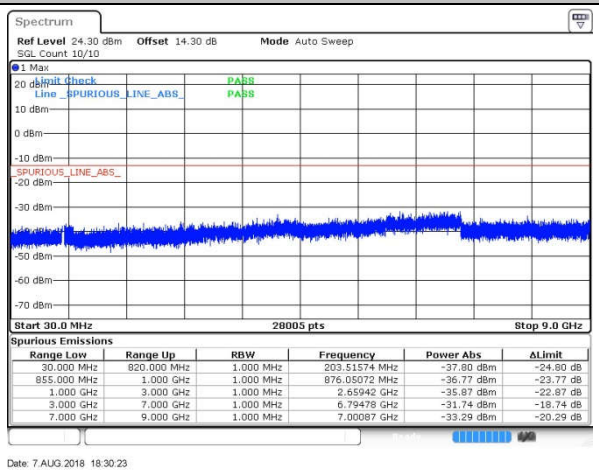

Spurious Emissions

Range Low	Range Up	RBW	Frequency	Power Abs	ΔLimit
30.000 MHz	820.000 MHz	1.000 MHz	203.51574 MHz	-37.80 dBm	-24.80 dB
855.000 MHz	1.000 GHz	1.000 MHz	876.05072 MHz	-36.77 dBm	-23.77 dB
1.000 GHz	3.000 GHz	1.000 MHz	2.65942 GHz	-35.87 dBm	-22.87 dB
3.000 GHz	7.000 GHz	1.000 MHz	6.79478 GHz	-31.74 dBm	-18.74 dB
7.000 GHz	9.000 GHz	1.000 MHz	7.00087 GHz	-33.29 dBm	-20.29 dB

Date: 7.AUG.2018 18:30:23

GSM850 (EDGE class 8)

Lowest Channel

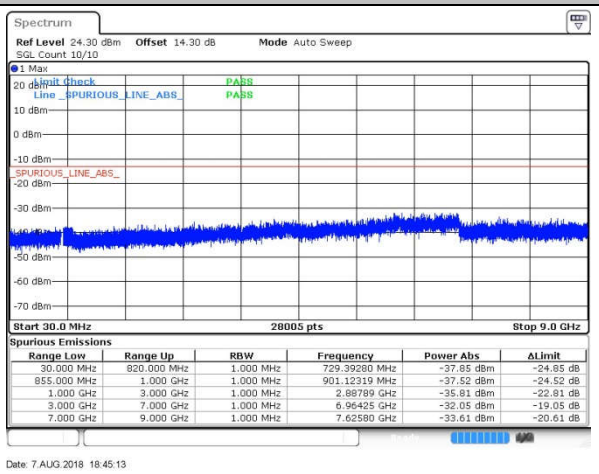

Spurious Emissions

Range Low	Range Up	RBW	Frequency	Power Abs	ΔLimit
30.000 MHz	820.000 MHz	1.000 MHz	729.39280 MHz	-37.85 dBm	-24.85 dB
855.000 MHz	1.000 GHz	1.000 MHz	901.12319 MHz	-37.52 dBm	-24.52 dB
1.000 GHz	3.000 GHz	1.000 MHz	2.88789 GHz	-35.81 dBm	-22.81 dB
3.000 GHz	7.000 GHz	1.000 MHz	6.96425 GHz	-32.05 dBm	-19.05 dB
7.000 GHz	9.000 GHz	1.000 MHz	7.62580 GHz	-33.61 dBm	-20.61 dB

Date: 7.AUG.2018 18:45:13

Middle Channel

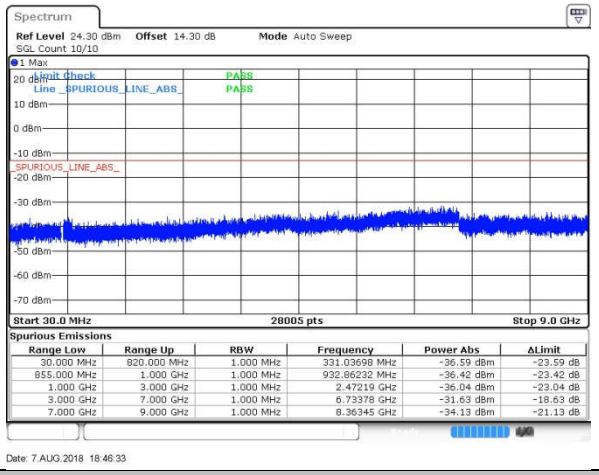

Spurious Emissions

Range Low	Range Up	RBW	Frequency	Power Abs	ΔLimit
30.000 MHz	820.000 MHz	1.000 MHz	331.03698 MHz	-36.59 dBm	-23.59 dB
855.000 MHz	1.000 GHz	1.000 MHz	932.86232 MHz	-36.42 dBm	-23.42 dB
1.000 GHz	3.000 GHz	1.000 MHz	2.47219 GHz	-36.04 dBm	-23.04 dB
3.000 GHz	7.000 GHz	1.000 MHz	6.73378 GHz	-31.63 dBm	-18.63 dB
7.000 GHz	9.000 GHz	1.000 MHz	8.36345 GHz	-34.13 dBm	-21.13 dB

Date: 7.AUG.2018 18:46:33

Highest Channel

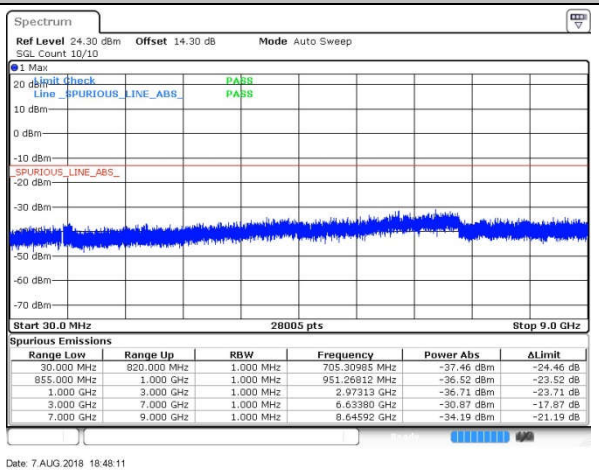

Spurious Emissions

Range Low	Range Up	RBW	Frequency	Power Abs	ΔLimit
30.000 MHz	820.000 MHz	1.000 MHz	705.30985 MHz	-37.46 dBm	-24.46 dB
855.000 MHz	1.000 GHz	1.000 MHz	951.26812 MHz	-36.52 dBm	-23.52 dB
1.000 GHz	3.000 GHz	1.000 MHz	2.97313 GHz	-36.71 dBm	-23.71 dB
3.000 GHz	7.000 GHz	1.000 MHz	6.63380 GHz	-30.87 dBm	-17.87 dB
7.000 GHz	9.000 GHz	1.000 MHz	8.64592 GHz	-34.19 dBm	-21.19 dB

Date: 7.AUG.2018 18:48:11

GSM1900 (GSM)

Lowest Channel

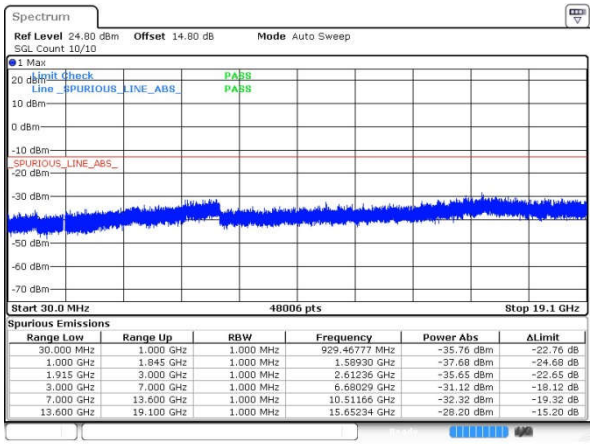

Spurious Emissions

Range Low	Range Up	RBW	Frequency	Power Abs	ΔLimit
30.000 MHz	1.000 GHz	1.000 MHz	929.46777 MHz	-35.76 dBm	-22.76 dB
1.000 GHz	1.845 GHz	1.000 MHz	1.58930 GHz	-37.68 dBm	-24.68 dB
1.915 GHz	3.000 GHz	1.000 MHz	2.61236 GHz	-35.65 dBm	-22.65 dB
3.000 GHz	7.000 GHz	1.000 MHz	6.68029 GHz	-31.12 dBm	-18.12 dB
7.000 GHz	13.600 GHz	1.000 MHz	10.51166 GHz	-32.32 dBm	-19.32 dB
13.600 GHz	19.100 GHz	1.000 MHz	15.65234 GHz	-28.20 dBm	-15.20 dB

Date: 7.AUG.2018 19:03:58

Middle Channel

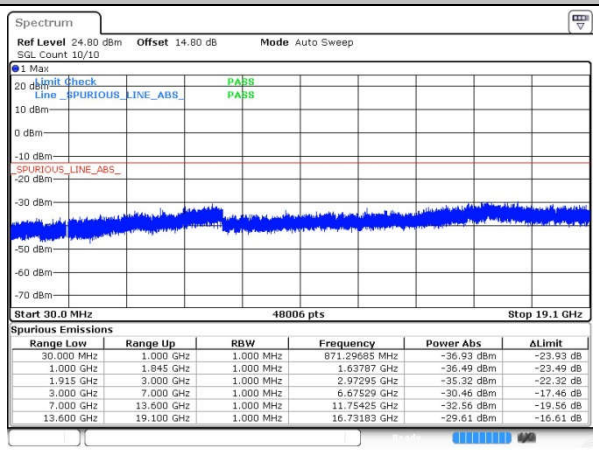

Spurious Emissions

Range Low	Range Up	RBW	Frequency	Power Abs	ΔLimit
30.000 MHz	1.000 GHz	1.000 MHz	871.29685 MHz	-36.93 dBm	-23.93 dB
1.000 GHz	1.845 GHz	1.000 MHz	1.63787 GHz	-36.49 dBm	-23.49 dB
1.915 GHz	3.000 GHz	1.000 MHz	2.97295 GHz	-35.32 dBm	-22.32 dB
3.000 GHz	7.000 GHz	1.000 MHz	6.67529 GHz	-30.46 dBm	-17.46 dB
7.000 GHz	13.600 GHz	1.000 MHz	11.75425 GHz	-32.56 dBm	-19.56 dB
13.600 GHz	19.100 GHz	1.000 MHz	16.73183 GHz	-29.61 dBm	-16.61 dB

Date: 7.AUG.2018 19:05:19

Highest Channel

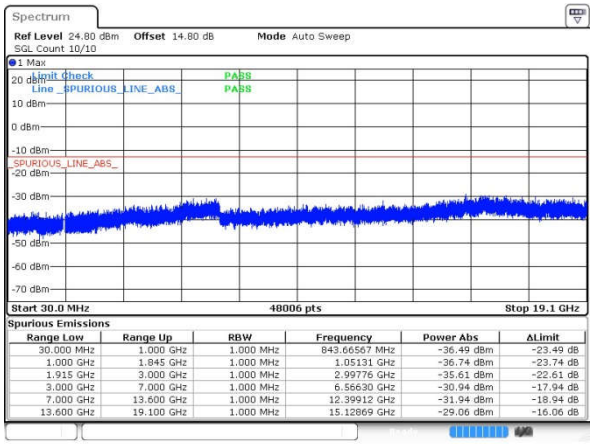

Spurious Emissions

Range Low	Range Up	RBW	Frequency	Power Abs	ΔLimit
30.000 MHz	1.000 GHz	1.000 MHz	843.66567 MHz	-36.49 dBm	-23.49 dB
1.000 GHz	1.845 GHz	1.000 MHz	1.05131 GHz	-36.74 dBm	-23.74 dB
1.915 GHz	3.000 GHz	1.000 MHz	2.99776 GHz	-35.61 dBm	-22.61 dB
3.000 GHz	7.000 GHz	1.000 MHz	6.56630 GHz	-30.94 dBm	-17.94 dB
7.000 GHz	13.600 GHz	1.000 MHz	12.39912 GHz	-31.94 dBm	-18.94 dB
13.600 GHz	19.100 GHz	1.000 MHz	15.12869 GHz	-29.06 dBm	-16.06 dB

Date: 7.AUG.2018 19:06:56

GSM1900 (EDGE class 8)

Lowest Channel

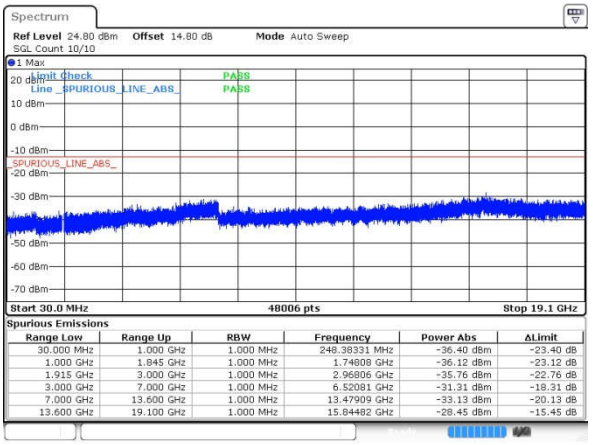

Spurious Emissions

Range Low	Range Up	RBW	Frequency	Power Abs	ΔLimit
30.000 MHz	1.000 GHz	1.000 MHz	248.38331 MHz	-36.40 dBm	-23.40 dB
1.000 GHz	1.845 GHz	1.000 MHz	1.74808 GHz	-36.12 dBm	-23.12 dB
1.915 GHz	3.000 GHz	1.000 MHz	2.96806 GHz	-35.76 dBm	-22.76 dB
3.000 GHz	7.000 GHz	1.000 MHz	6.52081 GHz	-31.31 dBm	-18.31 dB
7.000 GHz	13.600 GHz	1.000 MHz	13.47909 GHz	-33.13 dBm	-20.13 dB
13.600 GHz	19.100 GHz	1.000 MHz	15.84482 GHz	-28.45 dBm	-15.45 dB

Date: 7.AUG.2018 19:20:29

Middle Channel

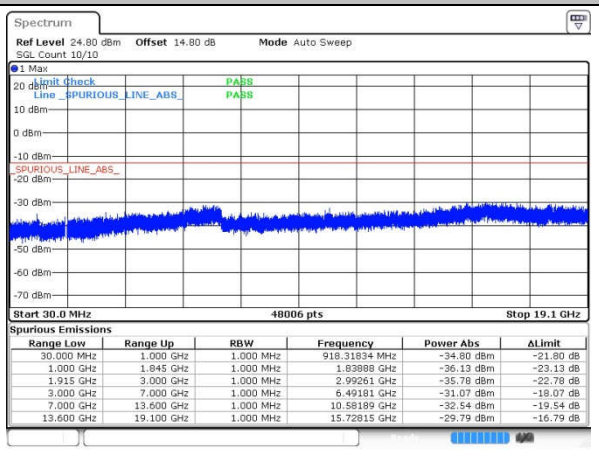

Spurious Emissions

Range Low	Range Up	RBW	Frequency	Power Abs	ΔLimit
30.000 MHz	1.000 GHz	1.000 MHz	918.31834 MHz	-34.80 dBm	-21.80 dB
1.000 GHz	1.845 GHz	1.000 MHz	1.83888 GHz	-36.13 dBm	-23.13 dB
1.915 GHz	3.000 GHz	1.000 MHz	2.99261 GHz	-35.78 dBm	-22.78 dB
3.000 GHz	7.000 GHz	1.000 MHz	6.49181 GHz	-31.07 dBm	-18.07 dB
7.000 GHz	13.600 GHz	1.000 MHz	10.58189 GHz	-32.54 dBm	-19.54 dB
13.600 GHz	19.100 GHz	1.000 MHz	15.72815 GHz	-29.79 dBm	-16.79 dB

Date: 7.AUG.2018 19:21:55

Highest Channel

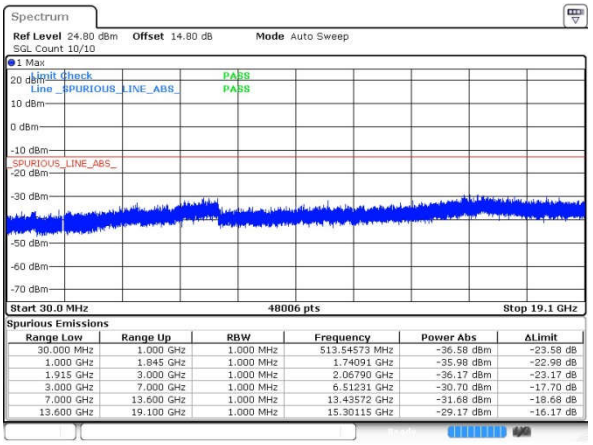

Spurious Emissions

Range Low	Range Up	RBW	Frequency	Power Abs	ΔLimit
30.000 MHz	1.000 GHz	1.000 MHz	513.54573 MHz	-36.58 dBm	-23.58 dB
1.000 GHz	1.845 GHz	1.000 MHz	1.74091 GHz	-35.98 dBm	-22.98 dB
1.915 GHz	3.000 GHz	1.000 MHz	2.06790 GHz	-36.17 dBm	-23.17 dB
3.000 GHz	7.000 GHz	1.000 MHz	6.51231 GHz	-30.70 dBm	-17.70 dB
7.000 GHz	13.600 GHz	1.000 MHz	13.43572 GHz	-31.68 dBm	-18.68 dB
13.600 GHz	19.100 GHz	1.000 MHz	15.30115 GHz	-29.17 dBm	-16.17 dB

Date: 7.AUG.2018 19:23:49

WCDMA Band V (RMC 12.2Kbps)

Lowest Channel

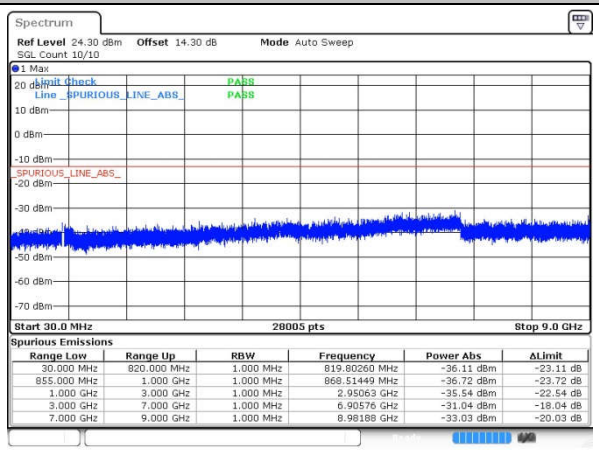

Spurious Emissions

Range Low	Range Up	RBW	Frequency	Power Abs	ΔLimit
30.000 MHz	820.000 MHz	1.000 MHz	819.80260 MHz	-36.11 dBm	-23.11 dB
855.000 MHz	1.000 GHz	1.000 MHz	868.51449 MHz	-36.72 dBm	-23.72 dB
1.000 GHz	3.000 GHz	1.000 MHz	2.95063 GHz	-35.54 dBm	-22.54 dB
3.000 GHz	7.000 GHz	1.000 MHz	6.90576 GHz	-31.04 dBm	-18.04 dB
7.000 GHz	9.000 GHz	1.000 MHz	8.98188 GHz	-33.03 dBm	-20.03 dB

Date: 7.AUG.2018 20:56:52

Middle Channel

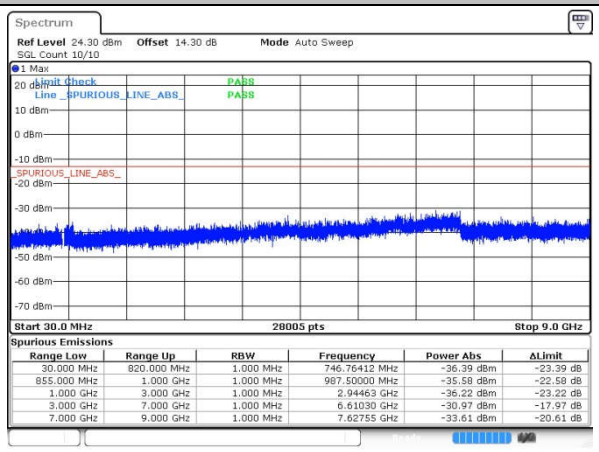

Spurious Emissions

Range Low	Range Up	RBW	Frequency	Power Abs	ΔLimit
30.000 MHz	820.000 MHz	1.000 MHz	746.76412 MHz	-36.39 dBm	-23.39 dB
855.000 MHz	1.000 GHz	1.000 MHz	987.50000 MHz	-35.58 dBm	-22.58 dB
1.000 GHz	3.000 GHz	1.000 MHz	2.94463 GHz	-36.22 dBm	-23.22 dB
3.000 GHz	7.000 GHz	1.000 MHz	6.61030 GHz	-30.97 dBm	-17.97 dB
7.000 GHz	9.000 GHz	1.000 MHz	7.62755 GHz	-33.61 dBm	-20.61 dB

Date: 7.AUG.2018 20:58:12

Highest Channel

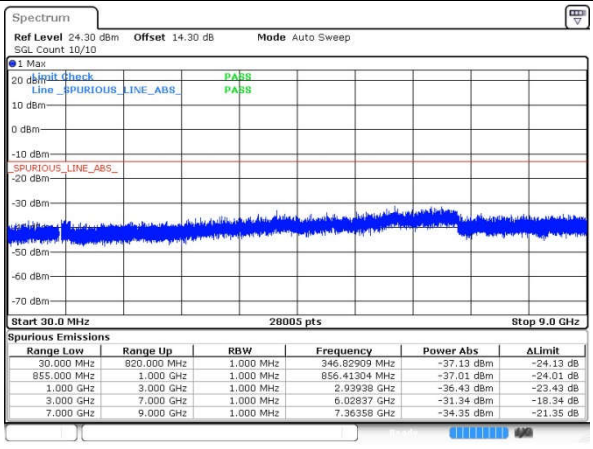

Spurious Emissions

Range Low	Range Up	RBW	Frequency	Power Abs	ΔLimit
30.000 MHz	820.000 MHz	1.000 MHz	346.82909 MHz	-37.13 dBm	-24.13 dB
855.000 MHz	1.000 GHz	1.000 MHz	856.41304 MHz	-37.01 dBm	-24.01 dB
1.000 GHz	3.000 GHz	1.000 MHz	2.93938 GHz	-36.43 dBm	-23.43 dB
3.000 GHz	7.000 GHz	1.000 MHz	6.02837 GHz	-31.34 dBm	-18.34 dB
7.000 GHz	9.000 GHz	1.000 MHz	7.36358 GHz	-34.35 dBm	-21.35 dB

Date: 7.AUG.2018 20:59:30

WCDMA Band II (RMC 12.2Kbps)

Lowest Channel

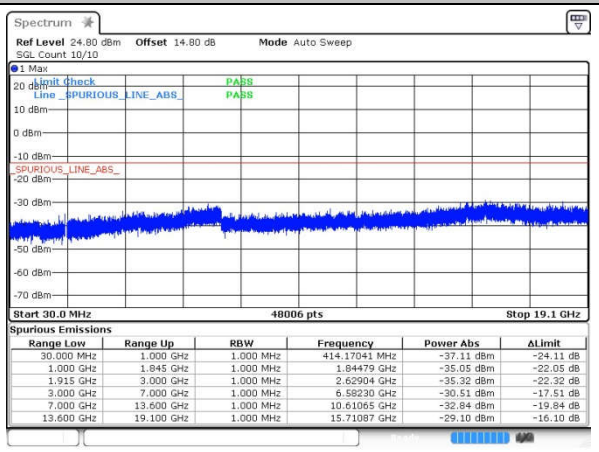

Spurious Emissions

Range Low	Range Up	RBW	Frequency	Power Abs	ΔLimit
30.000 MHz	1.000 GHz	1.000 MHz	414.17041 MHz	-37.11 dBm	-24.11 dB
1.000 GHz	1.845 GHz	1.000 MHz	1.84479 GHz	-35.05 dBm	-22.05 dB
1.915 GHz	3.000 GHz	1.000 MHz	2.62904 GHz	-35.32 dBm	-22.32 dB
3.000 GHz	7.000 GHz	1.000 MHz	6.58230 GHz	-30.51 dBm	-17.51 dB
7.000 GHz	13.600 GHz	1.000 MHz	10.61065 GHz	-32.84 dBm	-19.84 dB
13.600 GHz	19.100 GHz	1.000 MHz	15.71087 GHz	-29.10 dBm	-16.10 dB

Date: 7.AUG.2018 20:09:56

Middle Channel

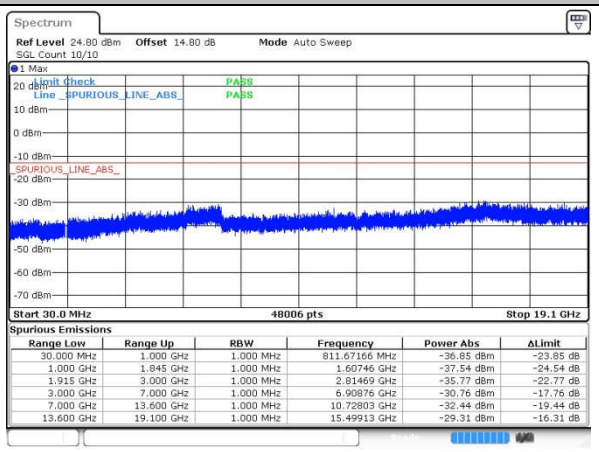

Spurious Emissions

Range Low	Range Up	RBW	Frequency	Power Abs	ΔLimit
30.000 MHz	1.000 GHz	1.000 MHz	811.67166 MHz	-36.85 dBm	-23.85 dB
1.000 GHz	1.845 GHz	1.000 MHz	1.60746 GHz	-37.54 dBm	-24.54 dB
1.915 GHz	3.000 GHz	1.000 MHz	2.81469 GHz	-35.77 dBm	-22.77 dB
3.000 GHz	7.000 GHz	1.000 MHz	6.90876 GHz	-30.76 dBm	-17.76 dB
7.000 GHz	13.600 GHz	1.000 MHz	10.72803 GHz	-32.44 dBm	-19.44 dB
13.600 GHz	19.100 GHz	1.000 MHz	15.49913 GHz	-29.31 dBm	-16.31 dB

Date: 7.AUG.2018 20:11:16

Highest Channel

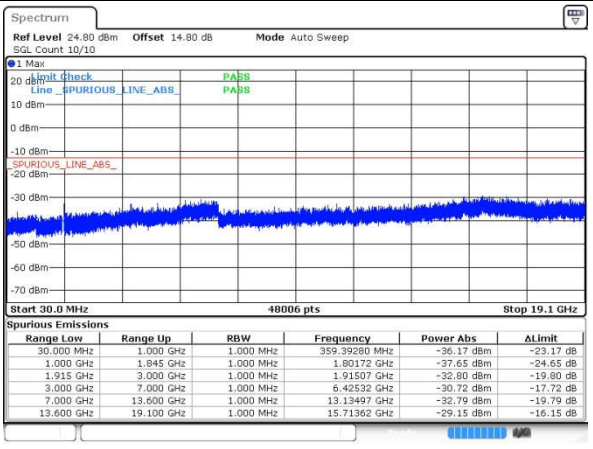

Spurious Emissions

Range Low	Range Up	RBW	Frequency	Power Abs	ΔLimit
30.000 MHz	1.000 GHz	1.000 MHz	359.39280 MHz	-36.17 dBm	-23.17 dB
1.000 GHz	1.845 GHz	1.000 MHz	1.80172 GHz	-37.65 dBm	-24.65 dB
1.915 GHz	3.000 GHz	1.000 MHz	1.91507 GHz	-32.80 dBm	-19.80 dB
3.000 GHz	7.000 GHz	1.000 MHz	6.42532 GHz	-30.72 dBm	-17.72 dB
7.000 GHz	13.600 GHz	1.000 MHz	13.13497 GHz	-32.79 dBm	-19.79 dB
13.600 GHz	19.100 GHz	1.000 MHz	15.71362 GHz	-29.15 dBm	-16.15 dB

Date: 7.AUG.2018 20:12:38

WCDMA Band IV (RMC 12.2Kbps)

Lowest Channel

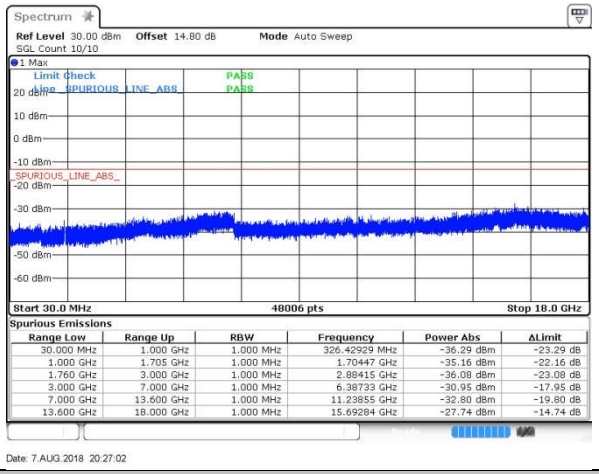

Spurious Emissions

Range Low	Range Up	RBW	Frequency	Power Abs	ΔLimit
30.000 MHz	1.000 GHz	1.000 MHz	326.42929 MHz	-36.29 dBm	-23.29 dB
1.000 GHz	1.705 GHz	1.000 MHz	1.70447 GHz	-35.16 dBm	-22.16 dB
1.760 GHz	3.000 GHz	1.000 MHz	2.88415 GHz	-36.08 dBm	-23.08 dB
3.000 GHz	7.000 GHz	1.000 MHz	6.38733 GHz	-30.95 dBm	-17.95 dB
7.000 GHz	13.600 GHz	1.000 MHz	11.23855 GHz	-32.80 dBm	-19.80 dB
13.600 GHz	18.000 GHz	1.000 MHz	15.69284 GHz	-27.74 dBm	-14.74 dB

Date: 7.AUG.2018 20:27:02

Middle Channel

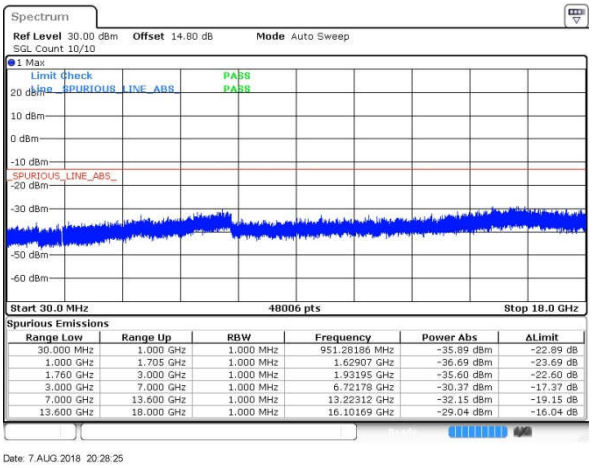

Spurious Emissions

Range Low	Range Up	RBW	Frequency	Power Abs	ΔLimit
30.000 MHz	1.000 GHz	1.000 MHz	951.28186 MHz	-35.89 dBm	-22.89 dB
1.000 GHz	1.705 GHz	1.000 MHz	1.62907 GHz	-36.69 dBm	-23.69 dB
1.760 GHz	3.000 GHz	1.000 MHz	1.93195 GHz	-35.60 dBm	-22.60 dB
3.000 GHz	7.000 GHz	1.000 MHz	6.72178 GHz	-30.37 dBm	-17.37 dB
7.000 GHz	13.600 GHz	1.000 MHz	13.22312 GHz	-32.15 dBm	-19.15 dB
13.600 GHz	18.000 GHz	1.000 MHz	16.10169 GHz	-29.04 dBm	-16.04 dB

Date: 7.AUG.2018 20:28:25

Highest Channel

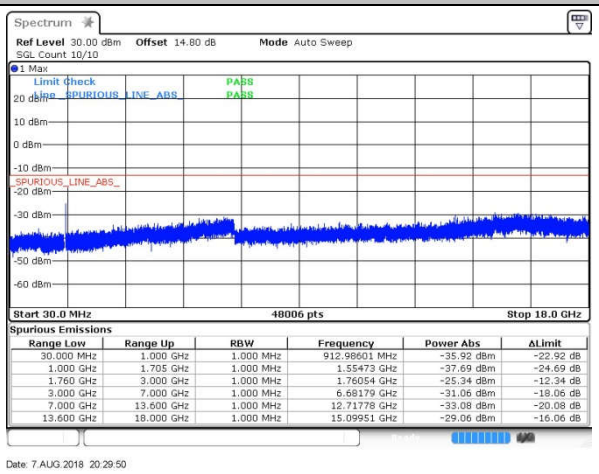

Spurious Emissions

Range Low	Range Up	RBW	Frequency	Power Abs	ΔLimit
30.000 MHz	1.000 GHz	1.000 MHz	912.98601 MHz	-35.92 dBm	-22.92 dB
1.000 GHz	1.705 GHz	1.000 MHz	1.55473 GHz	-37.69 dBm	-24.69 dB
1.760 GHz	3.000 GHz	1.000 MHz	1.76054 GHz	-25.34 dBm	-12.34 dB
3.000 GHz	7.000 GHz	1.000 MHz	6.68179 GHz	-31.06 dBm	-18.06 dB
7.000 GHz	13.600 GHz	1.000 MHz	12.71778 GHz	-33.08 dBm	-20.08 dB
13.600 GHz	18.000 GHz	1.000 MHz	15.09951 GHz	-29.06 dBm	-16.06 dB

Date: 7.AUG.2018 20:29:50

Frequency Stability

Test Conditions	Middle Channel	GSM850 (GSM)	GSM850 (EDGE class 8)	Limit 2.5ppm
Temperature (°C)	Voltage (Volt)	Deviation (ppm)		Result
50	Normal Voltage	0.0048	0.0060	PASS
40	Normal Voltage	0.0526	0.0167	
30	Normal Voltage	0.0120	0.0538	
20(Ref.)	Normal Voltage	0.0000	0.0000	
10	Normal Voltage	0.0574	0.0335	
0	Normal Voltage	0.0191	0.0538	
-10	Normal Voltage	0.0084	0.0466	
-20	Normal Voltage	0.0143	0.0167	
-30	Normal Voltage	0.0108	0.0478	
20	Maximum Voltage	0.0466	0.0514	
20	Normal Voltage	0.0000	0.0000	
20	Battery End Point	0.0395	0.0395	

Note: Normal Voltage = 3.85V. ；Battery End Point (BEP) =3.7V.；Maximum Voltage =4.4 V

Test Conditions	Middle Channel	GSM1900 (GSM)	GSM1900 (EDGE class 8)	Limit Note 2.
Temperature (°C)	Voltage (Volt)	Deviation (ppm)		Result
50	Normal Voltage	0.0053	0.0005	PASS
40	Normal Voltage	0.0016	0.0016	
30	Normal Voltage	0.0027	0.0021	
20(Ref.)	Normal Voltage	0.0000	0.0000	
10	Normal Voltage	0.0170	0.0255	
0	Normal Voltage	0.0074	0.0186	
-10	Normal Voltage	0.0160	0.0011	
-20	Normal Voltage	0.0218	0.0037	
-30	Normal Voltage	0.0005	0.0213	
20	Maximum Voltage	0.0053	0.0160	
20	Normal Voltage	0.0000	0.0000	
20	Battery End Point	0.0133	0.0011	

Note:

1. Normal Voltage = 3.85V. ；Battery End Point (BEP) =3.7V.；Maximum Voltage =4.4 V
2. The frequency fundamental emissions stay within the authorized frequency block based on the frequency deviation measured is small.

Test Conditions	Middle Channel	WCDMA Band V (RMC 12.2Kbps)	Limit 2.5ppm
Temperature (°C)	Voltage (Volt)	Deviation (ppm)	Result
50	Normal Voltage	0.0060	PASS
40	Normal Voltage	0.0395	
30	Normal Voltage	0.0442	
20(Ref.)	Normal Voltage	0.0000	
10	Normal Voltage	0.0072	
0	Normal Voltage	0.0323	
-10	Normal Voltage	0.0048	
-20	Normal Voltage	0.0167	
-30	Normal Voltage	0.0311	
20	Maximum Voltage	0.0442	
20	Normal Voltage	0.0000	
20	Battery End Point	0.0012	

Note: Normal Voltage = 3.85V. ；Battery End Point (BEP) =3.7V.；Maximum Voltage =4.4 V

Test Conditions	Middle Channel	WCDMA Band II (RMC 12.2Kbps)	Limit Note 2.
Temperature (°C)	Voltage (Volt)	Deviation (ppm)	Result
50	Normal Voltage	0.0186	PASS
40	Normal Voltage	0.0128	
30	Normal Voltage	0.0165	
20(Ref.)	Normal Voltage	0.0000	
10	Normal Voltage	0.0117	
0	Normal Voltage	0.0154	
-10	Normal Voltage	0.0239	
-20	Normal Voltage	0.0005	
-30	Normal Voltage	0.0117	
20	Maximum Voltage	0.0165	
20	Normal Voltage	0.0000	
20	Battery End Point	0.0032	

Note:

1. Normal Voltage = 3.85V. ；Battery End Point (BEP) =3.7V.；Maximum Voltage =4.4V
2. The frequency fundamental emissions stay within the authorized frequency block based on the frequency deviation measured is small.

Test Conditions	Middle Channel	WCDMA Band IV (RMC 12.2Kbps)	Limit Note 2.
Temperature (°C)	Voltage (Volt)	Deviation (ppm)	Result
50	Normal Voltage	0.0069	PASS
40	Normal Voltage	0.0156	
30	Normal Voltage	0.0017	
20(Ref.)	Normal Voltage	0.0000	
10	Normal Voltage	0.0012	
0	Normal Voltage	0.0058	
-10	Normal Voltage	0.0150	
-20	Normal Voltage	0.0167	
-30	Normal Voltage	0.0092	
20	Maximum Voltage	0.0092	
20	Normal Voltage	0.0000	
20	Battery End Point	0.0167	

Note:

1. Normal Voltage = 3.85V. ；Battery End Point (BEP) =3.7V.；Maximum Voltage =4.4V
2. The frequency fundamental emissions stay within the authorized frequency block based on the frequency deviation measured is small.

Appendix B. Test Results of Conducted Test

Radiated Spurious Emission

Note: The Bottom Antenna to full test and the Top Antenna verify worse mode.

Top Antenna:

GSM850 (GSM)								
Channel	Frequency (MHz)	ERP (dBm)	Limit (dBm)	Over Limit (dB)	S.G. Power (dBm)	TX Cable loss (dB)	TX Antenna Gain (dBi)	Polarization (H/V)
Middle	1672	-58.61	-13	-45.61	-60.52	1.14	5.20	H
	2510	-43.50	-13	-30.50	-46.13	1.12	5.90	H
	3345	-58.43	-13	-45.43	-61.64	1.34	6.70	H
	4182	-54.27	-13	-41.27	-57.73	1.59	7.20	H
	1672	-55.11	-13	-42.11	-57.02	1.14	5.20	V
	2510	-43.60	-13	-30.60	-46.23	1.12	5.90	V
	3345	-56.81	-13	-43.81	-60.02	1.34	6.70	V
	4182	-57.26	-13	-44.26	-60.72	1.59	7.20	V

Remark: Spurious emissions within 30-1000MHz were found more than 20dB below limit line.

GSM1900 (EDGE class 8)								
Channel	Frequency (MHz)	EIRP (dBm)	Limit (dBm)	Over Limit (dB)	S.G. Power (dBm)	TX Cable loss (dB)	TX Antenna Gain (dBi)	Polarization (H/V)
Middle	3759	-58.17	-13	-45.17	-59.89	5.08	6.80	H
	5640	-55.52	-13	-42.52	-57.19	8.03	9.70	H
	7521	-50.07	-13	-37.07	-52.45	9.43	11.81	H
	3759	-57.69	-13	-44.69	-59.41	5.08	6.80	V
	5640	-55.50	-13	-42.50	-57.17	8.03	9.70	V
	7521	-50.46	-13	-37.46	-52.84	9.43	11.81	V

Remark: Spurious emissions within 30-1000MHz were found more than 20dB below limit line.

Bottom Antenna:

GSM850 (GSM)								
Channel	Frequency (MHz)	ERP (dBm)	Limit (dBm)	Over Limit (dB)	S.G. Power (dBm)	TX Cable loss (dB)	TX Antenna Gain (dBi)	Polarization (H/V)
Middle	1672	-59.86	-13	-46.86	-61.77	1.14	5.20	H
	2510	-54.18	-13	-41.18	-56.81	1.12	5.90	H
	3345	-58.81	-13	-45.81	-62.02	1.34	6.70	H
	1672	-53.69	-13	-40.69	-55.60	1.14	5.20	V
	2510	-52.82	-13	-39.82	-55.45	1.12	5.90	V
	3345	-58.44	-13	-45.44	-61.65	1.34	6.70	V

Remark: Spurious emissions within 30-1000MHz were found more than 20dB below limit line.

GSM850 (EDGE class 8)								
Channel	Frequency (MHz)	ERP (dBm)	Limit (dBm)	Over Limit (dB)	S.G. Power (dBm)	TX Cable loss (dB)	TX Antenna Gain (dBi)	Polarization (H/V)
Middle	1672	-64.40	-13	-51.40	-66.31	1.14	5.20	H
	2510	-60.70	-13	-47.70	-63.33	1.12	5.90	H
	3345	-59.32	-13	-46.32	-62.53	1.34	6.70	H
	1672	-60.84	-13	-47.84	-62.75	1.14	5.20	V
	2510	-57.25	-13	-44.25	-59.88	1.12	5.90	V
	3345	-59.34	-13	-46.34	-62.55	1.34	6.70	V

Remark: Spurious emissions within 30-1000MHz were found more than 20dB below limit line.

GSM1900 (GSM)								
Channel	Frequency (MHz)	EIRP (dBm)	Limit (dBm)	Over Limit (dB)	S.G. Power (dBm)	TX Cable loss (dB)	TX Antenna Gain (dBi)	Polarization (H/V)
Middle	3759	-57.38	-13	-44.38	-59.10	5.08	6.80	H
	5640	-55.29	-13	-42.29	-56.96	8.03	9.70	H
	7521	-50.16	-13	-37.16	-52.54	9.43	11.81	H
	3759	-57.75	-13	-44.75	-59.47	5.08	6.80	V
	5640	-55.29	-13	-42.29	-56.96	8.03	9.70	V
	7521	-50.23	-13	-37.23	-52.61	9.43	11.81	V

Remark: Spurious emissions within 30-1000MHz were found more than 20dB below limit line.

GSM1900 (EDGE class 8)								
Channel	Frequency (MHz)	EIRP (dBm)	Limit (dBm)	Over Limit (dB)	S.G. Power (dBm)	TX Cable loss (dB)	TX Antenna Gain (dBi)	Polarization (H/V)
Middle	3759	-58.02	-13	-45.02	-59.74	5.08	6.80	H
	5640	-55.36	-13	-42.36	-57.03	8.03	9.70	H
	7521	-50.05	-13	-37.05	-52.43	9.43	11.81	H
	3759	-57.61	-13	-44.61	-59.33	5.08	6.80	V
	5640	-55.24	-13	-42.24	-56.91	8.03	9.70	V
	7521	-50.21	-13	-37.21	-52.59	9.43	11.81	V

Remark: Spurious emissions within 30-1000MHz were found more than 20dB below limit line.

WCDMA Band V(RMC 12.2Kbps)								
Channel	Frequency (MHz)	ERP (dBm)	Limit (dBm)	Over Limit (dB)	S.G. Power (dBm)	TX Cable loss (dB)	TX Antenna Gain (dBi)	Polarization (H/V)
Middle	1672	-64.22	-13	-51.22	-66.13	1.14	5.20	H
	2510	-60.71	-13	-47.71	-63.34	1.12	5.90	H
	3345	-59.11	-13	-46.11	-62.32	1.34	6.70	H
	1672	-62.88	-13	-49.88	-64.79	1.14	5.20	V
	2510	-60.05	-13	-47.05	-62.68	1.12	5.90	V
	3345	-58.94	-13	-45.94	-62.15	1.34	6.70	V

Remark: Spurious emissions within 30-1000MHz were found more than 20dB below limit line.

WCDMA Band II(RMC 12.2Kbps)								
Channel	Frequency (MHz)	EIRP (dBm)	Limit (dBm)	Over Limit (dB)	S.G. Power (dBm)	TX Cable loss (dB)	TX Antenna Gain (dBi)	Polarization (H/V)
Middle	3759	-57.42	-13	-44.42	-59.14	5.08	6.80	H
	5640	-55.23	-13	-42.23	-56.90	8.03	9.70	H
	7521	-49.87	-13	-36.87	-52.25	9.43	11.81	H
	3759	-57.76	-13	-44.76	-59.48	5.08	6.80	V
	5640	-54.79	-13	-41.79	-56.46	8.03	9.70	V
	7521	-50.00	-13	-37.00	-52.38	9.43	11.81	V

Remark: Spurious emissions within 30-1000MHz were found more than 20dB below limit line.

WCDMA Band IV(RMC 12.2Kbps)								
Channel	Frequency (MHz)	EIRP (dBm)	Limit (dBm)	Over Limit (dB)	S.G. Power (dBm)	TX Cable loss (dB)	TX Antenna Gain (dBi)	Polarization (H/V)
Middle	3465	-55.67	-13	-42.67	-59.64	4.87	8.84	H
	5198	-56.34	-13	-43.34	-57.78	7.70	9.14	H
	6930	-51.48	-13	-38.48	-53.17	8.98	10.66	H
	3468	-52.60	-13	-39.60	-56.57	4.87	8.84	V
	5199	-56.15	-13	-43.15	-57.59	7.70	9.14	V
	6930	-51.29	-13	-38.29	-52.98	8.98	10.66	V

Remark: Spurious emissions within 30-1000MHz were found more than 20dB below limit line.