WCDMA Band IV (RMC 12.2Kbps)

Lowest Channel

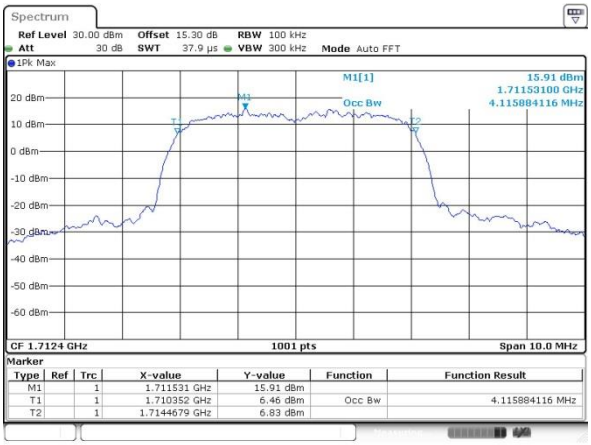

Middle Channel

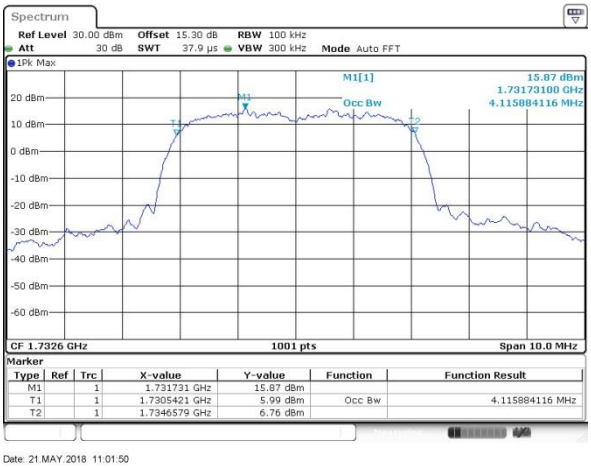

Highest Channel

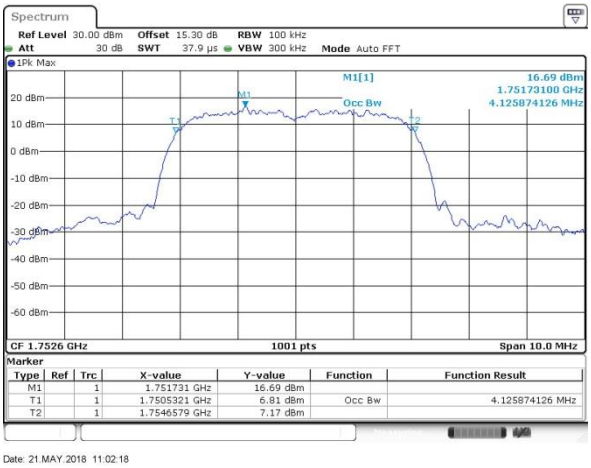

CDMA BC0 (1xRTT)

Lowest Channel

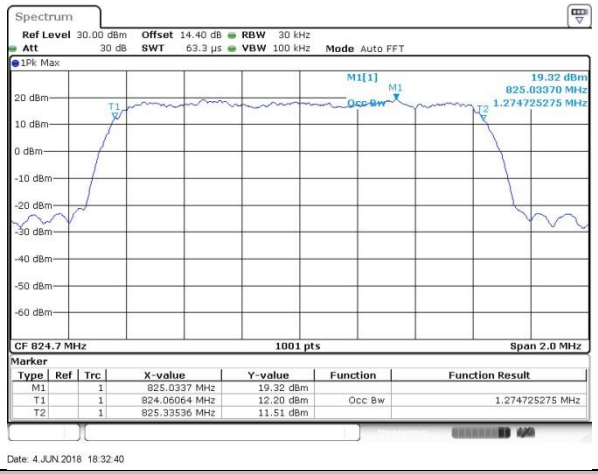

Middle Channel

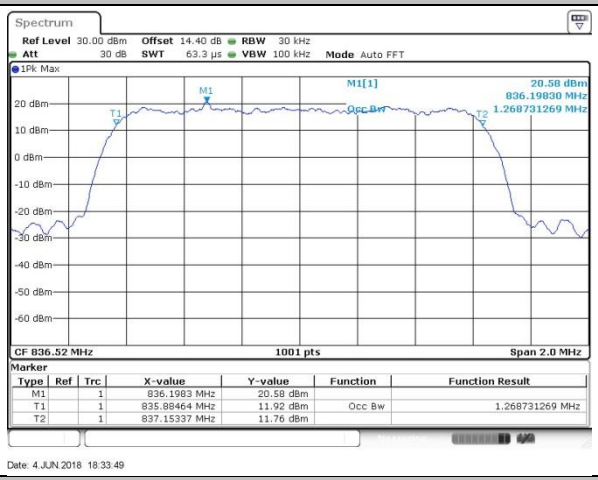

Highest Channel

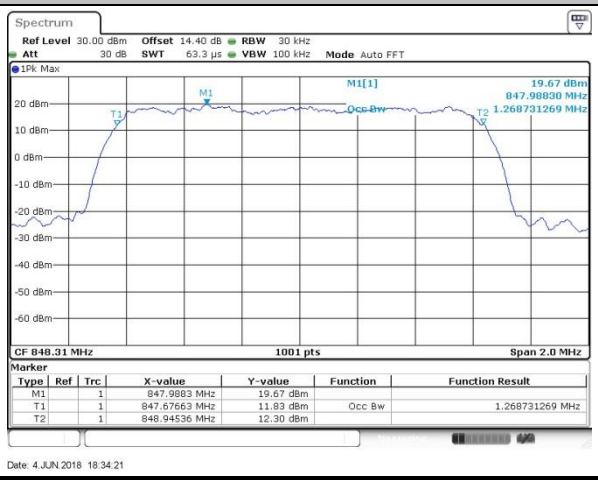

Conducted Band Edge

GSM850 (GSM)

Lowest Band Edge

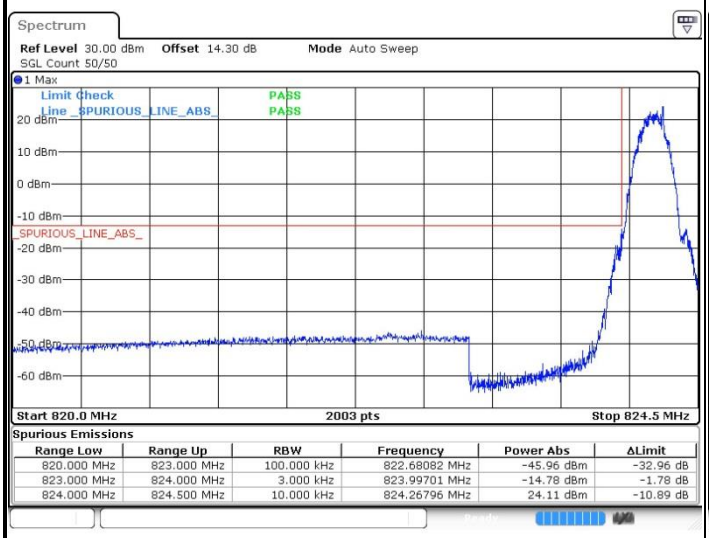

Spurious Emissions

Range Low	Range Up	RBW	Frequency	Power Abs	ΔLimit
820.000 MHz	823.000 MHz	100.000 kHz	822.68082 MHz	-45.96 dBm	-32.96 dB
823.000 MHz	824.000 MHz	3.000 kHz	823.99701 MHz	-14.78 dBm	-1.78 dB
824.000 MHz	824.500 MHz	10.000 kHz	824.26796 MHz	24.11 dBm	-10.89 dB

Date: 17.MAY.2018 19:28:48

Highest Band Edge

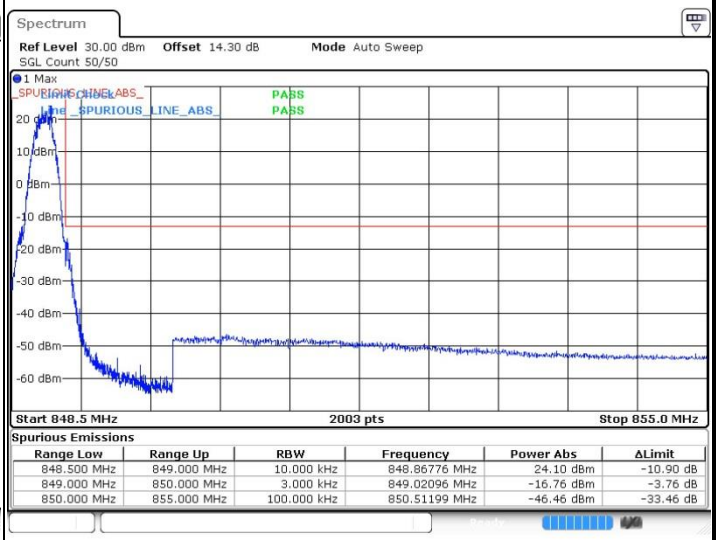

Spurious Emissions

Range Low	Range Up	RBW	Frequency	Power Abs	ΔLimit
848.500 MHz	849.000 MHz	10.000 kHz	848.86776 MHz	24.10 dBm	-10.90 dB
849.000 MHz	850.000 MHz	3.000 kHz	849.02096 MHz	-16.76 dBm	-3.76 dB
850.000 MHz	855.000 MHz	100.000 kHz	850.51199 MHz	-46.46 dBm	-33.46 dB

Date: 17.MAY.2018 19:30:43

GSM850 (EDGE class 8)

Lowest Band Edge

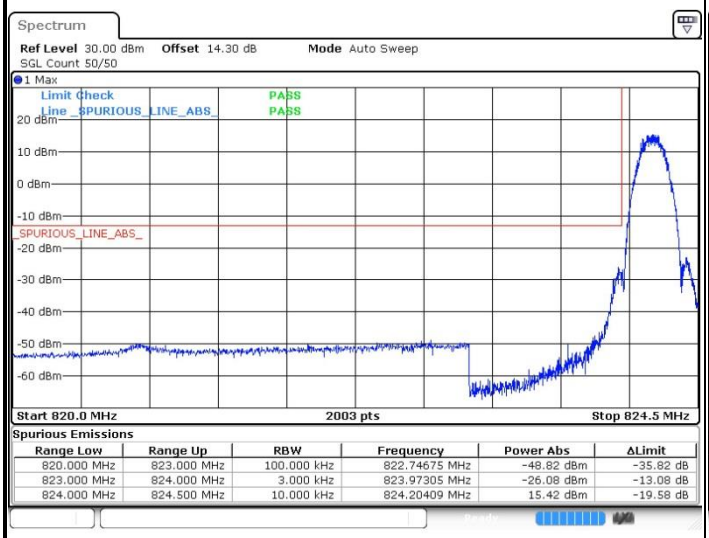

Spurious Emissions

Range Low	Range Up	RBW	Frequency	Power Abs	ΔLimit
820.000 MHz	823.000 MHz	100.000 kHz	822.74675 MHz	-48.82 dBm	-35.82 dB
823.000 MHz	824.000 MHz	3.000 kHz	823.97305 MHz	-26.08 dBm	-13.08 dB
824.000 MHz	824.500 MHz	10.000 kHz	824.20409 MHz	15.42 dBm	-19.58 dB

Date: 17.MAY.2018 20:47:23

Highest Band Edge

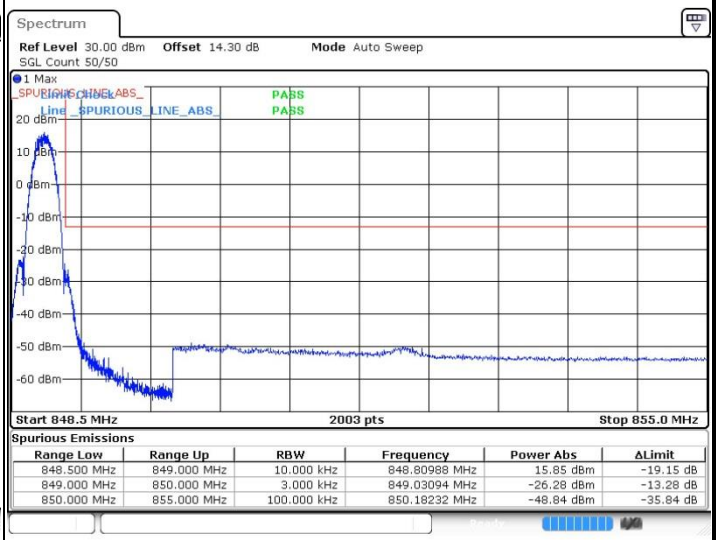

Spurious Emissions

Range Low	Range Up	RBW	Frequency	Power Abs	ΔLimit
848.500 MHz	849.000 MHz	10.000 kHz	848.80988 MHz	15.85 dBm	-19.15 dB
849.000 MHz	850.000 MHz	3.000 kHz	849.03094 MHz	-26.28 dBm	-13.28 dB
850.000 MHz	855.000 MHz	100.000 kHz	850.18232 MHz	-48.84 dBm	-35.84 dB

Date: 17.MAY.2018 20:48:58

GSM1900 (GSM)

Lowest Band Edge

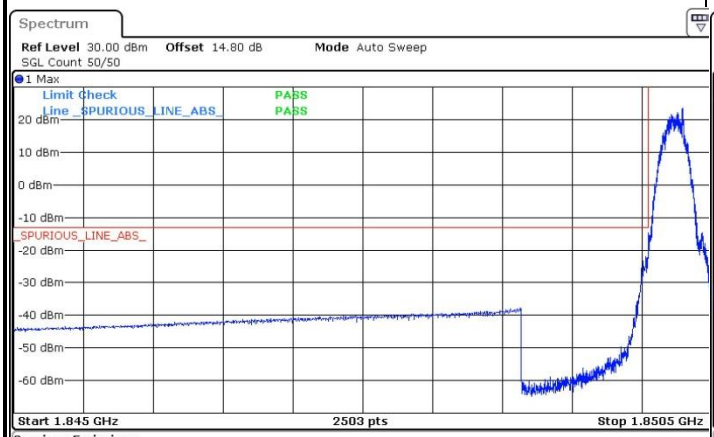

Spurious Emissions

Range Low	Range Up	RBW	Frequency	Power Abs	ΔLimit
1.845 GHz	1.849 GHz	1.000 MHz	1.84899 GHz	-37.66 dBm	-24.66 dB
1.849 GHz	1.850 GHz	3.000 kHz	1.85000 GHz	-17.96 dBm	-4.96 dB
1.850 GHz	1.851 GHz	10.000 kHz	1.85027 GHz	23.40 dBm	-11.60 dB

Date: 17.MAY.2018 19:53:50

Highest Band Edge

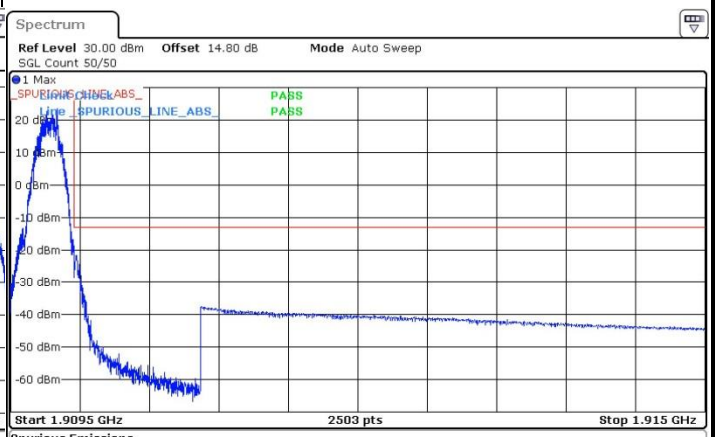

Spurious Emissions

Range Low	Range Up	RBW	Frequency	Power Abs	ΔLimit
1.909 GHz	1.910 GHz	10.000 kHz	1.90987 GHz	23.60 dBm	-11.40 dB
1.910 GHz	1.911 GHz	3.000 kHz	1.91002 GHz	-21.70 dBm	-8.70 dB
1.911 GHz	1.915 GHz	1.000 MHz	1.91101 GHz	-37.56 dBm	-24.56 dB

Date: 17.MAY.2018 19:55:32

GSM1900 (EDGE class 8)

Lowest Band Edge

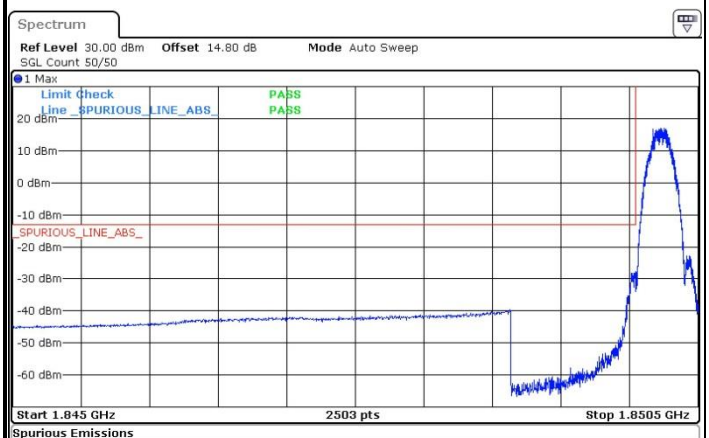

Spurious Emissions

Range Low	Range Up	RBW	Frequency	Power Abs	ΔLimit
1.845 GHz	1.849 GHz	1.000 MHz	1.84899 GHz	-39.65 dBm	-26.65 dB
1.849 GHz	1.850 GHz	3.000 kHz	1.84996 GHz	-28.13 dBm	-15.13 dB
1.850 GHz	1.851 GHz	10.000 kHz	1.85023 GHz	17.01 dBm	-17.99 dB

Date: 17.MAY.2018 21:10:39

Highest Band Edge

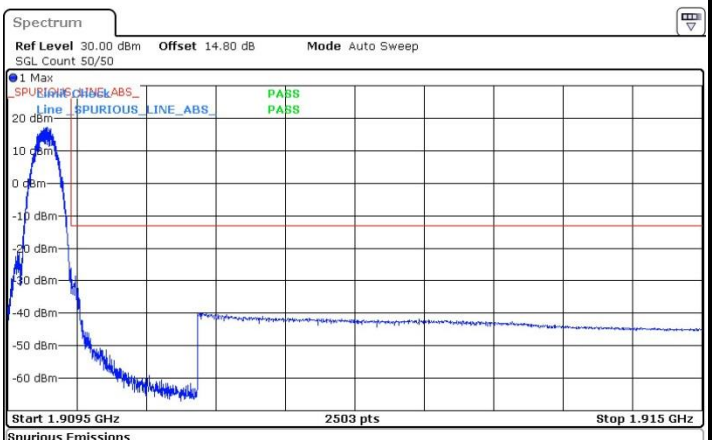

Spurious Emissions

Range Low	Range Up	RBW	Frequency	Power Abs	ΔLimit
1.909 GHz	1.910 GHz	10.000 kHz	1.90981 GHz	17.20 dBm	-17.80 dB
1.910 GHz	1.911 GHz	3.000 kHz	1.91004 GHz	-28.55 dBm	-15.55 dB
1.911 GHz	1.915 GHz	1.000 MHz	1.91102 GHz	-39.98 dBm	-26.98 dB

Date: 17.MAY.2018 21:12:16

WCDMA Band V (RMC 12.2Kbps)

Lowest Band Edge

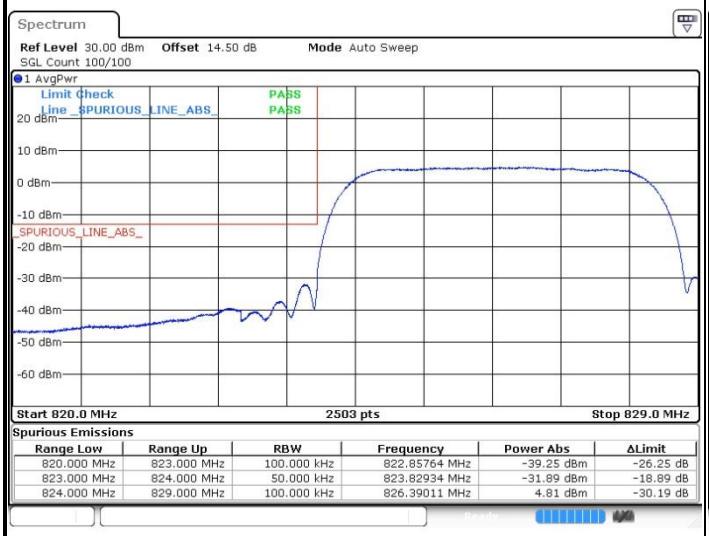

Spurious Emissions

Range Low	Range Up	RBW	Frequency	Power Abs	ΔLimit
820.000 MHz	823.000 MHz	100.000 kHz	822.85764 MHz	-39.25 dBm	-26.25 dB
823.000 MHz	824.000 MHz	50.000 kHz	823.82934 MHz	-31.89 dBm	-18.89 dB
824.000 MHz	829.000 MHz	100.000 kHz	826.39011 MHz	4.81 dBm	-30.19 dB

Date: 21.MAY.2018 10:47:49

Highest Band Edge

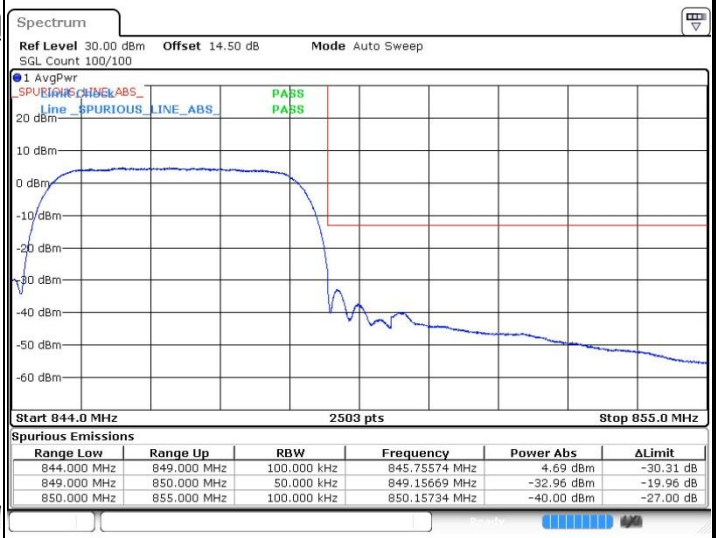

Spurious Emissions

Range Low	Range Up	RBW	Frequency	Power Abs	ΔLimit
844.000 MHz	849.000 MHz	100.000 kHz	845.75574 MHz	4.69 dBm	-30.31 dB
849.000 MHz	850.000 MHz	50.000 kHz	849.15669 MHz	-32.96 dBm	-19.96 dB
850.000 MHz	855.000 MHz	100.000 kHz	850.15734 MHz	-40.00 dBm	-27.00 dB

Date: 21.MAY.2018 10:50:31

WCDMA Band II (RMC 12.2Kbps)

Lowest Band Edge

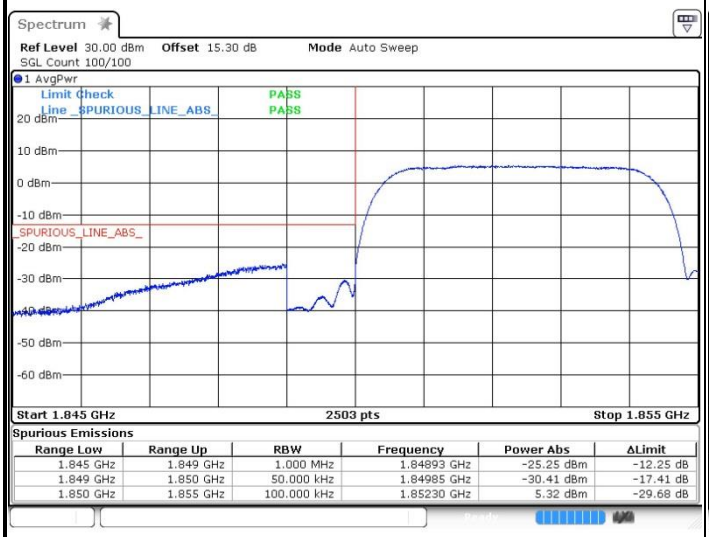

Spurious Emissions

Range Low	Range Up	RBW	Frequency	Power Abs	ΔLimit
1.845 GHz	1.849 GHz	1.000 MHz	1.84893 GHz	-25.25 dBm	-12.25 dB
1.849 GHz	1.850 GHz	50.000 kHz	1.84985 GHz	-30.41 dBm	-17.41 dB
1.850 GHz	1.855 GHz	100.000 kHz	1.85230 GHz	5.32 dBm	-29.68 dB

Date: 21.MAY.2018 11:21:18

Highest Band Edge

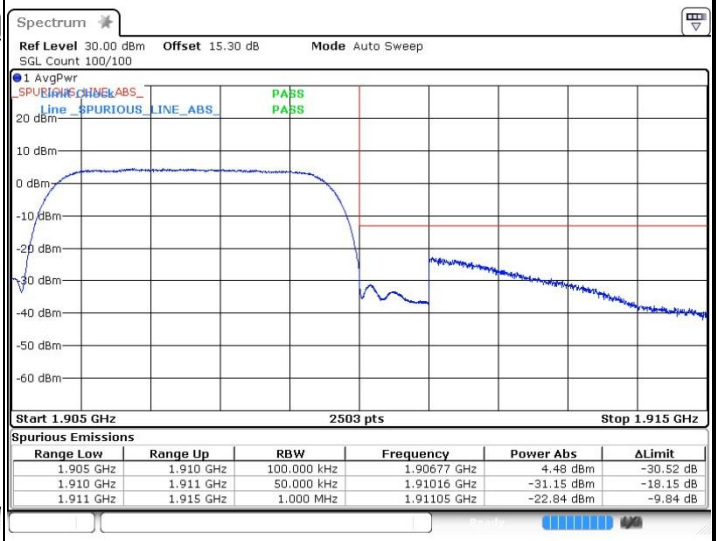

Spurious Emissions

Range Low	Range Up	RBW	Frequency	Power Abs	ΔLimit
1.905 GHz	1.910 GHz	100.000 kHz	1.90677 GHz	4.48 dBm	-30.52 dB
1.910 GHz	1.911 GHz	50.000 kHz	1.91016 GHz	-31.15 dBm	-18.15 dB
1.911 GHz	1.915 GHz	1.000 MHz	1.91105 GHz	-22.84 dBm	-9.84 dB

Date: 21.MAY.2018 11:24:00

WCDMA Band IV (RMC 12.2Kbps)	
Lowest Band Edge	**Highest Band Edge**

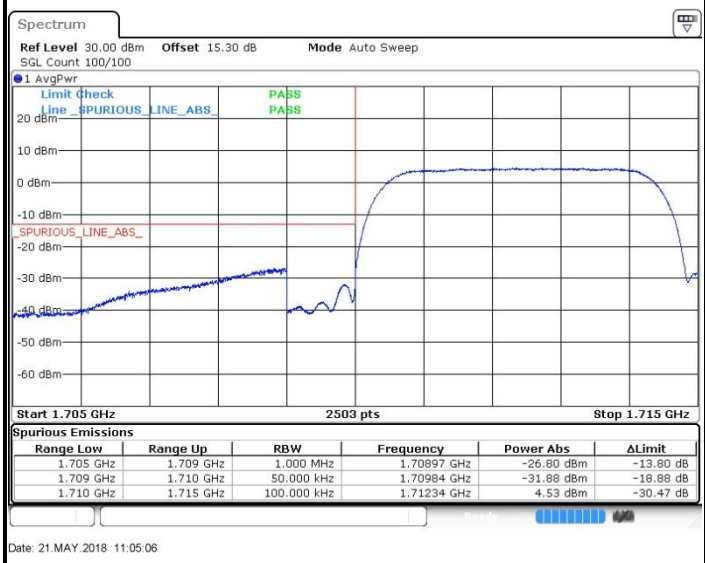

Spurious Emissions

Range Low	Range Up	RBW	Frequency	Power Abs	ΔLimit
1.705 GHz	1.709 GHz	1.000 MHz	1.70897 GHz	-26.80 dBm	-13.80 dB
1.709 GHz	1.710 GHz	50.000 kHz	1.70984 GHz	-31.88 dBm	-18.88 dB
1.710 GHz	1.715 GHz	100.000 kHz	1.71234 GHz	4.53 dBm	-30.47 dB

Date: 21.MAY.2018 11:05:06

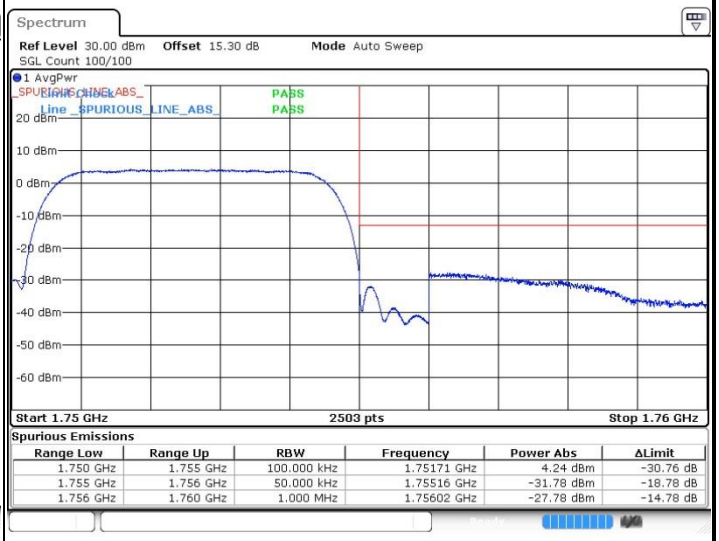

Spurious Emissions

Range Low	Range Up	RBW	Frequency	Power Abs	ΔLimit
1.750 GHz	1.755 GHz	100.000 kHz	1.75171 GHz	4.24 dBm	-30.76 dB
1.755 GHz	1.756 GHz	50.000 kHz	1.75516 GHz	-31.78 dBm	-18.78 dB
1.756 GHz	1.760 GHz	1.000 MHz	1.75602 GHz	-27.78 dBm	-14.78 dB

Date: 21.MAY.2018 11:07:48

CDMA BC0 (1xRTT)	
Lowest Band Edge	**Highest Band Edge**
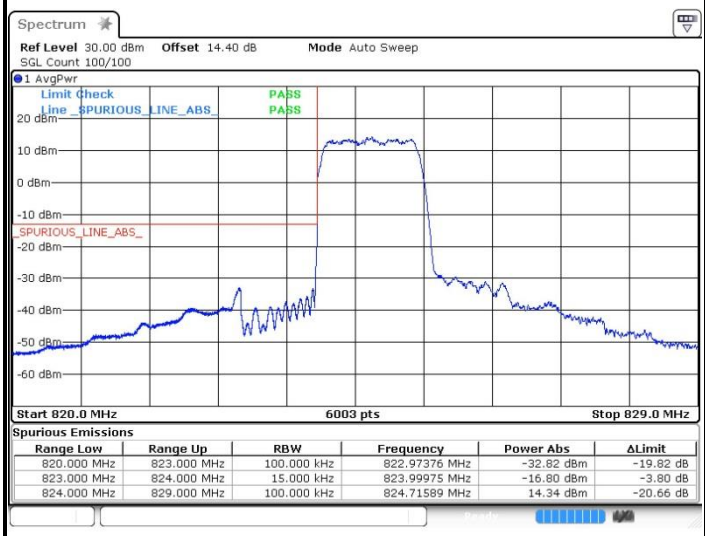	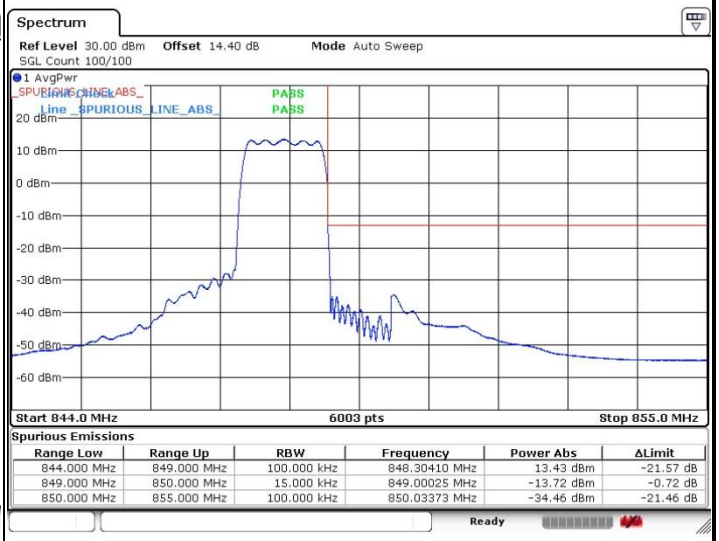

Spurious Emissions

Range Low	Range Up	RBW	Frequency	Power Abs	ΔLimit
820.000 MHz	823.000 MHz	100.000 kHz	822.97376 MHz	-32.82 dBm	-19.82 dB
823.000 MHz	824.000 MHz	15.000 kHz	823.99975 MHz	-16.80 dBm	-3.80 dB
824.000 MHz	829.000 MHz	100.000 kHz	824.71589 MHz	14.34 dBm	-20.66 dB

Date: 4.JUN.2018 18:37:10

Spurious Emissions

Range Low	Range Up	RBW	Frequency	Power Abs	ΔLimit
844.000 MHz	849.000 MHz	100.000 kHz	848.30410 MHz	13.43 dBm	-21.57 dB
849.000 MHz	850.000 MHz	15.000 kHz	849.00025 MHz	-13.72 dBm	-0.72 dB
850.000 MHz	855.000 MHz	100.000 kHz	850.03373 MHz	-34.46 dBm	-21.46 dB

Date: 29.MAY.2018 11:10:38

Conducted Spurious Emission

GSM850 (GSM)

Lowest Channel

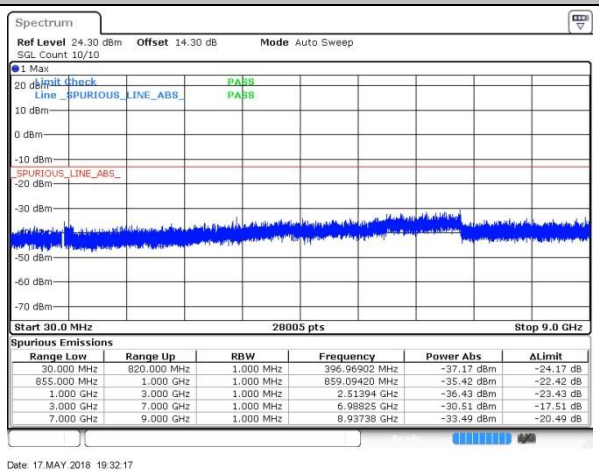

Spurious Emissions

Range Low	Range Up	RBW	Frequency	Power Abs	ΔLimit
30.000 MHz	820.000 MHz	1.000 MHz	396.96902 MHz	-37.17 dBm	-24.17 dB
855.000 MHz	1.000 GHz	1.000 MHz	859.09420 MHz	-35.42 dBm	-22.42 dB
1.000 GHz	3.000 GHz	1.000 MHz	2.51394 GHz	-36.43 dBm	-23.43 dB
3.000 GHz	7.000 GHz	1.000 MHz	6.98825 GHz	-30.51 dBm	-17.51 dB
7.000 GHz	9.000 GHz	1.000 MHz	8.93738 GHz	-33.49 dBm	-20.49 dB

Date: 17.MAY.2018 19:32:17

Middle Channel

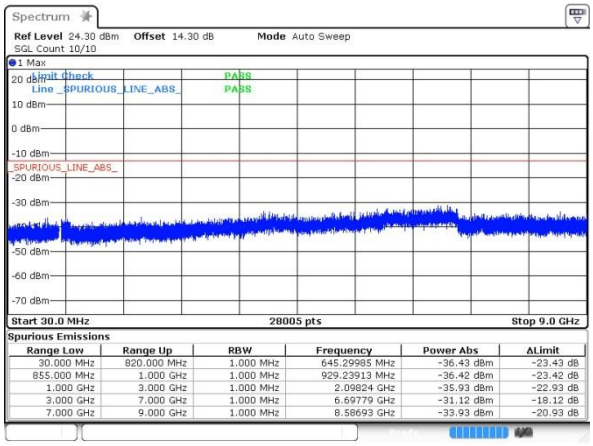

Spurious Emissions

Range Low	Range Up	RBW	Frequency	Power Abs	ΔLimit
30.000 MHz	820.000 MHz	1.000 MHz	645.29985 MHz	-36.43 dBm	-23.43 dB
855.000 MHz	1.000 GHz	1.000 MHz	929.23913 MHz	-36.42 dBm	-23.42 dB
1.000 GHz	3.000 GHz	1.000 MHz	2.09824 GHz	-35.93 dBm	-22.93 dB
3.000 GHz	7.000 GHz	1.000 MHz	6.69779 GHz	-31.12 dBm	-18.12 dB
7.000 GHz	9.000 GHz	1.000 MHz	8.58693 GHz	-33.93 dBm	-20.93 dB

Date: 17.MAY.2018 19:33:42

Highest Channel

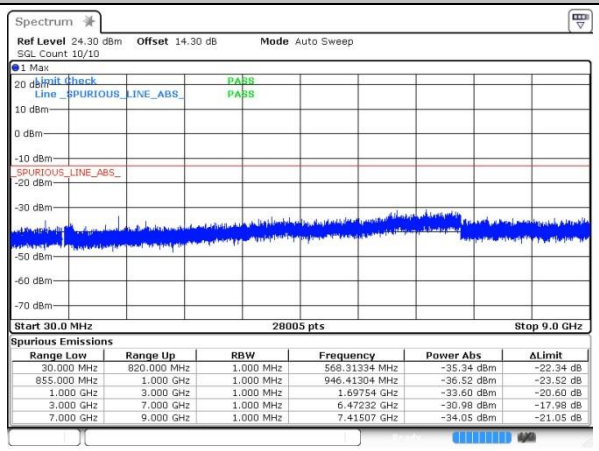

Spurious Emissions

Range Low	Range Up	RBW	Frequency	Power Abs	ΔLimit
30.000 MHz	820.000 MHz	1.000 MHz	568.31334 MHz	-35.34 dBm	-22.34 dB
855.000 MHz	1.000 GHz	1.000 MHz	946.41304 MHz	-36.52 dBm	-23.52 dB
1.000 GHz	3.000 GHz	1.000 MHz	1.69754 GHz	-33.60 dBm	-20.60 dB
3.000 GHz	7.000 GHz	1.000 MHz	6.47232 GHz	-30.98 dBm	-17.98 dB
7.000 GHz	9.000 GHz	1.000 MHz	7.41507 GHz	-34.05 dBm	-21.05 dB

Date: 17.MAY.2018 19:36:07

GSM850 (EDGE class 8)

Lowest Channel

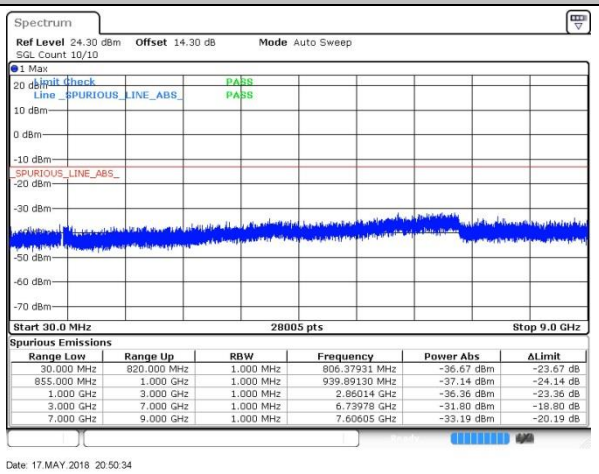

Spurious Emissions

Range Low	Range Up	RBW	Frequency	Power Abs	ΔLimit
30.000 MHz	820.000 MHz	1.000 MHz	806.37931 MHz	-36.67 dBm	-23.67 dB
855.000 MHz	1.000 GHz	1.000 MHz	939.89130 MHz	-37.14 dBm	-24.14 dB
1.000 GHz	3.000 GHz	1.000 MHz	2.86014 GHz	-36.36 dBm	-23.36 dB
3.000 GHz	7.000 GHz	1.000 MHz	6.73978 GHz	-31.80 dBm	-18.80 dB
7.000 GHz	9.000 GHz	1.000 MHz	7.60605 GHz	-33.19 dBm	-20.19 dB

Date: 17.MAY.2018 20:50:34

Middle Channel

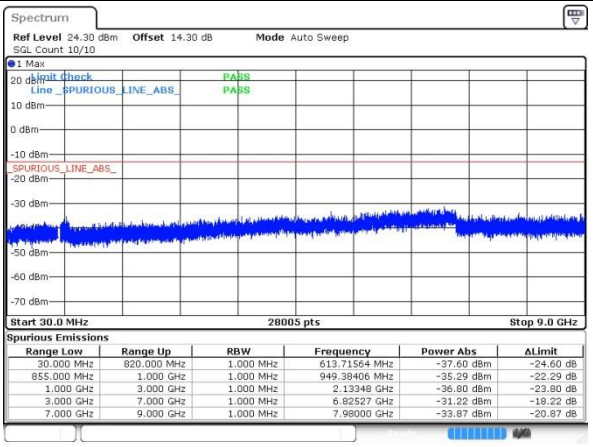

Spurious Emissions

Range Low	Range Up	RBW	Frequency	Power Abs	ΔLimit
30.000 MHz	820.000 MHz	1.000 MHz	613.71564 MHz	-37.60 dBm	-24.60 dB
855.000 MHz	1.000 GHz	1.000 MHz	949.38406 MHz	-35.29 dBm	-22.29 dB
1.000 GHz	3.000 GHz	1.000 MHz	2.13348 GHz	-36.80 dBm	-23.80 dB
3.000 GHz	7.000 GHz	1.000 MHz	6.82527 GHz	-31.22 dBm	-18.22 dB
7.000 GHz	9.000 GHz	1.000 MHz	7.98000 GHz	-33.87 dBm	-20.87 dB

Date: 17.MAY.2018 20:52:10

Highest Channel

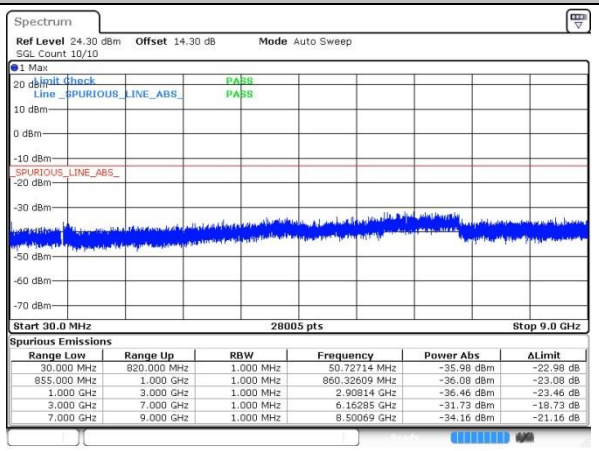

Spurious Emissions

Range Low	Range Up	RBW	Frequency	Power Abs	ΔLimit
30.000 MHz	820.000 MHz	1.000 MHz	50.72714 MHz	-35.98 dBm	-22.98 dB
855.000 MHz	1.000 GHz	1.000 MHz	860.32609 MHz	-36.08 dBm	-23.08 dB
1.000 GHz	3.000 GHz	1.000 MHz	2.90814 GHz	-36.46 dBm	-23.46 dB
3.000 GHz	7.000 GHz	1.000 MHz	6.16285 GHz	-31.73 dBm	-18.73 dB
7.000 GHz	9.000 GHz	1.000 MHz	8.50069 GHz	-34.16 dBm	-21.16 dB

Date: 17.MAY.2018 20:53:36

GSM1900 (GSM)

Lowest Channel

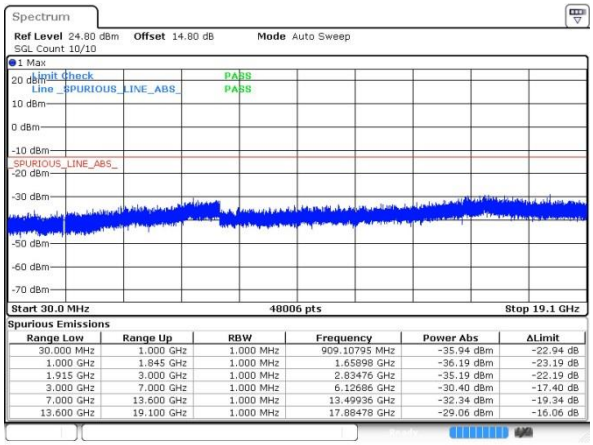

Spurious Emissions

Range Low	Range Up	RBW	Frequency	Power Abs	ΔLimit
30.000 MHz	1.000 GHz	1.000 MHz	909.10795 MHz	-35.94 dBm	-22.94 dB
1.000 GHz	1.845 GHz	1.000 MHz	1.65898 GHz	-36.19 dBm	-23.19 dB
1.915 GHz	3.000 GHz	1.000 MHz	2.83476 GHz	-35.19 dBm	-22.19 dB
3.000 GHz	7.000 GHz	1.000 MHz	6.12686 GHz	-30.40 dBm	-17.40 dB
7.000 GHz	13.600 GHz	1.000 MHz	13.49936 GHz	-32.34 dBm	-19.34 dB
13.600 GHz	19.100 GHz	1.000 MHz	17.88478 GHz	-29.06 dBm	-16.06 dB

Date: 17.MAY.2018 20:15:38

Middle Channel

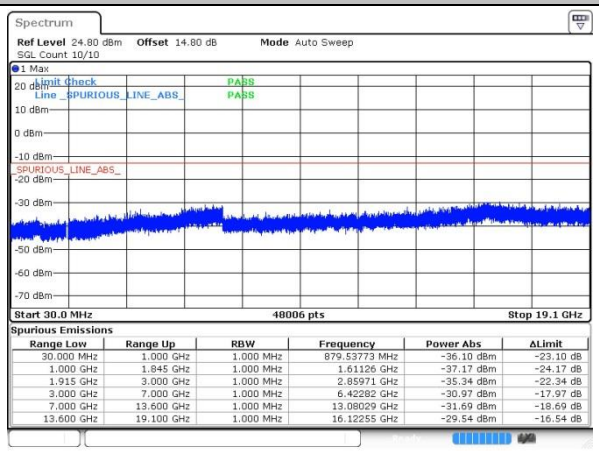

Spurious Emissions

Range Low	Range Up	RBW	Frequency	Power Abs	ΔLimit
30.000 MHz	1.000 GHz	1.000 MHz	879.53773 MHz	-36.10 dBm	-23.10 dB
1.000 GHz	1.845 GHz	1.000 MHz	1.61126 GHz	-37.17 dBm	-24.17 dB
1.915 GHz	3.000 GHz	1.000 MHz	2.85971 GHz	-35.34 dBm	-22.34 dB
3.000 GHz	7.000 GHz	1.000 MHz	6.42282 GHz	-30.97 dBm	-17.97 dB
7.000 GHz	13.600 GHz	1.000 MHz	13.08029 GHz	-31.69 dBm	-18.69 dB
13.600 GHz	19.100 GHz	1.000 MHz	16.12255 GHz	-29.54 dBm	-16.54 dB

Date: 17.MAY.2018 20:17:14

Highest Channel

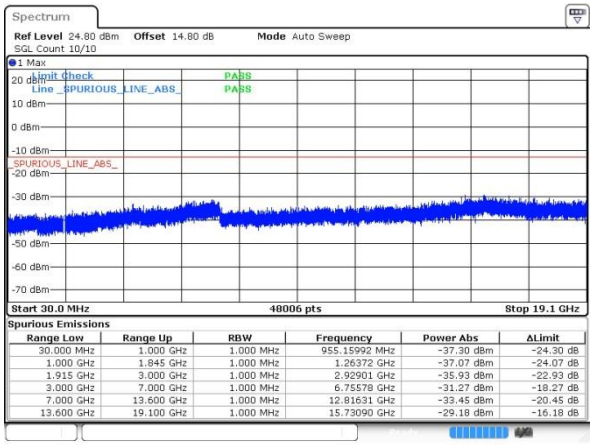

Spurious Emissions

Range Low	Range Up	RBW	Frequency	Power Abs	ΔLimit
30.000 MHz	1.000 GHz	1.000 MHz	955.15992 MHz	-37.30 dBm	-24.30 dB
1.000 GHz	1.845 GHz	1.000 MHz	1.26372 GHz	-37.07 dBm	-24.07 dB
1.915 GHz	3.000 GHz	1.000 MHz	2.92901 GHz	-35.93 dBm	-22.93 dB
3.000 GHz	7.000 GHz	1.000 MHz	6.75578 GHz	-31.27 dBm	-18.27 dB
7.000 GHz	13.600 GHz	1.000 MHz	12.81631 GHz	-33.45 dBm	-20.45 dB
13.600 GHz	19.100 GHz	1.000 MHz	15.73090 GHz	-29.18 dBm	-16.18 dB

Date: 17.MAY.2018 20:18:42

GSM1900 (EDGE class 8)

Lowest Channel

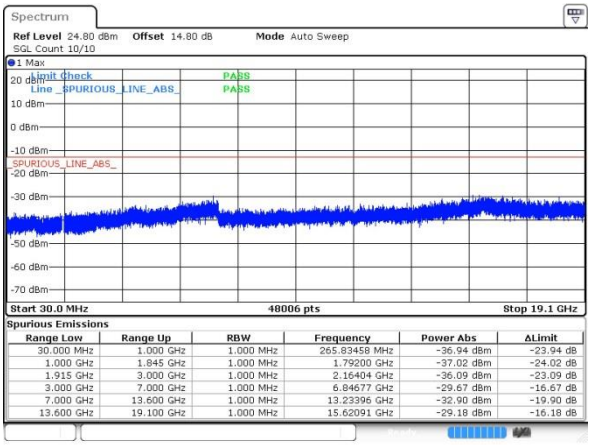

Spurious Emissions

Range Low	Range Up	RBW	Frequency	Power Abs	ΔLimit
30.000 MHz	1.000 GHz	1.000 MHz	265.83458 MHz	-36.94 dBm	-23.94 dB
1.000 GHz	1.845 GHz	1.000 MHz	1.79200 GHz	-37.02 dBm	-24.02 dB
1.915 GHz	3.000 GHz	1.000 MHz	2.16404 GHz	-36.09 dBm	-23.09 dB
3.000 GHz	7.000 GHz	1.000 MHz	6.84677 GHz	-29.67 dBm	-16.67 dB
7.000 GHz	13.600 GHz	1.000 MHz	13.23396 GHz	-32.90 dBm	-19.90 dB
13.600 GHz	19.100 GHz	1.000 MHz	15.62091 GHz	-29.18 dBm	-16.18 dB

Date: 17.MAY.2018 21:13:43

Middle Channel

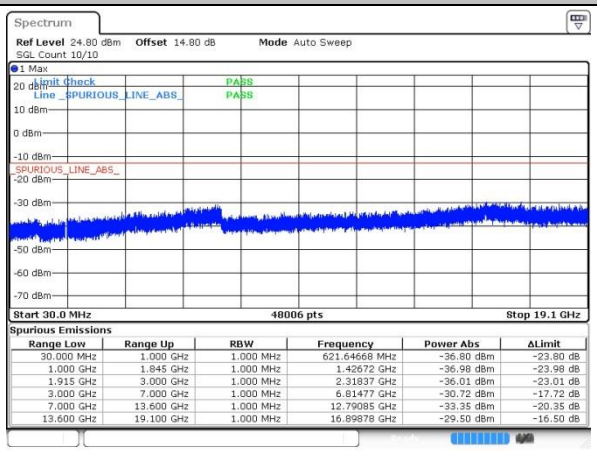

Spurious Emissions

Range Low	Range Up	RBW	Frequency	Power Abs	ΔLimit
30.000 MHz	1.000 GHz	1.000 MHz	621.64668 MHz	-36.80 dBm	-23.80 dB
1.000 GHz	1.845 GHz	1.000 MHz	1.42672 GHz	-36.98 dBm	-23.98 dB
1.915 GHz	3.000 GHz	1.000 MHz	2.31837 GHz	-36.01 dBm	-23.01 dB
3.000 GHz	7.000 GHz	1.000 MHz	6.81477 GHz	-30.72 dBm	-17.72 dB
7.000 GHz	13.600 GHz	1.000 MHz	12.79085 GHz	-33.35 dBm	-20.35 dB
13.600 GHz	19.100 GHz	1.000 MHz	16.89878 GHz	-29.50 dBm	-16.50 dB

Date: 17.MAY.2018 21:15:09

Highest Channel

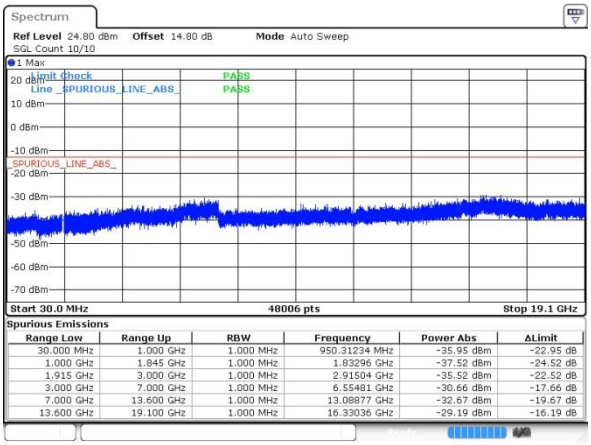

Spurious Emissions

Range Low	Range Up	RBW	Frequency	Power Abs	ΔLimit
30.000 MHz	1.000 GHz	1.000 MHz	950.31234 MHz	-35.95 dBm	-22.95 dB
1.000 GHz	1.845 GHz	1.000 MHz	1.83296 GHz	-37.52 dBm	-24.52 dB
1.915 GHz	3.000 GHz	1.000 MHz	2.91504 GHz	-35.52 dBm	-22.52 dB
3.000 GHz	7.000 GHz	1.000 MHz	6.55481 GHz	-30.66 dBm	-17.66 dB
7.000 GHz	13.600 GHz	1.000 MHz	13.08877 GHz	-32.67 dBm	-19.67 dB
13.600 GHz	19.100 GHz	1.000 MHz	16.33036 GHz	-29.19 dBm	-16.19 dB

Date: 17.MAY.2018 21:16:33

WCDMA Band V (RMC 12.2Kbps)

Lowest Channel

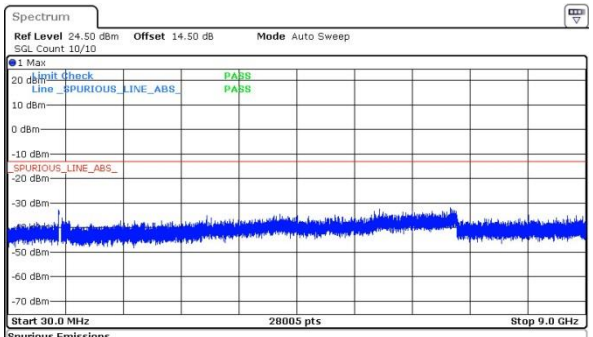

Spurious Emissions

Range Low	Range Up	RBW	Frequency	Power Abs	ΔLimit
30.000 MHz	820.000 MHz	1.000 MHz	818.61819 MHz	-32.67 dBm	-19.67 dB
855.000 MHz	1.000 GHz	1.000 MHz	871.99275 MHz	-36.20 dBm	-23.20 dB
1.000 GHz	3.000 GHz	1.000 MHz	2.41670 GHz	-37.30 dBm	-24.30 dB
3.000 GHz	7.000 GHz	1.000 MHz	6.90326 GHz	-32.00 dBm	-19.00 dB
7.000 GHz	9.000 GHz	1.000 MHz	8.11649 GHz	-34.95 dBm	-21.95 dB

Date: 21.MAY.2018 10:53:02

Middle Channel

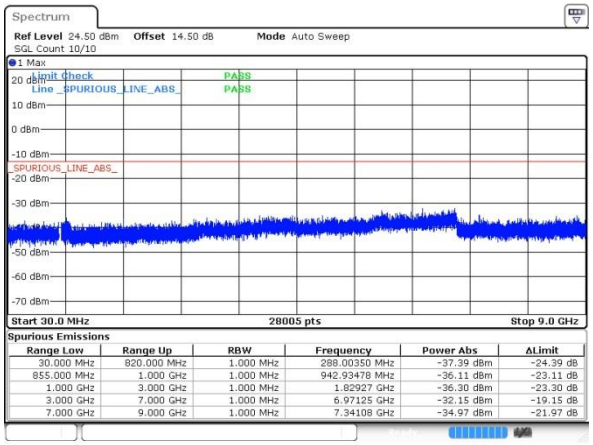

Spurious Emissions

Range Low	Range Up	RBW	Frequency	Power Abs	ΔLimit
30.000 MHz	820.000 MHz	1.000 MHz	288.00350 MHz	-37.39 dBm	-24.39 dB
855.000 MHz	1.000 GHz	1.000 MHz	942.93478 MHz	-36.11 dBm	-23.11 dB
1.000 GHz	3.000 GHz	1.000 MHz	1.82927 GHz	-36.30 dBm	-23.30 dB
3.000 GHz	7.000 GHz	1.000 MHz	6.97125 GHz	-32.15 dBm	-19.15 dB
7.000 GHz	9.000 GHz	1.000 MHz	7.34108 GHz	-34.97 dBm	-21.97 dB

Date: 21.MAY.2018 10:54:17

Highest Channel

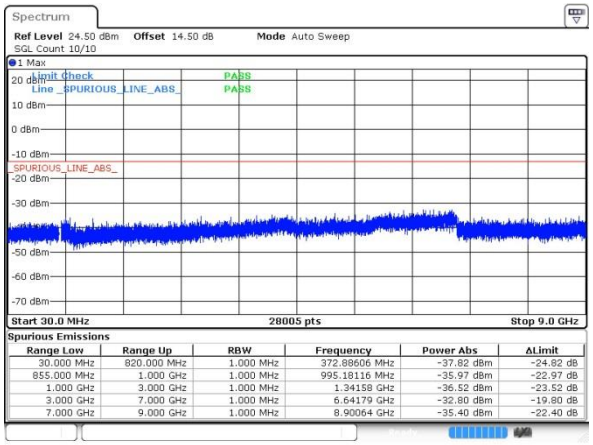

Spurious Emissions

Range Low	Range Up	RBW	Frequency	Power Abs	ΔLimit
30.000 MHz	820.000 MHz	1.000 MHz	372.88606 MHz	-37.82 dBm	-24.82 dB
855.000 MHz	1.000 GHz	1.000 MHz	995.18116 MHz	-35.97 dBm	-22.97 dB
1.000 GHz	3.000 GHz	1.000 MHz	1.34158 GHz	-36.52 dBm	-23.52 dB
3.000 GHz	7.000 GHz	1.000 MHz	6.64179 GHz	-32.80 dBm	-19.80 dB
7.000 GHz	9.000 GHz	1.000 MHz	8.90064 GHz	-35.40 dBm	-22.40 dB

Date: 21.MAY.2018 10:55:32

WCDMA Band II (RMC 12.2Kbps)

Lowest Channel

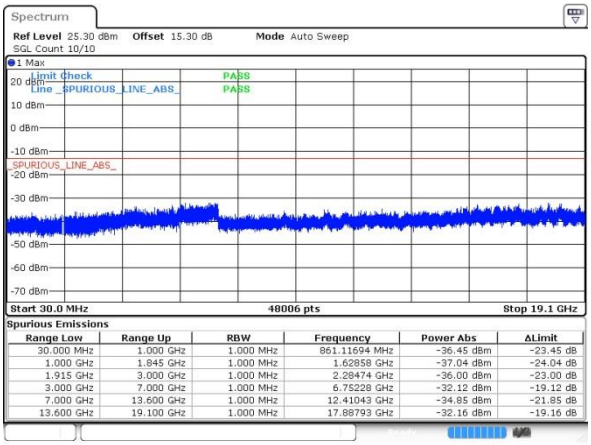

Spurious Emissions

Range Low	Range Up	RBW	Frequency	Power Abs	ΔLimit
30.000 MHz	1.000 GHz	1.000 MHz	861.11694 MHz	-36.45 dBm	-23.45 dB
1.000 GHz	1.845 GHz	1.000 MHz	1.62858 GHz	-37.04 dBm	-24.04 dB
1.915 GHz	3.000 GHz	1.000 MHz	2.28474 GHz	-36.00 dBm	-23.00 dB
3.000 GHz	7.000 GHz	1.000 MHz	6.75228 GHz	-32.12 dBm	-19.12 dB
7.000 GHz	13.600 GHz	1.000 MHz	12.41043 GHz	-34.85 dBm	-21.85 dB
13.600 GHz	19.100 GHz	1.000 MHz	17.88793 GHz	-32.16 dBm	-19.16 dB

Date: 21.MAY.2018 11:25:19

Middle Channel

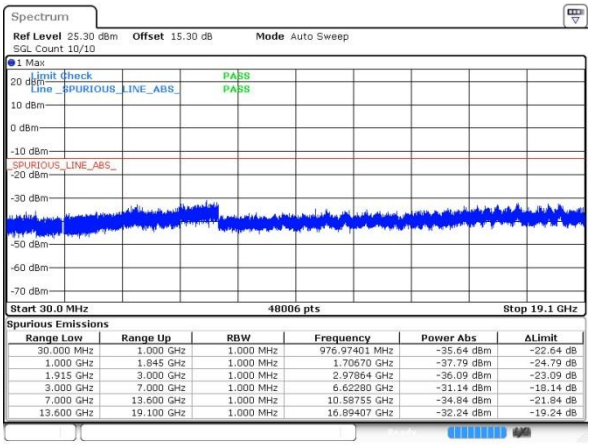

Spurious Emissions

Range Low	Range Up	RBW	Frequency	Power Abs	ΔLimit
30.000 MHz	1.000 GHz	1.000 MHz	976.97401 MHz	-35.64 dBm	-22.64 dB
1.000 GHz	1.845 GHz	1.000 MHz	1.70670 GHz	-37.79 dBm	-24.79 dB
1.915 GHz	3.000 GHz	1.000 MHz	2.97864 GHz	-36.09 dBm	-23.09 dB
3.000 GHz	7.000 GHz	1.000 MHz	6.62280 GHz	-31.14 dBm	-18.14 dB
7.000 GHz	13.600 GHz	1.000 MHz	10.58755 GHz	-34.84 dBm	-21.84 dB
13.600 GHz	19.100 GHz	1.000 MHz	16.89407 GHz	-32.24 dBm	-19.24 dB

Date: 21.MAY.2018 11:26:34

Highest Channel

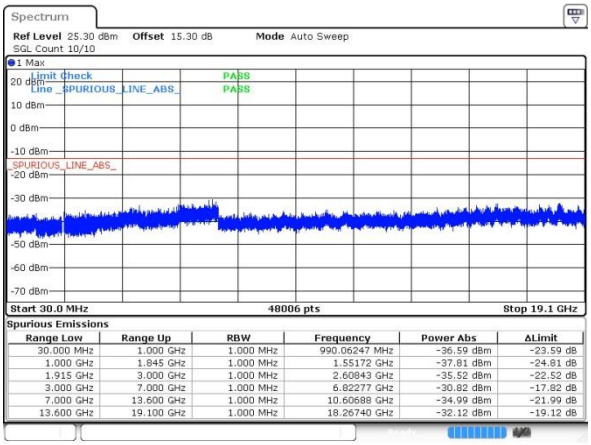

Spurious Emissions

Range Low	Range Up	RBW	Frequency	Power Abs	ΔLimit
30.000 MHz	1.000 GHz	1.000 MHz	990.06247 MHz	-36.59 dBm	-23.59 dB
1.000 GHz	1.845 GHz	1.000 MHz	1.55172 GHz	-37.81 dBm	-24.81 dB
1.915 GHz	3.000 GHz	1.000 MHz	2.60843 GHz	-35.52 dBm	-22.52 dB
3.000 GHz	7.000 GHz	1.000 MHz	6.82277 GHz	-30.82 dBm	-17.82 dB
7.000 GHz	13.600 GHz	1.000 MHz	10.60688 GHz	-34.99 dBm	-21.99 dB
13.600 GHz	19.100 GHz	1.000 MHz	18.26740 GHz	-32.12 dBm	-19.12 dB

Date: 21.MAY.2018 11:27:50

WCDMA Band IV (RMC 12.2Kbps)

Lowest Channel

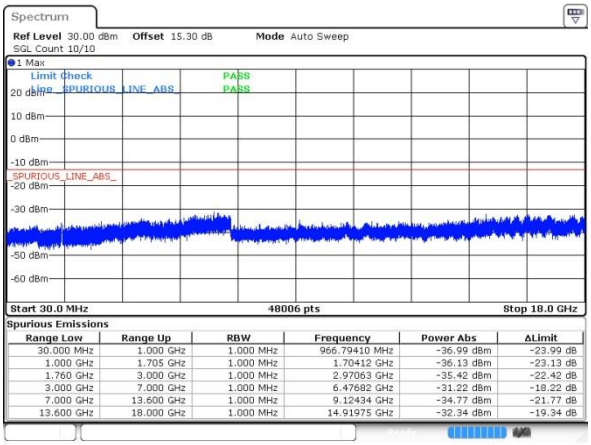

Spurious Emissions

Range Low	Range Up	RBW	Frequency	Power Abs	ΔLimit
30.000 MHz	1.000 GHz	1.000 MHz	966.79410 MHz	-36.99 dBm	-23.99 dB
1.000 GHz	1.705 GHz	1.000 MHz	1.70412 GHz	-36.13 dBm	-23.13 dB
1.760 GHz	3.000 GHz	1.000 MHz	2.97063 GHz	-35.42 dBm	-22.42 dB
3.000 GHz	7.000 GHz	1.000 MHz	6.47682 GHz	-31.22 dBm	-18.22 dB
7.000 GHz	13.600 GHz	1.000 MHz	9.12434 GHz	-34.77 dBm	-21.77 dB
13.600 GHz	18.000 GHz	1.000 MHz	14.91975 GHz	-32.34 dBm	-19.34 dB

Date: 21.MAY.2018 11:09:14

Middle Channel

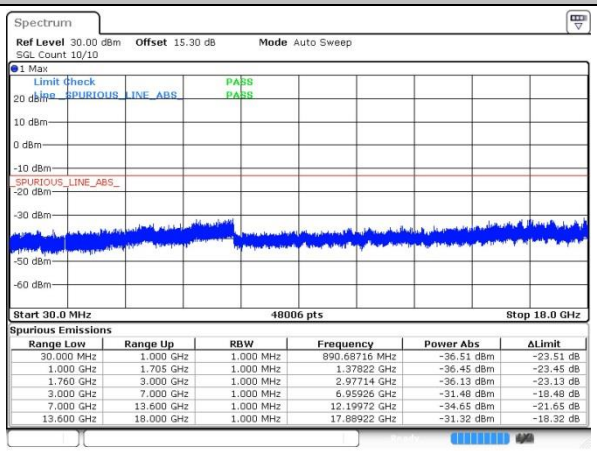

Spurious Emissions

Range Low	Range Up	RBW	Frequency	Power Abs	ΔLimit
30.000 MHz	1.000 GHz	1.000 MHz	890.68716 MHz	-36.51 dBm	-23.51 dB
1.000 GHz	1.705 GHz	1.000 MHz	1.37822 GHz	-36.45 dBm	-23.45 dB
1.760 GHz	3.000 GHz	1.000 MHz	2.97714 GHz	-36.13 dBm	-23.13 dB
3.000 GHz	7.000 GHz	1.000 MHz	6.95926 GHz	-31.48 dBm	-18.48 dB
7.000 GHz	13.600 GHz	1.000 MHz	12.19972 GHz	-34.65 dBm	-21.65 dB
13.600 GHz	18.000 GHz	1.000 MHz	17.88922 GHz	-31.32 dBm	-18.32 dB

Date: 21.MAY.2018 11:10:30

Highest Channel

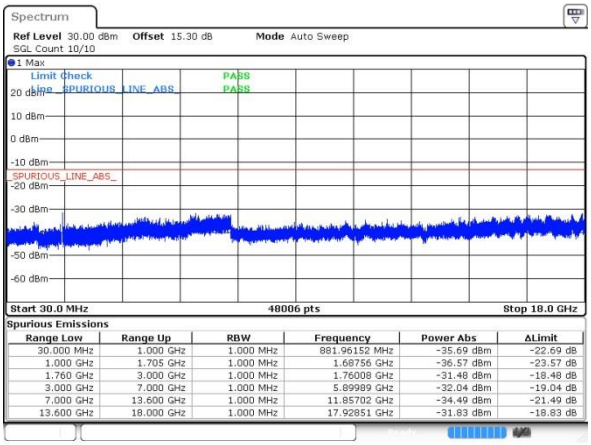

Spurious Emissions

Range Low	Range Up	RBW	Frequency	Power Abs	ΔLimit
30.000 MHz	1.000 GHz	1.000 MHz	881.96152 MHz	-35.69 dBm	-22.69 dB
1.000 GHz	1.705 GHz	1.000 MHz	1.68756 GHz	-36.57 dBm	-23.57 dB
1.760 GHz	3.000 GHz	1.000 MHz	1.76008 GHz	-31.48 dBm	-18.48 dB
3.000 GHz	7.000 GHz	1.000 MHz	5.89989 GHz	-32.04 dBm	-19.04 dB
7.000 GHz	13.600 GHz	1.000 MHz	11.85702 GHz	-34.49 dBm	-21.49 dB
13.600 GHz	18.000 GHz	1.000 MHz	17.92851 GHz	-31.83 dBm	-18.83 dB

Date: 21.MAY.2018 11:11:45

CDMA BC0 (1xRTT)

Lowest Channel

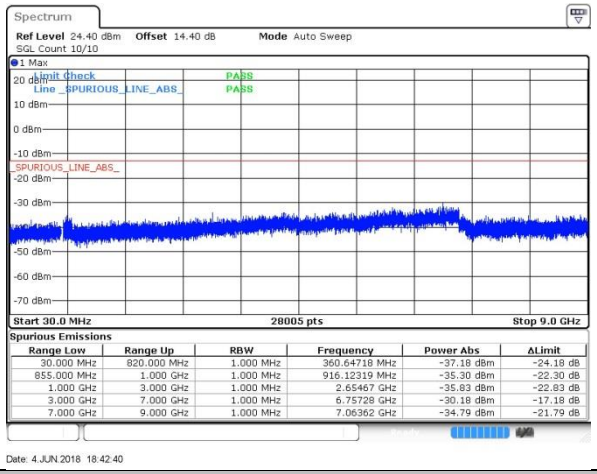

Spurious Emissions

Range Low	Range Up	RBW	Frequency	Power Abs	ΔLimit
30.000 MHz	820.000 MHz	1.000 MHz	360.64718 MHz	-37.18 dBm	-24.18 dB
855.000 MHz	1.000 GHz	1.000 MHz	916.12319 MHz	-35.30 dBm	-22.30 dB
1.000 GHz	3.000 GHz	1.000 MHz	2.65467 GHz	-35.83 dBm	-22.83 dB
3.000 GHz	7.000 GHz	1.000 MHz	6.75728 GHz	-30.18 dBm	-17.18 dB
7.000 GHz	9.000 GHz	1.000 MHz	7.06362 GHz	-34.79 dBm	-21.79 dB

Date: 4.JUN.2018 18:42:40

Middle Channel

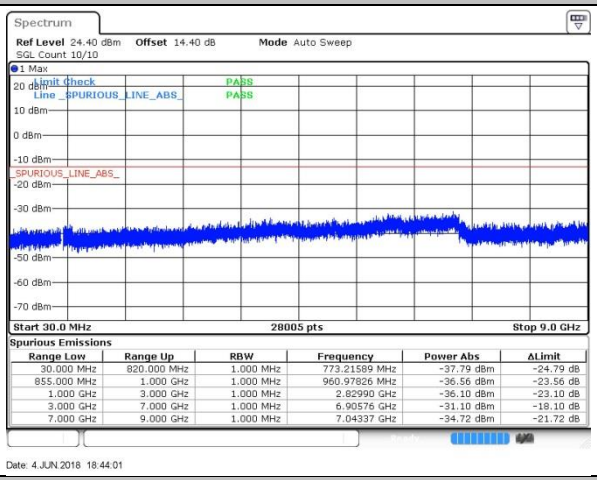

Spurious Emissions

Range Low	Range Up	RBW	Frequency	Power Abs	ΔLimit
30.000 MHz	820.000 MHz	1.000 MHz	773.21589 MHz	-37.79 dBm	-24.79 dB
855.000 MHz	1.000 GHz	1.000 MHz	960.97826 MHz	-36.56 dBm	-23.56 dB
1.000 GHz	3.000 GHz	1.000 MHz	2.82990 GHz	-36.10 dBm	-23.10 dB
3.000 GHz	7.000 GHz	1.000 MHz	6.90576 GHz	-31.10 dBm	-18.10 dB
7.000 GHz	9.000 GHz	1.000 MHz	7.04337 GHz	-34.72 dBm	-21.72 dB

Date: 4.JUN.2018 18:44:01

Highest Channel

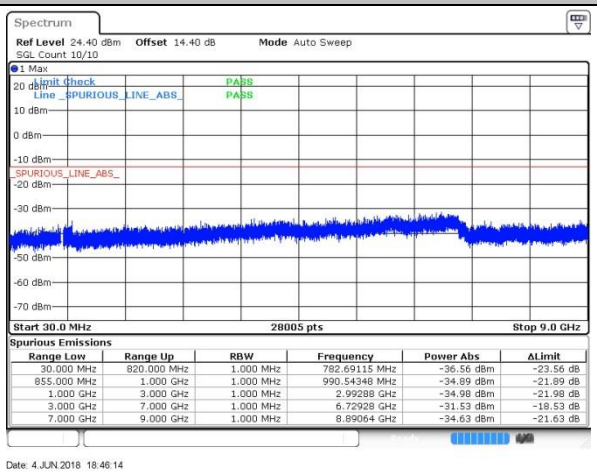

Spurious Emissions

Range Low	Range Up	RBW	Frequency	Power Abs	ΔLimit
30.000 MHz	820.000 MHz	1.000 MHz	782.69115 MHz	-36.56 dBm	-23.56 dB
855.000 MHz	1.000 GHz	1.000 MHz	990.54348 MHz	-34.89 dBm	-21.89 dB
1.000 GHz	3.000 GHz	1.000 MHz	2.99288 GHz	-34.98 dBm	-21.98 dB
3.000 GHz	7.000 GHz	1.000 MHz	6.72928 GHz	-31.53 dBm	-18.53 dB
7.000 GHz	9.000 GHz	1.000 MHz	8.89064 GHz	-34.63 dBm	-21.63 dB

Date: 4.JUN.2018 18:46:14

Frequency Stability

Test Conditions	Middle Channel	GSM850 (GSM)	GSM850 (EDGE class 8)	Limit 2.5ppm
Temperature (°C)	Voltage (Volt)	Deviation (ppm)		Result
50	Normal Voltage	0.0048	0.0060	PASS
40	Normal Voltage	0.0526	0.0167	
30	Normal Voltage	0.0120	0.0538	
20(Ref.)	Normal Voltage	0.0000	0.0000	
10	Normal Voltage	0.0574	0.0335	
0	Normal Voltage	0.0191	0.0538	
-10	Normal Voltage	0.0084	0.0466	
-20	Normal Voltage	0.0143	0.0167	
-30	Normal Voltage	0.0108	0.0478	
20	Maximum Voltage	0.0466	0.0514	
20	Normal Voltage	0.0155	0.0132	
20	Battery End Point	0.0395	0.0395	

Note: Normal Voltage = 3.85 V. ；Battery End Point (BEP) =3.7 V.；Maximum Voltage =4.4 V

Test Conditions	Middle Channel	GSM1900 (GSM)	GSM1900 (EDGE class 8)	Limit Note 2.
Temperature (°C)	Voltage (Volt)	Deviation (ppm)		Result
50	Normal Voltage	0.0053	0.0005	PASS
40	Normal Voltage	0.0016	0.0016	
30	Normal Voltage	0.0027	0.0021	
20(Ref.)	Normal Voltage	0.0000	0.0000	
10	Normal Voltage	0.0170	0.0255	
0	Normal Voltage	0.0074	0.0186	
-10	Normal Voltage	0.0160	0.0011	
-20	Normal Voltage	0.0218	0.0037	
-30	Normal Voltage	0.0005	0.0213	
20	Maximum Voltage	0.0053	0.0160	
20	Normal Voltage	0.0021	0.0016	
20	Battery End Point	0.0133	0.0011	

Note:

1. Normal Voltage = 3.85 V. ；Battery End Point (BEP) =3.7 V.；Maximum Voltage =4.4 V
2. The frequency fundamental emissions stay within the authorized frequency block based on the frequency deviation measured is small.

Test Conditions	Middle Channel	WCDMA Band V (RMC 12.2KbpsRMC 12.2Kbps)	Limit 2.5ppm
Temperature (°C)	Voltage (Volt)	Deviation (ppm)	Result
50	Normal Voltage	0.0060	PASS
40	Normal Voltage	0.0395	
30	Normal Voltage	0.0442	
20(Ref.)	Normal Voltage	0.0000	
10	Normal Voltage	0.0072	
0	Normal Voltage	0.0323	
-10	Normal Voltage	0.0048	
-20	Normal Voltage	0.0167	
-30	Normal Voltage	0.0311	
20	Maximum Voltage	0.0442	
20	Normal Voltage	0.0155	
20	Battery End Point	0.0012	

Note: Normal Voltage = 3.85 V. ；Battery End Point (BEP) =3.7 V.；Maximum Voltage =4.4 V

Test Conditions	Middle Channel	WCDMA Band II (RMC 12.2Kbps)	Limit Note 2.
Temperature (°C)	Voltage (Volt)	Deviation (ppm)	Result
50	Normal Voltage	0.0186	PASS
40	Normal Voltage	0.0128	
30	Normal Voltage	0.0165	
20(Ref.)	Normal Voltage	0.0000	
10	Normal Voltage	0.0117	
0	Normal Voltage	0.0154	
-10	Normal Voltage	0.0239	
-20	Normal Voltage	0.0005	
-30	Normal Voltage	0.0117	
20	Maximum Voltage	0.0165	
20	Normal Voltage	0.0005	
20	Battery End Point	0.0032	

Note:

1. Normal Voltage = 3.85 V. ；Battery End Point (BEP) =3.7 V.；Maximum Voltage =4.4 V
2. The frequency fundamental emissions stay within the authorized frequency block based on the frequency deviation measured is small.

Test Conditions	Middle Channel	WCDMA Band IV (RMC 12.2Kbps)	Limit Note 2.
Temperature (°C)	Voltage (Volt)	Deviation (ppm)	Result
50	Normal Voltage	0.0069	PASS
40	Normal Voltage	0.0156	
30	Normal Voltage	0.0017	
20(Ref.)	Normal Voltage	0.0000	
10	Normal Voltage	0.0012	
0	Normal Voltage	0.0058	
-10	Normal Voltage	0.0150	
-20	Normal Voltage	0.0167	
-30	Normal Voltage	0.0092	
20	Maximum Voltage	0.0092	
20	Normal Voltage	0.0006	
20	Battery End Point	0.0167	

Note:

1. Normal Voltage = 3.85 V. ；Battery End Point (BEP) =3.7 V.；Maximum Voltage =4.4 V
2. The frequency fundamental emissions stay within the authorized frequency block based on the frequency deviation measured is small.

Test Conditions	Middle Channel	CDMA BC0 (1xRTT)	Limit 2.5ppm
Temperature (°C)	Voltage (Volt)	Deviation (ppm)	Result
50	Normal Voltage	0.0311	PASS
40	Normal Voltage	0.0084	
30	Normal Voltage	0.0179	
20(Ref.)	Normal Voltage	0.0000	
10	Normal Voltage	0.0323	
0	Normal Voltage	0.0167	
-10	Normal Voltage	0.0299	
-20	Normal Voltage	0.0096	
-30	Normal Voltage	0.0072	
20	Maximum Voltage	0.0406	
20	Normal Voltage	0.0143	
20	Battery End Point	0.0155	

Note: Normal Voltage = 3.85 V. ；Battery End Point (BEP) =3.7 V.；Maximum Voltage =4.4 V

Appendix B. Test Results of Conducted Test

Radiated Spurious Emission

GSM850 (GSM)								
Channel	Frequency (MHz)	ERP (dBm)	Limit (dBm)	Over Limit (dB)	S.G. Power (dBm)	TX Cable loss (dB)	TX Antenna Gain (dBi)	Polarization (H/V)
Middle	1672	-35.85	-13	-22.85	-42.50	1.40	10.20	H
	2508	-51.13	-13	-38.13	-58.38	1.91	11.30	H
	3345	-57.54	-13	-44.54	-65.36	2.63	12.60	H
	1672	-37.04	-13	-24.04	-43.69	1.40	10.20	V
	2510	-51.52	-13	-38.52	-58.77	1.91	11.30	V
	3345	-59.29	-13	-46.29	-67.11	2.63	12.60	V

Remark: Spurious emissions within 30-1000MHz were found more than 20dB below limit line.

GSM850 (EDGE class 8)								
Channel	Frequency (MHz)	ERP (dBm)	Limit (dBm)	Over Limit (dB)	S.G. Power (dBm)	TX Cable loss (dB)	TX Antenna Gain (dBi)	Polarization (H/V)
Middle	1672	-50.03	-13	-37.03	-56.68	1.40	10.20	H
	2509	-59.65	-13	-46.65	-66.90	1.91	11.30	H
	3345	-59.67	-13	-46.67	-67.49	2.63	12.60	H
	1672	-50.98	-13	-37.98	-57.63	1.40	10.20	V
	2509	-59.55	-13	-46.55	-66.80	1.91	11.30	V
	3345	-60.20	-13	-47.20	-68.02	2.63	12.60	V

Remark: Spurious emissions within 30-1000MHz were found more than 20dB below limit line.

GSM1900 (GSM)								
Channel	Frequency (MHz)	EIRP (dBm)	Limit (dBm)	Over Limit (dB)	S.G. Power (dBm)	TX Cable loss (dB)	TX Antenna Gain (dBi)	Polarization (H/V)
Middle	3759	-55.67	-13	-42.67	-66.66	2.411	13.40	H
	5640	-55.51	-13	-42.51	-67.92	2.50	14.90	H
	7521	-54.85	-13	-41.85	-63.79	2.87	11.81	H
	3759	-58.25	-13	-45.25	-69.24	2.41	13.40	V
	5640	-53.64	-13	-40.64	-66.05	2.50	14.90	V
	7521	-55.50	-13	-42.50	-64.44	2.87	11.81	V

Remark: Spurious emissions within 30-1000MHz were found more than 20dB below limit line.

GSM1900 (EDGE class 8)								
Channel	Frequency (MHz)	EIRP (dBm)	Limit (dBm)	Over Limit (dB)	S.G. Power (dBm)	TX Cable loss (dB)	TX Antenna Gain (dBi)	Polarization (H/V)
Middle	3759	-58.36	-13	-45.36	-69.35	2.41	13.40	H
	5640	-55.92	-13	-42.92	-68.33	2.50	14.90	H
	7521	-55.44	-13	-42.44	-64.38	2.87	11.81	H
	3759	-58.75	-13	-45.75	-69.74	2.41	13.40	V
	5640	-56.04	-13	-43.04	-68.45	2.50	14.90	V
	7521	-55.63	-13	-42.63	-64.57	2.87	11.81	V

Remark: Spurious emissions within 30-1000MHz were found more than 20dB below limit line.

WCDMA Band V(RMC 12.2Kbps)								
Channel	Frequency (MHz)	ERP (dBm)	Limit (dBm)	Over Limit (dB)	S.G. Power (dBm)	TX Cable loss (dB)	TX Antenna Gain (dBi)	Polarization (H/V)
Middle	1672	-63.41	-13	-50.41	-70.06	1.40	10.20	H
	2509	-59.60	-13	-46.60	-66.85	1.91	11.30	H
	3345	-59.94	-13	-46.94	-67.76	2.63	12.60	H
	1672	-63.73	-13	-50.73	-70.38	1.40	10.20	V
	2509	-59.57	-13	-46.57	-66.82	1.91	11.30	V
	3345	-60.50	-13	-47.50	-68.32	2.63	12.60	V

Remark: Spurious emissions within 30-1000MHz were found more than 20dB below limit line.

WCDMA Band II(RMC 12.2Kbps)								
Channel	Frequency (MHz)	EIRP (dBm)	Limit (dBm)	Over Limit (dB)	S.G. Power (dBm)	TX Cable loss (dB)	TX Antenna Gain (dBi)	Polarization (H/V)
Middle	3759	-56.98	-13	-43.98	-67.97	2.41	13.40	H
	5640	-55.98	-13	-42.98	-68.39	2.50	14.90	H
	7521	-50.54	-13	-37.54	-59.48	2.87	11.81	H
	9396	-38.95	-13	-25.95	-48.47	3.34	12.86	H
	3759	-59.00	-13	-46.00	-69.99	2.41	13.40	V
	5640	-55.92	-13	-42.92	-68.33	2.50	14.90	V
	7521	-45.01	-13	-32.01	-53.95	2.87	11.81	V
	9396	-41.93	-13	-28.93	-51.15	3.34	12.56	V

Remark: Spurious emissions within 30-1000MHz were found more than 20dB below limit line.

WCDMA Band IV(RMC 12.2Kbps)								
Channel	Frequency (MHz)	EIRP (dBm)	Limit (dBm)	Over Limit (dB)	S.G. Power (dBm)	TX Cable loss (dB)	TX Antenna Gain (dBi)	Polarization (H/V)
Middle	3465	-60.43	-13	-47.43	-70.57	2.65	12.79	H
	5199	-57.59	-13	-44.59	-68.58	2.42	13.41	H
	6930	-56.40	-13	-43.40	-65.79	2.76	12.15	H
	3465	-60.46	-13	-47.46	-70.60	2.652	12.79	V
	5199	-57.37	-13	-44.37	-68.36	2.42	13.41	V
	6930	-56.47	-13	-43.47	-65.86	2.761	12.15	V

Remark: Spurious emissions within 30-1000MHz were found more than 20dB below limit line.

CDMA BC0(1xRTT)								
Channel	Frequency (MHz)	ERP (dBm)	Limit (dBm)	Over Limit (dB)	S.G. Power (dBm)	TX Cable loss (dB)	TX Antenna Gain (dBi)	Polarization (H/V)
Middle	1673.04	-61.20	-13	-48.20	-64.45	4.00	9.40	H
	2509.56	-56.68	-13	-43.68	-60.25	4.88	10.60	H
	3346.08	-55.23	-13	-42.23	-60.16	5.52	12.60	H
	1673.04	-61.77	-13	-48.77	-65.02	4.00	9.40	V
	2509.56	-56.71	-13	-43.71	-60.28	4.88	10.60	V
	3346.08	-55.74	-13	-42.74	-60.67	5.52	12.60	V

Remark: Spurious emissions within 30-1000MHz were found more than 20dB below limit line.