Conducted Band Edge

GSM850 (GPRS class 8)

Lowest Band Edge

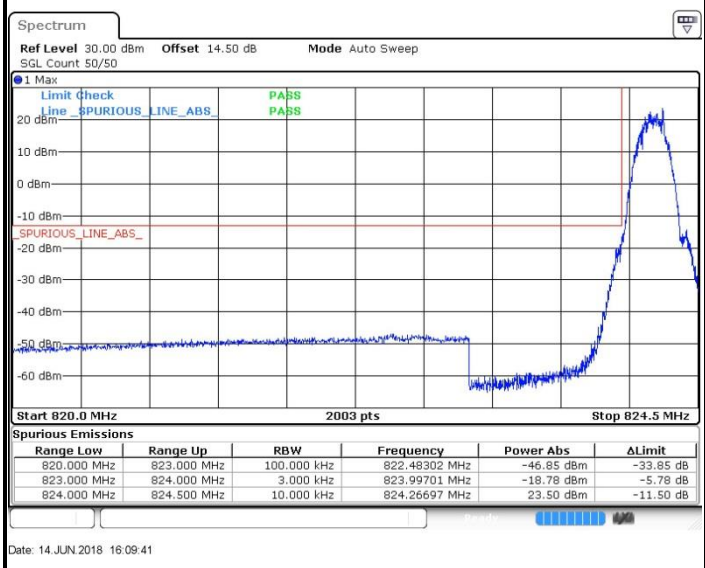

Spurious Emissions

Range Low	Range Up	RBW	Frequency	Power Abs	ΔLimit
820.000 MHz	823.000 MHz	100.000 kHz	822.48302 MHz	-46.85 dBm	-33.85 dB
823.000 MHz	824.000 MHz	3.000 kHz	823.99701 MHz	-18.78 dBm	-5.78 dB
824.000 MHz	824.500 MHz	10.000 kHz	824.26697 MHz	23.50 dBm	-11.50 dB

Date: 14.JUN.2018 16:09:41

Highest Band Edge

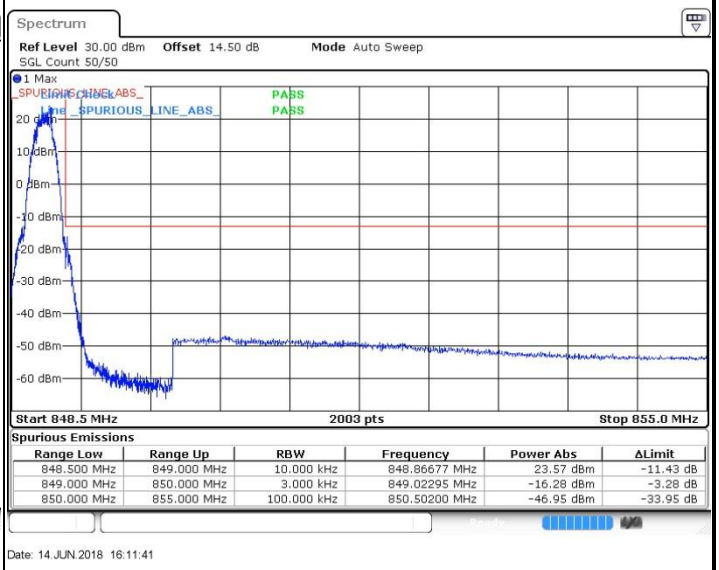

Spurious Emissions

Range Low	Range Up	RBW	Frequency	Power Abs	ΔLimit
848.500 MHz	849.000 MHz	10.000 kHz	848.86677 MHz	23.57 dBm	-11.43 dB
849.000 MHz	850.000 MHz	3.000 kHz	849.02295 MHz	-16.28 dBm	-3.28 dB
850.000 MHz	855.000 MHz	100.000 kHz	850.50200 MHz	-46.95 dBm	-33.95 dB

Date: 14.JUN.2018 16:11:41

GSM850 (EDGE class 8)

Lowest Band Edge

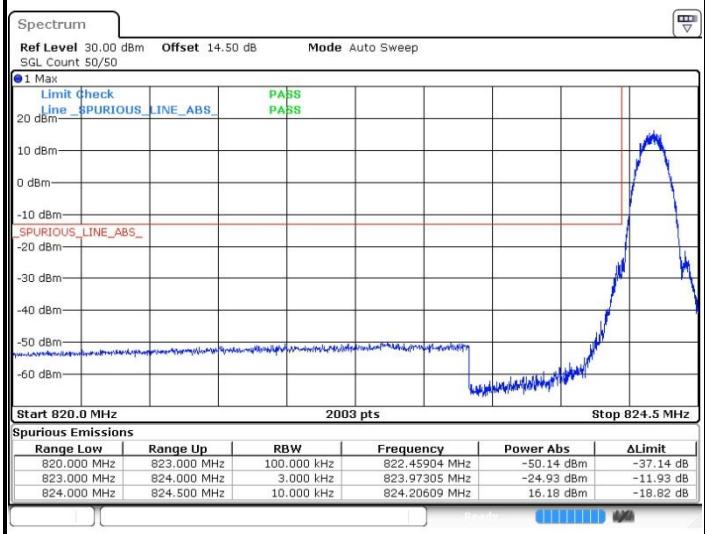

Spurious Emissions

Range Low	Range Up	RBW	Frequency	Power Abs	ΔLimit
820.000 MHz	823.000 MHz	100.000 kHz	822.45904 MHz	-50.14 dBm	-37.14 dB
823.000 MHz	824.000 MHz	3.000 kHz	823.97305 MHz	-24.93 dBm	-11.93 dB
824.000 MHz	824.500 MHz	10.000 kHz	824.20609 MHz	16.18 dBm	-18.82 dB

Date: 7.MAY.2018 19:19:32

Highest Band Edge

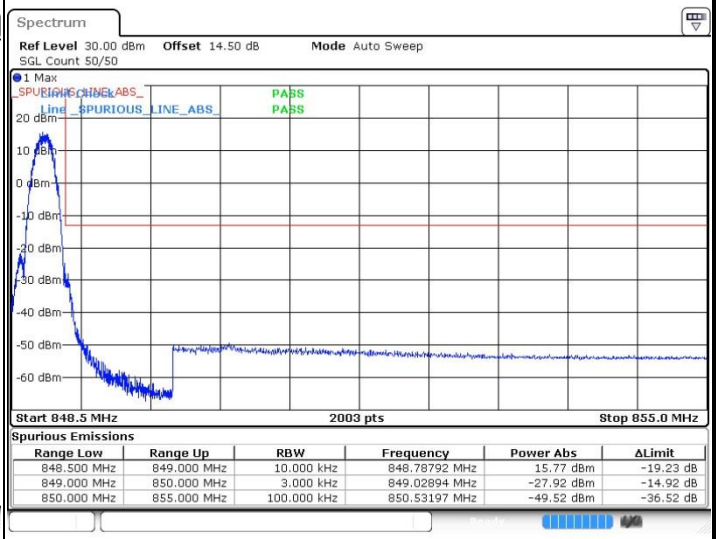

Spurious Emissions

Range Low	Range Up	RBW	Frequency	Power Abs	ΔLimit
848.500 MHz	849.000 MHz	10.000 kHz	848.78792 MHz	15.77 dBm	-19.23 dB
849.000 MHz	850.000 MHz	3.000 kHz	849.02894 MHz	-27.92 dBm	-14.92 dB
850.000 MHz	855.000 MHz	100.000 kHz	850.53197 MHz	-49.52 dBm	-36.52 dB

Date: 7.MAY.2018 19:21:02

GSM1900 (GPRS class 8)

Lowest Band Edge

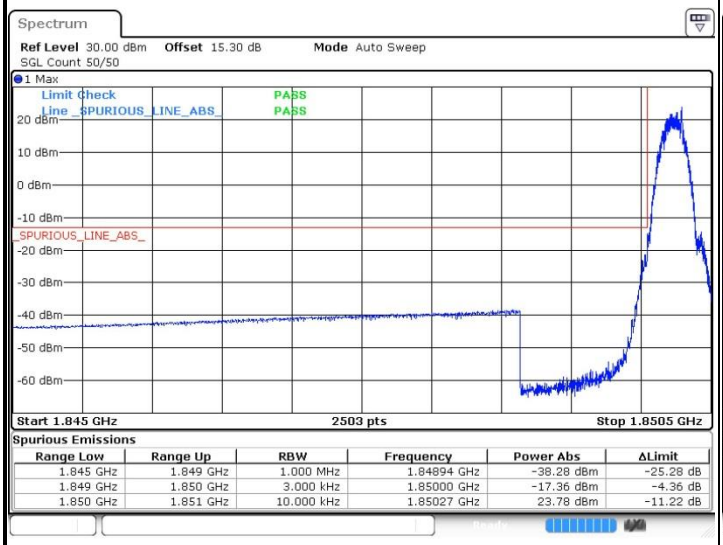

Spurious Emissions

Range Low	Range Up	RBW	Frequency	Power Abs	ΔLimit
1.845 GHz	1.849 GHz	1.000 MHz	1.84894 GHz	-38.28 dBm	-25.28 dB
1.849 GHz	1.850 GHz	3.000 kHz	1.85000 GHz	-17.36 dBm	-4.36 dB
1.850 GHz	1.851 GHz	10.000 kHz	1.85027 GHz	23.78 dBm	-11.22 dB

Date: 14.JUN.2018 16:35:09

Highest Band Edge

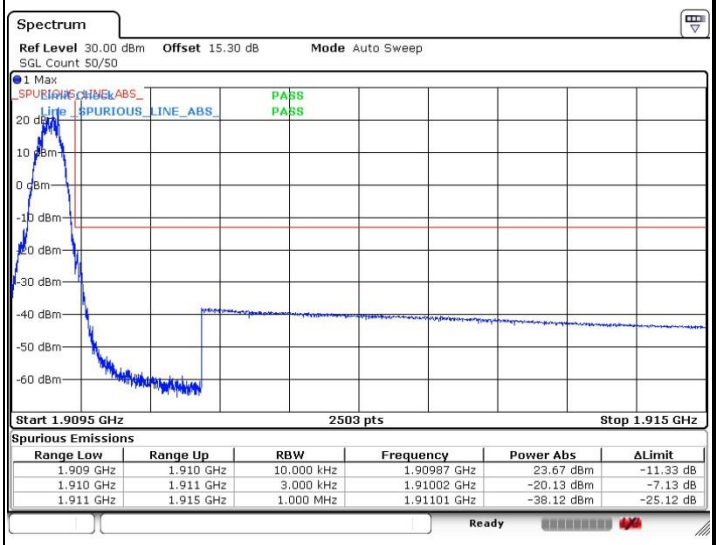

Spurious Emissions

Range Low	Range Up	RBW	Frequency	Power Abs	ΔLimit
1.909 GHz	1.910 GHz	10.000 kHz	1.90987 GHz	23.67 dBm	-11.33 dB
1.910 GHz	1.911 GHz	3.000 kHz	1.91002 GHz	-20.13 dBm	-7.13 dB
1.911 GHz	1.915 GHz	1.000 MHz	1.91101 GHz	-38.12 dBm	-25.12 dB

Date: 14.JUN.2018 16:39:05

GSM1900 (EDGE class 8)

Lowest Band Edge

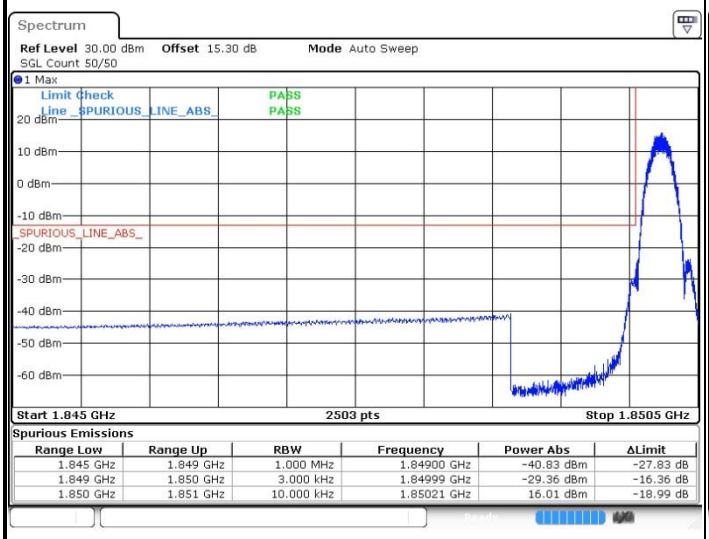

Spurious Emissions

Range Low	Range Up	RBW	Frequency	Power Abs	ΔLimit
1.845 GHz	1.849 GHz	1.000 MHz	1.84900 GHz	-40.83 dBm	-27.83 dB
1.849 GHz	1.850 GHz	3.000 kHz	1.84999 GHz	-29.36 dBm	-16.36 dB
1.850 GHz	1.851 GHz	10.000 kHz	1.85021 GHz	16.01 dBm	-18.99 dB

Date: 7.MAY.2018 20:29:48

Highest Band Edge

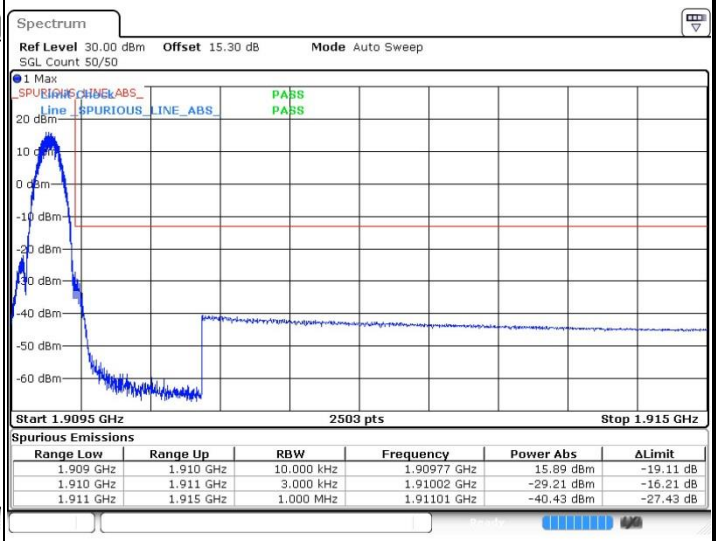

Spurious Emissions

Range Low	Range Up	RBW	Frequency	Power Abs	ΔLimit
1.909 GHz	1.910 GHz	10.000 kHz	1.90977 GHz	15.89 dBm	-19.11 dB
1.910 GHz	1.911 GHz	3.000 kHz	1.91002 GHz	-29.21 dBm	-16.21 dB
1.911 GHz	1.915 GHz	1.000 MHz	1.91101 GHz	-40.43 dBm	-27.43 dB

Date: 7.MAY.2018 20:31:16

WCDMA Band V (RMC 12.2Kbps)

Lowest Band Edge

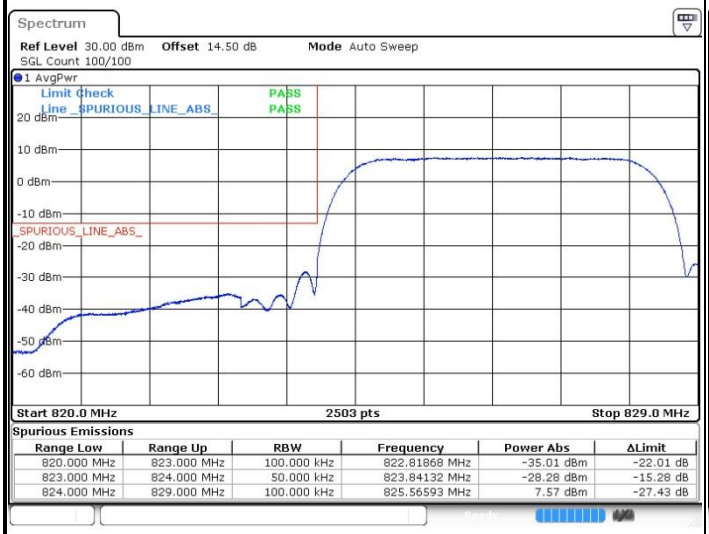

Spurious Emissions

Range Low	Range Up	RBW	Frequency	Power Abs	ΔLimit
820.000 MHz	823.000 MHz	100.000 kHz	822.81868 MHz	-35.01 dBm	-22.01 dB
823.000 MHz	824.000 MHz	50.000 kHz	823.84132 MHz	-28.28 dBm	-15.28 dB
824.000 MHz	829.000 MHz	100.000 kHz	825.56593 MHz	7.57 dBm	-27.43 dB

Date: 7.MAY.2018 22:06:46

Highest Band Edge

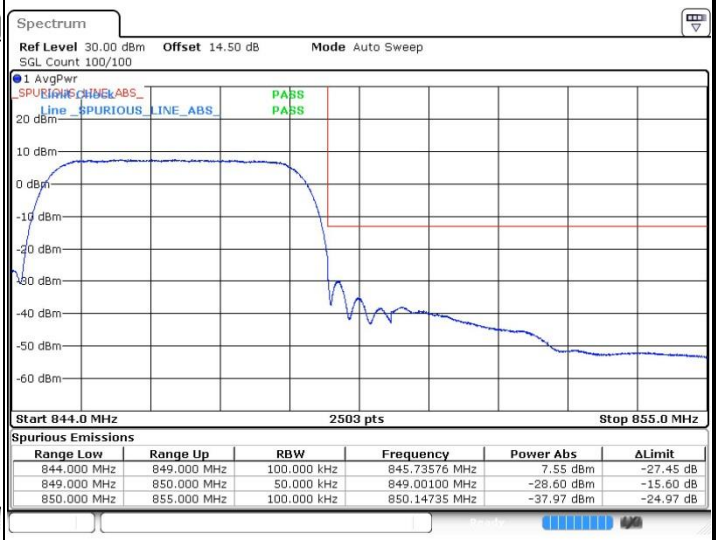

Spurious Emissions

Range Low	Range Up	RBW	Frequency	Power Abs	ΔLimit
844.000 MHz	849.000 MHz	100.000 kHz	845.73576 MHz	7.55 dBm	-27.45 dB
849.000 MHz	850.000 MHz	50.000 kHz	849.00100 MHz	-28.60 dBm	-15.60 dB
850.000 MHz	855.000 MHz	100.000 kHz	850.14735 MHz	-37.97 dBm	-24.97 dB

Date: 7.MAY.2018 22:09:35

WCDMA Band II (RMC 12.2Kbps)

Lowest Band Edge

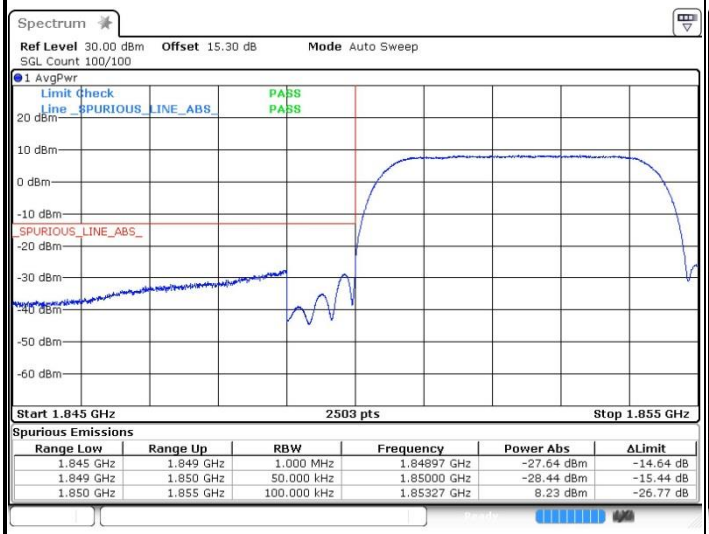

Spurious Emissions

Range Low	Range Up	RBW	Frequency	Power Abs	ΔLimit
1.845 GHz	1.849 GHz	1.000 MHz	1.84897 GHz	-27.64 dBm	-14.64 dB
1.849 GHz	1.850 GHz	50.000 kHz	1.85000 GHz	-28.44 dBm	-15.44 dB
1.850 GHz	1.855 GHz	100.000 kHz	1.85327 GHz	8.23 dBm	-26.77 dB

Date: 7.MAY.2018 21:07:59

Highest Band Edge

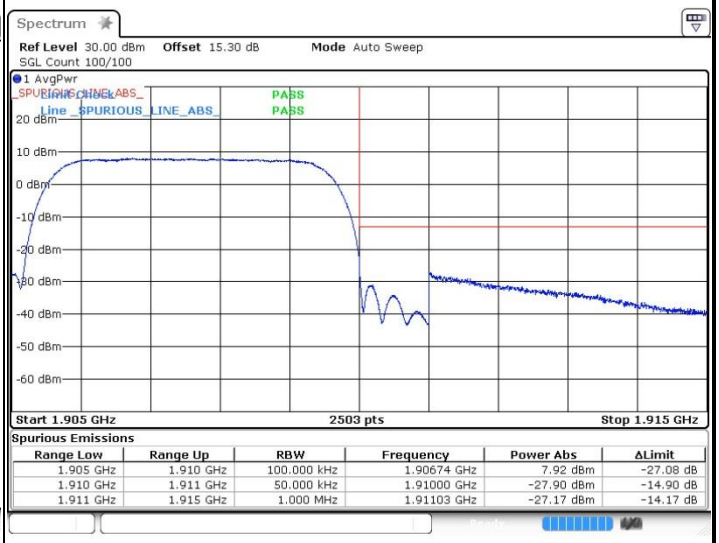

Spurious Emissions

Range Low	Range Up	RBW	Frequency	Power Abs	ΔLimit
1.905 GHz	1.910 GHz	100.000 kHz	1.90674 GHz	7.92 dBm	-27.08 dB
1.910 GHz	1.911 GHz	50.000 kHz	1.91000 GHz	-27.90 dBm	-14.90 dB
1.911 GHz	1.915 GHz	1.000 MHz	1.91103 GHz	-27.17 dBm	-14.17 dB

Date: 7.MAY.2018 21:11:08

WCDMA Band IV (RMC 12.2Kbps)

Lowest Band Edge

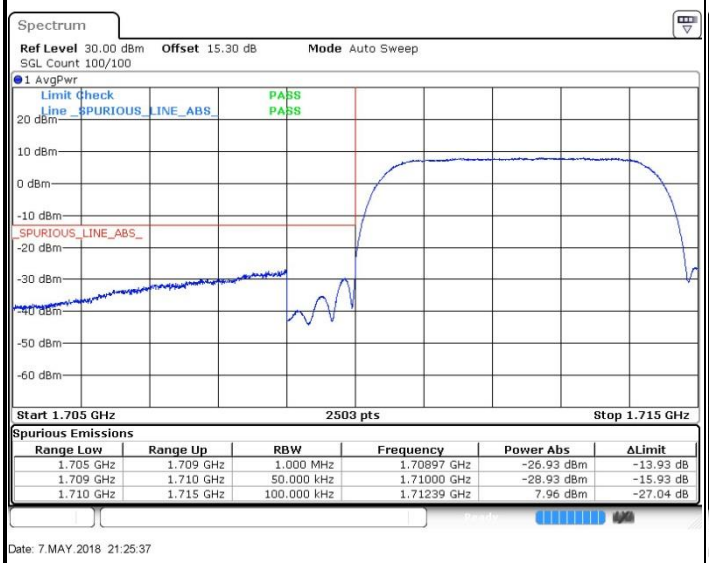

Spurious Emissions

Range Low	Range Up	RBW	Frequency	Power Abs	ΔLimit
1.705 GHz	1.709 GHz	1.000 MHz	1.70897 GHz	-26.93 dBm	-13.93 dB
1.709 GHz	1.710 GHz	50.000 kHz	1.71000 GHz	-28.93 dBm	-15.93 dB
1.710 GHz	1.715 GHz	100.000 kHz	1.71239 GHz	7.96 dBm	-27.04 dB

Date: 7.MAY.2018 21:25:37

Highest Band Edge

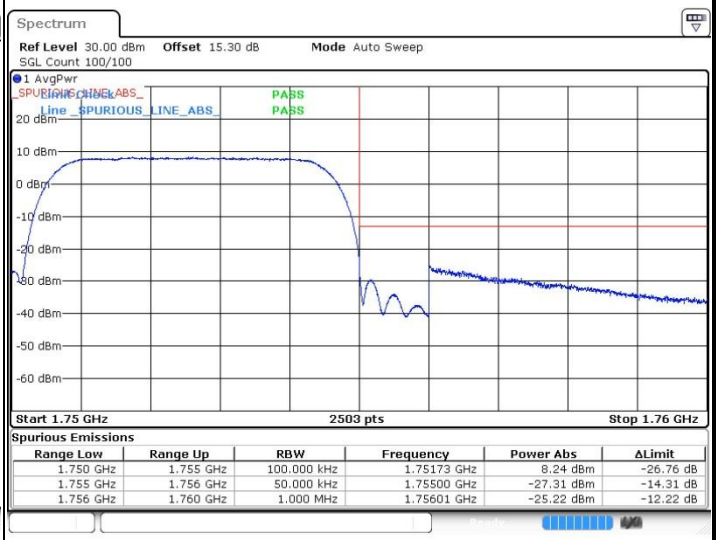

Spurious Emissions

Range Low	Range Up	RBW	Frequency	Power Abs	ΔLimit
1.750 GHz	1.755 GHz	100.000 kHz	1.75173 GHz	8.24 dBm	-26.76 dB
1.755 GHz	1.756 GHz	50.000 kHz	1.75500 GHz	-27.31 dBm	-14.31 dB
1.756 GHz	1.760 GHz	1.000 MHz	1.75601 GHz	-25.22 dBm	-12.22 dB

Date: 7.MAY.2018 21:28:39

Conducted Spurious Emission

GSM850 (GSM)

Lowest Channel

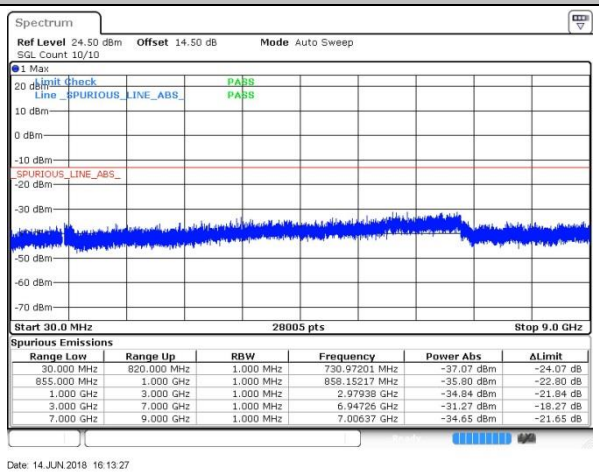

Spurious Emissions

Range Low	Range Up	RBW	Frequency	Power Abs	ΔLimit
30.000 MHz	820.000 MHz	1.000 MHz	730.97201 MHz	-37.07 dBm	-24.07 dB
855.000 MHz	1.000 GHz	1.000 MHz	858.15217 MHz	-35.80 dBm	-22.80 dB
1.000 GHz	3.000 GHz	1.000 MHz	2.97938 GHz	-34.84 dBm	-21.84 dB
3.000 GHz	7.000 GHz	1.000 MHz	6.94726 GHz	-31.27 dBm	-18.27 dB
7.000 GHz	9.000 GHz	1.000 MHz	7.00637 GHz	-34.65 dBm	-21.65 dB

Date: 14.JUN.2018 16:13:27

Middle Channel

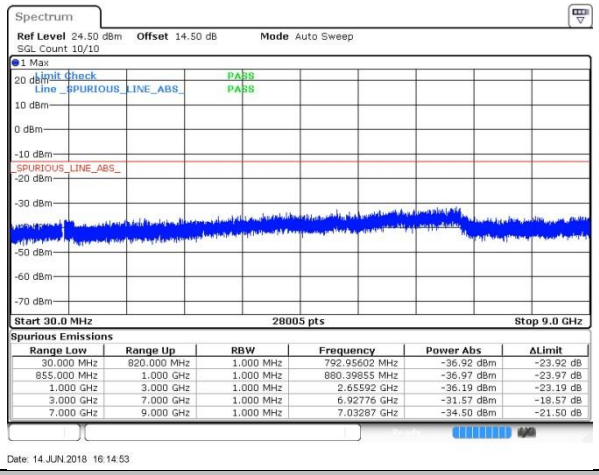

Spurious Emissions

Range Low	Range Up	RBW	Frequency	Power Abs	ΔLimit
30.000 MHz	820.000 MHz	1.000 MHz	792.95602 MHz	-36.92 dBm	-23.92 dB
855.000 MHz	1.000 GHz	1.000 MHz	880.39855 MHz	-36.97 dBm	-23.97 dB
1.000 GHz	3.000 GHz	1.000 MHz	2.65592 GHz	-36.19 dBm	-23.19 dB
3.000 GHz	7.000 GHz	1.000 MHz	6.92776 GHz	-31.57 dBm	-18.57 dB
7.000 GHz	9.000 GHz	1.000 MHz	7.03287 GHz	-34.50 dBm	-21.50 dB

Date: 14.JUN.2018 16:14:53

Highest Channel

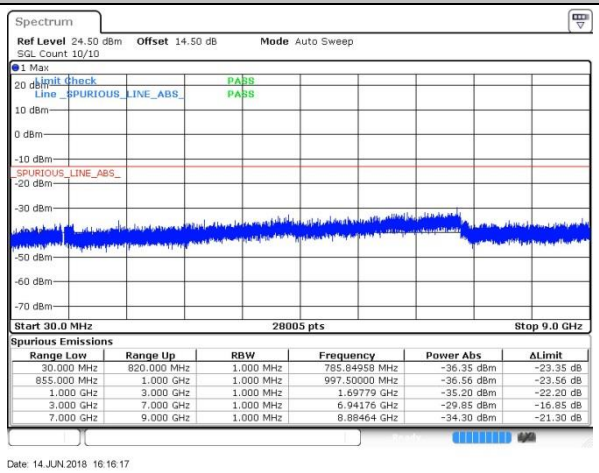

Spurious Emissions

Range Low	Range Up	RBW	Frequency	Power Abs	ΔLimit
30.000 MHz	820.000 MHz	1.000 MHz	785.84958 MHz	-36.35 dBm	-23.35 dB
855.000 MHz	1.000 GHz	1.000 MHz	997.50000 MHz	-36.56 dBm	-23.56 dB
1.000 GHz	3.000 GHz	1.000 MHz	1.69779 GHz	-35.20 dBm	-22.20 dB
3.000 GHz	7.000 GHz	1.000 MHz	6.94176 GHz	-29.85 dBm	-16.85 dB
7.000 GHz	9.000 GHz	1.000 MHz	8.88464 GHz	-34.30 dBm	-21.30 dB

Date: 14.JUN.2018 16:16:17

GSM850 (EDGE class 8)

Lowest Channel

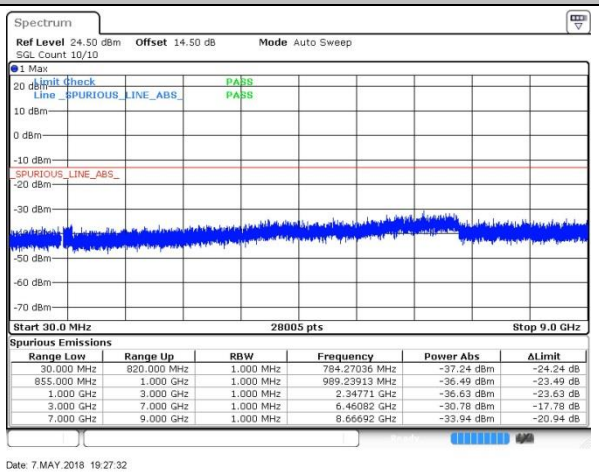

Spurious Emissions

Range Low	Range Up	RBW	Frequency	Power Abs	ΔLimit
30.000 MHz	820.000 MHz	1.000 MHz	784.27036 MHz	-37.24 dBm	-24.24 dB
855.000 MHz	1.000 GHz	1.000 MHz	989.23913 MHz	-36.49 dBm	-23.49 dB
1.000 GHz	3.000 GHz	1.000 MHz	2.34771 GHz	-36.63 dBm	-23.63 dB
3.000 GHz	7.000 GHz	1.000 MHz	6.46082 GHz	-30.78 dBm	-17.78 dB
7.000 GHz	9.000 GHz	1.000 MHz	8.66692 GHz	-33.94 dBm	-20.94 dB

Date: 7.MAY.2018 19:27:32

Middle Channel

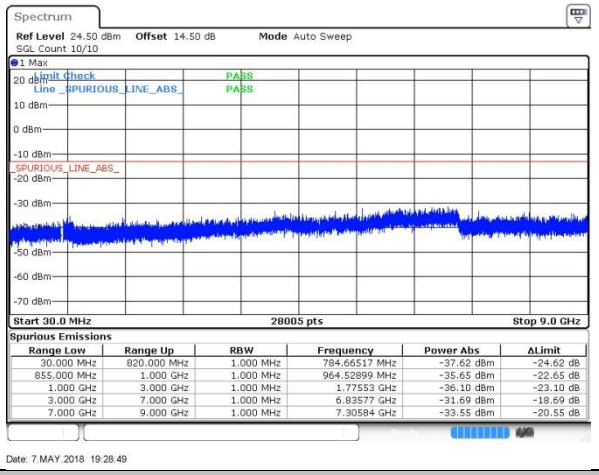

Spurious Emissions

Range Low	Range Up	RBW	Frequency	Power Abs	ΔLimit
30.000 MHz	820.000 MHz	1.000 MHz	784.66517 MHz	-37.62 dBm	-24.62 dB
855.000 MHz	1.000 GHz	1.000 MHz	964.52899 MHz	-35.65 dBm	-22.65 dB
1.000 GHz	3.000 GHz	1.000 MHz	1.77553 GHz	-36.10 dBm	-23.10 dB
3.000 GHz	7.000 GHz	1.000 MHz	6.83577 GHz	-31.69 dBm	-18.69 dB
7.000 GHz	9.000 GHz	1.000 MHz	7.30584 GHz	-33.55 dBm	-20.55 dB

Date: 7.MAY.2018 19:28:49

Highest Channel

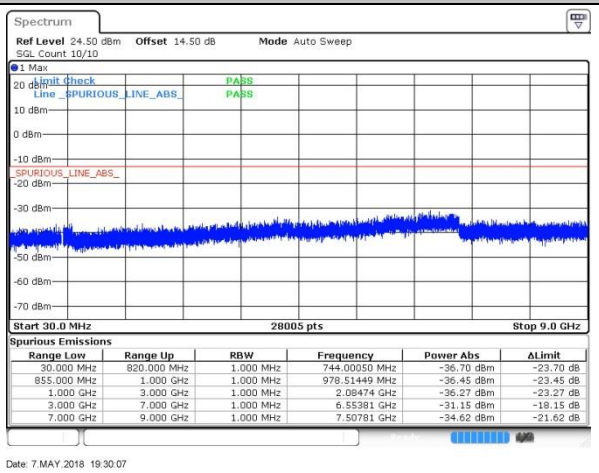

Spurious Emissions

Range Low	Range Up	RBW	Frequency	Power Abs	ΔLimit
30.000 MHz	820.000 MHz	1.000 MHz	744.00050 MHz	-36.70 dBm	-23.70 dB
855.000 MHz	1.000 GHz	1.000 MHz	978.51449 MHz	-36.45 dBm	-23.45 dB
1.000 GHz	3.000 GHz	1.000 MHz	2.08474 GHz	-36.27 dBm	-23.27 dB
3.000 GHz	7.000 GHz	1.000 MHz	6.55381 GHz	-31.15 dBm	-18.15 dB
7.000 GHz	9.000 GHz	1.000 MHz	7.50781 GHz	-34.62 dBm	-21.62 dB

Date: 7.MAY.2018 19:30:07

GSM1900 (GSM)

Lowest Channel

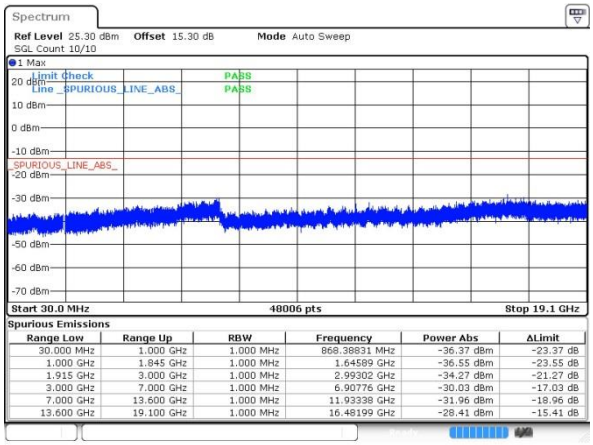

Spurious Emissions

Range Low	Range Up	RBW	Frequency	Power Abs	ΔLimit
30.000 MHz	1.000 GHz	1.000 MHz	868.38831 MHz	-36.37 dBm	-23.37 dB
1.000 GHz	1.845 GHz	1.000 MHz	1.64589 GHz	-36.55 dBm	-23.55 dB
1.915 GHz	3.000 GHz	1.000 MHz	2.99302 GHz	-34.27 dBm	-21.27 dB
3.000 GHz	7.000 GHz	1.000 MHz	6.90776 GHz	-30.03 dBm	-17.03 dB
7.000 GHz	13.600 GHz	1.000 MHz	11.93338 GHz	-31.96 dBm	-18.96 dB
13.600 GHz	19.100 GHz	1.000 MHz	16.48199 GHz	-28.41 dBm	-15.41 dB

Date: 14.JUN.2018 16:41:24

Middle Channel

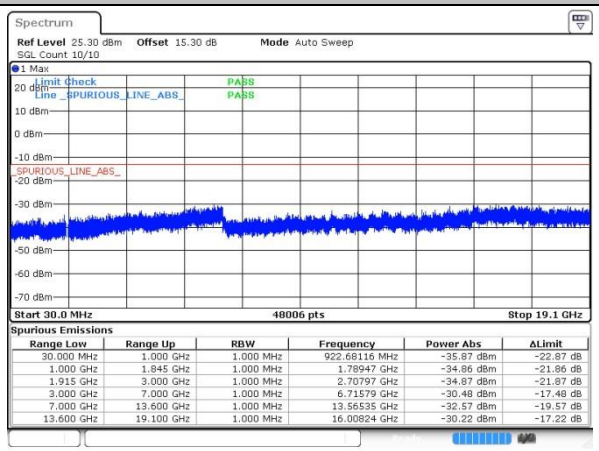

Spurious Emissions

Range Low	Range Up	RBW	Frequency	Power Abs	ΔLimit
30.000 MHz	1.000 GHz	1.000 MHz	922.68116 MHz	-35.87 dBm	-22.87 dB
1.000 GHz	1.845 GHz	1.000 MHz	1.78947 GHz	-34.86 dBm	-21.86 dB
1.915 GHz	3.000 GHz	1.000 MHz	2.70797 GHz	-34.87 dBm	-21.87 dB
3.000 GHz	7.000 GHz	1.000 MHz	6.71579 GHz	-30.48 dBm	-17.48 dB
7.000 GHz	13.600 GHz	1.000 MHz	13.56535 GHz	-32.57 dBm	-19.57 dB
13.600 GHz	19.100 GHz	1.000 MHz	16.00824 GHz	-30.22 dBm	-17.22 dB

Date: 14.JUN.2018 16:42:54

Highest Channel

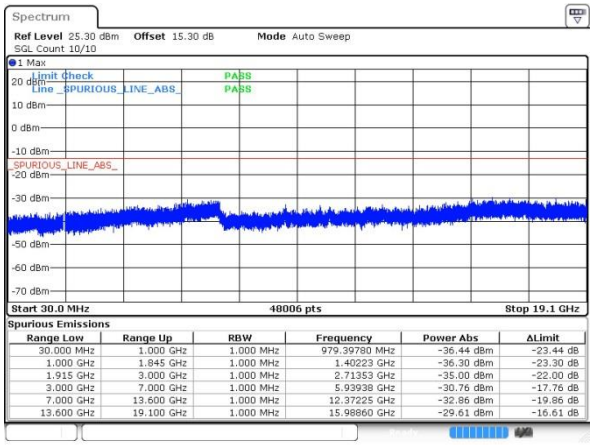

Spurious Emissions

Range Low	Range Up	RBW	Frequency	Power Abs	ΔLimit
30.000 MHz	1.000 GHz	1.000 MHz	979.39780 MHz	-36.44 dBm	-23.44 dB
1.000 GHz	1.845 GHz	1.000 MHz	1.40223 GHz	-36.30 dBm	-23.30 dB
1.915 GHz	3.000 GHz	1.000 MHz	2.71353 GHz	-35.00 dBm	-22.00 dB
3.000 GHz	7.000 GHz	1.000 MHz	5.93938 GHz	-30.76 dBm	-17.76 dB
7.000 GHz	13.600 GHz	1.000 MHz	12.37225 GHz	-32.86 dBm	-19.86 dB
13.600 GHz	19.100 GHz	1.000 MHz	15.98860 GHz	-29.61 dBm	-16.61 dB

Date: 14.JUN.2018 16:44:20

GSM1900 (EDGE class 8)

Lowest Channel

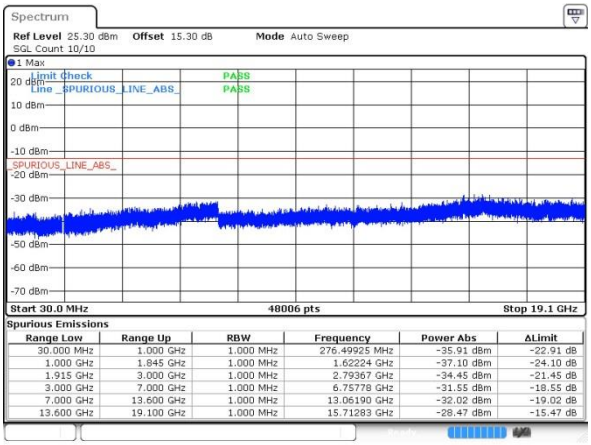

Spurious Emissions

Range Low	Range Up	RBW	Frequency	Power Abs	ΔLimit
30.000 MHz	1.000 GHz	1.000 MHz	276.49925 MHz	-35.91 dBm	-22.91 dB
1.000 GHz	1.845 GHz	1.000 MHz	1.62224 GHz	-37.10 dBm	-24.10 dB
1.915 GHz	3.000 GHz	1.000 MHz	2.79367 GHz	-34.45 dBm	-21.45 dB
3.000 GHz	7.000 GHz	1.000 MHz	6.75778 GHz	-31.55 dBm	-18.55 dB
7.000 GHz	13.600 GHz	1.000 MHz	13.06190 GHz	-32.02 dBm	-19.02 dB
13.600 GHz	19.100 GHz	1.000 MHz	15.71283 GHz	-28.47 dBm	-15.47 dB

Date: 7.MAY.2018 20:44:32

Middle Channel

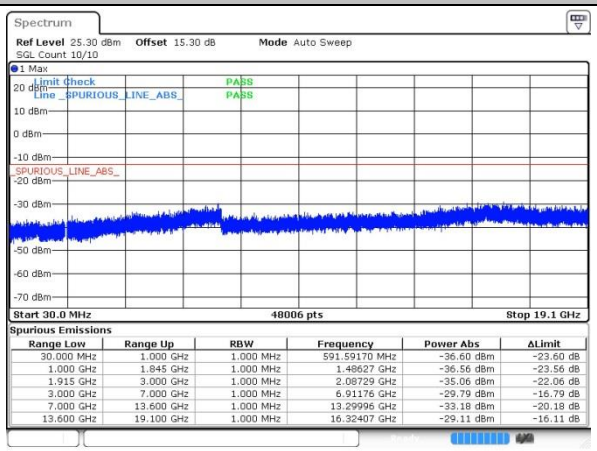

Spurious Emissions

Range Low	Range Up	RBW	Frequency	Power Abs	ΔLimit
30.000 MHz	1.000 GHz	1.000 MHz	591.59170 MHz	-36.60 dBm	-23.60 dB
1.000 GHz	1.845 GHz	1.000 MHz	1.48627 GHz	-36.56 dBm	-23.56 dB
1.915 GHz	3.000 GHz	1.000 MHz	2.08729 GHz	-35.06 dBm	-22.06 dB
3.000 GHz	7.000 GHz	1.000 MHz	6.91176 GHz	-29.79 dBm	-16.79 dB
7.000 GHz	13.600 GHz	1.000 MHz	13.29996 GHz	-33.18 dBm	-20.18 dB
13.600 GHz	19.100 GHz	1.000 MHz	16.32407 GHz	-29.11 dBm	-16.11 dB

Date: 7.MAY.2018 20:45:49

Highest Channel

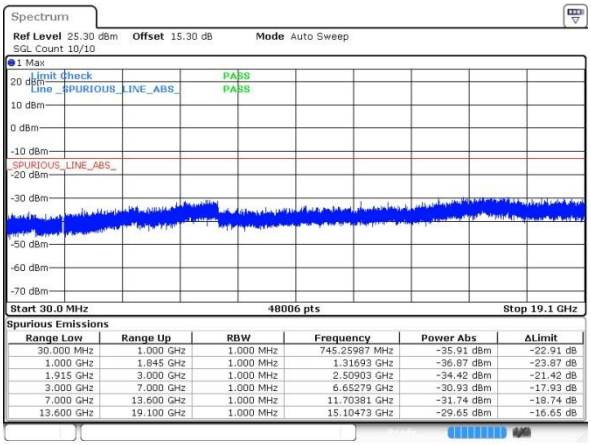

Spurious Emissions

Range Low	Range Up	RBW	Frequency	Power Abs	ΔLimit
30.000 MHz	1.000 GHz	1.000 MHz	745.25987 MHz	-35.91 dBm	-22.91 dB
1.000 GHz	1.845 GHz	1.000 MHz	1.31693 GHz	-36.87 dBm	-23.87 dB
1.915 GHz	3.000 GHz	1.000 MHz	2.50903 GHz	-34.42 dBm	-21.42 dB
3.000 GHz	7.000 GHz	1.000 MHz	6.65279 GHz	-30.93 dBm	-17.93 dB
7.000 GHz	13.600 GHz	1.000 MHz	11.70381 GHz	-31.74 dBm	-18.74 dB
13.600 GHz	19.100 GHz	1.000 MHz	15.10473 GHz	-29.65 dBm	-16.65 dB

Date: 7.MAY.2018 20:47:10

WCDMA Band V (RMC 12.2Kbps)

Lowest Channel

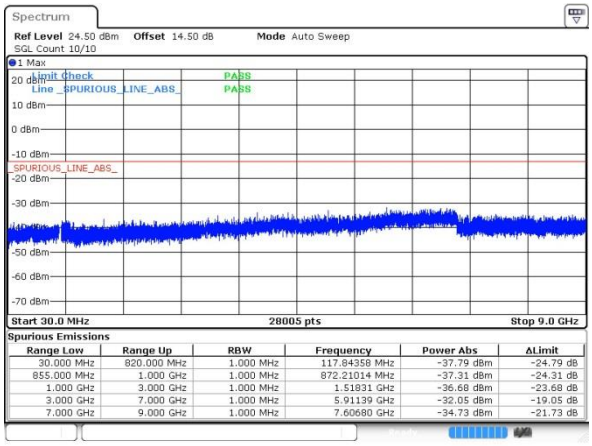

Spurious Emissions

Range Low	Range Up	RBW	Frequency	Power Abs	ΔLimit
30.000 MHz	820.000 MHz	1.000 MHz	117.84358 MHz	-37.79 dBm	-24.79 dB
855.000 MHz	1.000 GHz	1.000 MHz	872.21014 MHz	-37.31 dBm	-24.31 dB
1.000 GHz	3.000 GHz	1.000 MHz	1.51831 GHz	-36.68 dBm	-23.68 dB
3.000 GHz	7.000 GHz	1.000 MHz	5.91139 GHz	-32.05 dBm	-19.05 dB
7.000 GHz	9.000 GHz	1.000 MHz	7.60680 GHz	-34.73 dBm	-21.73 dB

Date: 7.MAY.2018 22:10:55

Middle Channel

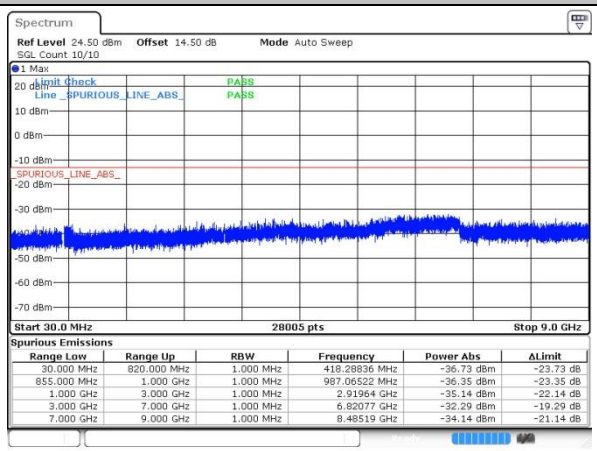

Spurious Emissions

Range Low	Range Up	RBW	Frequency	Power Abs	ΔLimit
30.000 MHz	820.000 MHz	1.000 MHz	418.28836 MHz	-36.73 dBm	-23.73 dB
855.000 MHz	1.000 GHz	1.000 MHz	987.06522 MHz	-36.35 dBm	-23.35 dB
1.000 GHz	3.000 GHz	1.000 MHz	2.91964 GHz	-35.14 dBm	-22.14 dB
3.000 GHz	7.000 GHz	1.000 MHz	6.82077 GHz	-32.29 dBm	-19.29 dB
7.000 GHz	9.000 GHz	1.000 MHz	8.48519 GHz	-34.14 dBm	-21.14 dB

Date: 7.MAY.2018 22:12:16

Highest Channel

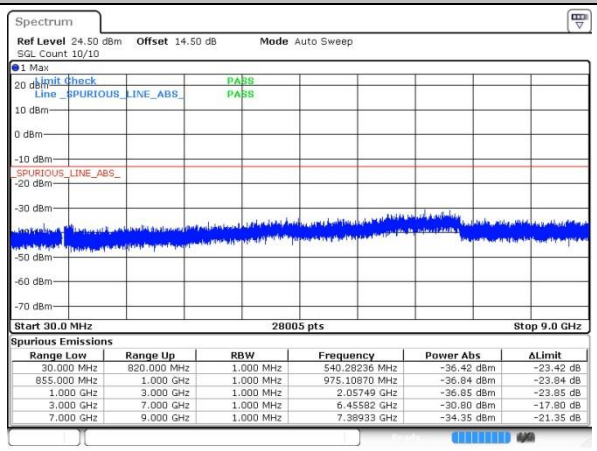

Spurious Emissions

Range Low	Range Up	RBW	Frequency	Power Abs	ΔLimit
30.000 MHz	820.000 MHz	1.000 MHz	540.28236 MHz	-36.42 dBm	-23.42 dB
855.000 MHz	1.000 GHz	1.000 MHz	975.10870 MHz	-36.84 dBm	-23.84 dB
1.000 GHz	3.000 GHz	1.000 MHz	2.05749 GHz	-36.85 dBm	-23.85 dB
3.000 GHz	7.000 GHz	1.000 MHz	6.45582 GHz	-30.80 dBm	-17.80 dB
7.000 GHz	9.000 GHz	1.000 MHz	7.38933 GHz	-34.35 dBm	-21.35 dB

Date: 7.MAY.2018 22:14:09

WCDMA Band II (RMC 12.2Kbps)

Lowest Channel

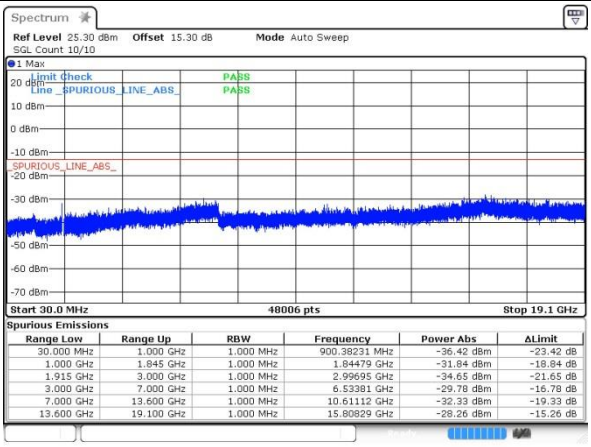

Spurious Emissions

Range Low	Range Up	RBW	Frequency	Power Abs	ΔLimit
30.000 MHz	1.000 GHz	1.000 MHz	900.38231 MHz	-36.42 dBm	-23.42 dB
1.000 GHz	1.845 GHz	1.000 MHz	1.84479 GHz	-31.84 dBm	-18.84 dB
1.915 GHz	3.000 GHz	1.000 MHz	2.99695 GHz	-34.65 dBm	-21.65 dB
3.000 GHz	7.000 GHz	1.000 MHz	6.53381 GHz	-29.78 dBm	-16.78 dB
7.000 GHz	13.600 GHz	1.000 MHz	10.61112 GHz	-32.33 dBm	-19.33 dB
13.600 GHz	19.100 GHz	1.000 MHz	15.80829 GHz	-28.26 dBm	-15.26 dB

Date: 7.MAY.2018 21:12:27

Middle Channel

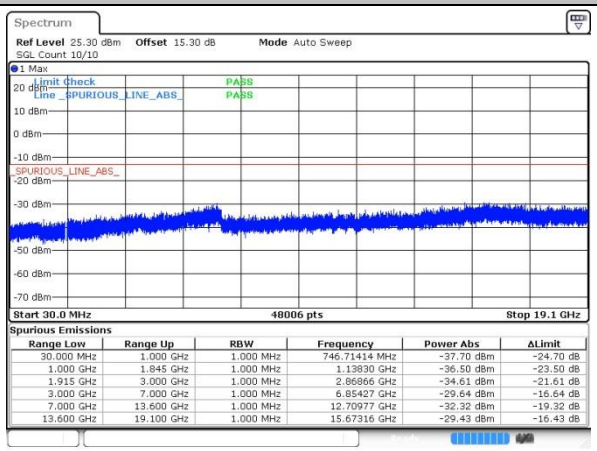

Spurious Emissions

Range Low	Range Up	RBW	Frequency	Power Abs	ΔLimit
30.000 MHz	1.000 GHz	1.000 MHz	746.71414 MHz	-37.70 dBm	-24.70 dB
1.000 GHz	1.845 GHz	1.000 MHz	1.13830 GHz	-36.50 dBm	-23.50 dB
1.915 GHz	3.000 GHz	1.000 MHz	2.86866 GHz	-34.61 dBm	-21.61 dB
3.000 GHz	7.000 GHz	1.000 MHz	6.85427 GHz	-29.64 dBm	-16.64 dB
7.000 GHz	13.600 GHz	1.000 MHz	12.70977 GHz	-32.32 dBm	-19.32 dB
13.600 GHz	19.100 GHz	1.000 MHz	15.67316 GHz	-29.43 dBm	-16.43 dB

Date: 7.MAY.2018 21:13:57

Highest Channel

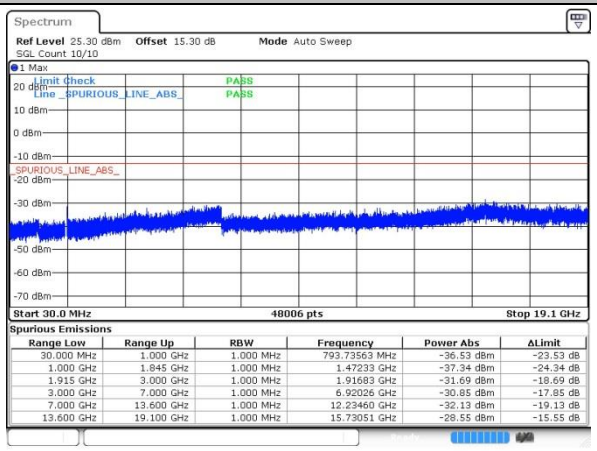

Spurious Emissions

Range Low	Range Up	RBW	Frequency	Power Abs	ΔLimit
30.000 MHz	1.000 GHz	1.000 MHz	793.73563 MHz	-36.53 dBm	-23.53 dB
1.000 GHz	1.845 GHz	1.000 MHz	1.47233 GHz	-37.34 dBm	-24.34 dB
1.915 GHz	3.000 GHz	1.000 MHz	1.91683 GHz	-31.69 dBm	-18.69 dB
3.000 GHz	7.000 GHz	1.000 MHz	6.92026 GHz	-30.85 dBm	-17.85 dB
7.000 GHz	13.600 GHz	1.000 MHz	12.23460 GHz	-32.13 dBm	-19.13 dB
13.600 GHz	19.100 GHz	1.000 MHz	15.73051 GHz	-28.55 dBm	-15.55 dB

Date: 7.MAY.2018 21:15:15

WCDMA Band IV (RMC 12.2Kbps)

Lowest Channel

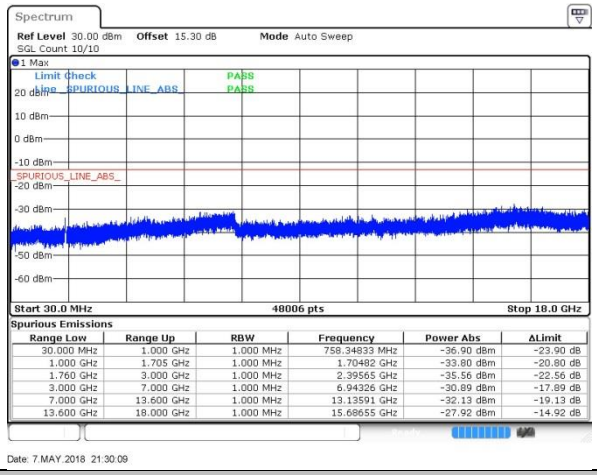

Spurious Emissions

Range Low	Range Up	RBW	Frequency	Power Abs	ΔLimit
30.000 MHz	1.000 GHz	1.000 MHz	758.34833 MHz	-36.90 dBm	-23.90 dB
1.000 GHz	1.705 GHz	1.000 MHz	1.70482 GHz	-33.80 dBm	-20.80 dB
1.760 GHz	3.000 GHz	1.000 MHz	2.39565 GHz	-35.56 dBm	-22.56 dB
3.000 GHz	7.000 GHz	1.000 MHz	6.94326 GHz	-30.89 dBm	-17.89 dB
7.000 GHz	13.600 GHz	1.000 MHz	13.13591 GHz	-32.13 dBm	-19.13 dB
13.600 GHz	18.000 GHz	1.000 MHz	15.68655 GHz	-27.92 dBm	-14.92 dB

Middle Channel

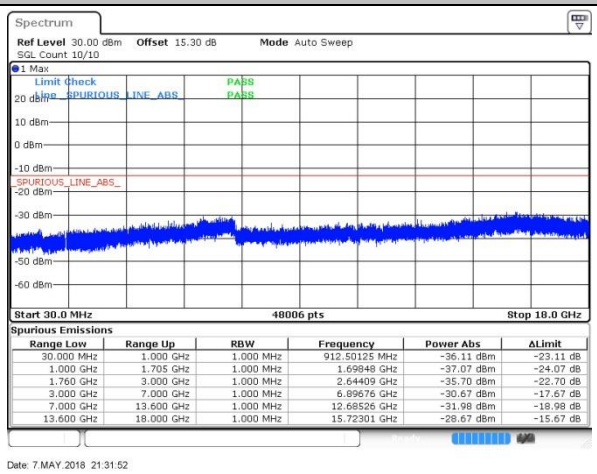

Spurious Emissions

Range Low	Range Up	RBW	Frequency	Power Abs	ΔLimit
30.000 MHz	1.000 GHz	1.000 MHz	912.50125 MHz	-36.11 dBm	-23.11 dB
1.000 GHz	1.705 GHz	1.000 MHz	1.69848 GHz	-37.07 dBm	-24.07 dB
1.760 GHz	3.000 GHz	1.000 MHz	2.64409 GHz	-35.70 dBm	-22.70 dB
3.000 GHz	7.000 GHz	1.000 MHz	6.89676 GHz	-30.67 dBm	-17.67 dB
7.000 GHz	13.600 GHz	1.000 MHz	12.68526 GHz	-31.98 dBm	-18.98 dB
13.600 GHz	18.000 GHz	1.000 MHz	15.72301 GHz	-28.67 dBm	-15.67 dB

Highest Channel

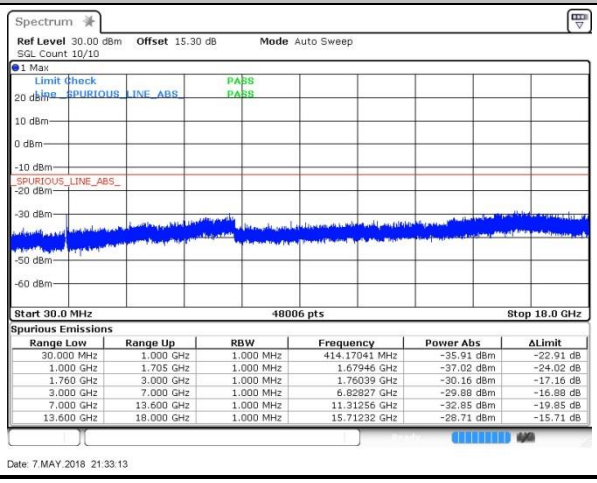

Spurious Emissions

Range Low	Range Up	RBW	Frequency	Power Abs	ΔLimit
30.000 MHz	1.000 GHz	1.000 MHz	414.17041 MHz	-35.91 dBm	-22.91 dB
1.000 GHz	1.705 GHz	1.000 MHz	1.67946 GHz	-37.02 dBm	-24.02 dB
1.760 GHz	3.000 GHz	1.000 MHz	1.76039 GHz	-30.16 dBm	-17.16 dB
3.000 GHz	7.000 GHz	1.000 MHz	6.82827 GHz	-29.88 dBm	-16.88 dB
7.000 GHz	13.600 GHz	1.000 MHz	11.31256 GHz	-32.85 dBm	-19.85 dB
13.600 GHz	18.000 GHz	1.000 MHz	15.71232 GHz	-28.71 dBm	-15.71 dB

Frequency Stability

Test Conditions	Middle Channel	GSM850 (GPRS class 8)	GSM850 (EDGE class 8)	Limit 2.5ppm
Temperature (°C)	Voltage (Volt)	Deviation (ppm)		Result
50	Normal Voltage	0.0108	0.0275	PASS
40	Normal Voltage	0.0036	0.0239	
30	Normal Voltage	0.0132	0.0084	
20(Ref.)	Normal Voltage	0.0000	0.0000	
10	Normal Voltage	0.0167	0.0167	
0	Normal Voltage	0.0072	0.0167	
-10	Normal Voltage	0.0203	0.0227	
-20	Normal Voltage	0.0155	0.0060	
-30	Normal Voltage	0.0143	0.0108	
20	Maximum Voltage	0.0096	0.0132	
20	Normal Voltage	0.0120	0.0203	
20	Battery End Point	0.0191	0.0036	

Note: Normal Voltage = 3.85V. ；Battery End Point (BEP) =3.65V.；Maximum Voltage =4.4 V

Test Conditions	Middle Channel	GSM1900 (GPRS class 8)	GSM1900 (EDGE class 8)	Limit Note 2.
Temperature (°C)	Voltage (Volt)	Deviation (ppm)		Result
50	Normal Voltage	0.0053	0.0181	PASS
40	Normal Voltage	0.0005	0.0133	
30	Normal Voltage	0.0117	0.0027	
20(Ref.)	Normal Voltage	0.0000	0.0000	
10	Normal Voltage	0.0133	0.0106	
0	Normal Voltage	0.0106	0.0149	
-10	Normal Voltage	0.0090	0.0170	
-20	Normal Voltage	0.0027	0.0122	
-30	Normal Voltage	0.0128	0.0117	
20	Maximum Voltage	0.0069	0.0021	
20	Normal Voltage	0.0016	0.0138	
20	Battery End Point	0.0128	0.0027	

Note:

1. Normal Voltage = 3.85V. ；Battery End Point (BEP) =3.65V.；Maximum Voltage =4.4 V
2. The frequency fundamental emissions stay within the authorized frequency block based on the frequency deviation measured is small.

Test Conditions	Middle Channel	WCDMA Band V (RMC 12.2Kbps)	Limit 2.5ppm
Temperature (°C)	Voltage (Volt)	Deviation (ppm)	Result
50	Normal Voltage	0.0084	PASS
40	Normal Voltage	0.0287	
30	Normal Voltage	0.0024	
20(Ref.)	Normal Voltage	0.0000	
10	Normal Voltage	0.0359	
0	Normal Voltage	0.0251	
-10	Normal Voltage	0.0060	
-20	Normal Voltage	0.0299	
-30	Normal Voltage	0.0036	
20	Maximum Voltage	0.0012	
20	Normal Voltage	0.0239	
20	Battery End Point	0.0263	

Note: Normal Voltage = 3.85 V. ；Battery End Point (BEP) =3.65V.；Maximum Voltage =4.4V

Test Conditions	Middle Channel	WCDMA Band II (RMC 12.2Kbps)	Limit Note 2.
Temperature (°C)	Voltage (Volt)	Deviation (ppm)	Result
50	Normal Voltage	0.0005	PASS
40	Normal Voltage	0.0101	
30	Normal Voltage	0.0112	
20(Ref.)	Normal Voltage	0.0000	
10	Normal Voltage	0.0165	
0	Normal Voltage	0.0048	
-10	Normal Voltage	0.0122	
-20	Normal Voltage	0.0154	
-30	Normal Voltage	0.0021	
20	Maximum Voltage	0.0021	
20	Normal Voltage	0.0096	
20	Battery End Point	0.0032	

Note: Normal Voltage = 3.85 V. ；Battery End Point (BEP) =3.65V.；Maximum Voltage =4.4V

Test Conditions	Middle Channel	WCDMA Band IV (RMC 12.2Kbps)	Limit Note 2.
Temperature (°C)	Voltage (Volt)	Deviation (ppm)	Result
50	Normal Voltage	0.0035	PASS
40	Normal Voltage	0.0029	
30	Normal Voltage	0.0150	
20(Ref.)	Normal Voltage	0.0000	
10	Normal Voltage	0.0023	
0	Normal Voltage	0.0127	
-10	Normal Voltage	0.0035	
-20	Normal Voltage	0.0144	
-30	Normal Voltage	0.0046	
20	Maximum Voltage	0.0017	
20	Normal Voltage	0.0133	
20	Battery End Point	0.0035	

Note:

1. Normal Voltage = 3.85 V. ；Battery End Point (BEP) =3.65V.；Maximum Voltage =4.4V
2. The frequency fundamental emissions stay within the authorized frequency block based on the frequency deviation measured is small.

Appendix B. Test Results of Conducted Test

Radiated Spurious Emission

GSM850 (GPRS class 8) for Bottom Antenna								
Channel	Frequency (MHz)	ERP (dBm)	Limit (dBm)	Over Limit (dB)	S.G. Power (dBm)	TX Cable loss (dB)	TX Antenna Gain (dBi)	Polarization (H/V)
Middle	1672	-53.34	-13	-40.34	-55.25	1.14	5.20	H
	2510	-43.56	-13	-30.56	-46.19	1.12	5.90	H
	3348	-63.76	-13	-50.76	-66.97	1.34	6.70	H
	1672	-50.96	-13	-37.96	-52.87	1.14	5.20	V
	2510	-42.41	-13	-29.41	-45.04	1.12	5.90	V
	3348	-64.31	-13	-51.31	-67.52	1.34	6.70	V

Remark: Spurious emissions within 30-1000MHz were found more than 20dB below limit line.

GSM850 (EDGE class 8) for Bottom Antenna								
Channel	Frequency (MHz)	ERP (dBm)	Limit (dBm)	Over Limit (dB)	S.G. Power (dBm)	TX Cable loss (dB)	TX Antenna Gain (dBi)	Polarization (H/V)
Middle	1672	-61.99	-13	-48.99	-63.90	1.14	5.20	H
	2510	-60.36	-13	-47.36	-62.99	1.12	5.90	H
	3348	-63.82	-13	-50.82	-67.03	1.34	6.70	H
	1672	-54.79	-13	-41.79	-56.70	1.14	5.20	V
	2510	-61.31	-13	-48.31	-63.94	1.12	5.90	V
	3348	-64.49	-13	-51.49	-67.70	1.34	6.70	V

Remark: Spurious emissions within 30-1000MHz were found more than 20dB below limit line.

GSM1900 (GPRS class 8) for Bottom Antenna								
Channel	Frequency (MHz)	EIRP (dBm)	Limit (dBm)	Over Limit (dB)	S.G. Power (dBm)	TX Cable loss (dB)	TX Antenna Gain (dBi)	Polarization (H/V)
Middle	3759	-56.74	-13	-43.74	-61.91	1.83	7.00	H
	5640	-49.21	-13	-36.21	-56.83	2.18	9.80	H
	7521	-52.93	-13	-39.93	-62.60	2.53	12.20	H
	3759	-56.22	-13	-43.22	-61.39	1.83	7.00	V
	5640	-53.13	-13	-40.13	-60.75	2.18	9.80	V
	7521	-53.81	-13	-40.81	-63.48	2.53	12.20	V

Remark: Spurious emissions within 30-1000MHz were found more than 20dB below limit line.

GSM1900 (EDGE class 8) for Bottom Antenna								
Channel	Frequency (MHz)	EIRP (dBm)	Limit (dBm)	Over Limit (dB)	S.G. Power (dBm)	TX Cable loss (dB)	TX Antenna Gain (dBi)	Polarization (H/V)
Middle	3759	-63.21	-13	-50.21	-68.38	1.83	7.00	H
	5640	-55.98	-13	-42.98	-63.60	2.18	9.80	H
	7521	-53.20	-13	-40.20	-62.87	2.53	12.20	H
	3759	-60.58	-13	-47.58	-65.75	1.83	7.00	V
	5640	-56.49	-13	-43.49	-64.11	2.18	9.80	V
	7521	-53.91	-13	-40.91	-63.58	2.53	12.20	V

Remark: Spurious emissions within 30-1000MHz were found more than 20dB below limit line.

WCDMA Band V(RMC 12.2Kbps) for Bottom Antenna								
Channel	Frequency (MHz)	ERP (dBm)	Limit (dBm)	Over Limit (dB)	S.G. Power (dBm)	TX Cable loss (dB)	TX Antenna Gain (dBi)	Polarization (H/V)
Middle	1672	-67.15	-13	-54.15	-69.06	1.14	5.20	H
	2510	-64.27	-13	-51.27	-66.90	1.12	5.90	H
	3345	-53.21	-13	-40.21	-56.42	1.34	6.70	H
	1672	-66.92	-13	-53.92	-68.83	1.14	5.20	V
	2510	-64.56	-13	-51.56	-67.19	1.12	5.90	V
	3345	-56.22	-13	-43.22	-59.43	1.34	6.70	V

Remark: Spurious emissions within 30-1000MHz were found more than 20dB below limit line.

WCDMA Band II(RMC 12.2Kbps) for Bottom Antenna								
Channel	Frequency (MHz)	EIRP (dBm)	Limit (dBm)	Over Limit (dB)	S.G. Power (dBm)	TX Cable loss (dB)	TX Antenna Gain (dBi)	Polarization (H/V)
Middle	3759	-63.43	-13	-50.43	-68.60	1.83	7.00	H
	5640	-57.90	-13	-44.90	-65.52	2.18	9.80	H
	7521	-53.28	-13	-40.28	-62.95	2.53	12.20	H
	3759	-63.35	-13	-50.35	-68.52	1.83	7.00	V
	5640	-59.93	-13	-46.93	-67.55	2.18	9.80	V
	7521	-53.72	-13	-40.72	-63.39	2.53	12.20	V

Remark: Spurious emissions within 30-1000MHz were found more than 20dB below limit line.

WCDMA Band IV(RMC 12.2Kbps) for Bottom Antenna								
Channel	Frequency (MHz)	EIRP (dBm)	Limit (dBm)	Over Limit (dB)	S.G. Power (dBm)	TX Cable loss (dB)	TX Antenna Gain (dBi)	Polarization (H/V)
Middle	3465	-63.40	-13	-50.40	-68.54	1.81	6.95	H
	5199	-60.07	-13	-47.07	-67.14	2.23	9.30	H
	6930	-56.13	-13	-43.13	-64.41	2.60	10.88	H
	3465	-64.11	-13	-51.11	-69.25	1.81	6.95	V
	5199	-60.64	-13	-47.64	-67.71	2.23	9.30	V
	6930	-57.25	-13	-44.25	-65.53	2.6	10.88	V

Remark: Spurious emissions within 30-1000MHz were found more than 20dB below limit line.

GSM850 (GPRS class 8) for Top Antenna								
Channel	Frequency (MHz)	ERP (dBm)	Limit (dBm)	Over Limit (dB)	S.G. Power (dBm)	TX Cable loss (dB)	TX Antenna Gain (dBi)	Polarization (H/V)
Middle	1672	-63.26	-13	-50.26	-65.17	1.14	5.20	H
	2510	-62.08	-13	-49.08	-64.71	1.12	5.90	H
	3348	-63.43	-13	-50.43	-66.64	1.34	6.70	H
	1672	-61.88	-13	-48.88	-63.79	1.14	5.20	V
	2510	-60.74	-13	-47.74	-63.37	1.12	5.90	V
	3348	-63.77	-13	-50.77	-66.98	1.34	6.70	V

Remark: Spurious emissions within 30-1000MHz were found more than 20dB below limit line.

GSM1900 (GPRS class 8) for Top Antenna								
Channel	Frequency (MHz)	EIRP (dBm)	Limit (dBm)	Over Limit (dB)	S.G. Power (dBm)	TX Cable loss (dB)	TX Antenna Gain (dBi)	Polarization (H/V)
Middle	3759	-63.41	-13	-50.41	-68.58	1.83	7.00	H
	5640	-59.34	-13	-46.34	-66.96	2.18	9.80	H
	7521	-52.65	-13	-39.65	-62.32	2.53	12.20	H
	3759	-63.60	-13	-50.60	-68.77	1.83	7.00	V
	5640	-59.66	-13	-46.66	-67.28	2.18	9.80	V
	7521	-53.31	-13	-40.31	-62.98	2.53	12.20	V

Remark: Spurious emissions within 30-1000MHz were found more than 20dB below limit line.

WCDMA Band IV(RMC 12.2Kbps) for Top Antenna								
Channel	Frequency (MHz)	EIRP (dBm)	Limit (dBm)	Over Limit (dB)	S.G. Power (dBm)	TX Cable loss (dB)	TX Antenna Gain (dBi)	Polarization (H/V)
Middle	3465	-63.90	-13	-50.90	-69.04	1.81	6.95	H
	5199	-59.87	-13	-46.87	-66.94	2.23	9.30	H
	6930	-56.43	-13	-43.43	-64.71	2.60	10.88	H
	3465	-64.39	-13	-51.39	-69.53	1.81	6.95	V
	5199	-60.28	-13	-47.28	-67.35	2.23	9.30	V
	6930	-56.74	-13	-43.74	-65.02	2.6	10.88	V

Remark: Spurious emissions within 30-1000MHz were found more than 20dB below limit line.