	Band	Position	SAR (W/kg)	Gap (cm)	SAR peak location (mm) X	Y	Z	3D distance (mm)	Summed SAR (W/kg)	SPLSR Results	Simultaneous SAR
Case 42	LTE Band 5	Back	0.492	10	-2.5	10.3	-1.7	52.2	0.86	0.02	Not required
	WLAN2.4GHz Ant 1		0.371	10	-36.6	49.8	-0.9				
	LTE Band 5		0.492	10	-2.5	10.3	-1.7	56.6	1.62	0.04	Not required
	WLAN5GHz Ant 2		1.129	10	25.6	59.4	-1.5				
	WLAN2.4GHz Ant 1		0.371	10	-36.6	49.8	-0.9	62.9	1.50	0.03	Not required
	WLAN5GHz Ant 2		1.129	10	25.6	59.4	-1.5				

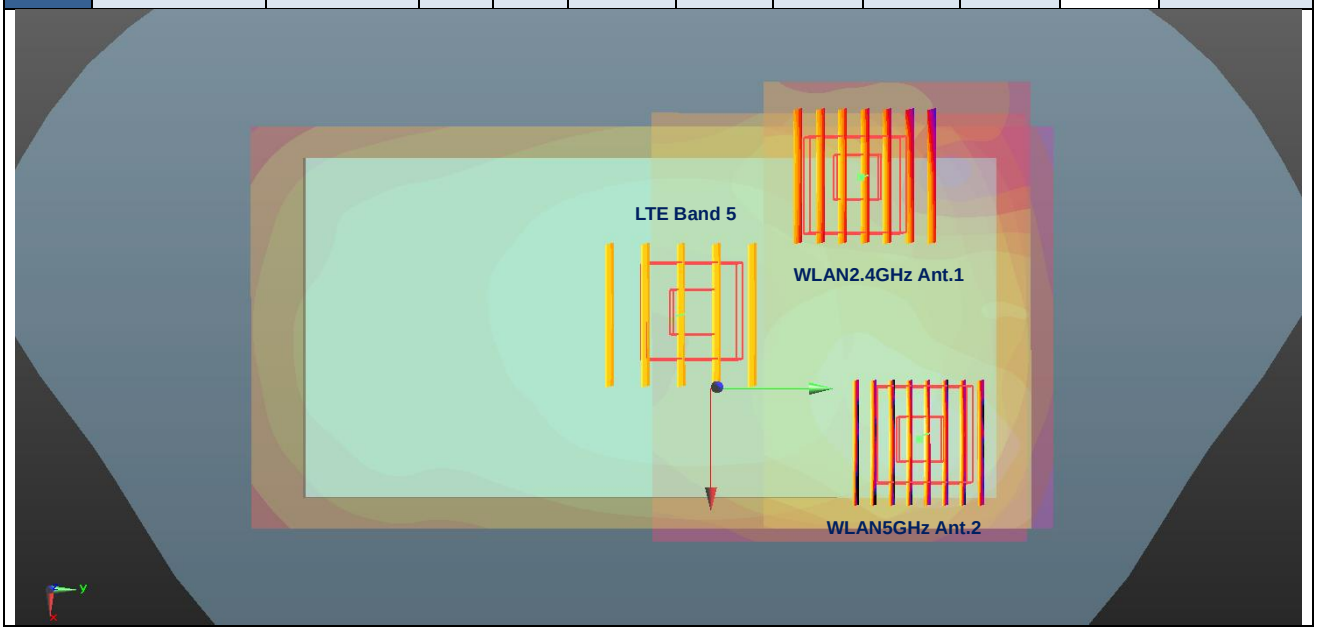

	Band	Position	SAR (W/kg)	Gap (cm)	SAR peak location (mm) X	Y	Z	3D distance (mm)	Summed SAR (W/kg)	SPLSR Results	Simultaneous SAR
Case 43	LTE Band 7	Back	1.146	10	-20	-60.2	-1.1	111.2	1.52	0.02	Not required
	WLAN2.4GHz Ant 1		0.371	10	-36.6	49.8	-0.9				
	LTE Band 7		1.146	10	-20	-60.2	-1.1	128.0	2.28	0.03	Not required
	WLAN5GHz Ant 2		1.129	10	25.6	59.4	-1.5				
	WLAN2.4GHz Ant 1		0.371	10	-36.6	49.8	-0.9	62.9	1.50	0.03	Not required
	WLAN5GHz Ant 2		1.129	10	25.6	59.4	-1.5				

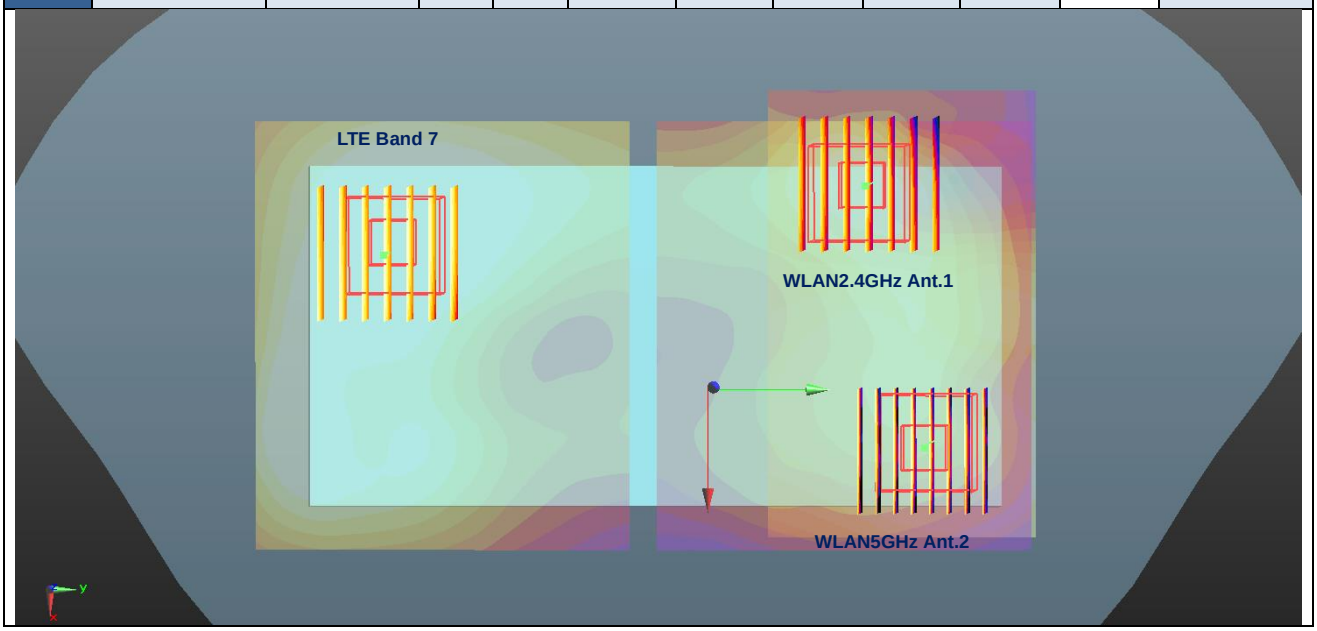

	Band	Position	SAR (W/kg)	Gap (cm)	SAR peak location (mm) X	Y	Z	3D distance (mm)	Summed SAR (W/kg)	SPLSR Results	Simultaneous SAR
Case 44	LTE Band 41	Back	0.747	10	-21.6	-56.6	-1	107.5	1.12	0.01	Not required
	WLAN2.4GHz Ant 1		0.371	10	-36.6	49.8	-0.9				
	LTE Band 41		0.747	10	-21.6	-56.6	-1	125.2	1.88	0.02	Not required
	WLAN5GHz Ant 2		1.129	10	25.6	59.4	-1.5				
	WLAN2.4GHz Ant 1		0.371	10	-36.6	49.8	-0.9	62.9	1.50	0.03	Not required
	WLAN5GHz Ant 2		1.129	10	25.6	59.4	-1.5				

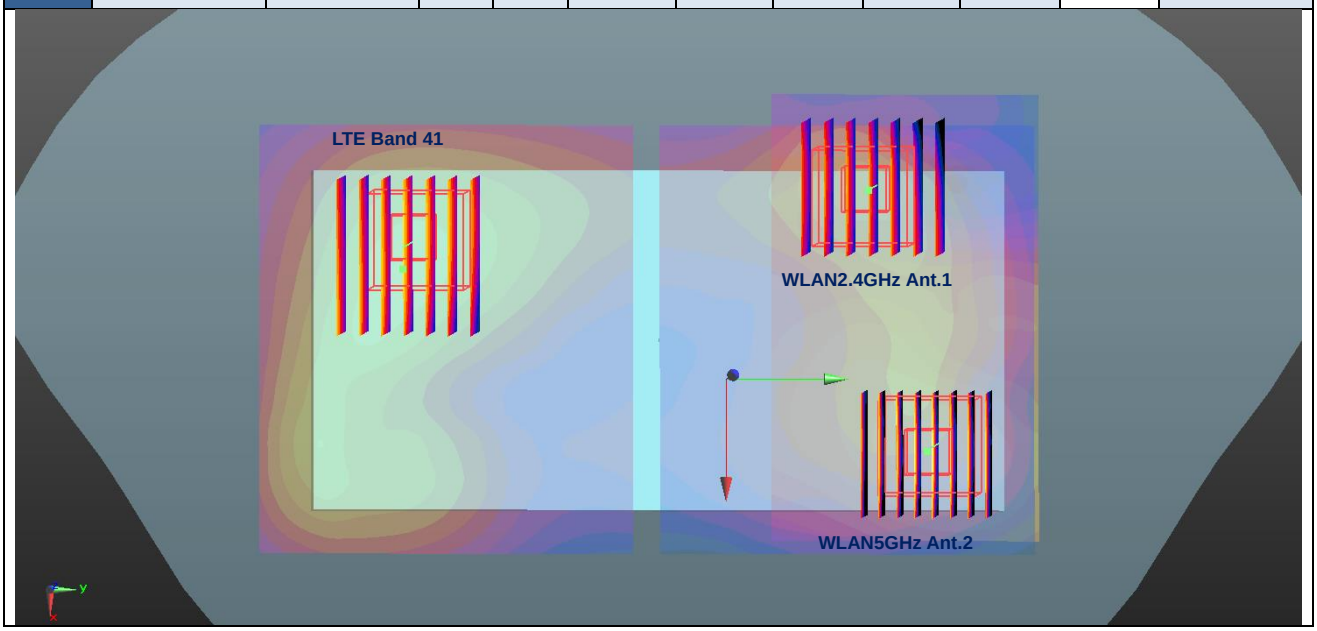

	Band	Position	SAR (W/kg)	Gap (cm)	SAR peak location (mm) X	Y	Z	3D distance (mm)	Summed SAR (W/kg)	SPLSR Results	Simultaneous SAR
Case 45	GSM850	Back	0.779	10	-5.1	4	-1.7	63.3	1.91	0.04	Not required
	WLAN5GHz Ant 2		1.129	10	25.6	59.4	-1.5				
	GSM850		0.779	10	-5.1	4	-1.7	65.5	0.83	0.01	Not required
	Bluetooth		0.053	10	-36	61.8	-0.9				
	WLAN5GHz Ant 2		1.129	10	25.6	59.4	-1.5	61.6	1.18	0.02	Not required
	Bluetooth		0.053	10	-36	61.8	-0.9				

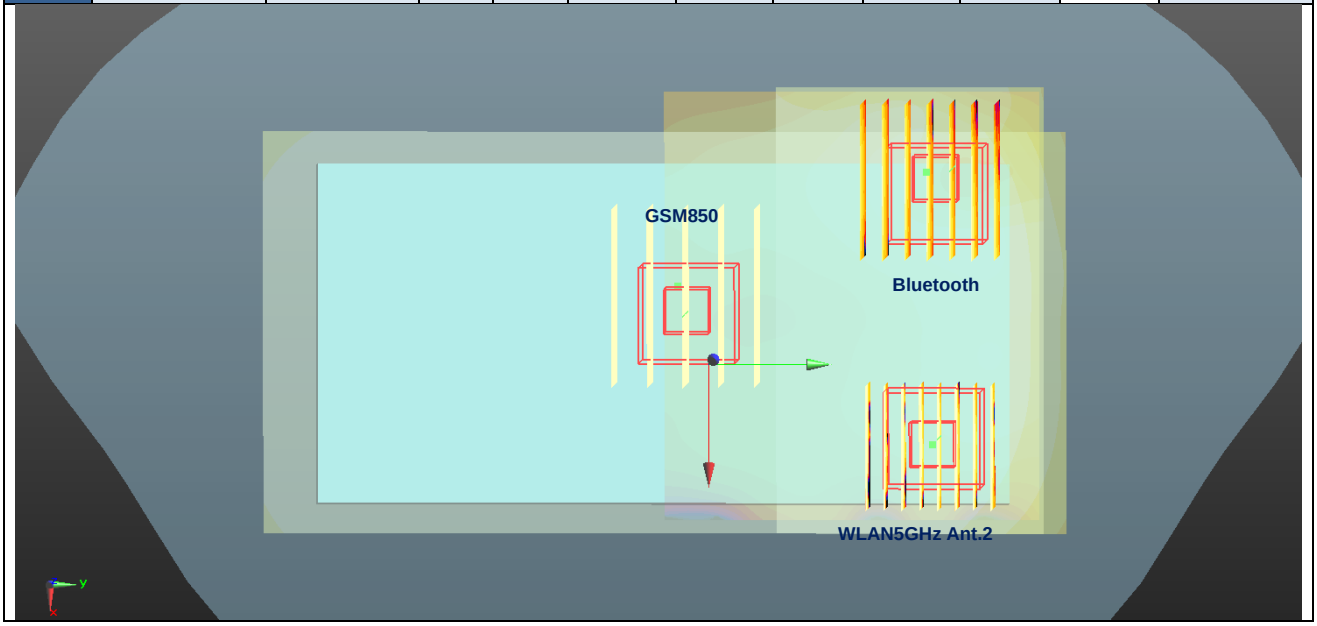

	Band	Position	SAR (W/kg)	Gap (cm)	SAR peak location (mm) X	Y	Z	3D distance (mm)	Summed SAR (W/kg)	SPLSR Results	Simultaneous SAR
Case 46	GSM1900	Back	0.673	10	-12.9	-78.7	-0.9	143.4	1.80	0.02	Not required
	WLAN5GHz Ant 2		1.129	10	25.6	59.4	-1.5				
	GSM1900		0.673	10	-12.9	-78.7	-0.9	142.4	0.73	0.00	Not required
	Bluetooth		0.053	10	-36	61.8	-0.9				
	WLAN5GHz Ant 2		1.129	10	25.6	59.4	-1.5	61.6	1.18	0.02	Not required
	Bluetooth		0.053	10	-36	61.8	-0.9				

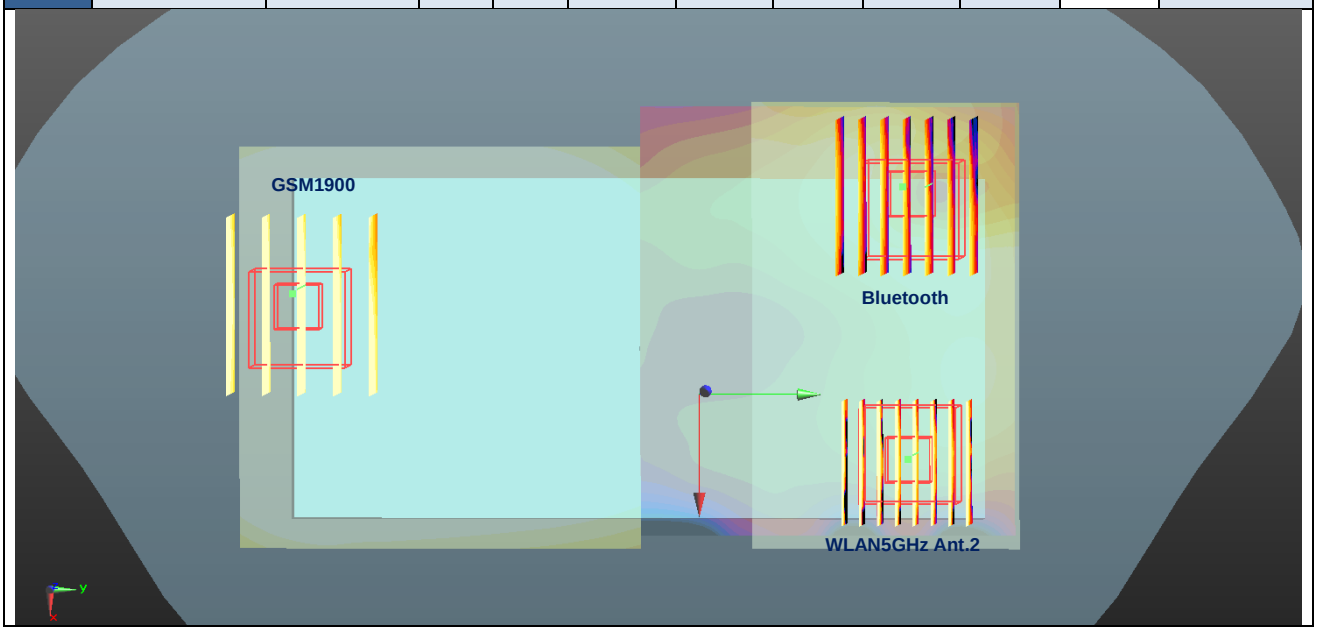

	Band	Position	SAR (W/kg)	Gap (cm)	SAR peak location (mm) X	Y	Z	3D distance (mm)	Summed SAR (W/kg)	SPLSR Results	Simultaneous SAR
Case 47	WCDMA Band II	Back	0.688	10	-9.8	-77	-0.9	140.9	1.82	0.02	Not required
	WLAN5GHz Ant 2		1.129	10	25.6	59.4	-1.5				
	WCDMA Band II		0.688	10	-9.8	-77	-0.9	141.3	0.74	0.00	Not required
	Bluetooth		0.053	10	-36	61.8	-0.9				
	WLAN5GHz Ant 2		1.129	10	25.6	59.4	-1.5	61.6	1.18	0.02	Not required
	Bluetooth		0.053	10	-36	61.8	-0.9				

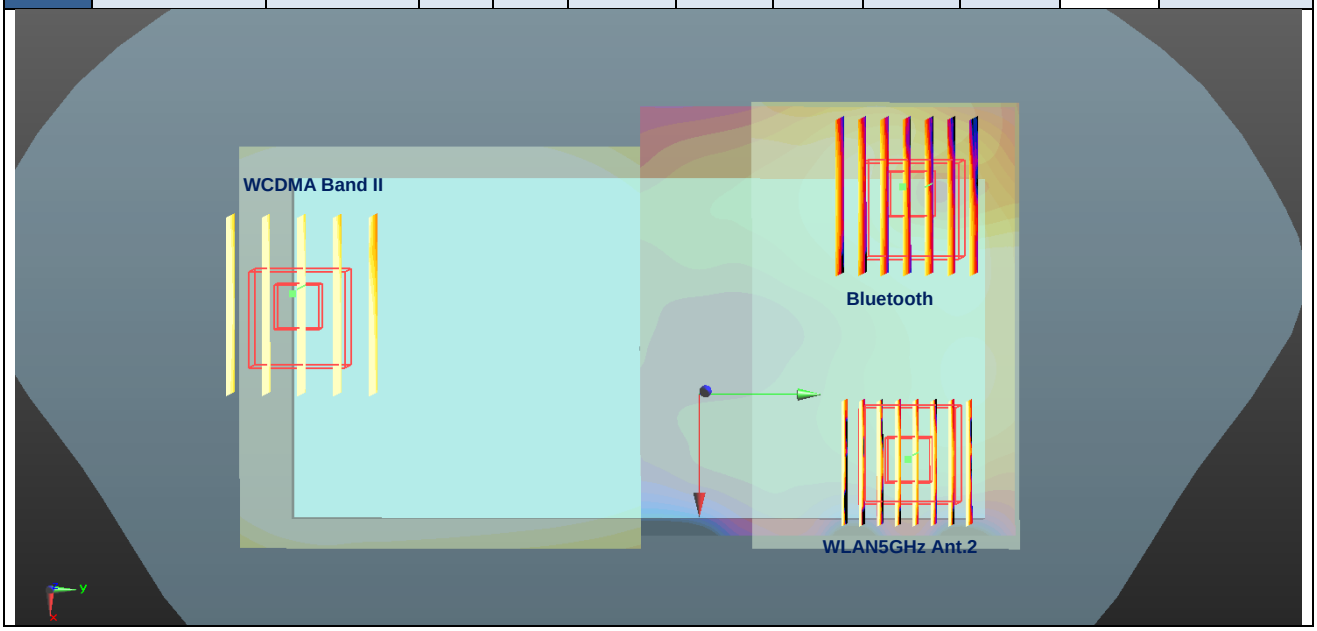

	Band	Position	SAR (W/kg)	Gap (cm)	SAR peak location (mm) X	Y	Z	3D distance (mm)	Summed SAR (W/kg)	SPLSR Results	Simultaneous SAR
Case 48	WCDMA Band V	Back	0.491	10	-9.9	-8.4	-2.2	76.5	1.62	0.03	Not required
	WLAN5GHz Ant 2		1.129	10	25.6	59.4	-1.5				
	WCDMA Band V		0.491	10	-9.9	-8.4	-2.2	74.9	0.54	0.01	Not required
	Bluetooth		0.053	10	-36	61.8	-0.9				
	WLAN5GHz Ant 2		1.129	10	25.6	59.4	-1.5	61.6	1.18	0.02	Not required
	Bluetooth		0.053	10	-36	61.8	-0.9				

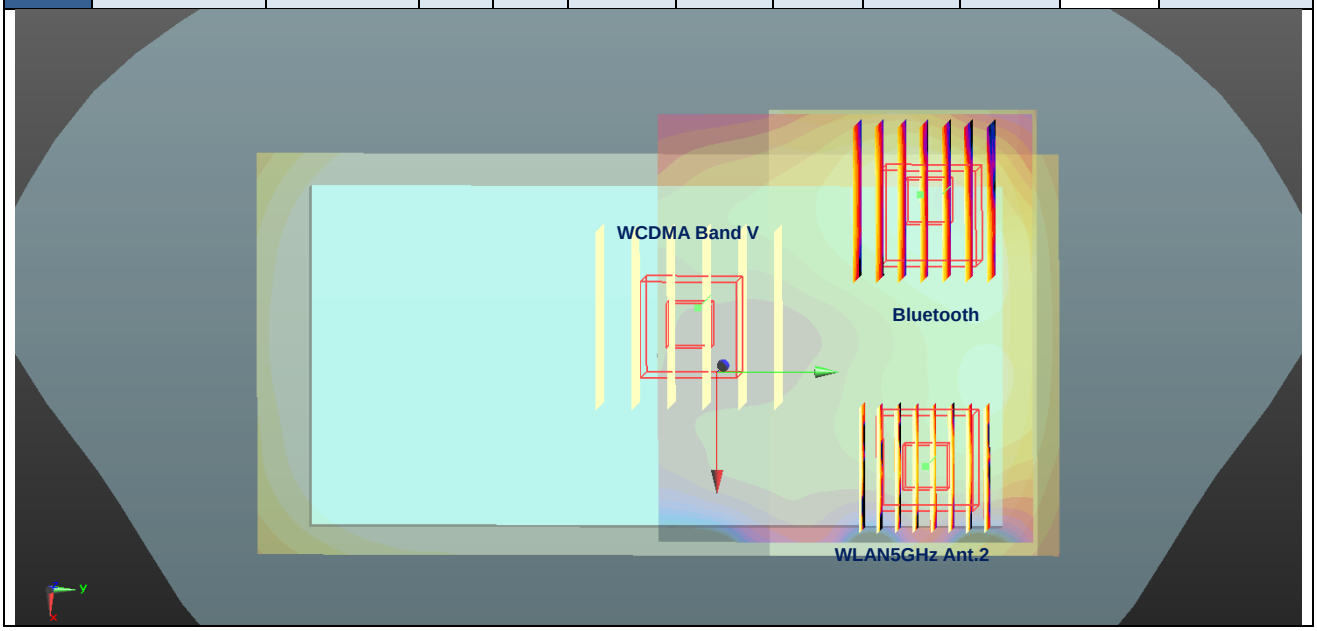

	Band	Position	SAR (W/kg)	Gap (cm)	SAR peak location (mm) X	Y	Z	3D distance (mm)	Summed SAR (W/kg)	SPLSR Results	Simultaneous SAR
Case 49	LTE Band 5	Back	0.492	10	-2.5	10.3	-1.7	56.6	1.62	0.04	Not required
	WLAN5GHz Ant 2		1.129	10	25.6	59.4	-1.5				
	LTE Band 5		0.492	10	-2.5	10.3	-1.7	61.4	0.55	0.01	Not required
	Bluetooth		0.053	10	-36	61.8	-0.9				
	WLAN5GHz Ant 2		1.129	10	25.6	59.4	-1.5	61.6	1.18	0.02	Not required
	Bluetooth		0.053	10	-36	61.8	-0.9				

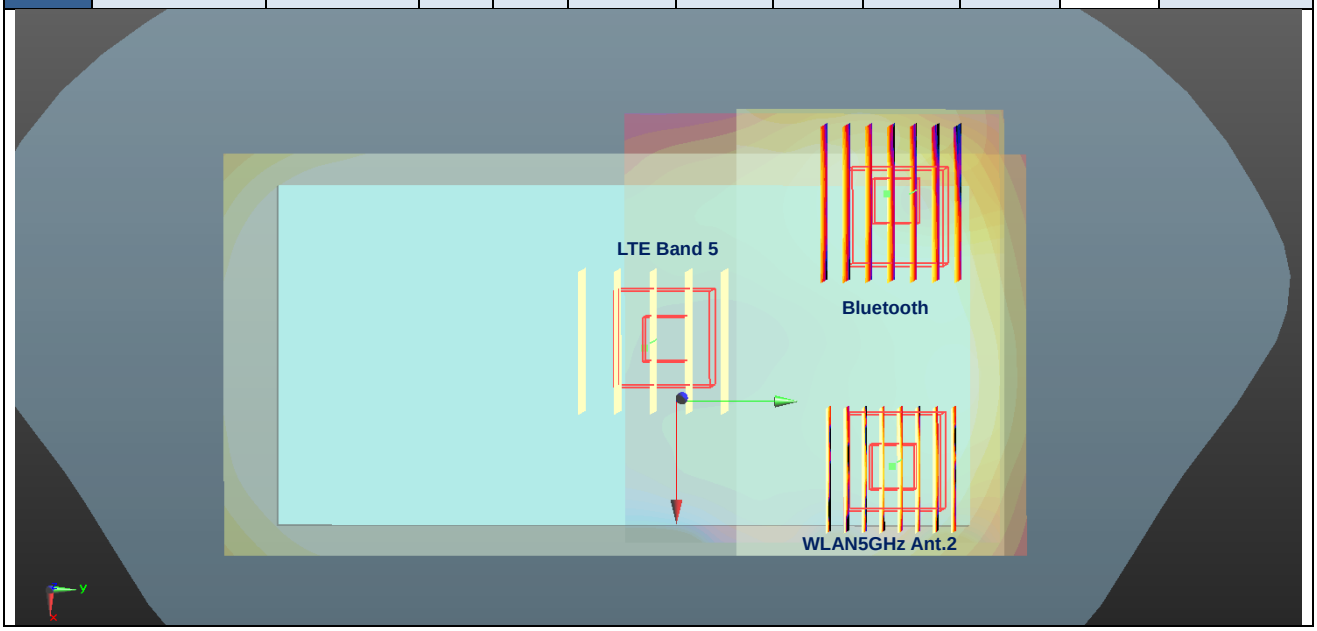

	Band	Position	SAR (W/kg)	Gap (cm)	SAR peak location (mm) X	Y	Z	3D distance (mm)	Summed SAR (W/kg)	SPLSR Results	Simultaneous SAR
Case 50	LTE Band 7	Back	1.146	10	-20	-60.2	-1.1	128.0	2.28	0.03	Not required
	WLAN5GHz Ant 2		1.129	10	25.6	59.4	-1.5				
	LTE Band 7		1.146	10	-20	-60.2	-1.1	123.0	1.20	0.01	Not required
	Bluetooth		0.053	10	-36	61.8	-0.9				
	WLAN5GHz Ant 2		1.129	10	25.6	59.4	-1.5	61.6	1.18	0.02	Not required
	Bluetooth		0.053	10	-36	61.8	-0.9				

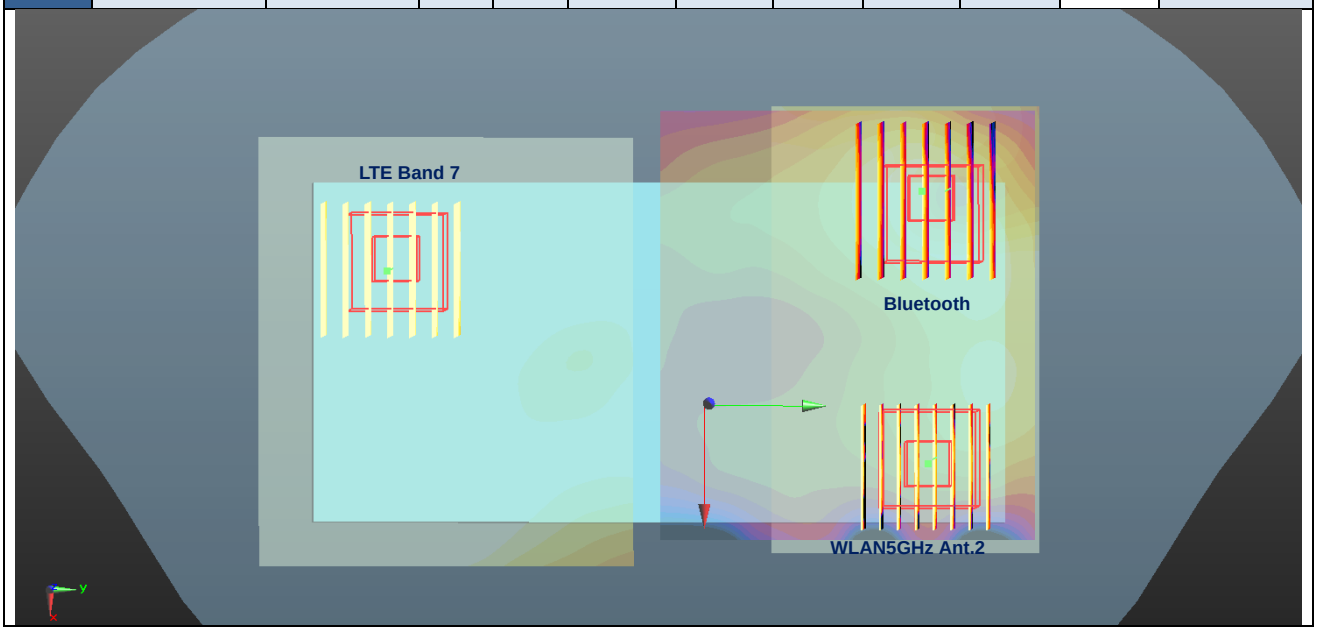

	Band	Position	SAR (W/kg)	Gap (cm)	SAR peak location (mm) X	Y	Z	3D distance (mm)	Summed SAR (W/kg)	SPLSR Results	Simultaneous SAR
Case 51	LTE Band 41	Back	0.747	10	-21.6	-56.6	-1	125.2	1.88	0.02	Not required
	WLAN5GHz Ant 2		1.129	10	25.6	59.4	-1.5				
	LTE Band 41		0.747	10	-21.6	-56.6	-1	119.3	0.80	0.01	Not required
	Bluetooth		0.053	10	-36	61.8	-0.9				
	WLAN5GHz Ant 2		1.129	10	25.6	59.4	-1.5	61.6	1.18	0.02	Not required
	Bluetooth		0.053	10	-36	61.8	-0.9				

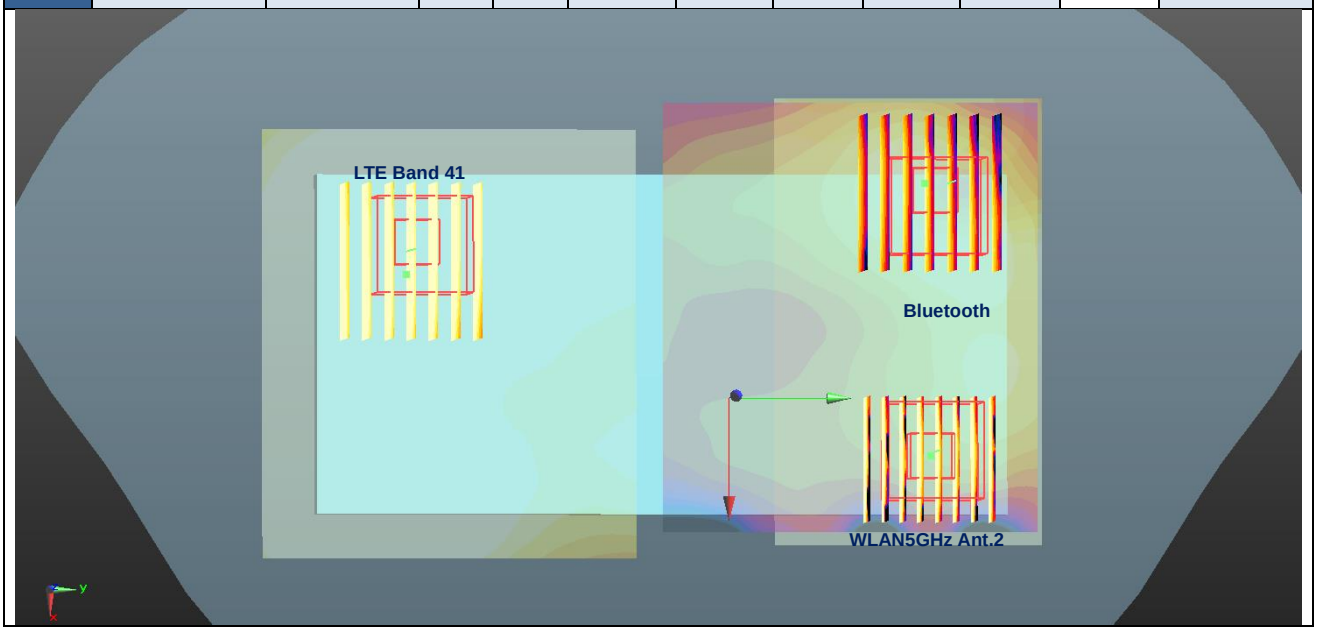

	Band	Position	SAR (W/kg)	Gap (cm)	SAR peak location (mm) X	Y	Z	3D distance (mm)	Summed SAR (W/kg)	SPLSR Results	Simultaneous SAR
Case 52	GSM850	Back	0.779	10	-5.1	4	-1.7	65.8	1.94	0.04	Not required
	WLAN5GHz Ant 1+2 Cube 0		1.164	10	-33.4	63.4	-1.8				
	GSM850		0.779	10	-5.1	4	-1.7	59.9	1.64	0.03	Not required
	WLAN5GHz Ant 1+2 Cube 1		0.857	10	28.4	53.6	-1.6				
	GSM850		0.779	10	-5.1	4	-1.7	65.8	2.00	0.04	Not required
	WLAN5GHz Ant 1+2 Cube 0		1.164	10	-33.4	63.4	-1.8				
	Bluetooth		0.053	10	-36	61.8	-0.9				
	GSM850		0.779	10	-5.1	4	-1.7	65.5	2.00	0.04	Not required
	WLAN5GHz Ant 1+2 Cube 0		1.164	10	-33.4	63.4	-1.8				
	Bluetooth		0.053	10	-36	61.8	-0.9				
	GSM850		0.779	10	-5.1	4	-1.7	59.9	1.69	0.04	Not required
	WLAN5GHz Ant 1+2 Cube 1		0.857	10	28.4	53.6	-1.6				
	Bluetooth		0.053	10	-36	61.8	-0.9				
	GSM850		0.779	10	-5.1	4	-1.7	65.5	1.69	0.03	Not required
	WLAN5GHz Ant 1+2 Cube 1		0.857	10	28.4	53.6	-1.6				
	Bluetooth		0.053	10	-36	61.8	-0.9				

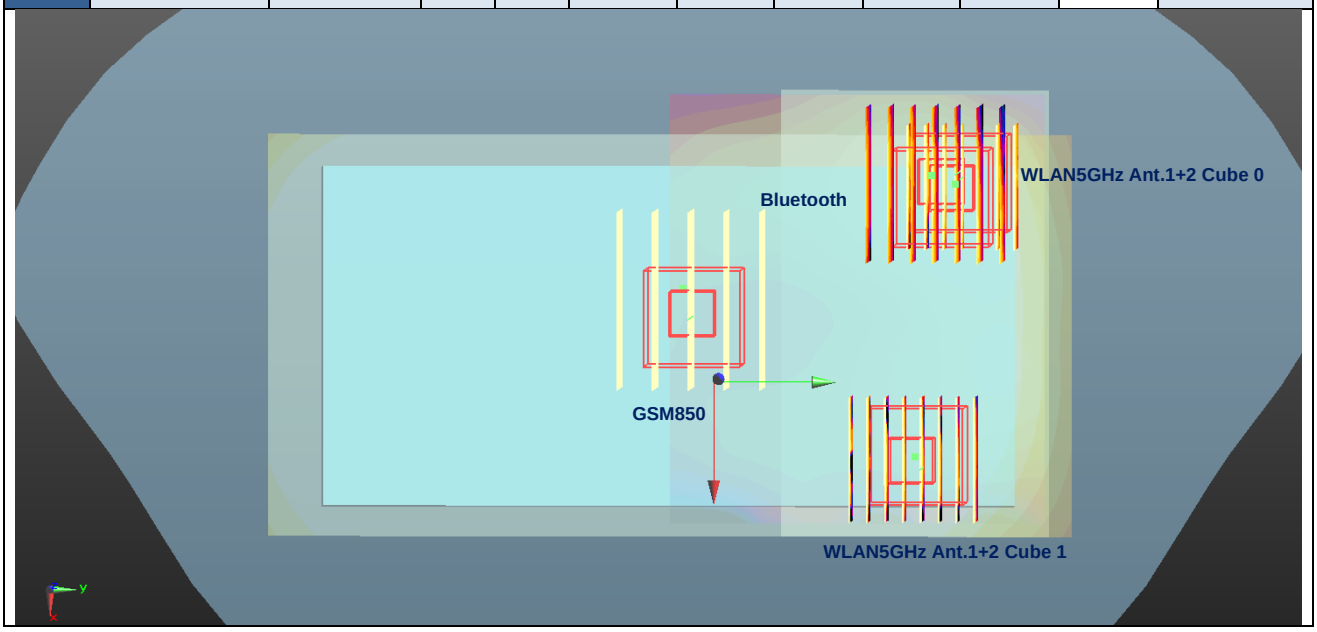

	Band	Position	SAR (W/kg)	Gap (cm)	SAR peak location (mm) X	Y	Z	3D distance (mm)	Summed SAR (W/kg)	SPLSR Results	Simultaneous SAR
Case 53	GSM1900	Back	0.673	10	-12.9	-78.7	-0.9	143.6	1.84	0.02	Not required
	WLAN5GHz Ant 1+2 Cube 0		1.164	10	-33.4	63.4	-1.8				
	GSM1900		0.673	10	-12.9	-78.7	-0.9	138.6	1.53	0.01	Not required
	WLAN5GHz Ant 1+2 Cube 1		0.857	10	28.4	53.6	-1.6				
	GSM1900		0.673	10	-12.9	-78.7	-0.9	143.6	1.89	0.02	Not required
	WLAN5GHz Ant 1+2 Cube 0		1.164	10	-33.4	63.4	-1.8				
	Bluetooth		0.053	10	-36	61.8	-0.9				
	GSM1900		0.673	10	-12.9	-78.7	-0.9	142.4	1.89	0.02	Not required
	WLAN5GHz Ant 1+2 Cube 0		1.164	10	-33.4	63.4	-1.8				
	Bluetooth		0.053	10	-36	61.8	-0.9				
	GSM1900		0.673	10	-12.9	-78.7	-0.9	138.6	1.58	0.01	Not required
	WLAN5GHz Ant 1+2 Cube 1		0.857	10	28.4	53.6	-1.6				
	Bluetooth		0.053	10	-36	61.8	-0.9				
	GSM1900		0.673	10	-12.9	-78.7	-0.9	142.4	1.58	0.01	Not required
	WLAN5GHz Ant 1+2 Cube 1		0.857	10	28.4	53.6	-1.6				
	Bluetooth		0.053	10	-36	61.8	-0.9				

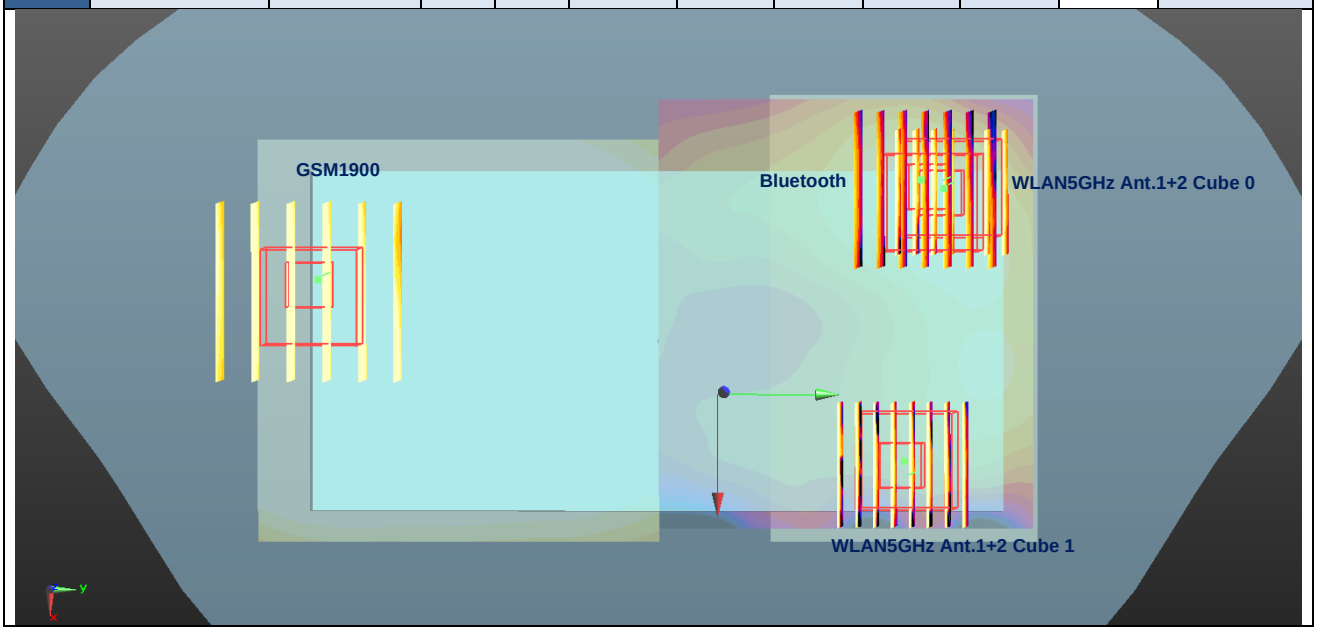

	Band	Position	SAR (W/kg)	Gap (cm)	SAR peak location (mm) X	Y	Z	3D distance (mm)	Summed SAR (W/kg)	SPLSR Results	Simultaneous SAR
Case 54	WCDMA Band II	Back	0.688	10	-9.8	-77	-0.9	142.4	1.85	0.02	Not required
	WLAN5GHz Ant 1+2 Cube 0		1.164	10	-33.4	63.4	-1.8				
	WCDMA Band II		0.688	10	-9.8	-77	-0.9	136.1	1.55	0.01	Not required
	WLAN5GHz Ant 1+2 Cube 1		0.857	10	28.4	53.6	-1.6				
	WCDMA Band II		0.688	10	-9.8	-77	-0.9	142.4	1.91	0.02	Not required
	WLAN5GHz Ant 1+2 Cube 0		1.164	10	-33.4	63.4	-1.8				
	Bluetooth		0.053	10	-36	61.8	-0.9				
	WCDMA Band II		0.688	10	-9.8	-77	-0.9	141.3	1.91	0.02	Not required
	WLAN5GHz Ant 1+2 Cube 0		1.164	10	-33.4	63.4	-1.8				
	Bluetooth		0.053	10	-36	61.8	-0.9				
	WCDMA Band II		0.688	10	-9.8	-77	-0.9	136.1	1.60	0.01	Not required
	WLAN5GHz Ant 1+2 Cube 1		0.857	10	28.4	53.6	-1.6				
	Bluetooth		0.053	10	-36	61.8	-0.9				
	WCDMA Band II		0.688	10	-9.8	-77	-0.9	141.3	1.60	0.01	Not required
	WLAN5GHz Ant 1+2 Cube 1		0.857	10	28.4	53.6	-1.6				
	Bluetooth		0.053	10	-36	61.8	-0.9				

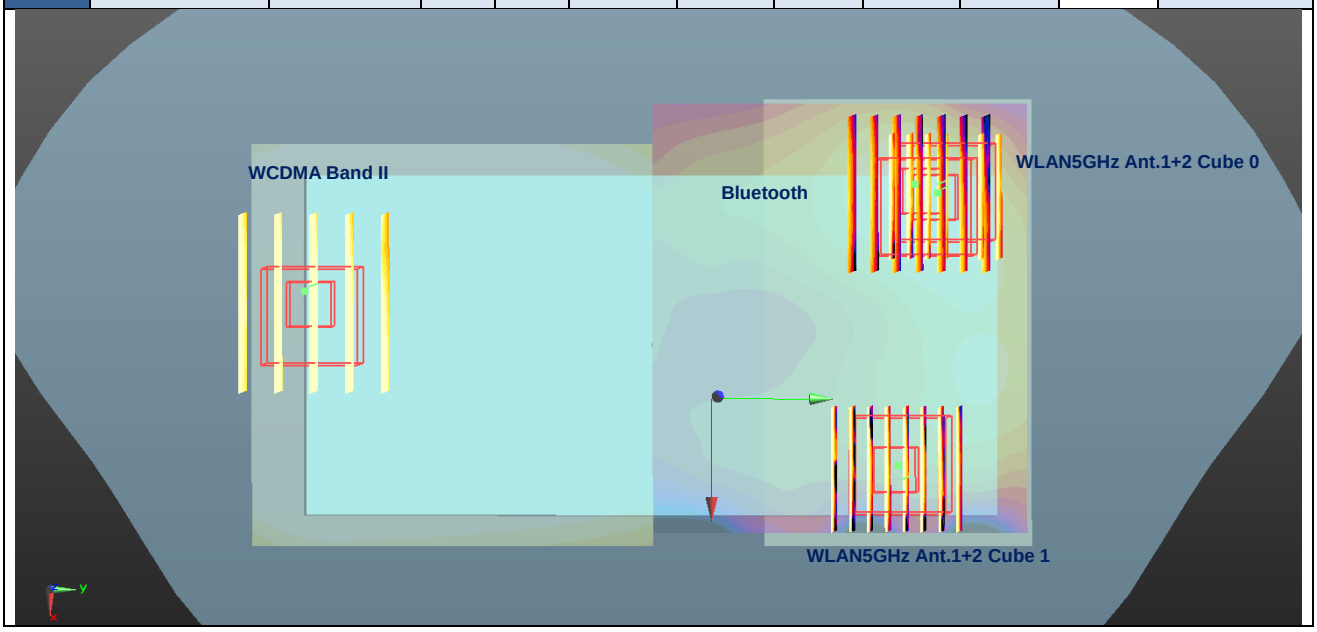

	Band	Position	SAR (W/kg)	Gap (cm)	SAR peak location (mm) X	Y	Z	3D distance (mm)	Summed SAR (W/kg)	SPLSR Results	Simultaneous SAR
Case 55	WCDMA Band V	Back	0.491	10	-9.9	-8.4	-2.2	75.5	1.66	0.03	Not required
	WLAN5GHz Ant 1+2 Cube 0		1.164	10	-33.4	63.4	-1.8				
	WCDMA Band V		0.491	10	-9.9	-8.4	-2.2	72.9	1.35	0.02	Not required
	WLAN5GHz Ant 1+2 Cube 1		0.857	10	28.4	53.6	-1.6				
	WCDMA Band V		0.491	10	-9.9	-8.4	-2.2	75.5	1.71	0.03	Not required
	WLAN5GHz Ant 1+2 Cube 0		1.164	10	-33.4	63.4	-1.8				
	Bluetooth		0.053	10	-36	61.8	-0.9				
	WCDMA Band V		0.491	10	-9.9	-8.4	-2.2	74.9	1.71	0.03	Not required
	WLAN5GHz Ant 1+2 Cube 0		1.164	10	-33.4	63.4	-1.8				
	Bluetooth		0.053	10	-36	61.8	-0.9				
	WCDMA Band V		0.491	10	-9.9	-8.4	-2.2	72.9	1.40	0.02	Not required
	WLAN5GHz Ant 1+2 Cube 1		0.857	10	28.4	53.6	-1.6				
	Bluetooth		0.053	10	-36	61.8	-0.9				
	WCDMA Band V		0.491	10	-9.9	-8.4	-2.2	74.9	1.40	0.02	Not required
	WLAN5GHz Ant 1+2 Cube 1		0.857	10	28.4	53.6	-1.6				
	Bluetooth		0.053	10	-36	61.8	-0.9				

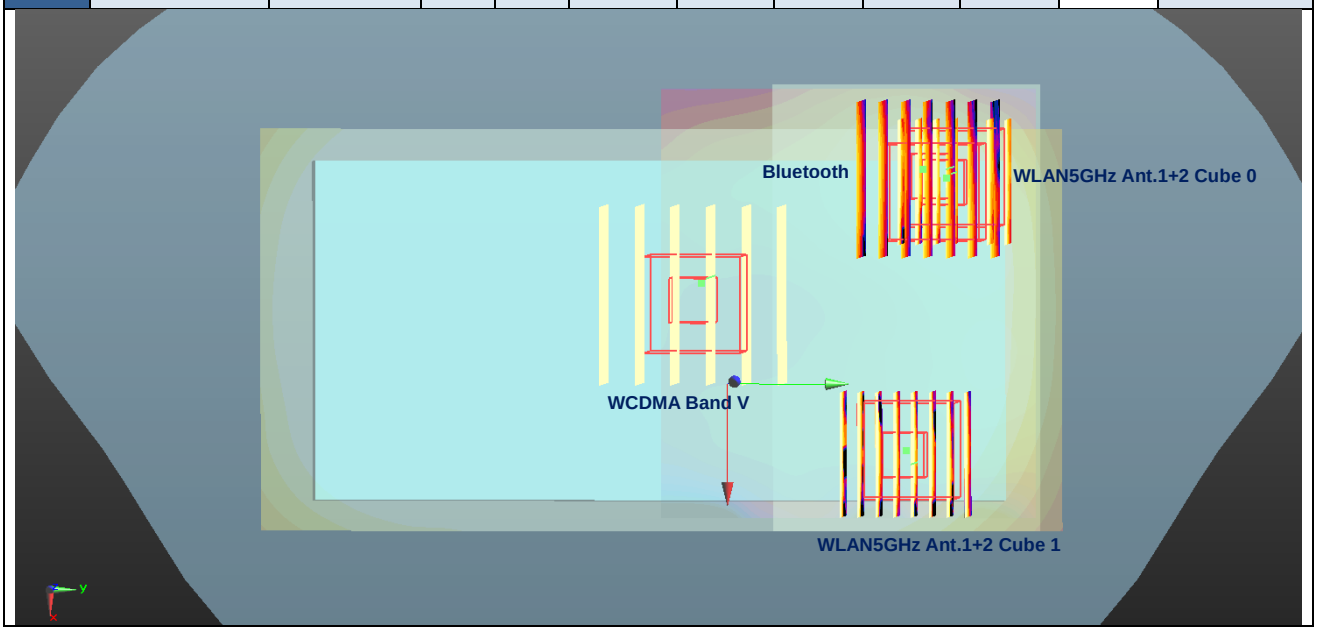

	Band	Position	SAR (W/kg)	Gap (cm)	SAR peak location (mm) X	Y	Z	3D distance (mm)	Summed SAR (W/kg)	SPLSR Results	Simultaneous SAR
Case 56	LTE Band 5	Back	0.492	10	-2.5	10.3	-1.7	61.4	1.66	0.03	Not required
	WLAN5GHz Ant 1+2 Cube 0		1.164	10	-33.4	63.4	-1.8				
	LTE Band 5		0.492	10	-2.5	10.3	-1.7	53.2	1.35	0.03	Not required
	WLAN5GHz Ant 1+2 Cube 1		0.857	10	28.4	53.6	-1.6				
	LTE Band 5		0.492	10	-2.5	10.3	-1.7	61.4	1.71	0.04	Not required
	WLAN5GHz Ant 1+2 Cube 0		1.164	10	-33.4	63.4	-1.8				
	Bluetooth		0.053	10	-36	61.8	-0.9				
	LTE Band 5		0.492	10	-2.5	10.3	-1.7	61.4	1.71	0.04	Not required
	WLAN5GHz Ant 1+2 Cube 0		1.164	10	-33.4	63.4	-1.8				
	Bluetooth		0.053	10	-36	61.8	-0.9				
	LTE Band 5		0.492	10	-2.5	10.3	-1.7	53.2	1.40	0.03	Not required
	WLAN5GHz Ant 1+2 Cube 1		0.857	10	28.4	53.6	-1.6				
	Bluetooth		0.053	10	-36	61.8	-0.9				
	LTE Band 5		0.492	10	-2.5	10.3	-1.7	61.4	1.40	0.03	Not required
	WLAN5GHz Ant 1+2 Cube 1		0.857	10	28.4	53.6	-1.6				
	Bluetooth		0.053	10	-36	61.8	-0.9				

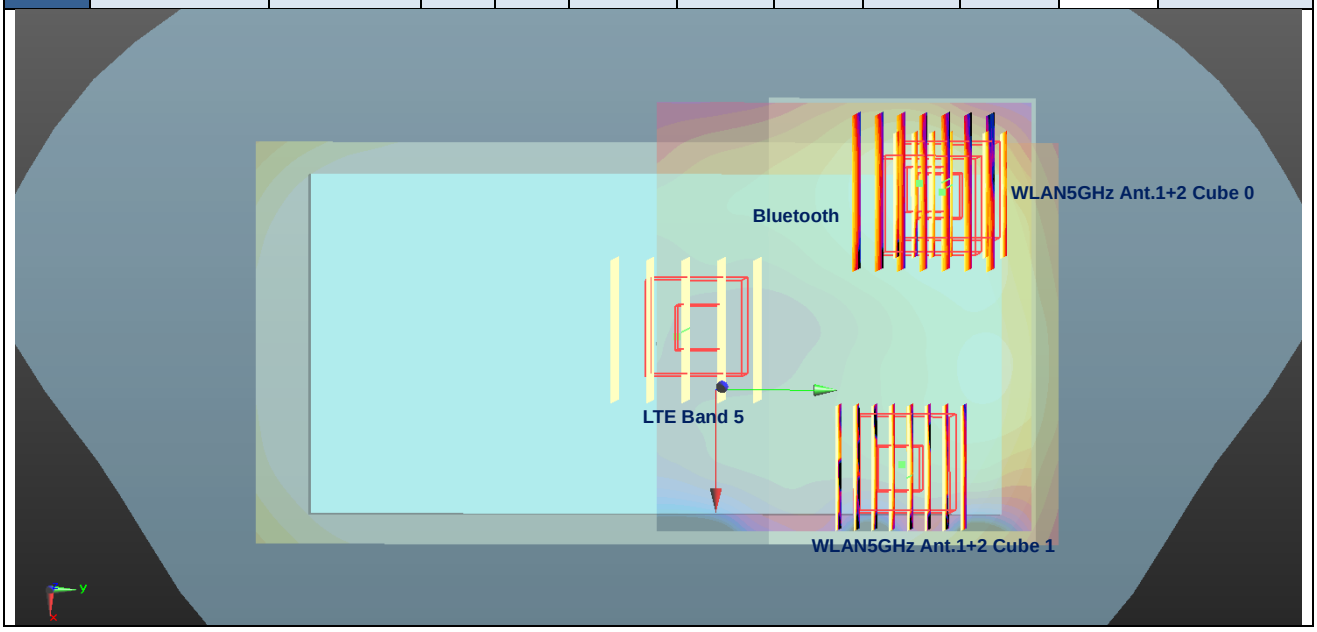

	Band	Position	SAR (W/kg)	Gap (cm)	SAR peak location (mm) X	Y	Z	3D distance (mm)	Summed SAR (W/kg)	SPLSR Results	Simultaneous SAR
Case 57	LTE Band 7	Back	1.146	10	-20	-60.2	-1.1	124.3	2.31	0.03	Not required
	WLAN5GHz Ant 1+2 Cube 0		1.164	10	-33.4	63.4	-1.8				
	LTE Band 7		1.146	10	-20	-60.2	-1.1	123.7	2.00	0.02	Not required
	WLAN5GHz Ant 1+2 Cube 1		0.857	10	28.4	53.6	-1.6				
	LTE Band 7		1.146	10	-20	-60.2	-1.1	124.3	2.36	0.03	Not required
	WLAN5GHz Ant 1+2 Cube 0		1.164	10	-33.4	63.4	-1.8				
	Bluetooth		0.053	10	-36	61.8	-0.9				
	LTE Band 7		1.146	10	-20	-60.2	-1.1	123.0	2.36	0.03	Not required
	WLAN5GHz Ant 1+2 Cube 0		1.164	10	-33.4	63.4	-1.8				
	Bluetooth		0.053	10	-36	61.8	-0.9				
	LTE Band 7		1.146	10	-20	-60.2	-1.1	123.7	2.06	0.02	Not required
	WLAN5GHz Ant 1+2 Cube 1		0.857	10	28.4	53.6	-1.6				
	Bluetooth		0.053	10	-36	61.8	-0.9				
	LTE Band 7		1.146	10	-20	-60.2	-1.1	123.0	2.06	0.02	Not required
	WLAN5GHz Ant 1+2 Cube 1		0.857	10	28.4	53.6	-1.6				
	Bluetooth		0.053	10	-36	61.8	-0.9				

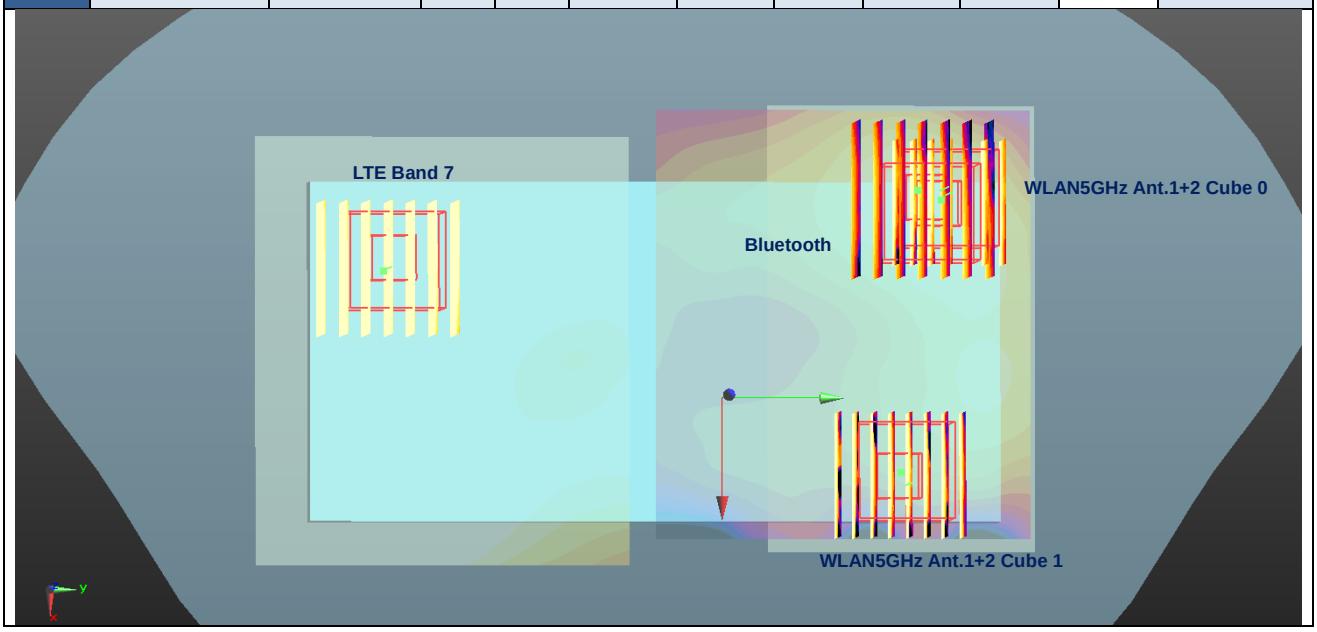

	Band	Position	SAR (W/kg)	Gap (cm)	SAR peak location (mm) X	Y	Z	3D distance (mm)	Summed SAR (W/kg)	SPLSR Results	Simultaneous SAR
Case 58	LTE Band 41	Back	0.747	10	-21.6	-56.6	-1	120.6	1.91	0.02	Not required
	WLAN5GHz Ant 1+2 Cube 0		1.164	10	-33.4	63.4	-1.8				
	LTE Band 41		0.747	10	-21.6	-56.6	-1	121.0	1.60	0.02	Not required
	WLAN5GHz Ant 1+2 Cube 1		0.857	10	28.4	53.6	-1.6				
	LTE Band 41		0.747	10	-21.6	-56.6	-1	120.6	1.96	0.02	Not required
	WLAN5GHz Ant 1+2 Cube 0		1.164	10	-33.4	63.4	-1.8				
	Bluetooth		0.053	10	-36	61.8	-0.9				
	LTE Band 41		0.747	10	-21.6	-56.6	-1	119.3	1.96	0.02	Not required
	WLAN5GHz Ant 1+2 Cube 0		1.164	10	-33.4	63.4	-1.8				
	Bluetooth		0.053	10	-36	61.8	-0.9				
	LTE Band 41		0.747	10	-21.6	-56.6	-1	121.0	1.66	0.02	Not required
	WLAN5GHz Ant 1+2 Cube 1		0.857	10	28.4	53.6	-1.6				
	Bluetooth		0.053	10	-36	61.8	-0.9				
	LTE Band 41		0.747	10	-21.6	-56.6	-1	119.3	1.66	0.02	Not required
	WLAN5GHz Ant 1+2 Cube 1		0.857	10	28.4	53.6	-1.6				
	Bluetooth		0.053	10	-36	61.8	-0.9				

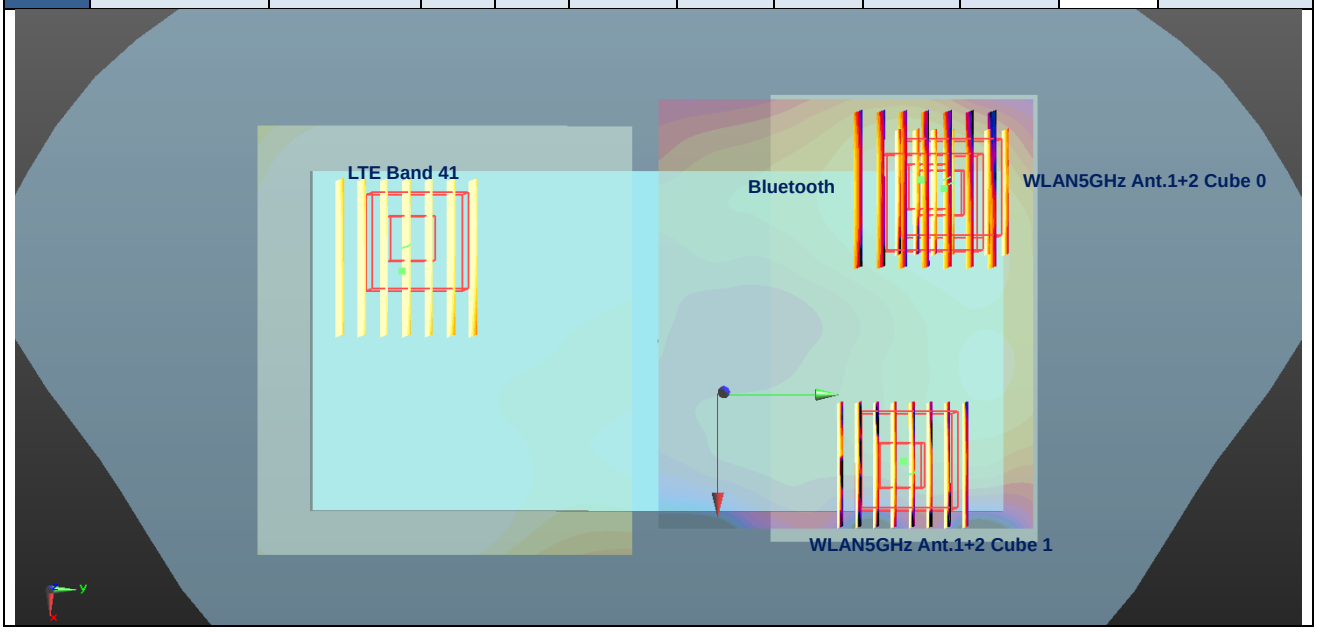

Test Engineer： Kat Yin

17. Uncertainty Assessment

Per KDB 865664 D01 SAR measurement 100MHz to 6GHz, when the highest measured 1-g SAR within a frequency band is < 1.5 W/kg and the measured 10-g SAR within a frequency band is < 3.75 W/kg. The expanded SAR measurement uncertainty must be ≤ 30%, for a confidence interval of k = 2. If these conditions are met, extensive SAR measurement uncertainty analysis described in IEEE Std 1528-2013 is not required in SAR reports submitted for equipment approval. For this device, the highest measured 1-g SAR is less 1.5W/kg and highest measured 10-g SAR is less 3.75W/kg. Therefore, the measurement uncertainty table is not required in this report.

18. References

[1] FCC 47 CFR Part 2 “Frequency Allocations and Radio Treaty Matters; General Rules and Regulations”

[2] ANSI/IEEE Std. C95.1-1992, “IEEE Standard for Safety Levels with Respect to Human Exposure to Radio Frequency Electromagnetic Fields, 3 kHz to 300 GHz”, September 1992

[3] IEEE Std. 1528-2013, “IEEE Recommended Practice for Determining the Peak Spatial-Average Specific Absorption Rate (SAR) in the Human Head from Wireless Communications Devices: Measurement Techniques”, Sep 2013

[4] SPEAG DASY System Handbook

[5] FCC KDB 865664 D01 v01r04, "SAR Measurement Requirements for 100 MHz to 6 GHz", Aug 2015.

[6] FCC KDB 865664 D02 v01r02, “RF Exposure Compliance Reporting and Documentation Considerations” Oct 2015.

[7] FCC KDB 447498 D01 v06, “Mobile and Portable Device RF Exposure Procedures and Equipment Authorization Policies”, Oct 2015

[8] FCC KDB 648474 D04 v01r03, “SAR Evaluation Considerations for Wireless Handsets”, Oct 2015.

[9] FCC KDB 248227 D01 v02r02, “SAR Guidance for IEEE 802.11 (WiFi) Transmitters”, Oct 2015.

[10] FCC KDB 941225 D01 v03r01, “3G SAR MEAUREMENT PROCEDURES”, Oct 2015

[11] FCC KDB 941225 D05 v02r05, “SAR Evaluation Considerations for LTE Devices”, Dec 2015

[12] FCC KDB 941225 D06 v02r01, "SAR Evaluation Procedures for Portable Devices with Wireless Router Capabilities", Oct 2015.

[13] FCC KDB 616217 D04 v01r02, “SAR Evaluation Considerations for Laptop, Notebook, Netbook and Tablet Computers”, Oct 2015

Appendix A. Plots of System Performance Check

The plots are shown as follows.

Test Laboratory: Sporton International Inc. SAR/HAC Testing Lab Date: 2018/5/26

System Check_Head_835MHz

DUT: D835V2-SN:4d151

Communication System: UID 0, CW; Frequency: 835 MHz;Duty Cycle: 1:1
Medium: HSL_835 Medium parameters used: f = 835 MHz; σ = 0.914 S/m; ε_r = 41.601; ρ = 1000 kg/m^3
Ambient Temperature：23.1 ℃; Liquid Temperature：22.6 ℃

DASY5 Configuration:
- Probe: EX3DV4 - SN3935; ConvF(10.36, 10.36, 10.36); Calibrated: 2017/12/14;
- Sensor-Surface: 1.4mm (Mechanical Surface Detection)
- Electronics: DAE4 Sn1358; Calibrated: 2018/4/19
- Phantom: SAM2; Type: QD000P40CD; Serial: TP:1754
- Measurement SW: DASY52, Version 52.8 (8); SEMCAD X Version 14.6.10 (7372)

Pin=250mW/Area Scan (61x61x1): Interpolated grid: dx=1.500 mm, dy=1.500 mm
Maximum value of SAR (interpolated) = 3.35 W/kg

Pin=250mW/Zoom Scan (5x5x7)/Cube 0: Measurement grid: dx=8mm, dy=8mm, dz=5mm
Reference Value = 55.05 V/m; Power Drift = 0.01 dB
Peak SAR (extrapolated) = 3.90 W/kg
SAR(1 g) = 2.45 W/kg; SAR(10 g) = 1.59 W/kg
Maximum value of SAR (measured) = 3.34 W/kg

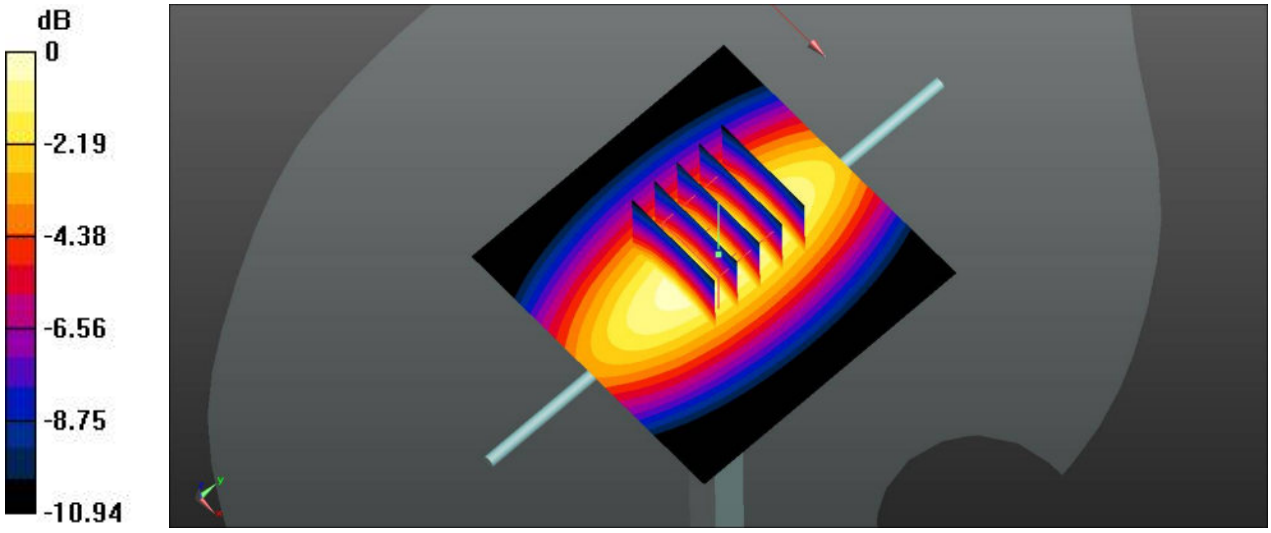

0 dB = 3.34 W/kg

Test Laboratory: Sporton International Inc. SAR/HAC Testing Lab Date: 2018/5/27

System Check_Head_1900MHz

DUT: D1900V2-SN:5d170

Communication System: UID 0, CW; Frequency: 1900 MHz;Duty Cycle: 1:1
Medium: HSL_1900 Medium parameters used: f = 1900 MHz; σ = 1.464 S/m; ε_r = 39.142; ρ = 1000 kg/m^3
Ambient Temperature：23.2 ℃; Liquid Temperature：22.3 ℃

DASY5 Configuration:
- Probe: EX3DV4 - SN3935; ConvF(8.41, 8.41, 8.41); Calibrated: 2017/12/14;
- Sensor-Surface: 1.4mm (Mechanical Surface Detection)
- Electronics: DAE4 Sn1358; Calibrated: 2018/4/19
- Phantom: SAM1; Type: QD000P40CD; Serial: TP:1753
- Measurement SW: DASY52, Version 52.8 (8); SEMCAD X Version 14.6.10 (7372)

Pin=250mW/Area Scan (61x61x1): Interpolated grid: dx=1.500 mm, dy=1.500 mm
Maximum value of SAR (interpolated) = 16.1 W/kg

Pin=250mW/Zoom Scan (5x5x7)/Cube 0: Measurement grid: dx=8mm, dy=8mm, dz=5mm
Reference Value = 100.0 V/m; Power Drift = -0.00 dB
Peak SAR (extrapolated) = 18.9 W/kg
SAR(1 g) = 10.1 W/kg; SAR(10 g) = 5.24 W/kg
Maximum value of SAR (measured) = 15.5 W/kg

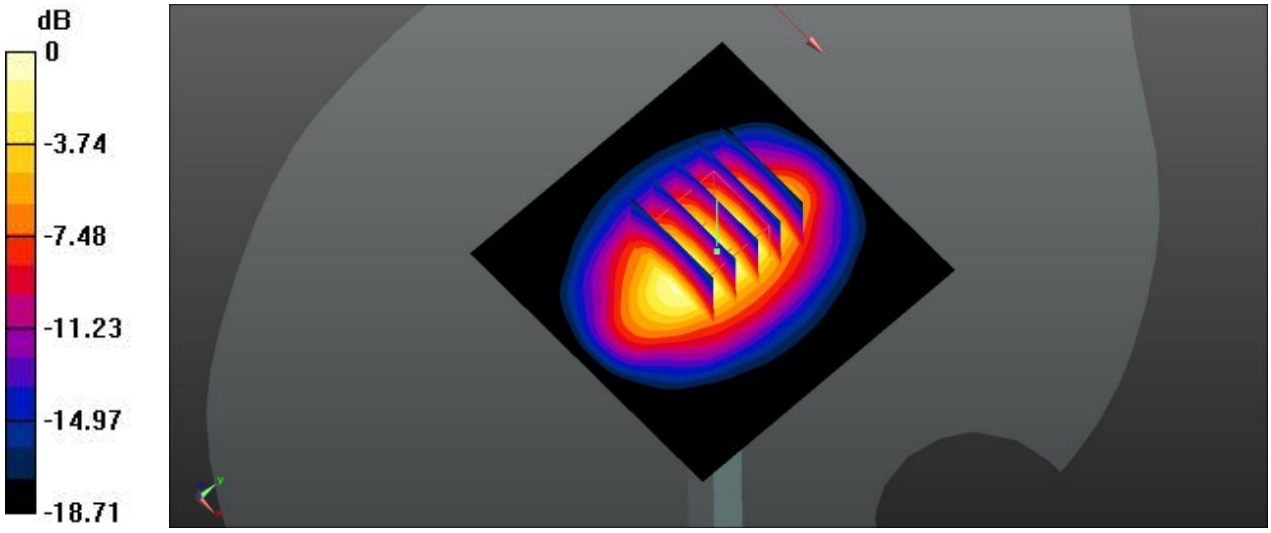

0 dB = 15.5 W/kg

Test Laboratory: Sporton International Inc. SAR/HAC Testing Lab Date: 2018/6/6

System Check_Head_2450MHz

DUT: D2450V2-SN:908

Communication System: UID 0, CW; Frequency: 2450 MHz;Duty Cycle: 1:1
Medium: HSL_2450 Medium parameters used: f = 2450 MHz; σ = 1.861 S/m; ε_r = 39.656; ρ = 1000 kg/m^3
Ambient Temperature：23.1 ℃; Liquid Temperature：22.2 ℃

DASY5 Configuration:
- Probe: EX3DV4 - SN3935; ConvF(7.87, 7.87, 7.87); Calibrated: 2017/12/14;
- Sensor-Surface: 1.4mm (Mechanical Surface Detection)
- Electronics: DAE4 Sn1358; Calibrated: 2018/4/19
- Phantom: SAM1; Type: QD000P40CD; Serial: TP:1753
- Measurement SW: DASY52, Version 52.8 (8); SEMCAD X Version 14.6.10 (7372)

Pin=250mW/Area Scan (71x71x1): Interpolated grid: dx=1.200 mm, dy=1.200 mm
Maximum value of SAR (interpolated) = 23.2 W/kg

Pin=250mW/Zoom Scan (7x7x7)/Cube 0: Measurement grid: dx=5mm, dy=5mm, dz=5mm
Reference Value = 115.0 V/m; Power Drift = -0.05 dB
Peak SAR (extrapolated) = 28.3 W/kg
SAR(1 g) = 13.6 W/kg; SAR(10 g) = 6.27 W/kg
Maximum value of SAR (measured) = 22.8 W/kg

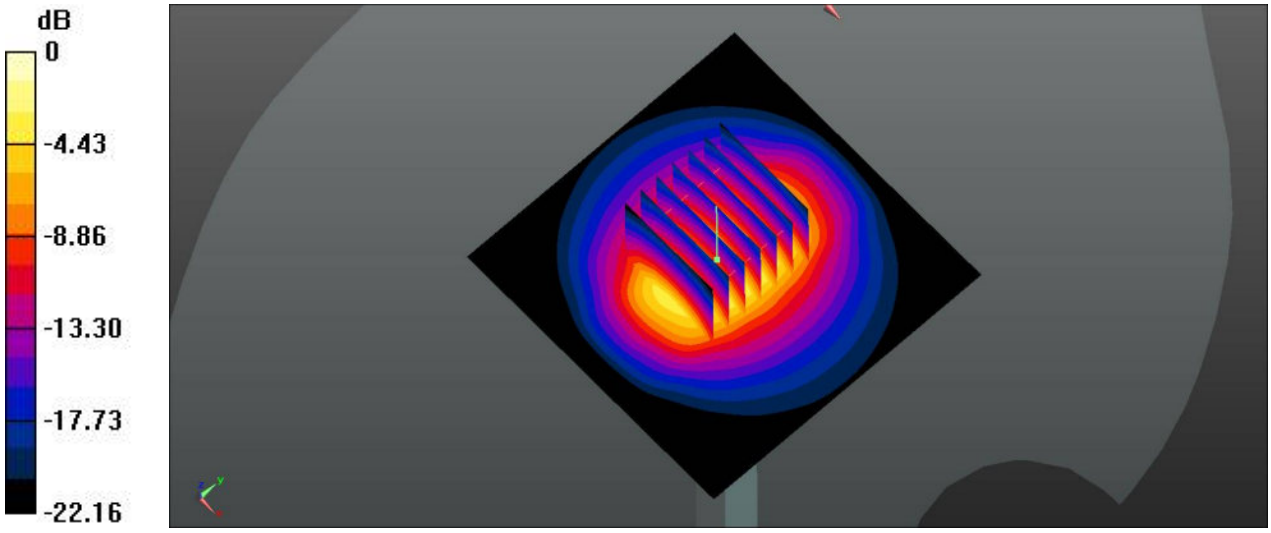

0 dB = 22.8 W/kg

Test Laboratory: Sporton International Inc. SAR/HAC Testing Lab Date: 2018/5/25

System Check_Head_2600MHz

DUT: D2600V2-SN:1112

Communication System: UID 0, CW; Frequency: 2600 MHz;Duty Cycle: 1:1
Medium: HSL_2600 Medium parameters used: f = 2600 MHz; σ = 2.038 S/m; ε_r = 39.034; ρ = 1000 kg/m^3
Ambient Temperature：23.5 ℃; Liquid Temperature：22.5 ℃

DASY5 Configuration:
- Probe: EX3DV4 - SN3935; ConvF(7.67, 7.67, 7.67); Calibrated: 2017/12/14;
- Sensor-Surface: 1.4mm (Mechanical Surface Detection)
- Electronics: DAE4 Sn1358; Calibrated: 2018/4/19
- Phantom: SAM1; Type: QD000P40CD; Serial: TP:1753
- Measurement SW: DASY52, Version 52.8 (8); SEMCAD X Version 14.6.10 (7372)

Pin=250mW/Area Scan (81x81x1): Interpolated grid: dx=1.200 mm, dy=1.200 mm
Maximum value of SAR (interpolated) = 22.7 W/kg

Pin=250mW/Zoom Scan (7x7x7)/Cube 0: Measurement grid: dx=5mm, dy=5mm, dz=5mm
Reference Value = 87.50 V/m; Power Drift = 0.02 dB
Peak SAR (extrapolated) = 31.5 W/kg
SAR(1 g) = 14.1 W/kg; SAR(10 g) = 6.11 W/kg
Maximum value of SAR (measured) = 22.4 W/kg

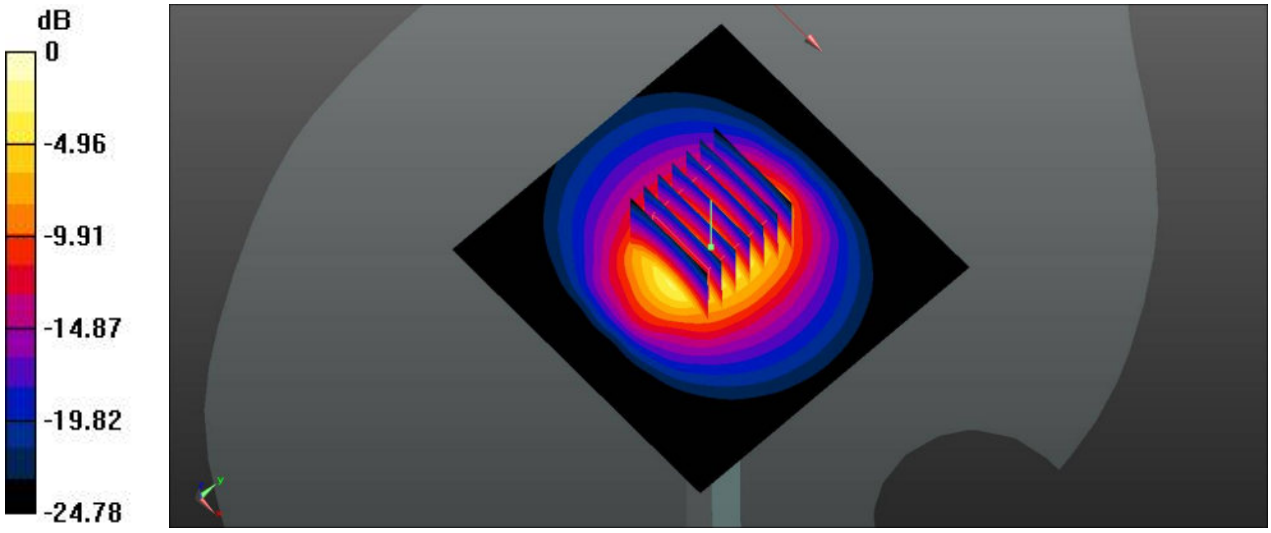

0 dB = 22.4 W/kg

Test Laboratory: Sporton International Inc. SAR/HAC Testing Lab Date: 2018/6/7

System Check_Head_5200MHz

DUT: D5GHzV2-SN:1128

Communication System: UID 0, CW (0); Frequency: 5200 MHz;Duty Cycle: 1:1
Medium: HSL_5G Medium parameters used: f = 5200 MHz; σ = 4.659 S/m; ε_r = 36.695; ρ = 1000 kg/m^3
Ambient Temperature：23.4 ℃; Liquid Temperature：22.3 ℃

DASY5 Configuration:
- Probe: EX3DV4 - SN3935; ConvF(5.91, 5.91, 5.91); Calibrated: 2017/12/14;
- Sensor-Surface: 1.4mm (Mechanical Surface Detection)
- Electronics: DAE4 Sn1358; Calibrated: 2018/4/19
- Phantom: SAM2; Type: QD000P40CD; Serial: TP:1754
- Measurement SW: DASY52, Version 52.8 (8); SEMCAD X Version 14.6.10 (7372)

Pin=100mw/Area Scan (71x71x1): Interpolated grid: dx=1.000 mm, dy=1.000 mm
Maximum value of SAR (interpolated) = 19.8 W/kg

Pin=100mw/Zoom Scan (8x8x7)/Cube 0: Measurement grid: dx=4mm, dy=4mm, dz=1.4mm
Reference Value = 70.46 V/m; Power Drift = 0.08 dB
Peak SAR (extrapolated) = 34.3 W/kg
SAR(1 g) = 8.37 W/kg; SAR(10 g) = 2.41 W/kg
Maximum value of SAR (measured) = 20.5 W/kg

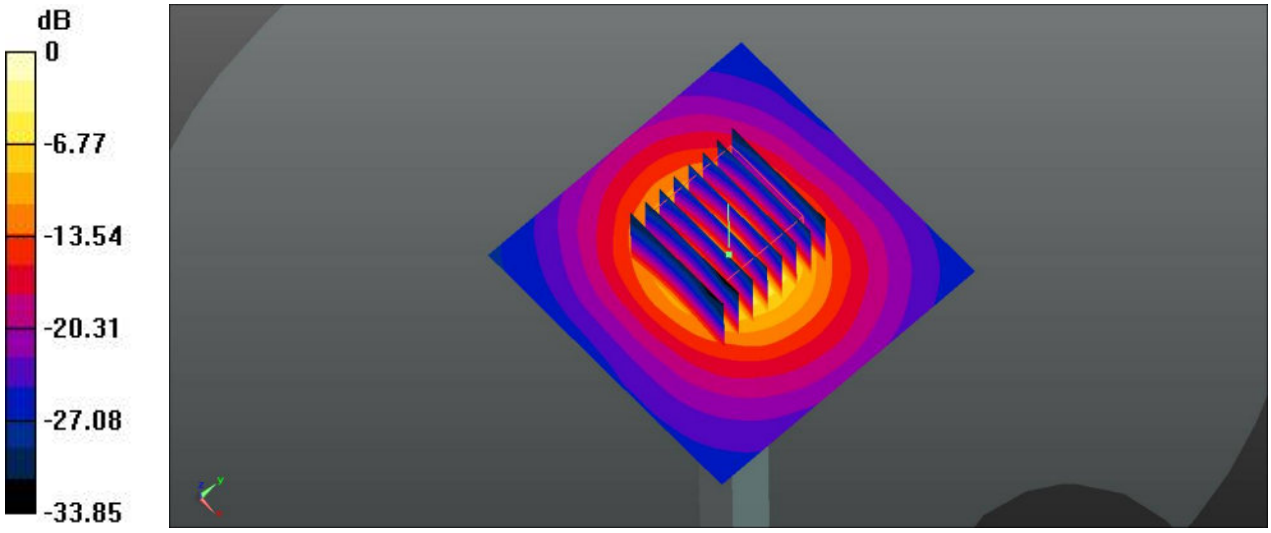

0 dB = 20.5 W/kg

Test Laboratory: Sporton International Inc. SAR/HAC Testing Lab Date: 2018/6/7

System Check_Head_5300MHz

DUT: D5GHzV2-SN:1128

Communication System: UID 0, CW (0); Frequency: 5300 MHz;Duty Cycle: 1:1
Medium: HSL_5G Medium parameters used: f = 5300 MHz; σ = 4.761 S/m; ε_r = 36.549; ρ = 1000 kg/m^3
Ambient Temperature：23.4 ℃; Liquid Temperature：22.3 ℃

DASY5 Configuration:
- Probe: EX3DV4 - SN3935; ConvF(5.63, 5.63, 5.63); Calibrated: 2017/12/14;
- Sensor-Surface: 1.4mm (Mechanical Surface Detection)
- Electronics: DAE4 Sn1358; Calibrated: 2018/4/19
- Phantom: SAM2; Type: QD000P40CD; Serial: TP:1754
- Measurement SW: DASY52, Version 52.8 (8); SEMCAD X Version 14.6.10 (7372)

Pin=100mw/Area Scan (71x71x1): Interpolated grid: dx=1.000 mm, dy=1.000 mm
Maximum value of SAR (interpolated) = 20.8 W/kg

Pin=100mw/Zoom Scan (8x8x7)/Cube 0: Measurement grid: dx=4mm, dy=4mm, dz=1.4mm
Reference Value = 43.63 V/m; Power Drift = 0.15 dB
Peak SAR (extrapolated) = 34.9 W/kg
SAR(1 g) = 8.36 W/kg; SAR(10 g) = 2.37 W/kg
Maximum value of SAR (measured) = 20.6 W/kg

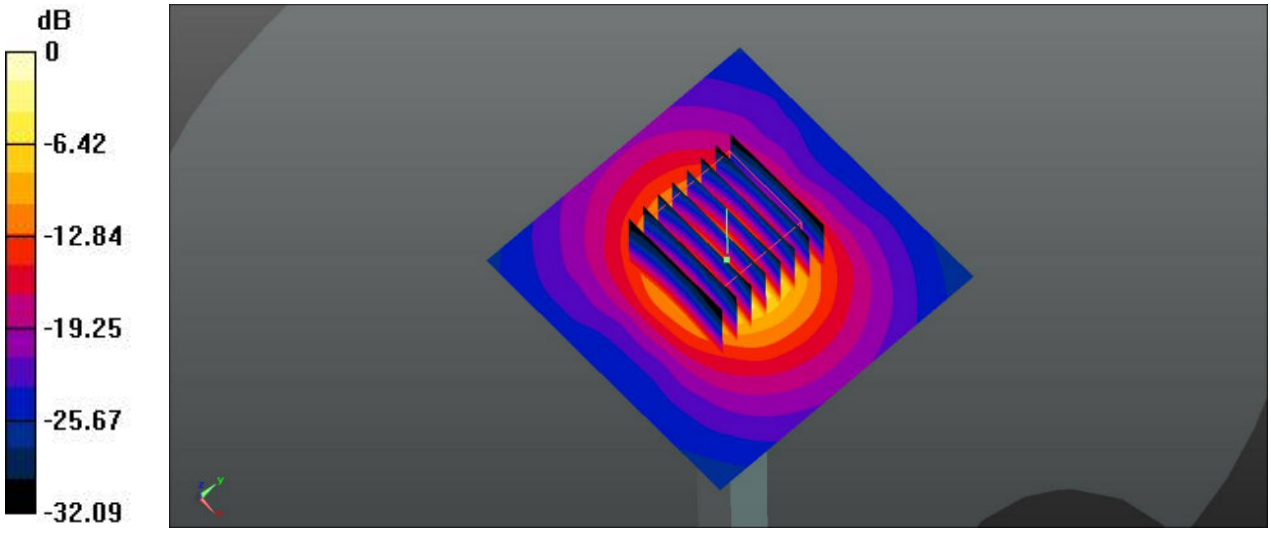

0 dB = 20.6 W/kg

Test Laboratory: Sporton International Inc. SAR/HAC Testing Lab Date: 2018/6/7

System Check_Head_5500MHz

DUT: D5GHzV2-SN:1128

Communication System: UID 0, CW (0); Frequency: 5500 MHz;Duty Cycle: 1:1
Medium: HSL_5G Medium parameters used: f = 5500 MHz; σ = 4.963 S/m; ε_r = 36.263; ρ = 1000 kg/m^3
Ambient Temperature：23.4 ℃; Liquid Temperature：22.3 ℃

DASY5 Configuration:
- Probe: EX3DV4 - SN3935; ConvF(5.29, 5.29, 5.29); Calibrated: 2017/12/14;
- Sensor-Surface: 1.4mm (Mechanical Surface Detection)
- Electronics: DAE4 Sn1358; Calibrated: 2018/4/19
- Phantom: SAM2; Type: QD000P40CD; Serial: TP:1754
- Measurement SW: DASY52, Version 52.8 (8); SEMCAD X Version 14.6.10 (7372)

Pin=100mw/Area Scan (71x71x1): Interpolated grid: dx=1.000 mm, dy=1.000 mm
Maximum value of SAR (interpolated) = 22.4 W/kg

Pin=100mw/Zoom Scan (8x8x7)/Cube 0: Measurement grid: dx=4mm, dy=4mm, dz=1.4mm
Reference Value = 71.35 V/m; Power Drift = 0.12 dB
Peak SAR (extrapolated) = 39.3 W/kg
SAR(1 g) = 8.93 W/kg; SAR(10 g) = 2.53 W/kg
Maximum value of SAR (measured) = 22.5 W/kg

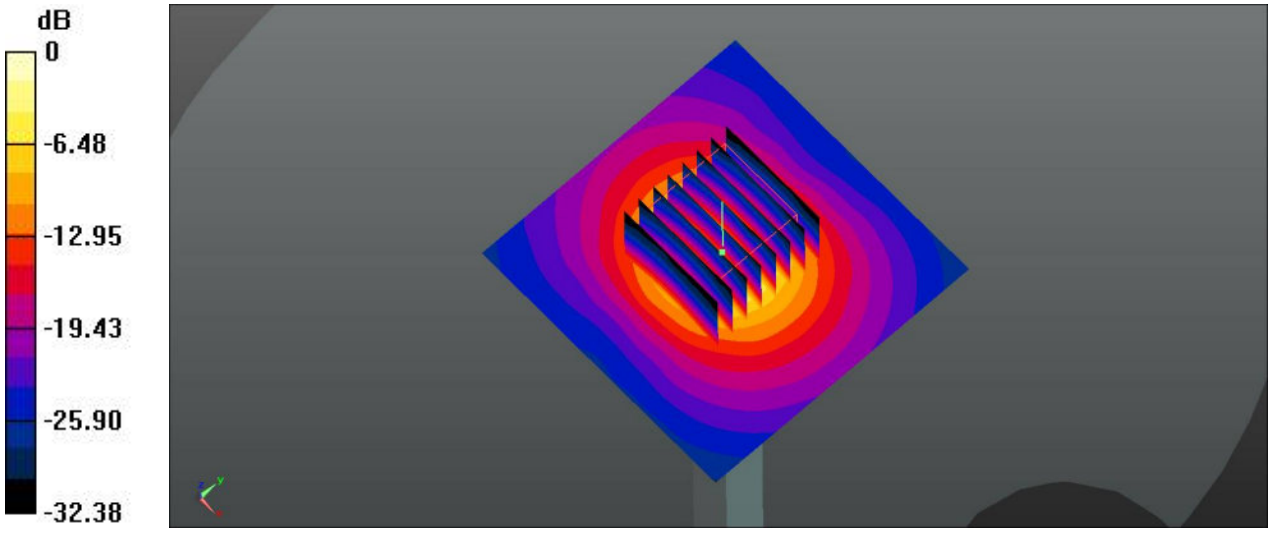

0 dB = 22.5 W/kg

Test Laboratory: Sporton International Inc. SAR/HAC Testing Lab Date: 2018/6/7

System Check_Head_5600MHz

DUT: D5GHzV2-SN:1128

Communication System: UID 0, CW (0); Frequency: 5600 MHz;Duty Cycle: 1:1
Medium: HSL_5G Medium parameters used: f = 5600 MHz; σ = 5.072 S/m; ε_r = 36.115; ρ = 1000 kg/m^3
Ambient Temperature：23.4 ℃; Liquid Temperature：22.3 ℃

DASY5 Configuration:
- Probe: EX3DV4 - SN3935; ConvF(5.08, 5.08, 5.08); Calibrated: 2017/12/14;
- Sensor-Surface: 1.4mm (Mechanical Surface Detection)
- Electronics: DAE4 Sn1358; Calibrated: 2018/4/19
- Phantom: SAM2; Type: QD000P40CD; Serial: TP:1754
- Measurement SW: DASY52, Version 52.8 (8); SEMCAD X Version 14.6.10 (7372)

Pin=100mw/Area Scan (71x71x1): Interpolated grid: dx=1.000 mm, dy=1.000 mm
Maximum value of SAR (interpolated) = 20.3 W/kg

Pin=100mw/Zoom Scan (8x8x7)/Cube 0: Measurement grid: dx=4mm, dy=4mm, dz=1.4mm
Reference Value = 70.86 V/m; Power Drift = -0.04 dB
Peak SAR (extrapolated) = 35.7 W/kg
SAR(1 g) = 7.91 W/kg; SAR(10 g) = 2.23 W/kg
Maximum value of SAR (measured) = 20.1 W/kg

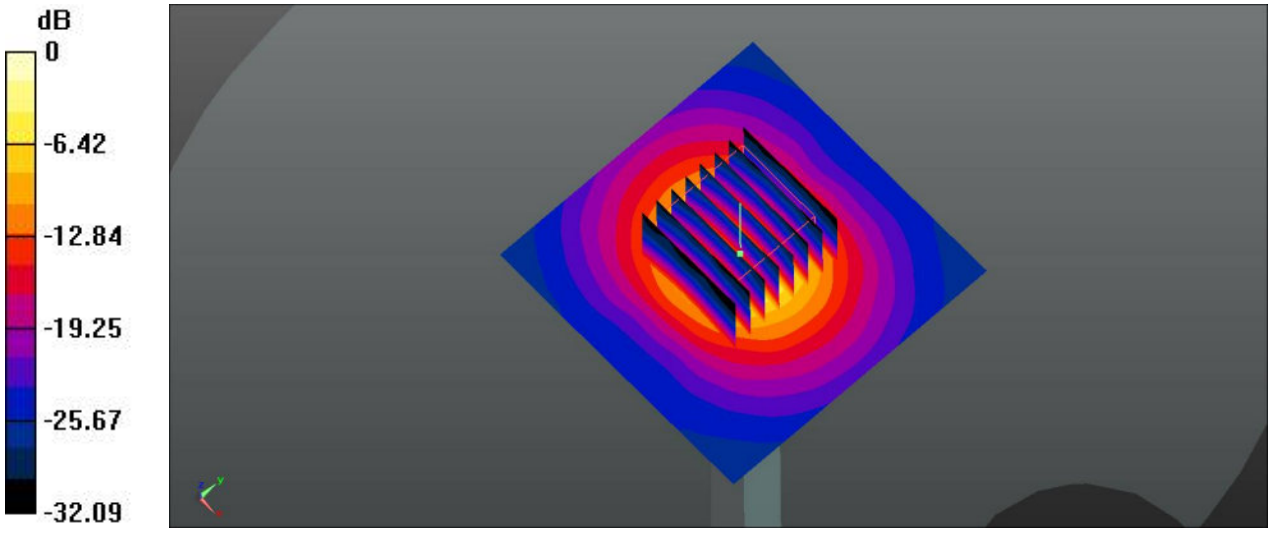

0 dB = 20.1 W/kg

Test Laboratory: Sporton International Inc. SAR/HAC Testing Lab Date: 2018/6/7

System Check_Head_5800MHz

DUT: D5GHzV2-SN:1128

Communication System: UID 0, CW (0); Frequency: 5800 MHz;Duty Cycle: 1:1
Medium: HSL_5G Medium parameters used: f = 5800 MHz; σ = 5.286 S/m; ε_r = 35.83; ρ = 1000 kg/m^3
Ambient Temperature：23.4 ℃; Liquid Temperature：22.3 ℃

DASY5 Configuration:
- Probe: EX3DV4 - SN3935; ConvF(5.15, 5.15, 5.15); Calibrated: 2017/12/14;
- Sensor-Surface: 1.4mm (Mechanical Surface Detection)
- Electronics: DAE4 Sn1358; Calibrated: 2018/4/19
- Phantom: SAM2; Type: QD000P40CD; Serial: TP:1754
- Measurement SW: DASY52, Version 52.8 (8); SEMCAD X Version 14.6.10 (7372)

Pin=100mw/Area Scan (71x71x1): Interpolated grid: dx=1.000 mm, dy=1.000 mm
Maximum value of SAR (interpolated) = 20.9 W/kg

Pin=100mw/Zoom Scan (8x8x7)/Cube 0: Measurement grid: dx=4mm, dy=4mm, dz=1.4mm
Reference Value = 40.07 V/m; Power Drift = 0.11 dB
Peak SAR (extrapolated) = 37.6 W/kg
SAR(1 g) = 8.12 W/kg; SAR(10 g) = 2.29 W/kg
Maximum value of SAR (measured) = 21.0 W/kg

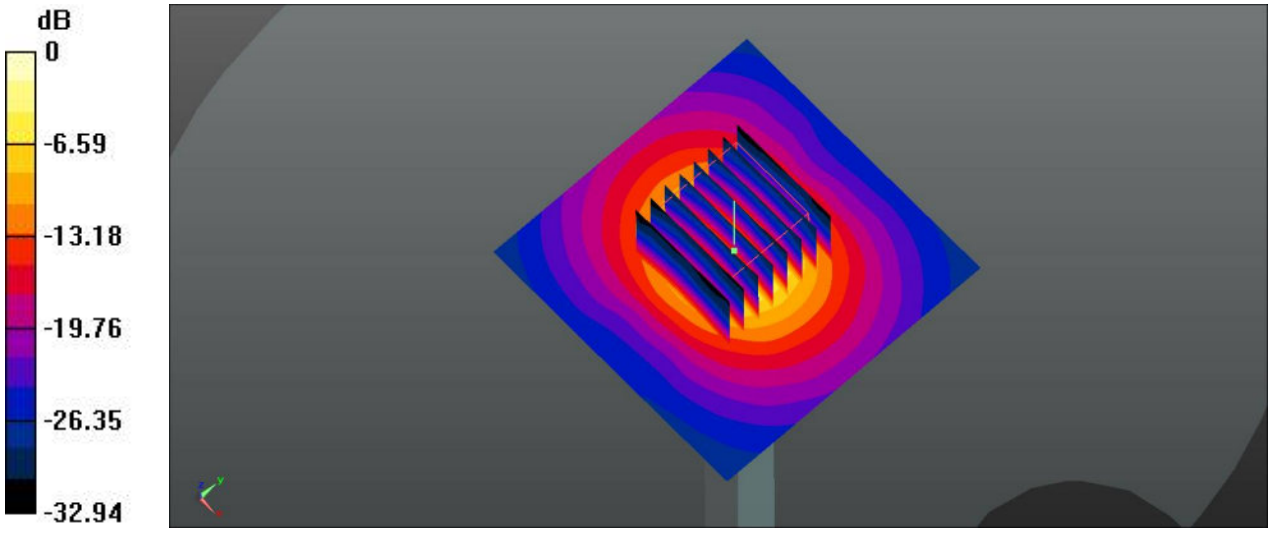

0 dB = 21.0 W/kg

Test Laboratory: Sporton International Inc. SAR/HAC Testing Lab Date: 2018/5/27

System Check_Body_835MHz

DUT: D835V2-SN:4d151

Communication System: UID 0, CW (0); Frequency: 835 MHz;Duty Cycle: 1:1
Medium: MSL_835 Medium parameters used: f = 835 MHz; σ = 0.997 S/m; ε_r = 56.302; ρ = 1000 kg/m^3
Ambient Temperature：23.5 ℃; Liquid Temperature：22.5 ℃

DASY5 Configuration:
- Probe: EX3DV4 - SN3935; ConvF(10.33, 10.33, 10.33); Calibrated: 2017/12/14;
- Sensor-Surface: 1.4mm (Mechanical Surface Detection)
- Electronics: DAE4 Sn1358; Calibrated: 2018/4/19
- Phantom: SAM2; Type: QD000P40CD; Serial: TP:1754
- Measurement SW: DASY52, Version 52.8 (8); SEMCAD X Version 14.6.10 (7372)

Pin=250mW/Area Scan (61x61x1): Interpolated grid: dx=1.500 mm, dy=1.500 mm
Maximum value of SAR (interpolated) = 3.10 W/kg

Pin=250mW/Zoom Scan (5x5x7)/Cube 0: Measurement grid: dx=8mm, dy=8mm, dz=5mm
Reference Value = 56.92 V/m; Power Drift = 0.00 dB
Peak SAR (extrapolated) = 3.55 W/kg
SAR(1 g) = 2.31 W/kg; SAR(10 g) = 1.52 W/kg
Maximum value of SAR (measured) = 3.09 W/kg

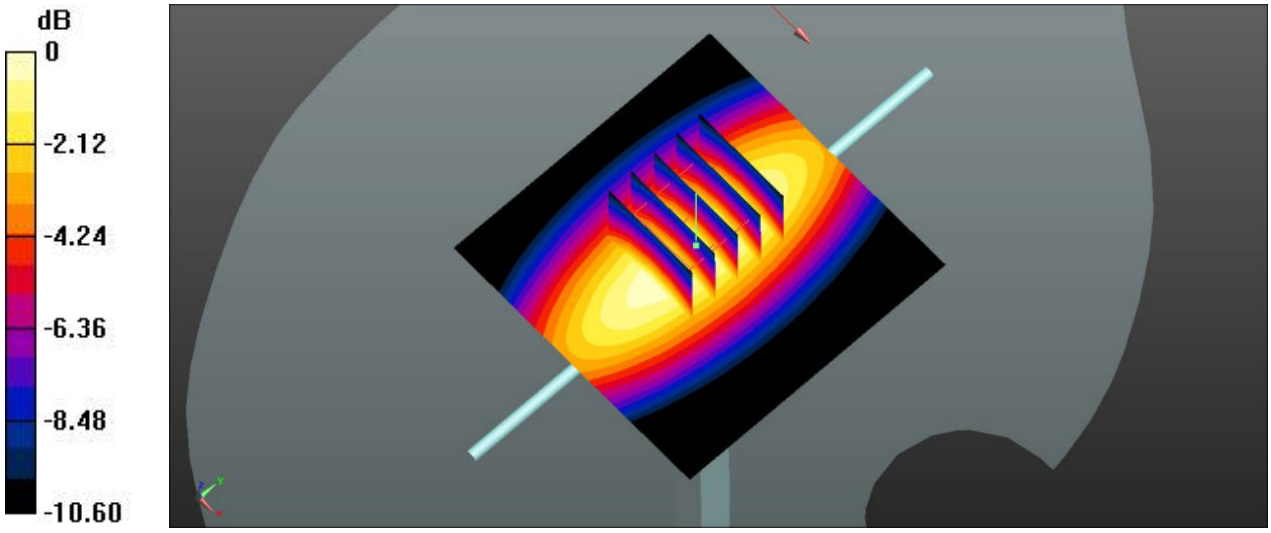

0 dB = 3.09 W/kg

Test Laboratory: Sporton International Inc. SAR/HAC Testing Lab Date: 2018/5/29

System Check_Body_1900MHz

DUT: D1900V2-SN:5d170

Communication System: UID 0, CW (0); Frequency: 1900 MHz;Duty Cycle: 1:1
Medium: MSL_1900 Medium parameters used: f = 1900 MHz; σ = 1.565 S/m; ε_r = 51.934; ρ = 1000 kg/m^3
Ambient Temperature：23.5 ℃; Liquid Temperature：22.5 ℃

DASY5 Configuration:
- Probe: EX3DV4 - SN3935; ConvF(8.3, 8.3, 8.3); Calibrated: 2017/12/14;
- Sensor-Surface: 1.4mm (Mechanical Surface Detection)
- Electronics: DAE4 Sn1358; Calibrated: 2018/4/19
- Phantom: SAM1; Type: QD000P40CD; Serial: TP:1753
- Measurement SW: DASY52, Version 52.8 (8); SEMCAD X Version 14.6.10 (7372)

Pin=250mW/Area Scan (61x61x1): Interpolated grid: dx=1.500 mm, dy=1.500 mm
Maximum value of SAR (interpolated) = 14.8 W/kg

Pin=250mW/Zoom Scan (5x5x7)/Cube 0: Measurement grid: dx=8mm, dy=8mm, dz=5mm
Reference Value = 99.97 V/m; Power Drift = -0.01 dB
Peak SAR (extrapolated) = 17.7 W/kg
SAR(1 g) = 9.5 W/kg; SAR(10 g) = 4.93 W/kg
Maximum value of SAR (measured) = 14.6 W/kg

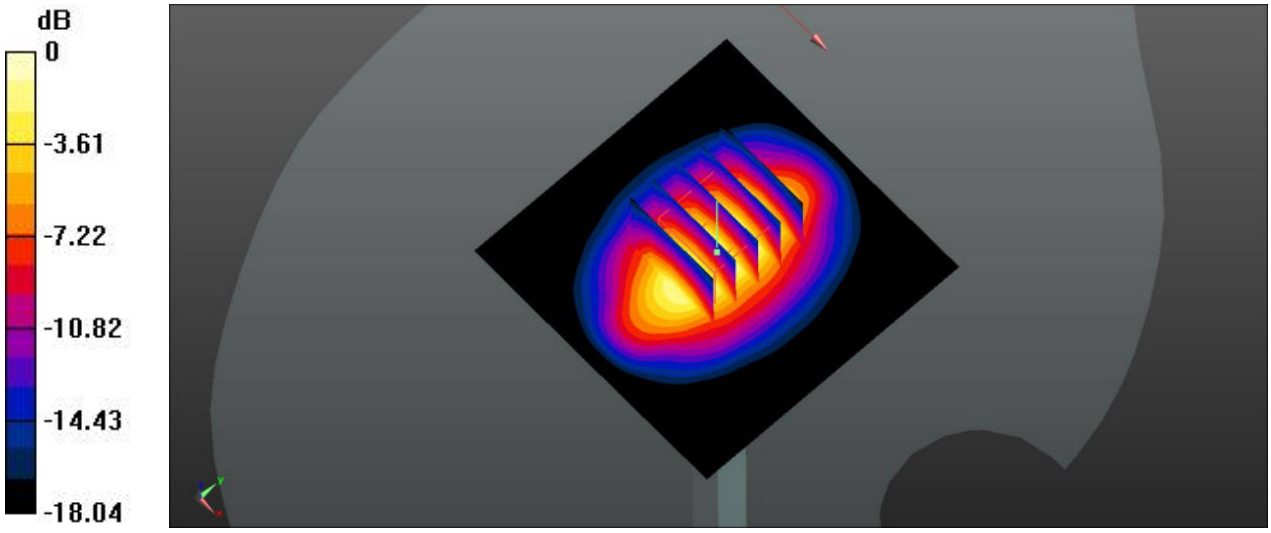

0 dB = 14.6 W/kg

Test Laboratory: Sporton International Inc. SAR/HAC Testing Lab Date: 2018/6/6

System Check_Body_2450MHz

DUT: D2450V2-SN:908

Communication System: UID 0, CW; Frequency: 2450 MHz;Duty Cycle: 1:1
Medium: MSL_2450 Medium parameters used: f = 2450 MHz; σ = 1.988 S/m; ε_r = 54.096; ρ = 1000 kg/m^3
Ambient Temperature：23.5 ℃; Liquid Temperature：22.5 ℃

DASY5 Configuration:
- Probe: EX3DV4 - SN3935; ConvF(7.99, 7.99, 7.99); Calibrated: 2017/12/14;
- Sensor-Surface: 1.4mm (Mechanical Surface Detection)
- Electronics: DAE4 Sn1358; Calibrated: 2018/4/19
- Phantom: SAM1; Type: QD000P40CD; Serial: TP:1753
- Measurement SW: DASY52, Version 52.8 (8); SEMCAD X Version 14.6.10 (7372)

Pin=250mW/Area Scan (81x81x1): Interpolated grid: dx=1.200 mm, dy=1.200 mm
Maximum value of SAR (interpolated) = 19.0 W/kg

Pin=250mW/Zoom Scan (7x7x7)/Cube 0: Measurement grid: dx=5mm, dy=5mm, dz=5mm
Reference Value = 101.5 V/m; Power Drift = 0.11 dB
Peak SAR (extrapolated) = 23.5 W/kg
SAR(1 g) = 11.9 W/kg; SAR(10 g) = 5.52 W/kg
Maximum value of SAR (measured) = 19.5 W/kg

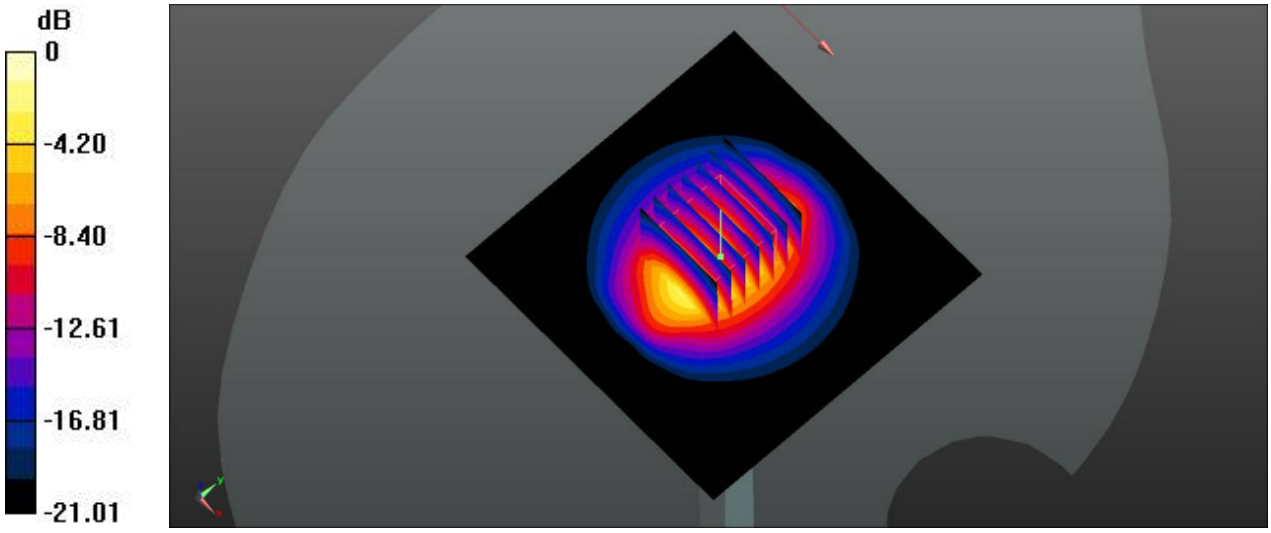

0 dB = 19.5 W/kg

Test Laboratory: Sporton International Inc. SAR/HAC Testing Lab Date: 2018/5/28

System Check_Body_2600MHz

DUT: D2600V2-SN:1112

Communication System: UID 0, CW; Frequency: 2600 MHz;Duty Cycle: 1:1
Medium: MSL_2600 Medium parameters used: f = 2600 MHz; σ = 2.171 S/m; ε_r = 51.943; ρ = 1000 kg/m^3
Ambient Temperature：23.5 ℃; Liquid Temperature：22.5 ℃

DASY5 Configuration:
- Probe: EX3DV4 - SN3935; ConvF(7.71, 7.71, 7.71); Calibrated: 2017/12/14;
- Sensor-Surface: 1.4mm (Mechanical Surface Detection)
- Electronics: DAE4 Sn1358; Calibrated: 2018/4/19
- Phantom: SAM1; Type: QD000P40CD; Serial: TP:1753
- Measurement SW: DASY52, Version 52.8 (8); SEMCAD X Version 14.6.10 (7372)

Pin=250mW/Area Scan (61x61x1): Interpolated grid: dx=1.200 mm, dy=1.200 mm
Maximum value of SAR (interpolated) = 22.0 W/kg

Pin=250mW/Zoom Scan (7x7x7)/Cube 0: Measurement grid: dx=5mm, dy=5mm, dz=5mm
Reference Value = 1.378 V/m; Power Drift = 0.07 dB
Peak SAR (extrapolated) = 27.0 W/kg
SAR(1 g) = 13.2 W/kg; SAR(10 g) = 5.94 W/kg
Maximum value of SAR (measured) = 22.1 W/kg

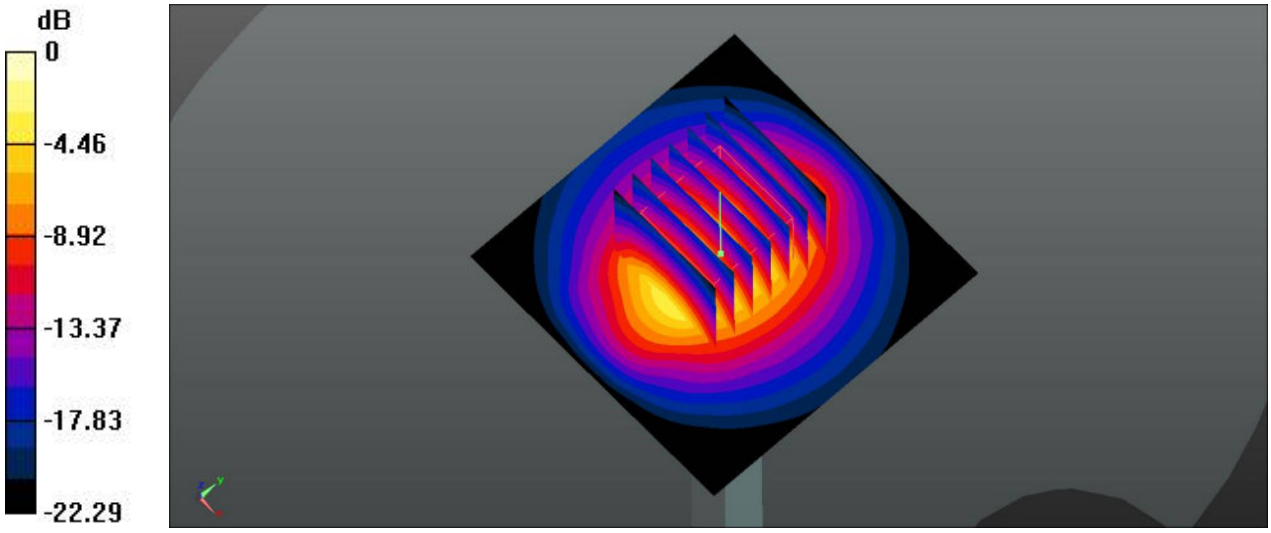

0 dB = 22.1 W/kg

Test Laboratory: Sporton International Inc. SAR/HAC Testing Lab Date: 2018/6/3

System Check_Body_5200MHz

DUT: D5GHzV2-SN:1128

Communication System: UID 0, CW (0); Frequency: 5200 MHz;Duty Cycle: 1:1
Medium: MSL_5G Medium parameters used: f = 5200 MHz; σ = 5.251 S/m; ε_r = 49.528; ρ = 1000 kg/m^3
Ambient Temperature：23.1 ℃; Liquid Temperature：22.7 ℃

DASY5 Configuration:
- Probe: EX3DV4 - SN3935; ConvF(5.41, 5.41, 5.41); Calibrated: 2017/12/14;
- Sensor-Surface: 1.4mm (Mechanical Surface Detection)
- Electronics: DAE4 Sn1358; Calibrated: 2018/4/19
- Phantom: SAM2; Type: QD000P40CD; Serial: TP:1754
- Measurement SW: DASY52, Version 52.8 (8); SEMCAD X Version 14.6.10 (7372)

Pin=100mw/Area Scan (71x71x1): Interpolated grid: dx=1.000 mm, dy=1.000 mm
Maximum value of SAR (interpolated) = 16.0 W/kg

Pin=100mw/Zoom Scan (8x8x7)/Cube 0: Measurement grid: dx=4mm, dy=4mm, dz=1.4mm
Reference Value = 58.52 V/m; Power Drift = 0.02 dB
Peak SAR (extrapolated) = 28.8 W/kg
SAR(1 g) = 6.79 W/kg; SAR(10 g) = 1.91 W/kg
Maximum value of SAR (measured) = 16.7 W/kg

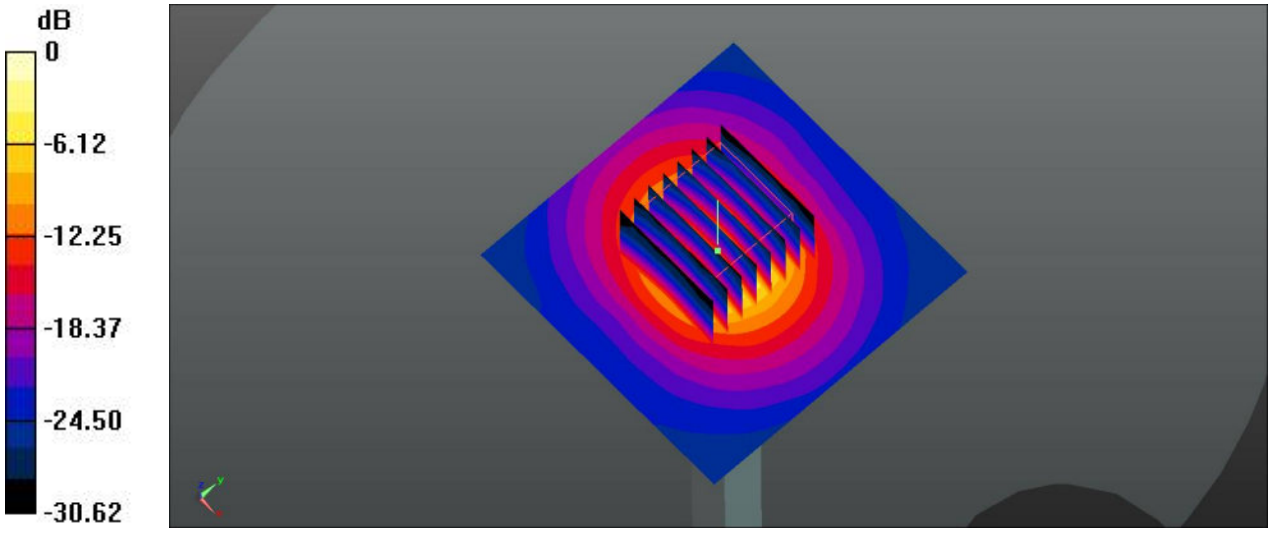

0 dB = 16.7 W/kg

Test Laboratory: Sporton International Inc. SAR/HAC Testing Lab Date: 2018/6/3

System Check_Body_5300MHz

DUT: D5GHzV2-SN:1128

Communication System: UID 0, CW (0); Frequency: 5300 MHz;Duty Cycle: 1:1
Medium: MSL_5G Medium parameters used: f = 5300 MHz; σ = 5.377 S/m; ε_r = 49.382; ρ = 1000 kg/m^3
Ambient Temperature：23.1 ℃; Liquid Temperature：22.7 ℃

DASY5 Configuration:
- Probe: EX3DV4 - SN3935; ConvF(5.2, 5.2, 5.2); Calibrated: 2017/12/14;
- Sensor-Surface: 1.4mm (Mechanical Surface Detection)
- Electronics: DAE4 Sn1358; Calibrated: 2018/4/19
- Phantom: SAM2; Type: QD000P40CD; Serial: TP:1754
- Measurement SW: DASY52, Version 52.8 (8); SEMCAD X Version 14.6.10 (7372)

Pin=100mw/Area Scan (71x71x1): Interpolated grid: dx=1.000 mm, dy=1.000 mm
Maximum value of SAR (interpolated) = 17.3 W/kg

Pin=100mw/Zoom Scan (8x8x7)/Cube 0: Measurement grid: dx=4mm, dy=4mm, dz=1.4mm
Reference Value = 59.34 V/m; Power Drift = 0.12 dB
Peak SAR (extrapolated) = 31.6 W/kg
SAR(1 g) = 7.06 W/kg; SAR(10 g) = 1.97 W/kg
Maximum value of SAR (measured) = 17.5 W/kg



0 dB = 17.5 W/kg

Test Laboratory: Sporton International Inc. SAR/HAC Testing Lab Date: 2018/6/3

System Check_Body_5500MHz

DUT: D5GHzV2-SN:1128

Communication System: UID 0, CW (0); Frequency: 5500 MHz;Duty Cycle: 1:1
Medium: MSL_5G Medium parameters used: f = 5500 MHz; σ = 5.63 S/m; ε_r = 49.098; ρ = 1000 kg/m^3
Ambient Temperature：23.1 ℃; Liquid Temperature：22.7 ℃

DASY5 Configuration:
- Probe: EX3DV4 - SN3935; ConvF(4.62, 4.62, 4.62); Calibrated: 2017/12/14;
- Sensor-Surface: 1.4mm (Mechanical Surface Detection)
- Electronics: DAE4 Sn1358; Calibrated: 2018/4/19
- Phantom: SAM2; Type: QD000P40CD; Serial: TP:1754
- Measurement SW: DASY52, Version 52.8 (8); SEMCAD X Version 14.6.10 (7372)

Pin=100mw/Area Scan (71x71x1): Interpolated grid: dx=1.000 mm, dy=1.000 mm
Maximum value of SAR (interpolated) = 18.7 W/kg

Pin=100mw/Zoom Scan (8x8x7)/Cube 0: Measurement grid: dx=4mm, dy=4mm, dz=1.4mm
Reference Value = 40.10 V/m; Power Drift = 0.07 dB
Peak SAR (extrapolated) = 32.4 W/kg
SAR(1 g) = 7.7 W/kg; SAR(10 g) = 2.16 W/kg
Maximum value of SAR (measured) = 19.0 W/kg

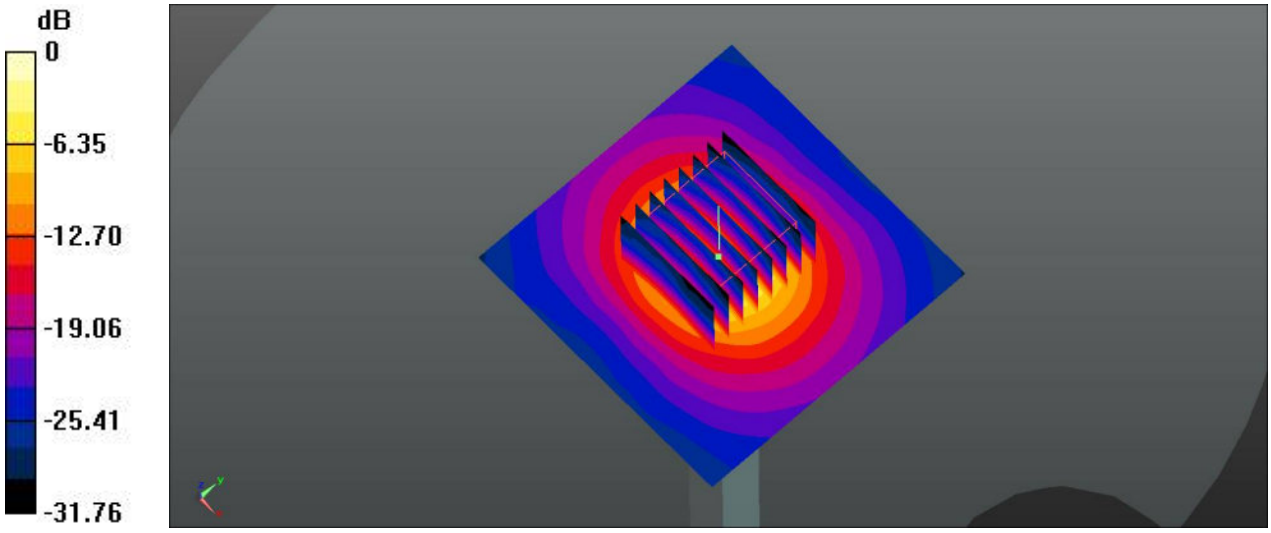

0 dB = 19.0 W/kg

Test Laboratory: Sporton International Inc. SAR/HAC Testing Lab Date: 2018/6/3

System Check_Body_5600MHz

DUT: D5GHzV2-SN:1128

Communication System: UID 0, CW (0); Frequency: 5600 MHz;Duty Cycle: 1:1
Medium: MSL_5G Medium parameters used: f = 5600 MHz; σ = 5.767 S/m; ε_r = 48.953; ρ = 1000 kg/m^3
Ambient Temperature：23.1 ℃; Liquid Temperature：22.7 ℃

DASY5 Configuration:
- Probe: EX3DV4 - SN3935; ConvF(4.51, 4.51, 4.51); Calibrated: 2017/12/14;
- Sensor-Surface: 1.4mm (Mechanical Surface Detection)
- Electronics: DAE4 Sn1358; Calibrated: 2018/4/19
- Phantom: SAM2; Type: QD000P40CD; Serial: TP:1754
- Measurement SW: DASY52, Version 52.8 (8); SEMCAD X Version 14.6.10 (7372)

Pin=100mw/Area Scan (71x71x1): Interpolated grid: dx=1.000 mm, dy=1.000 mm
Maximum value of SAR (interpolated) = 18.6 W/kg

Pin=100mw/Zoom Scan (8x8x7)/Cube 0: Measurement grid: dx=4mm, dy=4mm, dz=1.4mm
Reference Value = 60.59 V/m; Power Drift = 0.06 dB
Peak SAR (extrapolated) = 34.4 W/kg
SAR(1 g) = 7.44 W/kg; SAR(10 g) = 2.07 W/kg
Maximum value of SAR (measured) = 18.6 W/kg



0 dB = 18.6 W/kg

Test Laboratory: Sporton International Inc. SAR/HAC Testing Lab Date: 2018/6/3

System Check_Body_5800MHz

DUT: D5GHzV2-SN:1128

Communication System: UID 0, CW (0); Frequency: 5800 MHz;Duty Cycle: 1:1
Medium: MSL_5G Medium parameters used: f = 5800 MHz; σ = 6.038 S/m; ε_r = 48.684; ρ = 1000 kg/m^3
Ambient Temperature：23.1 ℃; Liquid Temperature：22.7 ℃

DASY5 Configuration:
- Probe: EX3DV4 - SN3935; ConvF(4.64, 4.64, 4.64); Calibrated: 2017/12/14;
- Sensor-Surface: 1.4mm (Mechanical Surface Detection)
- Electronics: DAE4 Sn1358; Calibrated: 2018/4/19
- Phantom: SAM2; Type: QD000P40CD; Serial: TP:1754
- Measurement SW: DASY52, Version 52.8 (8); SEMCAD X Version 14.6.10 (7372)

Pin=100mw/Area Scan (71x71x1): Interpolated grid: dx=1.000 mm, dy=1.000 mm
Maximum value of SAR (interpolated) = 18.8 W/kg

Pin=100mw/Zoom Scan (8x8x7)/Cube 0: Measurement grid: dx=4mm, dy=4mm, dz=1.4mm
Reference Value = 58.60 V/m; Power Drift = 0.05 dB
Peak SAR (extrapolated) = 34.7 W/kg
SAR(1 g) = 7.17 W/kg; SAR(10 g) = 1.99 W/kg
Maximum value of SAR (measured) = 18.4 W/kg

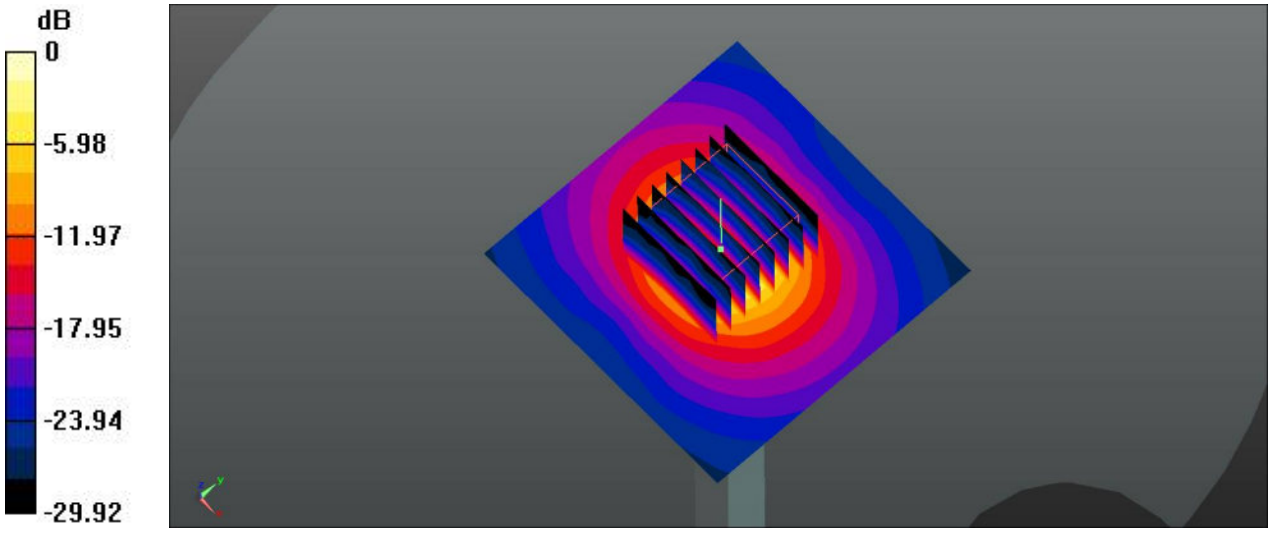

0 dB = 18.4 W/kg

Appendix B. Plots of SAR Measurement

The plots are shown as follows.

Test Laboratory: Sporton International Inc. SAR/HAC Testing Lab Date: 2018/5/26

01_GSM850_GPRS (4 Tx slots)_Right Cheek_0mm_251

Communication System: UID 0, GSM850 (0); Frequency: 848.8 MHz;Duty Cycle: 1:2.08
Medium: HSL_835 Medium parameters used: f = 848.8 MHz; σ = 0.927 S/m; ε_r = 41.429; ρ = 1000kg/m^3
Ambient Temperature：23.1 ℃; Liquid Temperature：22.6 ℃

DASY5 Configuration:
- Probe: EX3DV4 - SN3935; ConvF(10.36, 10.36, 10.36); Calibrated: 2017/12/14;
- Sensor-Surface: 1.4mm (Mechanical Surface Detection)
- Electronics: DAE4 Sn1358; Calibrated: 2018/4/19
- Phantom: SAM2; Type: QD000P40CD; Serial: TP:1754
- Measurement SW: DASY52, Version 52.8 (8); SEMCAD X Version 14.6.10 (7372)

Ch251/Area Scan (61x121x1): Interpolated grid: dx=1.500 mm, dy=1.500 mm
Maximum value of SAR (interpolated) = 0.489 W/kg

Ch251/Zoom Scan (5x5x7)/Cube 0: Measurement grid: dx=8mm, dy=8mm, dz=5mm
Reference Value = 7.017 V/m; Power Drift = -0.10 dB
Peak SAR (extrapolated) = 0.543 W/kg
SAR(1 g) = 0.382 W/kg; SAR(10 g) = 0.293 W/kg
Maximum value of SAR (measured) = 0.492 W/kg



0 dB = 0.492 W/kg

Test Laboratory: Sporton International Inc. SAR/HAC Testing Lab Date: 2018/5/27

02_GSM1900_GPRS (3 Tx slots)_Right Cheek_0mm_810

Communication System: UID 0, PCS (0); Frequency: 1909.8 MHz;Duty Cycle: 1:2.77
Medium: HSL_1900 Medium parameters used: f = 1909.8 MHz; σ = 1.475 S/m; ε_r = 39.101; ρ = 1000kg/m^3
Ambient Temperature：23.2 ℃; Liquid Temperature：22.3 ℃

DASY5 Configuration:
- Probe: EX3DV4 - SN3935; ConvF(8.41, 8.41, 8.41); Calibrated: 2017/12/14;
- Sensor-Surface: 1.4mm (Mechanical Surface Detection)
- Electronics: DAE4 Sn1358; Calibrated: 2018/4/19
- Phantom: SAM1; Type: QD000P40CD; Serial: TP:1753
- Measurement SW: DASY52, Version 52.8 (8); SEMCAD X Version 14.6.10 (7372)

Ch810/Area Scan (61x121x1): Interpolated grid: dx=1.500 mm, dy=1.500 mm
Maximum value of SAR (interpolated) = 0.248 W/kg

Ch810/Zoom Scan (5x5x7)/Cube 0: Measurement grid: dx=8mm, dy=8mm, dz=5mm
Reference Value = 5.317 V/m; Power Drift = 0.04 dB
Peak SAR (extrapolated) = 0.259 W/kg
SAR(1 g) = 0.170 W/kg; SAR(10 g) = 0.109 W/kg
Maximum value of SAR (measured) = 0.225 W/kg

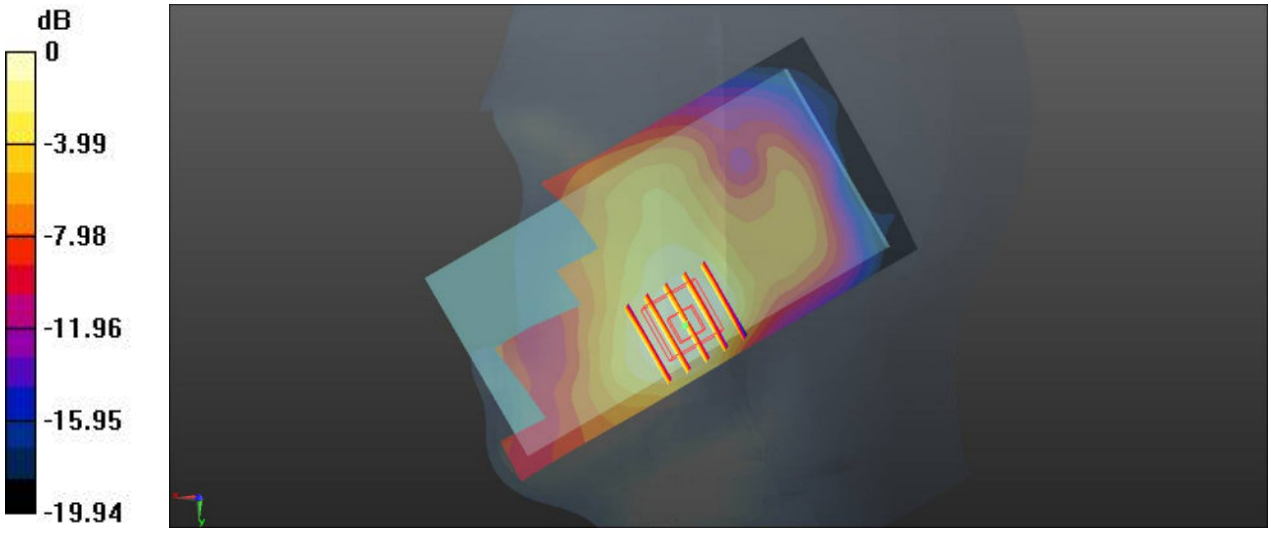

0 dB = 0.225 W/kg

Test Laboratory: Sporton International Inc. SAR/HAC Testing Lab Date: 2018/5/26

03_WCDMA V_RMC 12.2Kbps_Right Cheek_0mm_Ch4132

Communication System: UID 0, WCDMA (0); Frequency: 826.4 MHz;Duty Cycle: 1:1
Medium: HSL_835 Medium parameters used: f = 826.4 MHz; σ = 0.905 S/m; ε_r = 41.707; ρ = 1000 kg/m^3
Ambient Temperature：23.1 ℃; Liquid Temperature：22.6 ℃

DASY5 Configuration:
- Probe: EX3DV4 - SN3935; ConvF(10.36, 10.36, 10.36); Calibrated: 2017/12/14;
- Sensor-Surface: 1.4mm (Mechanical Surface Detection)
- Electronics: DAE4 Sn1358; Calibrated: 2018/4/19
- Phantom: SAM2; Type: QD000P40CD; Serial: TP:1754
- Measurement SW: DASY52, Version 52.8 (8); SEMCAD X Version 14.6.10 (7372)

Ch4132/Area Scan (61x121x1): Interpolated grid: dx=1.500 mm, dy=1.500 mm
Maximum value of SAR (interpolated) = 0.305 W/kg

Ch4132/Zoom Scan (6x6x7)/Cube 0: Measurement grid: dx=8mm, dy=8mm, dz=5mm
Reference Value = 5.958 V/m; Power Drift = -0.01 dB
Peak SAR (extrapolated) = 0.334 W/kg
SAR(1 g) = 0.249 W/kg; SAR(10 g) = 0.193 W/kg
Maximum value of SAR (measured) = 0.303 W/kg

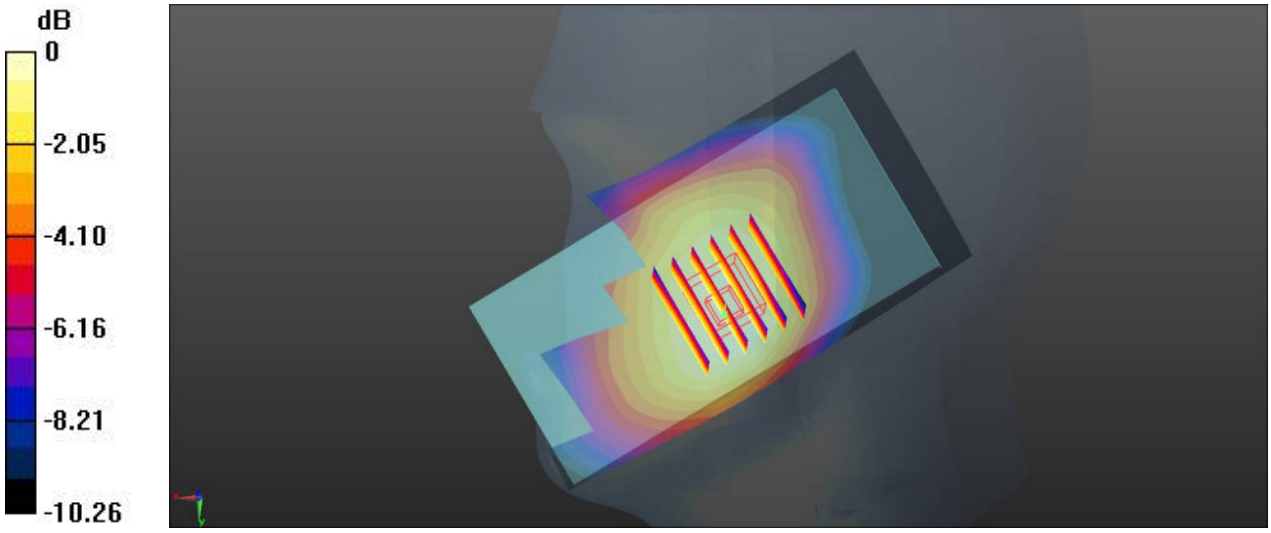

0 dB = 0.303 W/kg

Test Laboratory: Sporton International Inc. SAR/HAC Testing Lab Date: 2018/5/27

04_WCDMA II_RMC 12.2Kbps_Right Cheek_0mm_Ch9538

Communication System: UID 0, WCDMA (0); Frequency: 1907.6 MHz;Duty Cycle: 1:1
Medium: HSL_1900 Medium parameters used: f = 1907.6 MHz; σ = 1.473 S/m; ε_r = 39.109; ρ = 1000kg/m^3
Ambient Temperature：23.2 ℃; Liquid Temperature：22.3 ℃

DASY5 Configuration:
- Probe: EX3DV4 - SN3935; ConvF(8.41, 8.41, 8.41); Calibrated: 2017/12/14;
- Sensor-Surface: 1.4mm (Mechanical Surface Detection)
- Electronics: DAE4 Sn1358; Calibrated: 2018/4/19
- Phantom: SAM1; Type: QD000P40CD; Serial: TP:1753
- Measurement SW: DASY52, Version 52.8 (8); SEMCAD X Version 14.6.10 (7372)

Ch9538/Area Scan (61x121x1): Interpolated grid: dx=1.500 mm, dy=1.500 mm
Maximum value of SAR (interpolated) = 0.367 W/kg

Ch9538/Zoom Scan (5x5x7)/Cube 0: Measurement grid: dx=8mm, dy=8mm, dz=5mm
Reference Value = 5.733 V/m; Power Drift = -0.08 dB
Peak SAR (extrapolated) = 0.399 W/kg
SAR(1 g) = 0.260 W/kg; SAR(10 g) = 0.165 W/kg
Maximum value of SAR (measured) = 0.346 W/kg

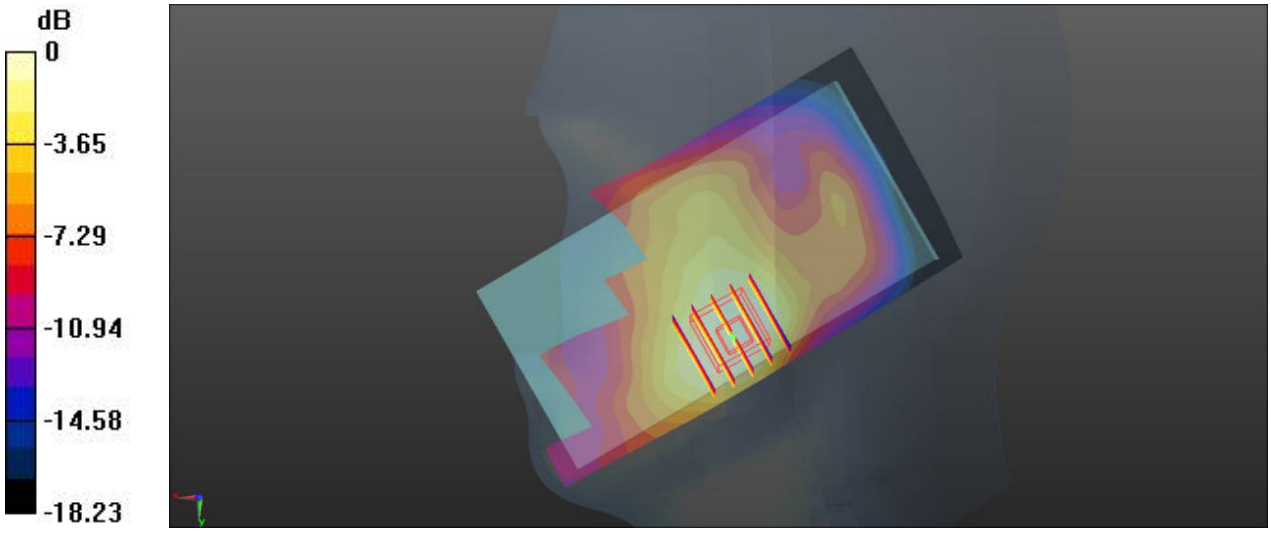

0 dB = 0.346 W/kg

Test Laboratory: Sporton International Inc. SAR/HAC Testing Lab Date: 2018/5/26

05_LTE Band 5_10M_QPSK_1RB_25offset_Left Cheek_0mm_Ch20525

Communication System: UID 0, LTE (0); Frequency: 836.5 MHz;Duty Cycle: 1:1
Medium: HSL_835 Medium parameters used: f = 836.5 MHz; σ = 0.915 S/m; ε_r = 41.581; ρ = 1000 kg/m^3
Ambient Temperature：23.1 ℃; Liquid Temperature：22.6 ℃

DASY5 Configuration:
- Probe: EX3DV4 - SN3935; ConvF(10.36, 10.36, 10.36); Calibrated: 2017/12/14;
- Sensor-Surface: 1.4mm (Mechanical Surface Detection)
- Electronics: DAE4 Sn1358; Calibrated: 2018/4/19
- Phantom: SAM2; Type: QD000P40CD; Serial: TP:1754
- Measurement SW: DASY52, Version 52.8 (8); SEMCAD X Version 14.6.10 (7372)

Ch20525/Area Scan (61x81x1): Interpolated grid: dx=1.500 mm, dy=1.500 mm
Maximum value of SAR (interpolated) = 0.283 W/kg

Ch20525/Zoom Scan (5x5x7)/Cube 0: Measurement grid: dx=8mm, dy=8mm, dz=5mm
Reference Value = 5.947 V/m; Power Drift = -0.01 dB
Peak SAR (extrapolated) = 0.318 W/kg
SAR(1 g) = 0.233 W/kg; SAR(10 g) = 0.178 W/kg
Maximum value of SAR (measured) = 0.286 W/kg



0 dB = 0.286 W/kg

Test Laboratory: Sporton International Inc. SAR/HAC Testing Lab Date: 2018/5/25

06_LTE Band 7_20M_QPSK_1RB_0offset_Right Cheek_0mm_Ch21350

Communication System: UID 0, LTE (0); Frequency: 2560 MHz;Duty Cycle: 1:1
Medium: HSL_2600 Medium parameters used: f = 2560 MHz; σ = 1.992 S/m; ε_r = 39.195; ρ = 1000 kg/m^3
Ambient Temperature：23.5 ℃; Liquid Temperature：22.5 ℃

DASY5 Configuration:
- Probe: EX3DV4 - SN3935; ConvF(7.67, 7.67, 7.67); Calibrated: 2017/12/14;
- Sensor-Surface: 1.4mm (Mechanical Surface Detection)
- Electronics: DAE4 Sn1358; Calibrated: 2018/4/19
- Phantom: SAM1; Type: QD000P40CD; Serial: TP:1753
- Measurement SW: DASY52, Version 52.8 (8); SEMCAD X Version 14.6.10 (7372)

Ch21350/Area Scan (81x151x1): Interpolated grid: dx=1.200 mm, dy=1.200 mm
Maximum value of SAR (interpolated) = 0.388 W/kg

Ch21350/Zoom Scan (7x8x7)/Cube 0: Measurement grid: dx=5mm, dy=5mm, dz=5mm
Reference Value = 2.682 V/m; Power Drift = -0.03 dB
Peak SAR (extrapolated) = 0.437 W/kg
SAR(1 g) = 0.238 W/kg; SAR(10 g) = 0.127 W/kg
Maximum value of SAR (measured) = 0.364 W/kg

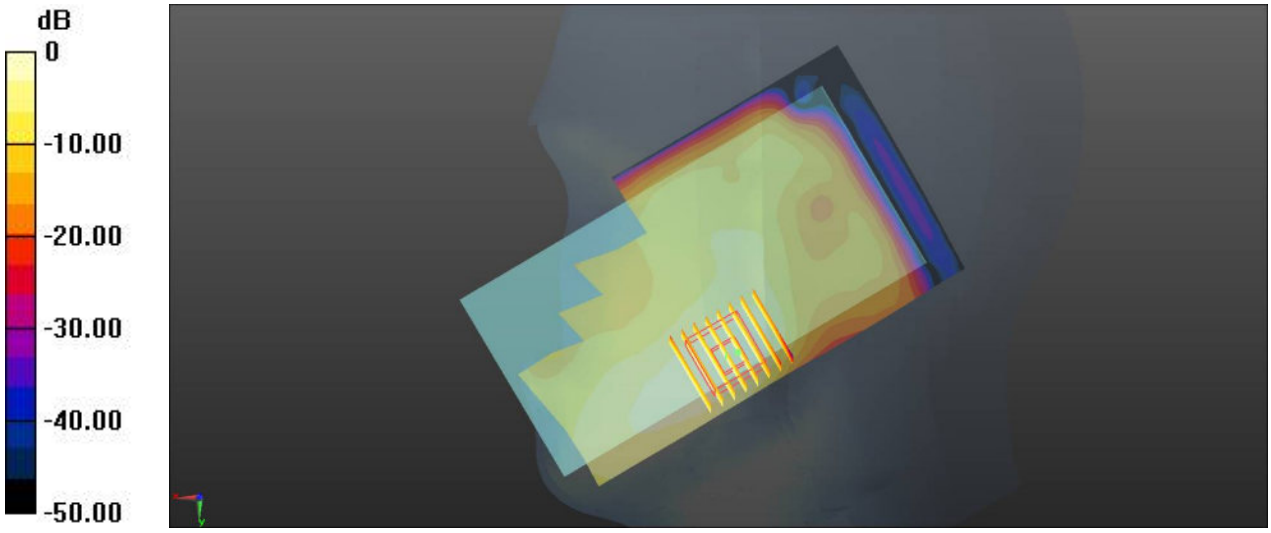

0 dB = 0.364 W/kg

07_LTE Band 41_20M_QPSK_1RB_0offset_Right Cheek_0mm_Ch40140

Communication System: UID 0, LTE (0); Frequency: 2545 MHz;Duty Cycle: 1:1.59
Medium: HSL_2600 Medium parameters used: f = 2545 MHz; σ = 1.973 S/m; ε_r = 39.26; ρ = 1000 kg/m^3
Ambient Temperature：23.5 ℃; Liquid Temperature：22.5 ℃

DASY5 Configuration:
- Probe: EX3DV4 - SN3935; ConvF(7.67, 7.67, 7.67); Calibrated: 2017/12/14;
- Sensor-Surface: 1.4mm (Mechanical Surface Detection)
- Electronics: DAE4 Sn1358; Calibrated: 2018/4/19
- Phantom: SAM1; Type: QD000P40CD; Serial: TP:1753
- Measurement SW: DASY52, Version 52.8 (8); SEMCAD X Version 14.6.10 (7372)

Ch40140/Area Scan (81x151x1): Interpolated grid: dx=1.200 mm, dy=1.200 mm
Maximum value of SAR (interpolated) = 0.225 W/kg

Ch40140/Zoom Scan (7x8x7)/Cube 0: Measurement grid: dx=5mm, dy=5mm, dz=5mm
Reference Value = 1.526 V/m; Power Drift = 0.05 dB
Peak SAR (extrapolated) = 0.255 W/kg
SAR(1 g) = 0.140 W/kg; SAR(10 g) = 0.075 W/kg
Maximum value of SAR (measured) = 0.214 W/kg



0 dB = 0.214 W/kg

Test Laboratory: Sporton International Inc. SAR/HAC Testing Lab Date: 2018/6/6

08 WLAN2.4GHz_802.11b 1Mbps_Left Cheek_0mm_Ch6_Ant 1

Communication System: UID 0, 802.11b (0); Frequency: 2437 MHz;Duty Cycle: 1:1.01
Medium: HSL_2450 Medium parameters used: f = 2437 MHz; σ = 1.845 S/m; ε_r = 39.712; ρ = 1000 kg/m^3
Ambient Temperature：23.1 ℃; Liquid Temperature：22.2 ℃

DASY5 Configuration:
- Probe: EX3DV4 - SN3935; ConvF(7.87, 7.87, 7.87); Calibrated: 2017/12/14;
- Sensor-Surface: 1.4mm (Mechanical Surface Detection)
- Electronics: DAE4 Sn1358; Calibrated: 2018/4/19
- Phantom: SAM1; Type: QD000P40CD; Serial: TP:1753
- Measurement SW: DASY52, Version 52.8 (8); SEMCAD X Version 14.6.10 (7372)

Ch6/Area Scan (81x71x1): Interpolated grid: dx=1.200 mm, dy=1.200 mm
Maximum value of SAR (interpolated) = 0.908 W/kg

Ch6/Zoom Scan (8x7x7)/Cube 0: Measurement grid: dx=5mm, dy=5mm, dz=5mm
Reference Value = 12.24 V/m; Power Drift = -0.09 dB
Peak SAR (extrapolated) = 1.09 W/kg
SAR(1 g) = 0.563 W/kg; SAR(10 g) = 0.280 W/kg
Maximum value of SAR (measured) = 0.864 W/kg

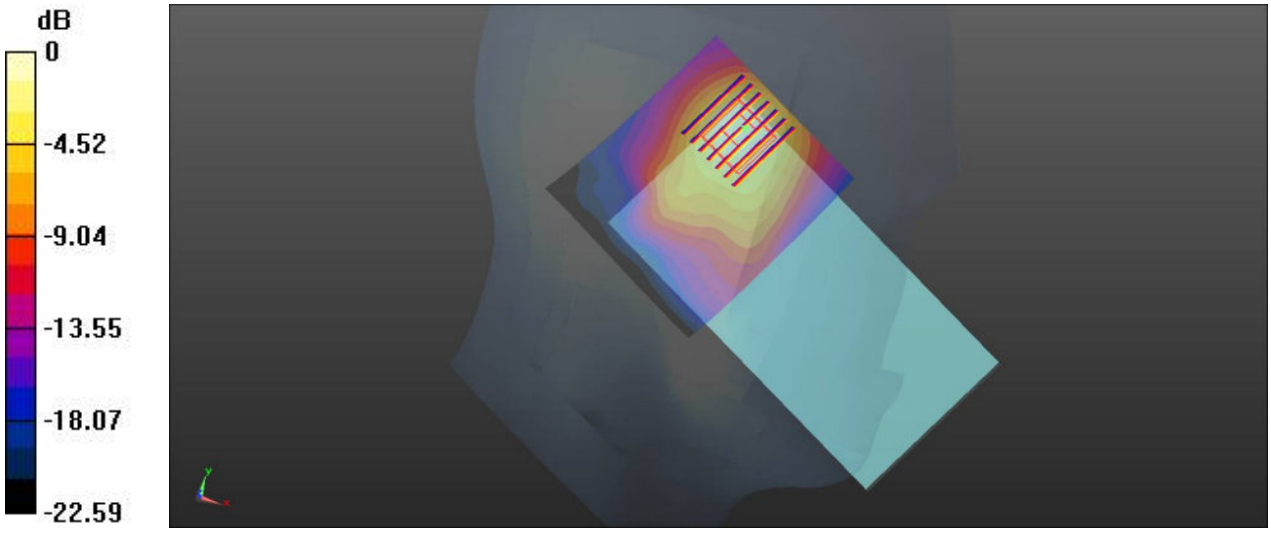

0 dB = 0.864 W/kg

09 WLAN2.4GHz_802.11b 1Mbps_Right Cheek_0mm_Ch6_Ant 2

Communication System: UID 0, 802.11b (0); Frequency: 2437 MHz;Duty Cycle: 1:1.01
Medium: HSL_2450 Medium parameters used: f = 2437 MHz; σ = 1.845 S/m; ε_r = 39.712; ρ = 1000 kg/m^3
Ambient Temperature：23.1 ℃; Liquid Temperature：22.2 ℃

DASY5 Configuration:
- Probe: EX3DV4 - SN3935; ConvF(7.87, 7.87, 7.87); Calibrated: 2017/12/14;
- Sensor-Surface: 1.4mm (Mechanical Surface Detection)
- Electronics: DAE4 Sn1358; Calibrated: 2018/4/19
- Phantom: SAM1; Type: QD000P40CD; Serial: TP:1753
- Measurement SW: DASY52, Version 52.8 (8); SEMCAD X Version 14.6.10 (7372)

Ch6/Area Scan (81x71x1): Interpolated grid: dx=1.200 mm, dy=1.200 mm
Maximum value of SAR (interpolated) = 0.666 W/kg

Ch6/Zoom Scan (7x7x7)/Cube 0: Measurement grid: dx=5mm, dy=5mm, dz=5mm
Reference Value = 0.9090 V/m; Power Drift = 0.13 dB
Peak SAR (extrapolated) = 0.828 W/kg
SAR(1 g) = 0.388 W/kg; SAR(10 g) = 0.188 W/kg
Maximum value of SAR (measured) = 0.660 W/kg



0 dB = 0.660 W/kg

10 WLAN2.4GHz_802.11g 6Mbps_Right Cheek_0mm_Ch6_Ant 1+2

Communication System: UID 0, 802.11g (0); Frequency: 2437 MHz;Duty Cycle: 1:1.029
Medium: HSL_2450 Medium parameters used: f = 2437 MHz; σ = 1.845 S/m; ε_r = 39.712; ρ = 1000 kg/m^3
Ambient Temperature：23.1 ℃; Liquid Temperature：22.2 ℃

DASY5 Configuration:
- Probe: EX3DV4 - SN3935; ConvF(7.87, 7.87, 7.87); Calibrated: 2017/12/14;
- Sensor-Surface: 1.4mm (Mechanical Surface Detection)
- Electronics: DAE4 Sn1358; Calibrated: 2018/4/19
- Phantom: SAM1; Type: QD000P40CD; Serial: TP:1753
- Measurement SW: DASY52, Version 52.8 (8); SEMCAD X Version 14.6.10 (7372)

Ch6/Area Scan (81x71x1): Interpolated grid: dx=1.200 mm, dy=1.200 mm
Maximum value of SAR (interpolated) = 0.965 W/kg

Ch6/Zoom Scan (9x8x7)/Cube 0: Measurement grid: dx=5mm, dy=5mm, dz=5mm
Reference Value = 17.91 V/m; Power Drift = 0.04 dB
Peak SAR (extrapolated) = 1.17 W/kg
SAR(1 g) = 0.579 W/kg; SAR(10 g) = 0.313 W/kg
Maximum value of SAR (measured) = 0.914 W/kg



0 dB = 0.914 W/kg

Test Laboratory: Sporton International Inc. SAR/HAC Testing Lab Date: 2018/6/6

11_Bluetooth_1Mbps_Left Cheek_0mm_Ch39

Communication System: UID 0, Bluetooth (0); Frequency: 2441 MHz;Duty Cycle: 1:1.297
Medium: HSL_2450 Medium parameters used: f = 2441 MHz; σ = 1.85 S/m; ε_r = 39.694; ρ = 1000 kg/m^3
Ambient Temperature：23.1 ℃; Liquid Temperature：22.2 ℃

DASY5 Configuration:
- Probe: EX3DV4 - SN3935; ConvF(7.87, 7.87, 7.87); Calibrated: 2017/12/14;
- Sensor-Surface: 1.4mm (Mechanical Surface Detection)
- Electronics: DAE4 Sn1358; Calibrated: 2018/4/19
- Phantom: SAM1; Type: QD000P40CD; Serial: TP:1753
- Measurement SW: DASY52, Version 52.8 (8); SEMCAD X Version 14.6.10 (7372)

Ch39/Area Scan (71x71x1): Interpolated grid: dx=1.200 mm, dy=1.200 mm
Maximum value of SAR (interpolated) = 0.0503 W/kg

Ch39/Zoom Scan (7x7x7)/Cube 0: Measurement grid: dx=5mm, dy=5mm, dz=5mm
Reference Value = 2.878 V/m; Power Drift = -0.04 dB
Peak SAR (extrapolated) = 0.0620 W/kg
SAR(1 g) = 0.030 W/kg; SAR(10 g) = 0.015 W/kg
Maximum value of SAR (measured) = 0.0478 W/kg

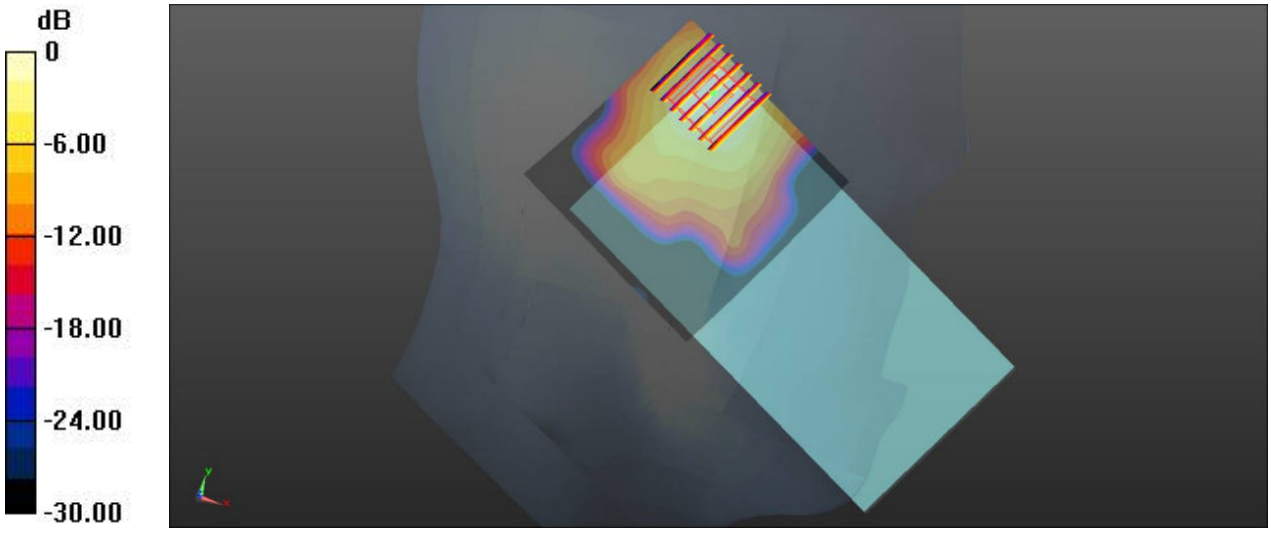

0 dB = 0.0478 W/kg

Test Laboratory: Sporton International Inc. SAR/HAC Testing Lab Date: 2018/6/7

12 WLAN5GHz_802.11a 6Mbps_Left Tilted_0mm_Ch64_Ant 1

Communication System: UID 0, 802.11a (0); Frequency: 5320 MHz;Duty Cycle: 1:1.019
Medium: HSL_5G Medium parameters used: f = 5320 MHz; σ = 4.783 S/m; ε_r = 36.528; ρ = 1000 kg/m^3
Ambient Temperature：23.4 ℃; Liquid Temperature：22.3 ℃

DASY5 Configuration:
- Probe: EX3DV4 - SN3935; ConvF(5.63, 5.63, 5.63); Calibrated: 2017/12/14;
- Sensor-Surface: 1.4mm (Mechanical Surface Detection)
- Electronics: DAE4 Sn1358; Calibrated: 2018/4/19
- Phantom: SAM2; Type: QD000P40CD; Serial: TP:1754
- Measurement SW: DASY52, Version 52.8 (8); SEMCAD X Version 14.6.10 (7372)

Ch64/Area Scan (91x81x1): Interpolated grid: dx=1.000 mm, dy=1.000 mm
Maximum value of SAR (interpolated) = 0.560 W/kg

Ch64/Zoom Scan (8x8x7)/Cube 0: Measurement grid: dx=4mm, dy=4mm, dz=1.4mm
Reference Value = 10.41 V/m; Power Drift = 0.04 dB
Peak SAR (extrapolated) = 0.993 W/kg
SAR(1 g) = 0.237 W/kg; SAR(10 g) = 0.076 W/kg
Maximum value of SAR (measured) = 0.556 W/kg

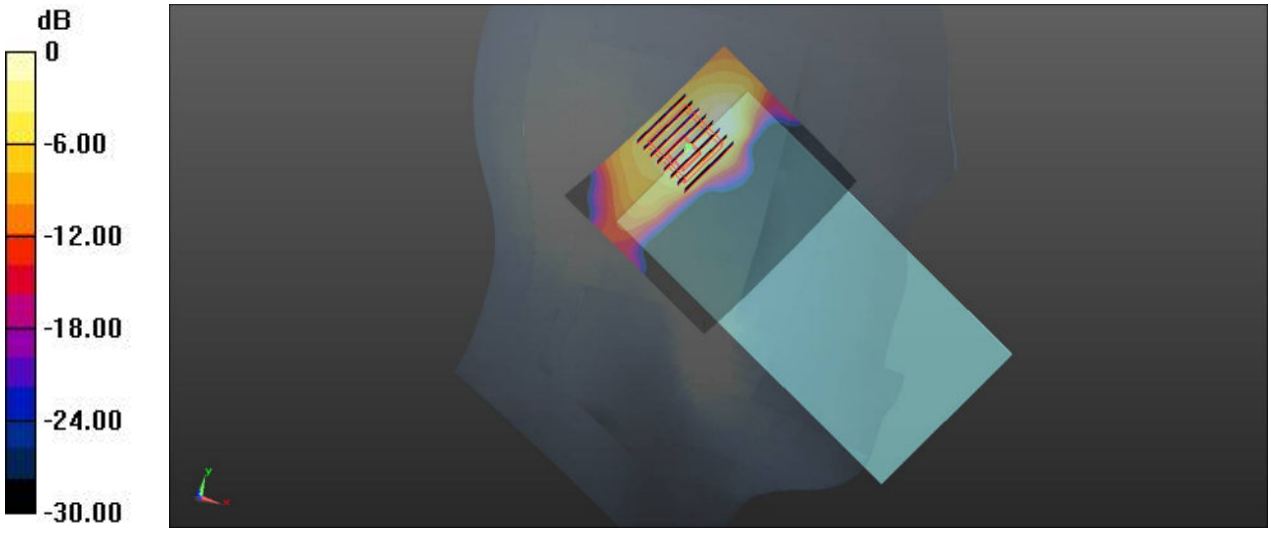

0 dB = 0.556 W/kg

13 WLAN5GHz_802.11a 6Mbps_Right Cheek_0mm_Ch52_Ant 2

Communication System: UID 0, 802.11a (0); Frequency: 5260 MHz;Duty Cycle: 1:1.019
Medium: HSL_5G Medium parameters used: f = 5260 MHz; σ = 4.725 S/m; ε_r = 36.609; ρ = 1000 kg/m^3
Ambient Temperature：23.4 ℃; Liquid Temperature：22.3 ℃

DASY5 Configuration:
- Probe: EX3DV4 - SN3935; ConvF(5.63, 5.63, 5.63); Calibrated: 2017/12/14;
- Sensor-Surface: 1.4mm (Mechanical Surface Detection)
- Electronics: DAE4 Sn1358; Calibrated: 2018/4/19
- Phantom: SAM2; Type: QD000P40CD; Serial: TP:1754
- Measurement SW: DASY52, Version 52.8 (8); SEMCAD X Version 14.6.10 (7372)

Ch52/Area Scan (91x81x1): Interpolated grid: dx=1.000 mm, dy=1.000 mm
Maximum value of SAR (interpolated) = 0.743 W/kg

Ch52/Zoom Scan (8x8x7)/Cube 0: Measurement grid: dx=4mm, dy=4mm, dz=1.4mm
Reference Value = 4.674 V/m; Power Drift = 0.02 dB
Peak SAR (extrapolated) = 1.34 W/kg
SAR(1 g) = 0.295 W/kg; SAR(10 g) = 0.101 W/kg
Maximum value of SAR (measured) = 0.773 W/kg



0 dB = 0.773 W/kg

14 WLAN5GHz_802.11a 6Mbps_Right Tilted_0mm_Ch60_Ant 1+2

Communication System: UID 0, 802.11a (0); Frequency: 5300 MHz;Duty Cycle: 1:1.019
Medium: HSL_5G Medium parameters used: f = 5300 MHz; σ = 4.761 S/m; ε_r = 36.549; ρ = 1000 kg/m^3
Ambient Temperature：23.4 ℃; Liquid Temperature：22.3 ℃

DASY5 Configuration:
- Probe: EX3DV4 - SN3935; ConvF(5.63, 5.63, 5.63); Calibrated: 2017/12/14;
- Sensor-Surface: 1.4mm (Mechanical Surface Detection)
- Electronics: DAE4 Sn1358; Calibrated: 2018/4/19
- Phantom: SAM2; Type: QD000P40CD; Serial: TP:1754
- Measurement SW: DASY52, Version 52.8 (8); SEMCAD X Version 14.6.10 (7372)

Ch60/Area Scan (91x61x1): Interpolated grid: dx=1.000 mm, dy=1.000 mm
Maximum value of SAR (interpolated) = 0.953 W/kg

Ch60/Zoom Scan (8x8x7)/Cube 0: Measurement grid: dx=4mm, dy=4mm, dz=1.4mm
Reference Value = 12.60 V/m; Power Drift = -0.05 dB
Peak SAR (extrapolated) = 2.10 W/kg
SAR(1 g) = 0.451 W/kg; SAR(10 g) = 0.157 W/kg
Maximum value of SAR (measured) = 1.30 W/kg



0 dB = 1.30 W/kg

Test Laboratory: Sporton International Inc. SAR/HAC Testing Lab Date: 2018/6/7

15 WLAN5GHz_802.11a 6Mbps_Left Tilted_0mm_Ch140_Ant 1

Communication System: UID 0, 802.11a (0); Frequency: 5700 MHz;Duty Cycle: 1:1.019
Medium: HSL_5G Medium parameters used: f = 5700 MHz; σ = 5.18 S/m; ε_r = 35.969; ρ = 1000 kg/m^3
Ambient Temperature：23.4 ℃; Liquid Temperature：22.3 ℃

DASY5 Configuration:
- Probe: EX3DV4 - SN3935; ConvF(5.08, 5.08, 5.08); Calibrated: 2017/12/14;
- Sensor-Surface: 1.4mm (Mechanical Surface Detection)
- Electronics: DAE4 Sn1358; Calibrated: 2018/4/19
- Phantom: SAM2; Type: QD000P40CD; Serial: TP:1754
- Measurement SW: DASY52, Version 52.8 (8); SEMCAD X Version 14.6.10 (7372)

Ch140/Area Scan (91x61x1): Interpolated grid: dx=1.000 mm, dy=1.000 mm
Maximum value of SAR (interpolated) = 0.671 W/kg

Ch140/Zoom Scan (8x8x7)/Cube 0: Measurement grid: dx=4mm, dy=4mm, dz=1.4mm
Reference Value = 8.163 V/m; Power Drift = 0.02 dB
Peak SAR (extrapolated) = 1.15 W/kg
SAR(1 g) = 0.254 W/kg; SAR(10 g) = 0.079 W/kg
Maximum value of SAR (measured) = 0.634 W/kg

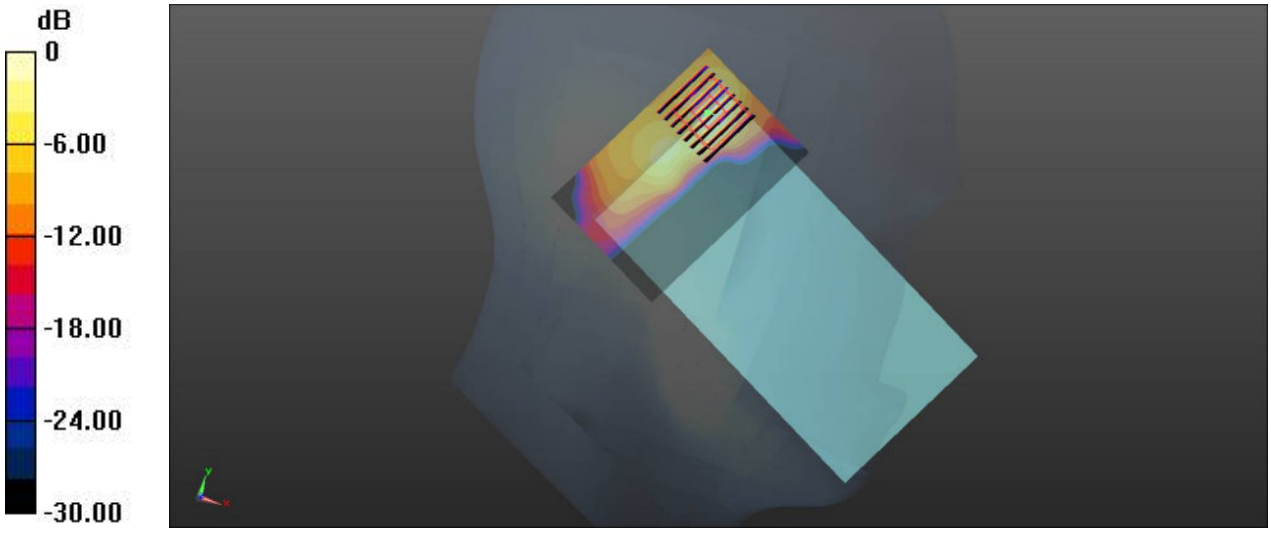

0 dB = 0.634 W/kg

16 WLAN5GHz_802.11a 6Mbps_Right Tilted_0mm_Ch100_Ant 2

Communication System: UID 0, 802.11a (0); Frequency: 5500 MHz;Duty Cycle: 1:1.019
Medium: HSL_5G Medium parameters used: f = 5500 MHz; σ = 4.963 S/m; ε_r = 36.263; ρ = 1000 kg/m^3
Ambient Temperature：23.4 ℃; Liquid Temperature：22.3 ℃

DASY5 Configuration:
- Probe: EX3DV4 - SN3935; ConvF(5.29, 5.29, 5.29); Calibrated: 2017/12/14;
- Sensor-Surface: 1.4mm (Mechanical Surface Detection)
- Electronics: DAE4 Sn1358; Calibrated: 2018/4/19
- Phantom: SAM2; Type: QD000P40CD; Serial: TP:1754
- Measurement SW: DASY52, Version 52.8 (8); SEMCAD X Version 14.6.10 (7372)

Ch100/Area Scan (91x61x1): Interpolated grid: dx=1.000 mm, dy=1.000 mm
Maximum value of SAR (interpolated) = 1.16 W/kg

Ch100/Zoom Scan (8x8x7)/Cube 0: Measurement grid: dx=4mm, dy=4mm, dz=1.4mm
Reference Value = 5.100 V/m; Power Drift = 0.14 dB
Peak SAR (extrapolated) = 2.17 W/kg
SAR(1 g) = 0.444 W/kg; SAR(10 g) = 0.153 W/kg
Maximum value of SAR (measured) = 1.18 W/kg



0 dB = 1.18 W/kg

17 WLAN5GHz_802.11a 6Mbps_Right Tilted_0mm_Ch140_Ant 1+2

Communication System: UID 0, 802.11a (0); Frequency: 5700 MHz;Duty Cycle: 1:1.019
Medium: HSL_5G Medium parameters used: f = 5700 MHz; σ = 5.18 S/m; ε_r = 35.969; ρ = 1000 kg/m^3
Ambient Temperature：23.4 ℃; Liquid Temperature：22.3 ℃

DASY5 Configuration:
- Probe: EX3DV4 - SN3935; ConvF(5.08, 5.08, 5.08); Calibrated: 2017/12/14;
- Sensor-Surface: 1.4mm (Mechanical Surface Detection)
- Electronics: DAE4 Sn1358; Calibrated: 2018/4/19
- Phantom: SAM2; Type: QD000P40CD; Serial: TP:1754
- Measurement SW: DASY52, Version 52.8 (8); SEMCAD X Version 14.6.10 (7372)

Ch140/Area Scan (91x61x1): Interpolated grid: dx=1.000 mm, dy=1.000 mm
Maximum value of SAR (interpolated) = 0.876 W/kg

Ch140/Zoom Scan (9x9x7)/Cube 0: Measurement grid: dx=4mm, dy=4mm, dz=1.4mm
Reference Value = 10.38 V/m; Power Drift = 0.10 dB
Peak SAR (extrapolated) = 1.84 W/kg
SAR(1 g) = 0.398 W/kg; SAR(10 g) = 0.155 W/kg
Maximum value of SAR (measured) = 1.07 W/kg



0 dB = 1.07 W/kg

Test Laboratory: Sporton International Inc. SAR/HAC Testing Lab Date: 2018/6/7

18 WLAN5GHz_802.11a 6Mbps_Left Tilted_0mm_Ch165_Ant 1

Communication System: UID 0, 802.11a (0); Frequency: 5825 MHz;Duty Cycle: 1:1.019
Medium: HSL_5G Medium parameters used: f = 5825 MHz; σ = 5.311 S/m; ε_r = 35.801; ρ = 1000 kg/m^3
Ambient Temperature：23.4 ℃; Liquid Temperature：22.3 ℃

DASY5 Configuration:
- Probe: EX3DV4 - SN3935; ConvF(5.15, 5.15, 5.15); Calibrated: 2017/12/14;
- Sensor-Surface: 1.4mm (Mechanical Surface Detection)
- Electronics: DAE4 Sn1358; Calibrated: 2018/4/19
- Phantom: SAM2; Type: QD000P40CD; Serial: TP:1754
- Measurement SW: DASY52, Version 52.8 (8); SEMCAD X Version 14.6.10 (7372)

Ch165/Area Scan (91x61x1): Interpolated grid: dx=1.000 mm, dy=1.000 mm
Maximum value of SAR (interpolated) = 0.602 W/kg

Ch165/Zoom Scan (8x8x7)/Cube 0: Measurement grid: dx=4mm, dy=4mm, dz=1.4mm
Reference Value = 6.020 V/m; Power Drift = 0.02 dB
Peak SAR (extrapolated) = 1.23 W/kg
SAR(1 g) = 0.250 W/kg; SAR(10 g) = 0.074 W/kg
Maximum value of SAR (measured) = 0.633 W/kg

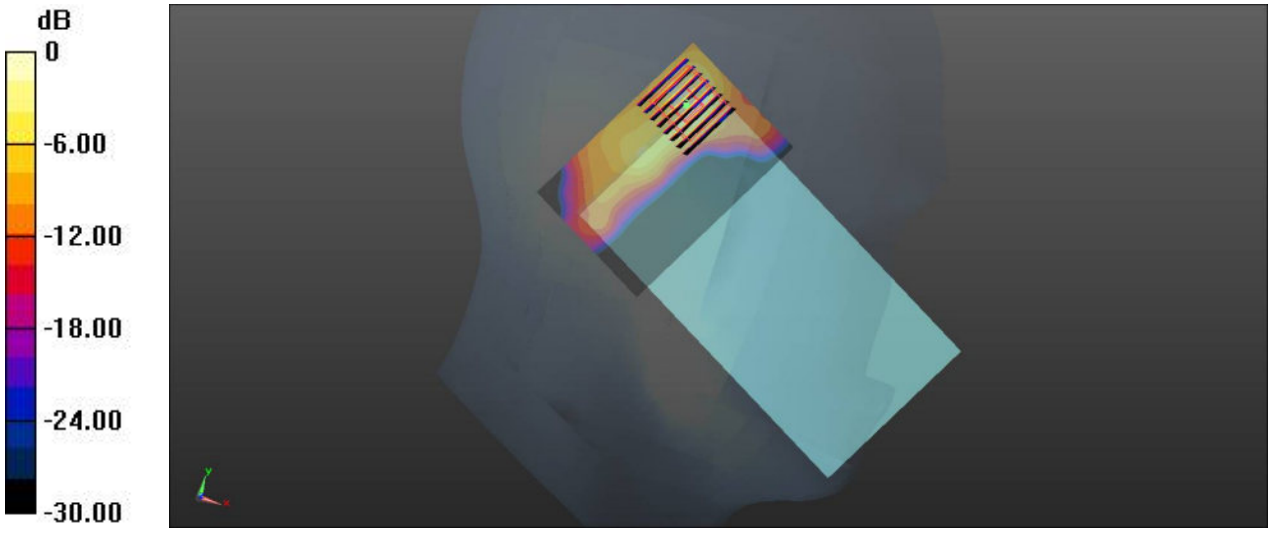

0 dB = 0.633 W/kg

19 WLAN5GHz_802.11a 6Mbps_Right Tilted_0mm_Ch149_Ant 2

Communication System: UID 0, 802.11a (0); Frequency: 5745 MHz;Duty Cycle: 1:1.019
Medium: HSL_5G Medium parameters used: f = 5745 MHz; σ = 5.227 S/m; ε_r = 35.902; ρ = 1000 kg/m^3
Ambient Temperature：23.4 ℃; Liquid Temperature：22.3 ℃

DASY5 Configuration:
- Probe: EX3DV4 - SN3935; ConvF(5.15, 5.15, 5.15); Calibrated: 2017/12/14;
- Sensor-Surface: 1.4mm (Mechanical Surface Detection)
- Electronics: DAE4 Sn1358; Calibrated: 2018/4/19
- Phantom: SAM2; Type: QD000P40CD; Serial: TP:1754
- Measurement SW: DASY52, Version 52.8 (8); SEMCAD X Version 14.6.10 (7372)

Ch149/Area Scan (91x61x1): Interpolated grid: dx=1.000 mm, dy=1.000 mm
Maximum value of SAR (interpolated) = 0.822 W/kg

Ch149/Zoom Scan (8x8x7)/Cube 0: Measurement grid: dx=4mm, dy=4mm, dz=1.4mm
Reference Value = 7.513 V/m; Power Drift = -0.06 dB
Peak SAR (extrapolated) = 1.71 W/kg
SAR(1 g) = 0.366 W/kg; SAR(10 g) = 0.141 W/kg
Maximum value of SAR (measured) = 0.923 W/kg



0 dB = 0.923 W/kg

20 WLAN5GHz_802.11a 6Mbps_Right Cheek_0mm_Ch149_Ant 1+2

Communication System: UID 0, 802.11a (0); Frequency: 5745 MHz;Duty Cycle: 1:1.019
Medium: HSL_5G Medium parameters used: f = 5745 MHz; σ = 5.227 S/m; ε_r = 35.902; ρ = 1000 kg/m^3
Ambient Temperature：23.4 ℃; Liquid Temperature：22.3 ℃

DASY5 Configuration:
- Probe: EX3DV4 - SN3935; ConvF(5.15, 5.15, 5.15); Calibrated: 2017/12/14;
- Sensor-Surface: 1.4mm (Mechanical Surface Detection)
- Electronics: DAE4 Sn1358; Calibrated: 2018/4/19
- Phantom: SAM2; Type: QD000P40CD; Serial: TP:1754
- Measurement SW: DASY52, Version 52.8 (8); SEMCAD X Version 14.6.10 (7372)

Ch149/Area Scan (91x61x1): Interpolated grid: dx=1.000 mm, dy=1.000 mm
Maximum value of SAR (interpolated) = 0.684 W/kg

Ch149/Zoom Scan (10x9x7)/Cube 0: Measurement grid: dx=4mm, dy=4mm, dz=1.4mm
Reference Value = 11.52 V/m; Power Drift = -0.13 dB
Peak SAR (extrapolated) = 1.26 W/kg
SAR(1 g) = 0.306 W/kg; SAR(10 g) = 0.112 W/kg
Maximum value of SAR (measured) = 0.741 W/kg



0 dB = 0.741 W/kg

Test Laboratory: Sporton International Inc. SAR/HAC Testing Lab Date: 2018/5/27

21_GSM850_GPRS (4 Tx slots)_Back_10mm_Ch251

Communication System: UID 0, GSM850 (0); Frequency: 848.8 MHz;Duty Cycle: 1:2.08
Medium: MSL_835 Medium parameters used: f = 848.8 MHz; σ = 1.01 S/m; ε_r = 56.172; ρ = 1000kg/m^3
Ambient Temperature：23.5 ℃; Liquid Temperature：22.5 ℃

DASY5 Configuration:
- Probe: EX3DV4 - SN3935; ConvF(10.33, 10.33, 10.33); Calibrated: 2017/12/14;
- Sensor-Surface: 1.4mm (Mechanical Surface Detection)
- Electronics: DAE4 Sn1358; Calibrated: 2018/4/19
- Phantom: SAM2; Type: QD000P40CD; Serial: TP:1754
- Measurement SW: DASY52, Version 52.8 (8); SEMCAD X Version 14.6.10 (7372)

Ch251/Area Scan (61x121x1): Interpolated grid: dx=1.500 mm, dy=1.500 mm
Maximum value of SAR (interpolated) = 0.687 W/kg

Ch251/Zoom Scan (6x5x7)/Cube 0: Measurement grid: dx=8mm, dy=8mm, dz=5mm
Reference Value = 27.00 V/m; Power Drift = -0.08 dB
Peak SAR (extrapolated) = 0.782 W/kg
SAR(1 g) = 0.549 W/kg; SAR(10 g) = 0.418 W/kg
Maximum value of SAR (measured) = 0.690 W/kg

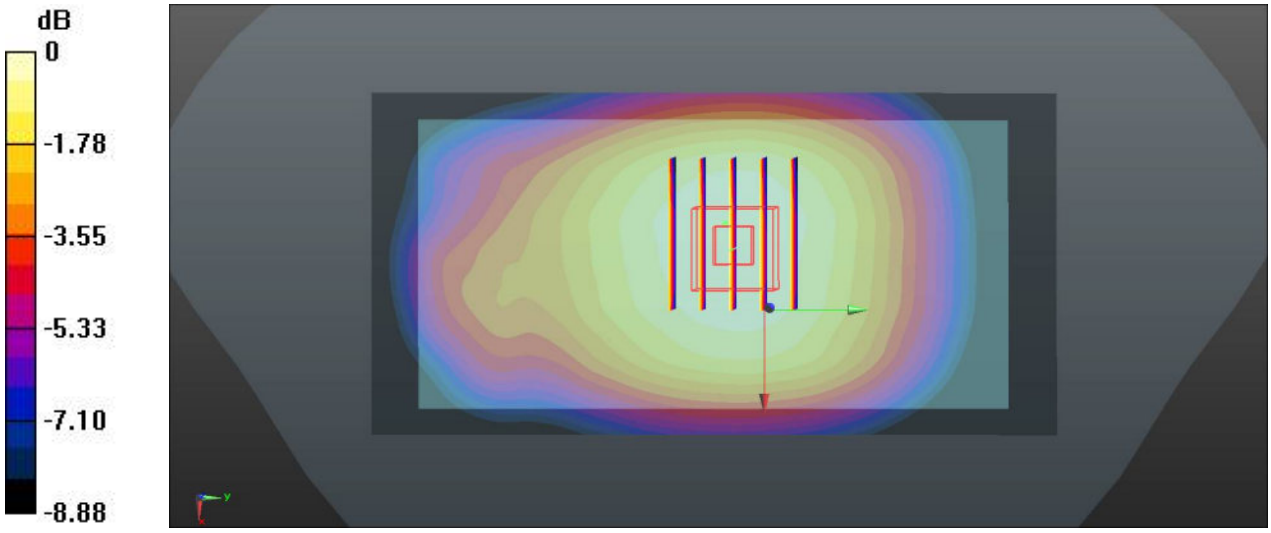

0 dB = 0.690 W/kg

22_GSM1900_GPRS (3 Tx slots)_Bottom side_10mm_Ch661_Reduced Power

Communication System: UID 0, PCS (0); Frequency: 1880 MHz;Duty Cycle: 1:2.77
Medium: MSL_1900 Medium parameters used: f = 1880 MHz; σ = 1.543 S/m; ε_r = 51.995; ρ = 1000 kg/m^3
Ambient Temperature：23.5 ℃; Liquid Temperature：22.5 ℃

DASY5 Configuration:
- Probe: EX3DV4 - SN3935; ConvF(8.3, 8.3, 8.3); Calibrated: 2017/12/14;
- Sensor-Surface: 1.4mm (Mechanical Surface Detection)
- Electronics: DAE4 Sn1358; Calibrated: 2018/4/19
- Phantom: SAM1; Type: QD000P40CD; Serial: TP:1753
- Measurement SW: DASY52, Version 52.8 (8); SEMCAD X Version 14.6.10 (7372)

Ch661/Area Scan (31x61x1): Interpolated grid: dx=1.500 mm, dy=1.500 mm
Maximum value of SAR (interpolated) = 1.52 W/kg

Ch661/Zoom Scan (5x5x7)/Cube 0: Measurement grid: dx=8mm, dy=8mm, dz=5mm
Reference Value = 23.70 V/m; Power Drift = 0.04 dB
Peak SAR (extrapolated) = 1.71 W/kg
SAR(1 g) = 0.891 W/kg; SAR(10 g) = 0.463 W/kg
Maximum value of SAR (measured) = 1.37 W/kg

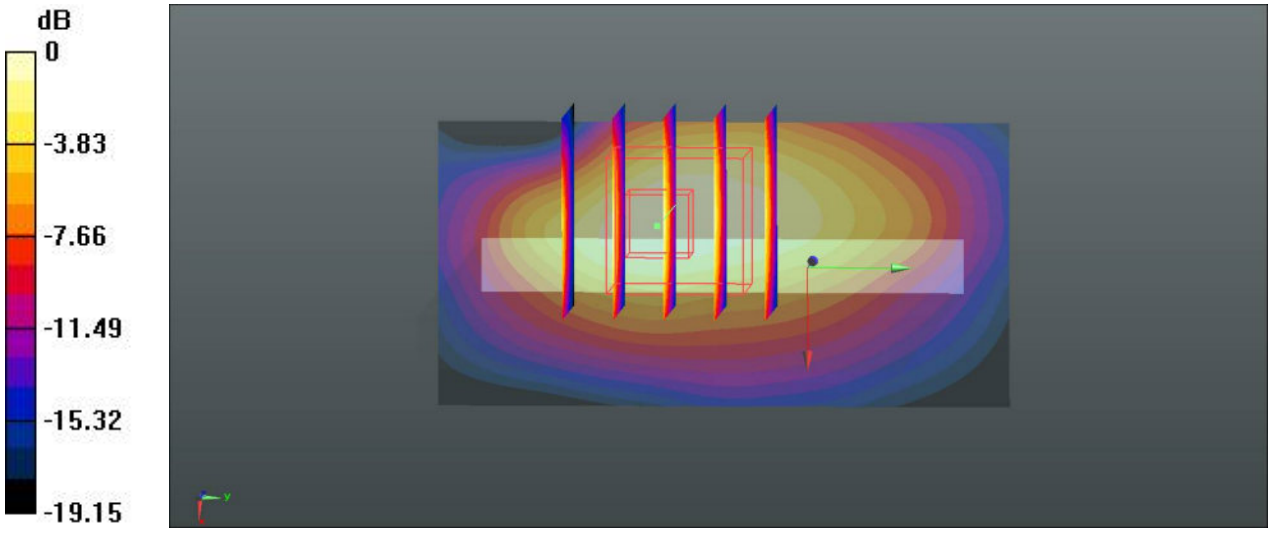

0 dB = 1.37 W/kg

Test Laboratory: Sporton International Inc. SAR/HAC Testing Lab Date: 2018/5/27

23_WCDMA V_RMC 12.2Kbps_Back_10mm_Ch4132

Communication System: UID 0, WCDMA (0); Frequency: 826.4 MHz;Duty Cycle: 1:1
Medium: MSL_835 Medium parameters used: f = 826.4 MHz; σ = 0.989 S/m; ε_r = 56.38; ρ = 1000 kg/m^3
Ambient Temperature：23.5 ℃; Liquid Temperature：22.5 ℃

DASY5 Configuration:
- Probe: EX3DV4 - SN3935; ConvF(10.33, 10.33, 10.33); Calibrated: 2017/12/14;
- Sensor-Surface: 1.4mm (Mechanical Surface Detection)
- Electronics: DAE4 Sn1358; Calibrated: 2018/4/19
- Phantom: SAM2; Type: QD000P40CD; Serial: TP:1754
- Measurement SW: DASY52, Version 52.8 (8); SEMCAD X Version 14.6.10 (7372)

Ch4132/Area Scan (61x121x1): Interpolated grid: dx=1.500 mm, dy=1.500 mm
Maximum value of SAR (interpolated) = 0.516 W/kg

Ch4132/Zoom Scan (6x6x7)/Cube 0: Measurement grid: dx=8mm, dy=8mm, dz=5mm
Reference Value = 23.38 V/m; Power Drift = -0.07 dB
Peak SAR (extrapolated) = 0.586 W/kg
SAR(1 g) = 0.413 W/kg; SAR(10 g) = 0.316 W/kg
Maximum value of SAR (measured) = 0.515 W/kg

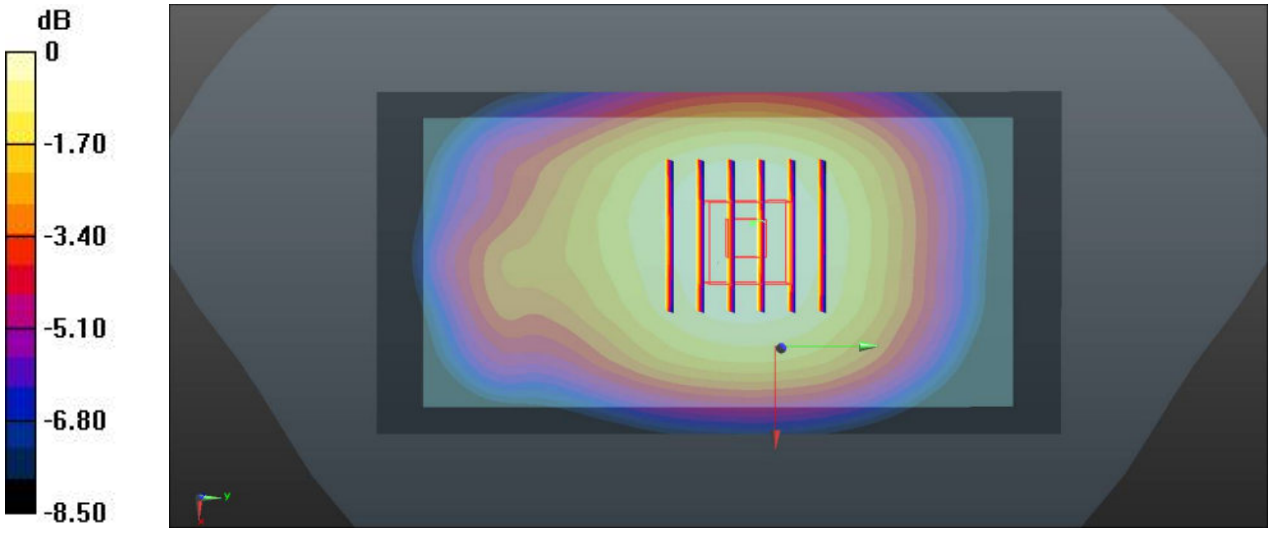

0 dB = 0.515 W/kg

Test Laboratory: Sporton International Inc. SAR/HAC Testing Lab Date: 2018/5/29

24_WCDMA II_RMC 12.2Kbps_Bottom side_10mm_Ch9538

Communication System: UID 0, WCDMA (0); Frequency: 1907.6 MHz;Duty Cycle: 1:1
Medium: MSL_1900 Medium parameters used: f = 1907.6 MHz; σ = 1.575 S/m; ε_r = 51.909; ρ = 1000 kg/m^3
Ambient Temperature：23.5 ℃; Liquid Temperature：22.5 ℃

DASY5 Configuration:
- Probe: EX3DV4 - SN3935; ConvF(8.3, 8.3, 8.3); Calibrated: 2017/12/14;
- Sensor-Surface: 1.4mm (Mechanical Surface Detection)
- Electronics: DAE4 Sn1358; Calibrated: 2018/4/19
- Phantom: SAM1; Type: QD000P40CD; Serial: TP:1753
- Measurement SW: DASY52, Version 52.8 (8); SEMCAD X Version 14.6.10 (7372)

Ch9538/Area Scan (31x61x1): Interpolated grid: dx=1.500 mm, dy=1.500 mm
Maximum value of SAR (interpolated) = 1.52 W/kg

Ch9538/Zoom Scan (5x5x7)/Cube 0: Measurement grid: dx=8mm, dy=8mm, dz=5mm
Reference Value = 27.38 V/m; Power Drift = 0.06 dB
Peak SAR (extrapolated) = 1.89 W/kg
SAR(1 g) = 0.966 W/kg; SAR(10 g) = 0.495 W/kg
Maximum value of SAR (measured) = 1.48 W/kg

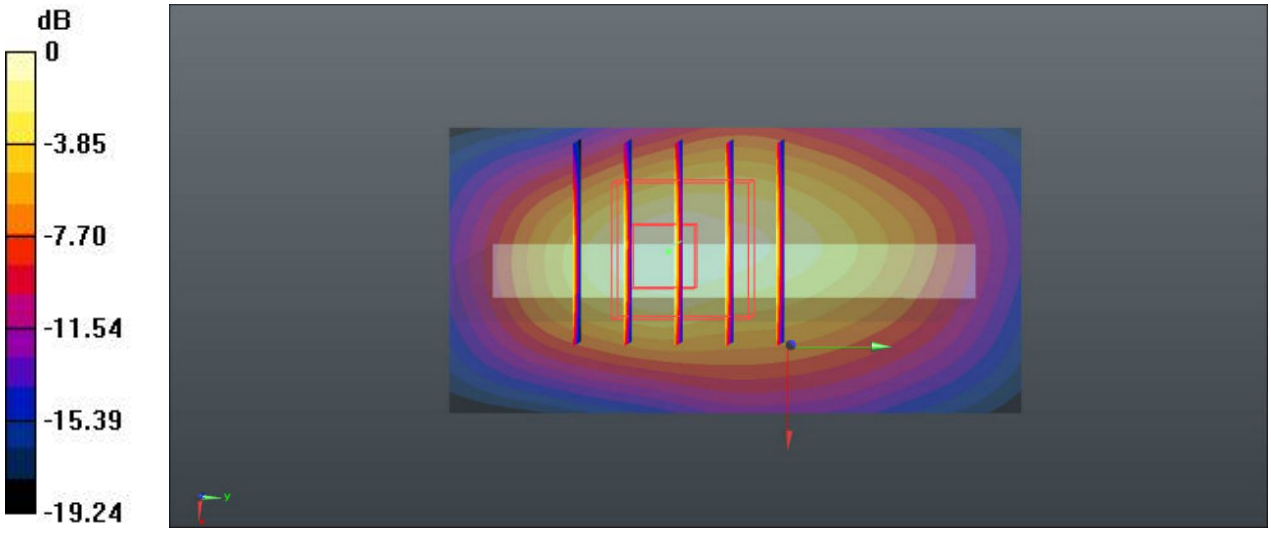

0 dB = 1.48 W/kg

Test Laboratory: Sporton International Inc. SAR/HAC Testing Lab Date: 2018/5/27

25_LTE Band 5_10M_QPSK_1RB_25offset_Back_10mm_Ch20525

Communication System: UID 0, LTE (0); Frequency: 836.5 MHz;Duty Cycle: 1:1
Medium: MSL_835 Medium parameters used: f = 836.5 MHz; σ = 0.998 S/m; ε_r = 56.287; ρ = 1000 kg/m^3
Ambient Temperature：23.5 ℃; Liquid Temperature：22.5 ℃

DASY5 Configuration:
- Probe: EX3DV4 - SN3935; ConvF(10.33, 10.33, 10.33); Calibrated: 2017/12/14;
- Sensor-Surface: 1.4mm (Mechanical Surface Detection)
- Electronics: DAE4 Sn1358; Calibrated: 2018/4/19
- Phantom: SAM2; Type: QD000P40CD; Serial: TP:1754
- Measurement SW: DASY52, Version 52.8 (8); SEMCAD X Version 14.6.10 (7372)

Ch20525/Area Scan (61x121x1): Interpolated grid: dx=1.500 mm, dy=1.500 mm
Maximum value of SAR (interpolated) = 0.413 W/kg

Ch20525/Zoom Scan (5x5x7)/Cube 0: Measurement grid: dx=8mm, dy=8mm, dz=5mm
Reference Value = 20.76 V/m; Power Drift = -0.07 dB
Peak SAR (extrapolated) = 0.469 W/kg
SAR(1 g) = 0.334 W/kg; SAR(10 g) = 0.255 W/kg
Maximum value of SAR (measured) = 0.414 W/kg

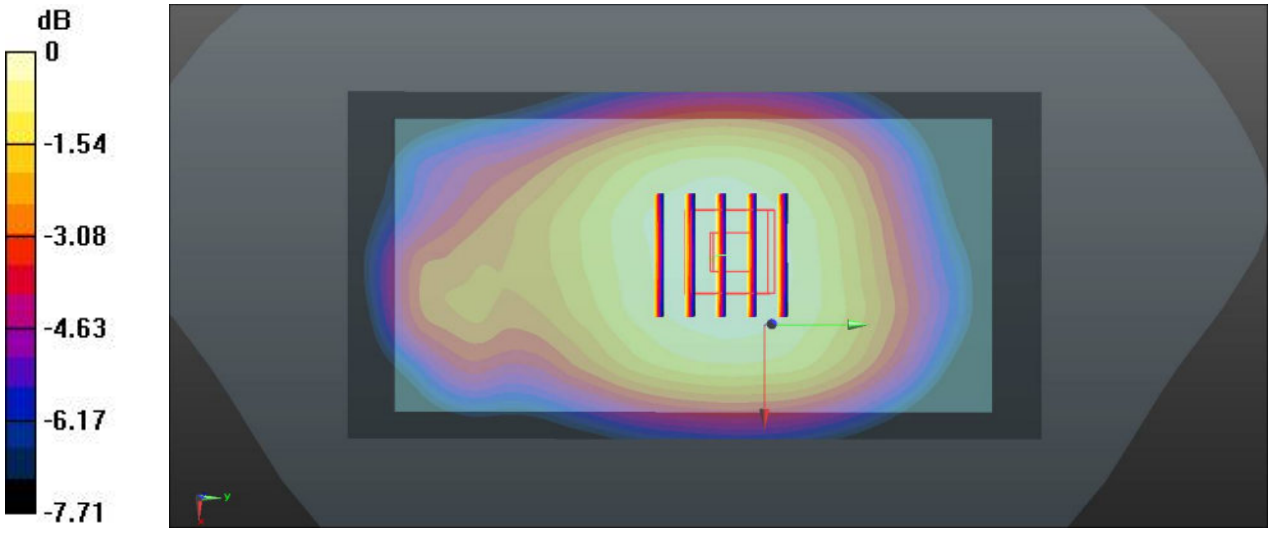

0 dB = 0.414 W/kg

Test Laboratory: Sporton International Inc. SAR/HAC Testing Lab Date: 2018/5/28

26_LTE Band 7_20M_QPSK_1RB_0offset_Back_10mm_Ch20850_Reduced Power

Communication System: UID 0, LTE (0); Frequency: 2510 MHz;Duty Cycle: 1:1
Medium: MSL_2600 Medium parameters used: f = 2510 MHz; σ = 2.045 S/m; ε_r = 52.282; ρ = 1000 kg/m^3
Ambient Temperature：23.5 ℃; Liquid Temperature：22.5 ℃

DASY5 Configuration:
- Probe: EX3DV4 - SN3935; ConvF(7.71, 7.71, 7.71); Calibrated: 2017/12/14;
- Sensor-Surface: 1.4mm (Mechanical Surface Detection)
- Electronics: DAE4 Sn1358; Calibrated: 2018/4/19
- Phantom: SAM1; Type: QD000P40CD; Serial: TP:1753
- Measurement SW: DASY52, Version 52.8 (8); SEMCAD X Version 14.6.10 (7372)

Ch20850/Area Scan (81x71x1): Interpolated grid: dx=1.200 mm, dy=1.200 mm
Maximum value of SAR (interpolated) = 1.25 W/kg

Ch20850/Zoom Scan (7x7x7)/Cube 0: Measurement grid: dx=5mm, dy=5mm, dz=5mm
Reference Value = 4.506 V/m; Power Drift = 0.05 dB
Peak SAR (extrapolated) = 1.49 W/kg
SAR(1 g) = 0.815 W/kg; SAR(10 g) = 0.445 W/kg
Maximum value of SAR (measured) = 1.22 W/kg

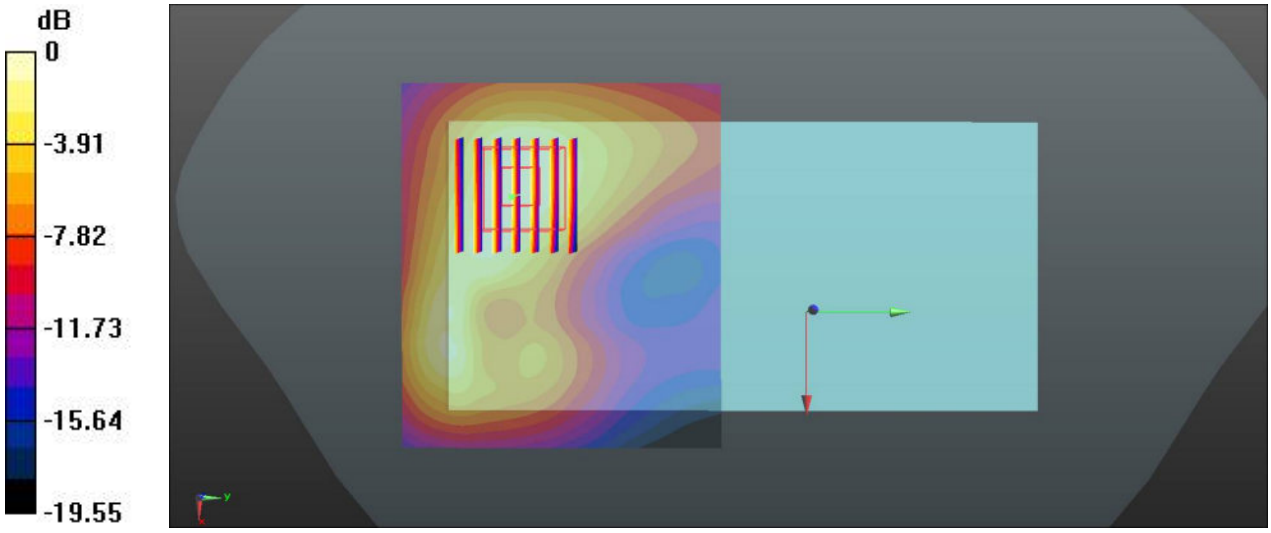

0 dB = 1.22 W/kg

Test Laboratory: Sporton International Inc. SAR/HAC Testing Lab Date: 2018/5/28

27_LTE Band 41_20M_QPSK_1RB_0offset_Back_10mm_Ch40140

Communication System: UID 0, LTE (0); Frequency: 2545 MHz;Duty Cycle: 1:1.59
Medium: MSL_2600 Medium parameters used: f = 2545 MHz; σ = 2.095 S/m; ε_r = 52.152; ρ = 1000 kg/m^3
Ambient Temperature：23.5 ℃; Liquid Temperature：22.5 ℃

DASY5 Configuration:
- Probe: EX3DV4 - SN3935; ConvF(7.71, 7.71, 7.71); Calibrated: 2017/12/14;
- Sensor-Surface: 1.4mm (Mechanical Surface Detection)
- Electronics: DAE4 Sn1358; Calibrated: 2018/4/19
- Phantom: SAM1; Type: QD000P40CD; Serial: TP:1753
- Measurement SW: DASY52, Version 52.8 (8); SEMCAD X Version 14.6.10 (7372)

Ch40140/Area Scan (81x71x1): Interpolated grid: dx=1.200 mm, dy=1.200 mm
Maximum value of SAR (interpolated) = 0.855 W/kg

Ch40140/Zoom Scan (8x7x7)/Cube 0: Measurement grid: dx=5mm, dy=5mm, dz=5mm
Reference Value = 4.146 V/m; Power Drift = -0.07 dB
Peak SAR (extrapolated) = 0.989 W/kg
SAR(1 g) = 0.532 W/kg; SAR(10 g) = 0.289 W/kg
Maximum value of SAR (measured) = 0.809 W/kg

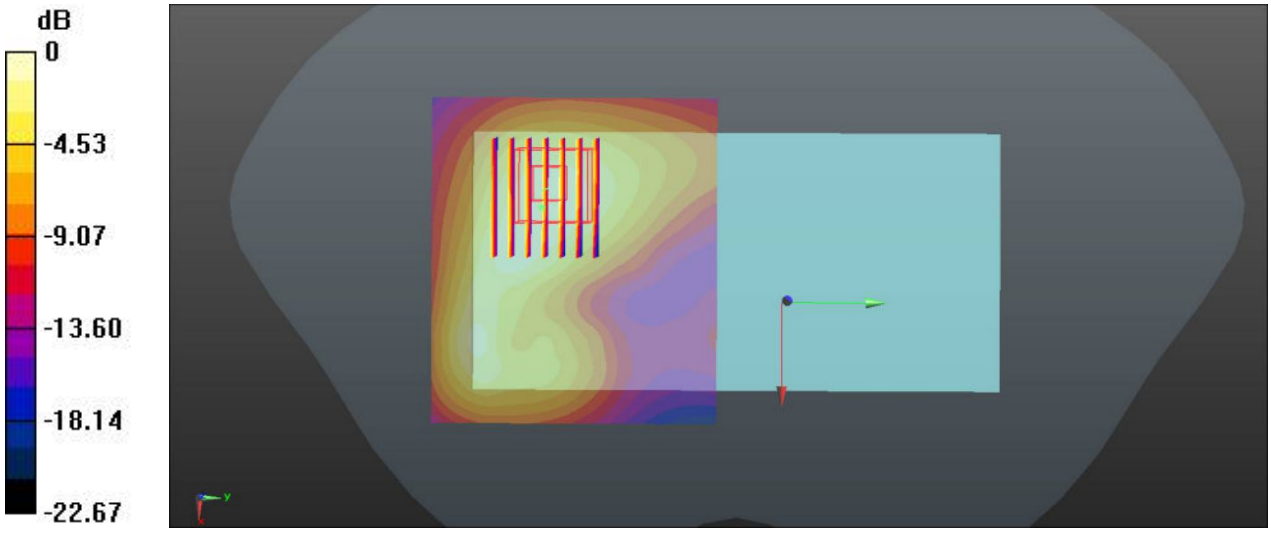

0 dB = 0.809 W/kg

Test Laboratory: Sporton International Inc. SAR/HAC Testing Lab Date: 2018/6/6

28_WLAN2.4GHz_802.11b 1Mbps_Back_10mm_Ch6_Ant 1

Communication System: UID 0, 802.11b (0); Frequency: 2437 MHz;Duty Cycle: 1:1.01
Medium: MSL_2450 Medium parameters used: f = 2437 MHz; σ = 1.969 S/m; ε_r = 54.147; ρ = 1000 kg/m^3
Ambient Temperature：23.5 ℃; Liquid Temperature：22.5 ℃

DASY5 Configuration:
- Probe: EX3DV4 - SN3935; ConvF(7.99, 7.99, 7.99); Calibrated: 2017/12/14;
- Sensor-Surface: 1.4mm (Mechanical Surface Detection)
- Electronics: DAE4 Sn1358; Calibrated: 2018/4/19
- Phantom: SAM1; Type: QD000P40CD; Serial: TP:1753
- Measurement SW: DASY52, Version 52.8 (8); SEMCAD X Version 14.6.10 (7372)

Ch6/Area Scan (81x71x1): Interpolated grid: dx=1.200 mm, dy=1.200 mm
Maximum value of SAR (interpolated) = 0.644 W/kg

Ch6/Zoom Scan (7x7x7)/Cube 0: Measurement grid: dx=5mm, dy=5mm, dz=5mm
Reference Value = 3.509 V/m; Power Drift = 0.06 dB
Peak SAR (extrapolated) = 0.717 W/kg
SAR(1 g) = 0.321 W/kg; SAR(10 g) = 0.153 W/kg
Maximum value of SAR (measured) = 0.546 W/kg

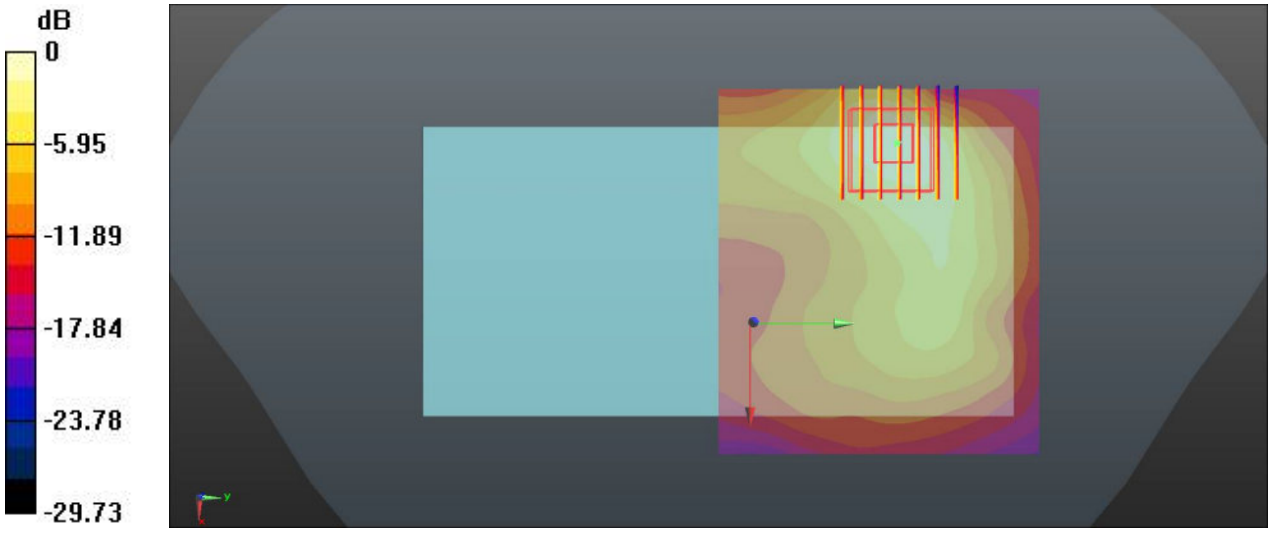

0 dB = 0.546 W/kg

29_WLAN2.4GHz_802.11b 1Mbps_Back_10mm_Ch6_Ant 2

Communication System: UID 0, 802.11b (0); Frequency: 2437 MHz;Duty Cycle: 1:1.01
Medium: MSL_2450 Medium parameters used: f = 2437 MHz; σ = 1.969 S/m; ε_r = 54.147; ρ = 1000 kg/m^3
Ambient Temperature：23.5 ℃; Liquid Temperature：22.5 ℃

DASY5 Configuration:
- Probe: EX3DV4 - SN3935; ConvF(7.99, 7.99, 7.99); Calibrated: 2017/12/14;
- Sensor-Surface: 1.4mm (Mechanical Surface Detection)
- Electronics: DAE4 Sn1358; Calibrated: 2018/4/19
- Phantom: SAM1; Type: QD000P40CD; Serial: TP:1753
- Measurement SW: DASY52, Version 52.8 (8); SEMCAD X Version 14.6.10 (7372)

Ch6/Area Scan (81x71x1): Interpolated grid: dx=1.200 mm, dy=1.200 mm
Maximum value of SAR (interpolated) = 0.817 W/kg

Ch6/Zoom Scan (7x7x7)/Cube 0: Measurement grid: dx=5mm, dy=5mm, dz=5mm
Reference Value = 7.823 V/m; Power Drift = -0.15 dB
Peak SAR (extrapolated) = 1.17 W/kg
SAR(1 g) = 0.590 W/kg; SAR(10 g) = 0.272 W/kg
Maximum value of SAR (measured) = 0.930 W/kg



0 dB = 0.930 W/kg

Test Laboratory: Sporton International Inc. SAR/HAC Testing Lab Date: 2018/6/6

30_WLAN2.4GHz_802.11g 6Mbps_Back_10mm_Ch6_Ant 1+2

Communication System: UID 0, 802.11g (0); Frequency: 2437 MHz;Duty Cycle: 1:1.029
Medium: MSL_2450 Medium parameters used: f = 2437 MHz; σ = 1.969 S/m; ε_r = 54.147; ρ = 1000 kg/m^3
Ambient Temperature：23.5 ℃; Liquid Temperature：22.5 ℃

DASY5 Configuration:
- Probe: EX3DV4 - SN3935; ConvF(7.99, 7.99, 7.99); Calibrated: 2017/12/14;
- Sensor-Surface: 1.4mm (Mechanical Surface Detection)
- Electronics: DAE4 Sn1358; Calibrated: 2018/4/19
- Phantom: SAM1; Type: QD000P40CD; Serial: TP:1753
- Measurement SW: DASY52, Version 52.8 (8); SEMCAD X Version 14.6.10 (7372)

Ch6/Area Scan (81x71x1): Interpolated grid: dx=1.200 mm, dy=1.200 mm
Maximum value of SAR (interpolated) = 1.31 W/kg

Ch6/Zoom Scan (7x7x7)/Cube 0: Measurement grid: dx=5mm, dy=5mm, dz=5mm
Reference Value = 10.55 V/m; Power Drift = -0.02 dB
Peak SAR (extrapolated) = 1.65 W/kg
SAR(1 g) = 0.855 W/kg; SAR(10 g) = 0.427 W/kg
Maximum value of SAR (measured) = 1.34 W/kg

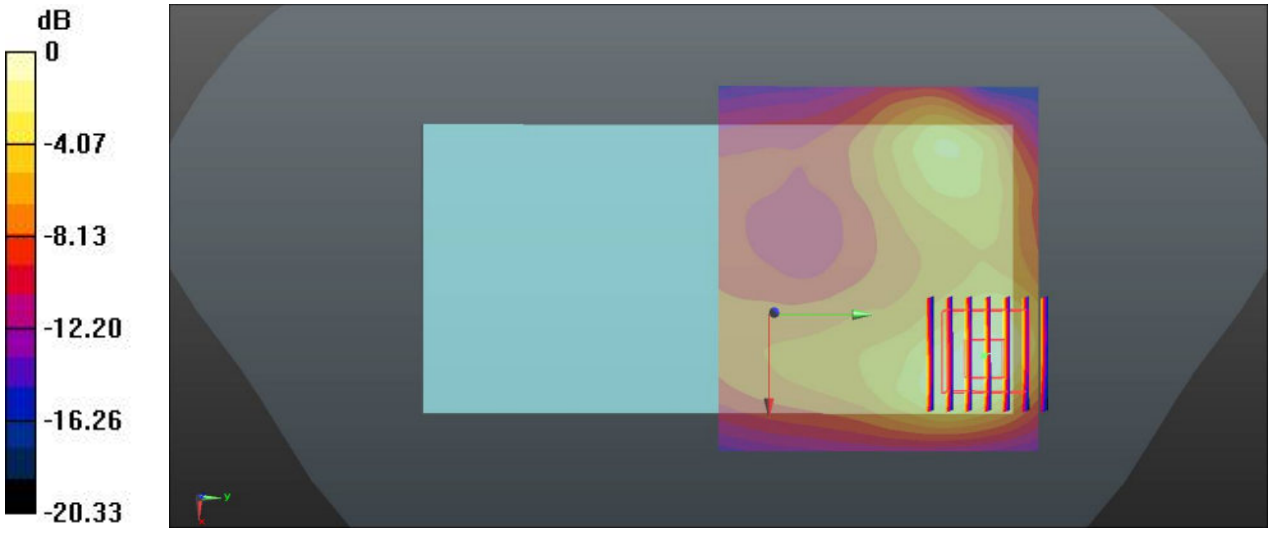

0 dB = 1.34 W/kg

Test Laboratory: Sporton International Inc. SAR/HAC Testing Lab Date: 2018/6/6

31_Bluetooth_1Mbps_Back_10mm_Ch39

Communication System: UID 0, Bluetooth (0); Frequency: 2441 MHz;Duty Cycle: 1:1.297
Medium: MSL_2450 Medium parameters used: f = 2441 MHz; σ = 1.974 S/m; ε_r = 54.132; ρ = 1000 kg/m^3
Ambient Temperature：23.5 ℃; Liquid Temperature：22.5 ℃

DASY5 Configuration:
- Probe: EX3DV4 - SN3935; ConvF(7.99, 7.99, 7.99); Calibrated: 2017/12/14;
- Sensor-Surface: 1.4mm (Mechanical Surface Detection)
- Electronics: DAE4 Sn1358; Calibrated: 2018/4/19
- Phantom: SAM1; Type: QD000P40CD; Serial: TP:1753
- Measurement SW: DASY52, Version 52.8 (8); SEMCAD X Version 14.6.10 (7372)

Ch39/Area Scan (81x71x1): Interpolated grid: dx=1.200 mm, dy=1.200 mm
Maximum value of SAR (interpolated) = 0.0660 W/kg

Ch39/Zoom Scan (8x7x7)/Cube 0: Measurement grid: dx=5mm, dy=5mm, dz=5mm
Reference Value = 0.6320 V/m; Power Drift = 0.08 dB
Peak SAR (extrapolated) = 0.0960 W/kg
SAR(1 g) = 0.040 W/kg; SAR(10 g) = 0.019 W/kg
Maximum value of SAR (measured) = 0.0697 W/kg

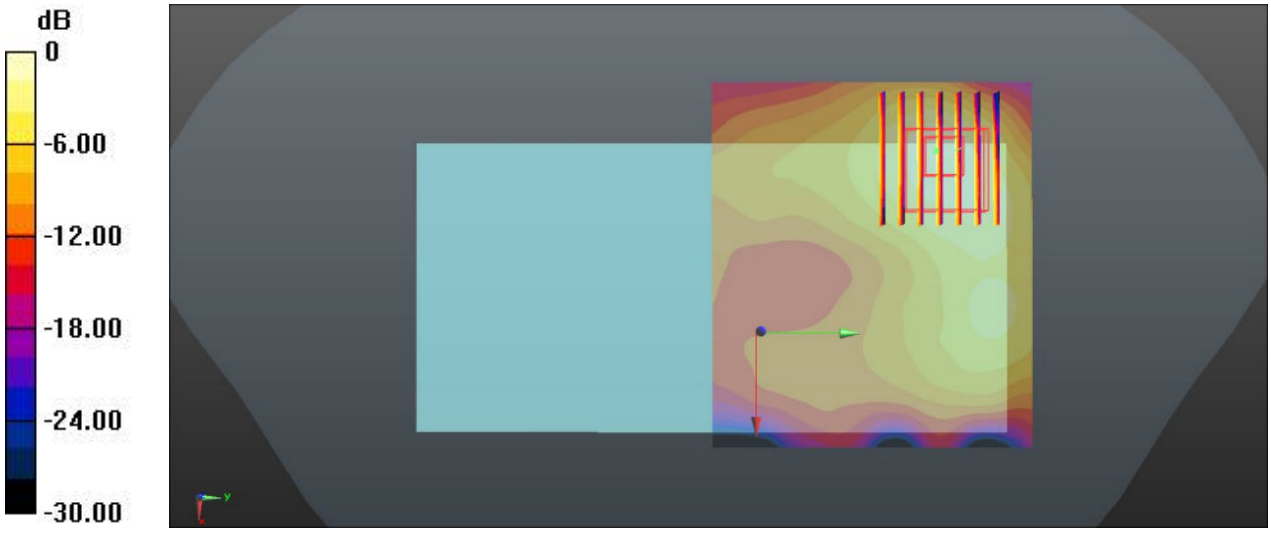

0 dB = 0.0697 W/kg

Test Laboratory: Sporton International Inc. SAR/HAC Testing Lab Date: 2018/6/3

32 WLAN5GHz_802.11a 6Mbps_Back_10mm_Ch48_Ant 1

Communication System: UID 0, 802.11a (0); Frequency: 5240 MHz;Duty Cycle: 1:1.019
Medium: MSL_5G Medium parameters used: f = 5240 MHz; σ = 5.337 S/m; ε_r = 49.61; ρ = 1000 kg/m^3
Ambient Temperature：23.1 ℃; Liquid Temperature：22.7 ℃

DASY5 Configuration:
- Probe: EX3DV4 - SN3935; ConvF(5.41, 5.41, 5.41); Calibrated: 2017/12/14;
- Sensor-Surface: 1.4mm (Mechanical Surface Detection)
- Electronics: DAE4 Sn1358; Calibrated: 2018/4/19
- Phantom: SAM2; Type: QD000P40CD; Serial: TP:1754
- Measurement SW: DASY52, Version 52.8 (8); SEMCAD X Version 14.6.10 (7372)

Ch48/Area Scan (91x61x1): Interpolated grid: dx=1.000 mm, dy=1.000 mm
Maximum value of SAR (interpolated) = 2.05 W/kg

Ch48/Zoom Scan (8x8x7)/Cube 0: Measurement grid: dx=4mm, dy=4mm, dz=1.4mm
Reference Value = 1.407 V/m; Power Drift = -0.05 dB
Peak SAR (extrapolated) = 3.50 W/kg
SAR(1 g) = 0.865 W/kg; SAR(10 g) = 0.289 W/kg
Maximum value of SAR (measured) = 1.95 W/kg

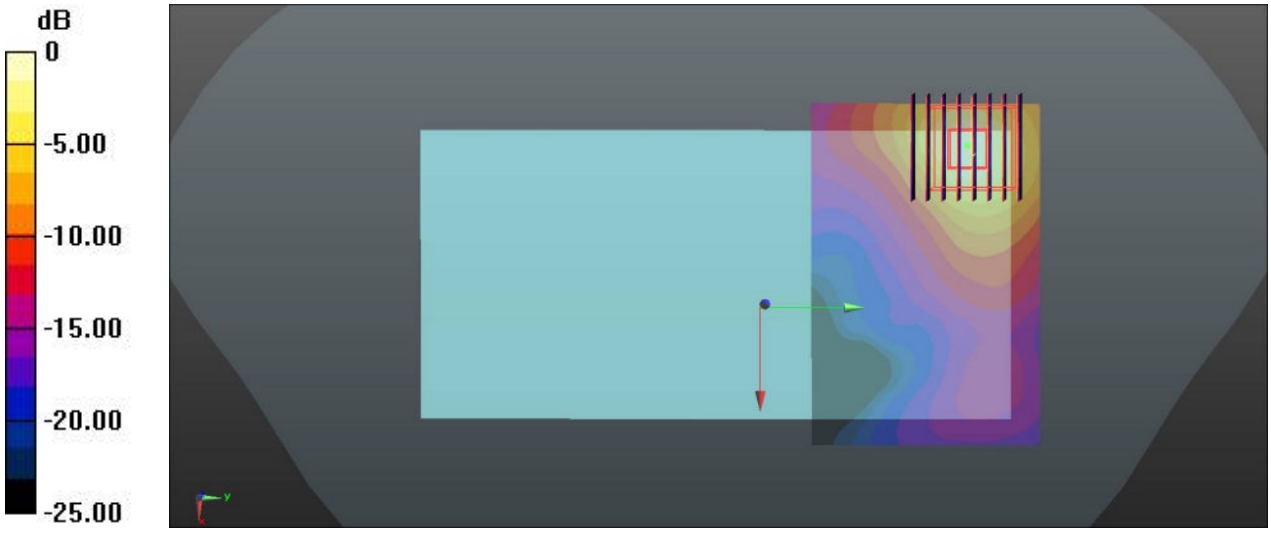

0 dB = 1.95 W/kg

33 WLAN5GHz_802.11a 6Mbps_Back_10mm_Ch44_Ant 2

Communication System: UID 0, 802.11a (0); Frequency: 5220 MHz;Duty Cycle: 1:1.019
Medium: MSL_5G Medium parameters used: f = 5220 MHz; σ = 5.311 S/m; ε_r = 49.542; ρ = 1000 kg/m^3
Ambient Temperature：23.1 ℃; Liquid Temperature：22.7 ℃

DASY5 Configuration:
- Probe: EX3DV4 - SN3935; ConvF(5.41, 5.41, 5.41); Calibrated: 2017/12/14;
- Sensor-Surface: 1.4mm (Mechanical Surface Detection)
- Electronics: DAE4 Sn1358; Calibrated: 2018/4/19
- Phantom: SAM2; Type: QD000P40CD; Serial: TP:1754
- Measurement SW: DASY52, Version 52.8 (8); SEMCAD X Version 14.6.10 (7372)

Ch44/Area Scan (91x61x1): Interpolated grid: dx=1.000 mm, dy=1.000 mm
Maximum value of SAR (interpolated) = 1.48 W/kg

Ch44/Zoom Scan (8x8x7)/Cube 0: Measurement grid: dx=4mm, dy=4mm, dz=1.4mm
Reference Value = 3.044 V/m; Power Drift = -0.10 dB
Peak SAR (extrapolated) = 2.92 W/kg
SAR(1 g) = 0.685 W/kg; SAR(10 g) = 0.222 W/kg
Maximum value of SAR (measured) = 1.65 W/kg



0 dB = 1.65 W/kg

34 WLAN5GHz_802.11a 6Mbps_Back_10mm_Ch48_Ant 1+2

Communication System: UID 0, 802.11a (0); Frequency: 5240 MHz;Duty Cycle: 1:1.019
Medium: MSL_5G Medium parameters used: f = 5240 MHz; σ = 5.337 S/m; ε_r = 49.61; ρ = 1000 kg/m^3
Ambient Temperature：23.1 ℃; Liquid Temperature：22.7 ℃

DASY5 Configuration:
- Probe: EX3DV4 - SN3935; ConvF(5.41, 5.41, 5.41); Calibrated: 2017/12/14;
- Sensor-Surface: 1.4mm (Mechanical Surface Detection)
- Electronics: DAE4 Sn1358; Calibrated: 2018/4/19
- Phantom: SAM2; Type: QD000P40CD; Serial: TP:1754
- Measurement SW: DASY52, Version 52.8 (8); SEMCAD X Version 14.6.10 (7372)

Ch48/Area Scan (91x61x1): Interpolated grid: dx=1.000 mm, dy=1.000 mm
Maximum value of SAR (interpolated) = 2.50 W/kg

Ch48/Zoom Scan (8x8x7)/Cube 0: Measurement grid: dx=4mm, dy=4mm, dz=1.4mm
Reference Value = 4.040 V/m; Power Drift = -0.03 dB
Peak SAR (extrapolated) = 4.32 W/kg
SAR(1 g) = 1.06 W/kg; SAR(10 g) = 0.358 W/kg
Maximum value of SAR (measured) = 2.41 W/kg

Ch48/Zoom Scan (8x8x7)/Cube 1: Measurement grid: dx=4mm, dy=4mm, dz=1.4mm
Reference Value = 4.040 V/m; Power Drift = -0.03 dB
Peak SAR (extrapolated) = 3.33 W/kg
SAR(1 g) = 0.801 W/kg; SAR(10 g) = 0.262 W/kg
Maximum value of SAR (measured) = 1.94 W/kg

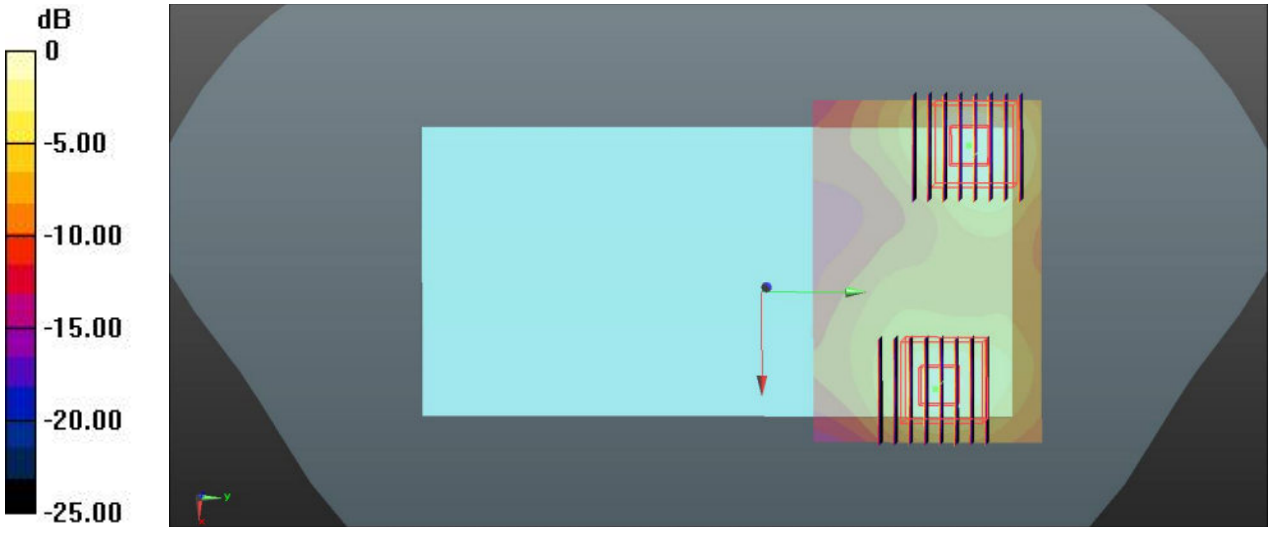

0 dB = 1.94 W/kg

Test Laboratory: Sporton International Inc. SAR/HAC Testing Lab Date: 2018/6/3

35 WLAN5GHz_802.11a 6Mbps_Back_10mm_Ch149_Ant 1

Communication System: UID 0, 802.11a (0); Frequency: 5745 MHz;Duty Cycle: 1:1.019
Medium: MSL_5G Medium parameters used: f = 5745 MHz; σ = 6.017 S/m; ε_r = 48.844; ρ = 1000 kg/m^3
Ambient Temperature：23.1 ℃; Liquid Temperature：22.7 ℃

DASY5 Configuration:
- Probe: EX3DV4 - SN3935; ConvF(4.64, 4.64, 4.64); Calibrated: 2017/12/14;
- Sensor-Surface: 1.4mm (Mechanical Surface Detection)
- Electronics: DAE4 Sn1358; Calibrated: 2018/4/19
- Phantom: SAM2; Type: QD000P40CD; Serial: TP:1754
- Measurement SW: DASY52, Version 52.8 (8); SEMCAD X Version 14.6.10 (7372)

Ch149/Area Scan (91x61x1): Interpolated grid: dx=1.000 mm, dy=1.000 mm
Maximum value of SAR (interpolated) = 2.58 W/kg

Ch149/Zoom Scan (8x8x7)/Cube 0: Measurement grid: dx=4mm, dy=4mm, dz=1.4mm
Reference Value = 4.871 V/m; Power Drift = -0.17 dB
Peak SAR (extrapolated) = 4.67 W/kg
SAR(1 g) = 1.03 W/kg; SAR(10 g) = 0.345 W/kg
Maximum value of SAR (measured) = 2.43 W/kg

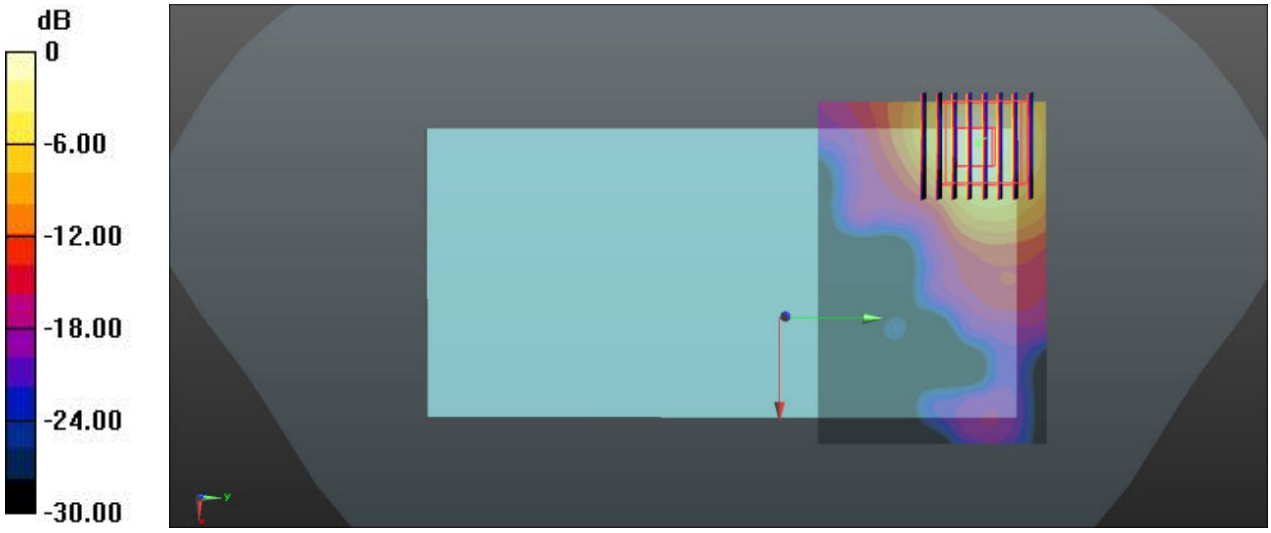

0 dB = 2.43 W/kg

Test Laboratory: Sporton International Inc. SAR/HAC Testing Lab Date: 2018/6/3

36 WLAN5GHz_802.11a 6Mbps_Back_10mm_Ch149_Ant 2

Communication System: UID 0, 802.11a (0); Frequency: 5745 MHz;Duty Cycle: 1:1.019
Medium: MSL_5G Medium parameters used: f = 5745 MHz; σ = 6.017 S/m; ε_r = 48.844; ρ = 1000 kg/m^3
Ambient Temperature：23.1 ℃; Liquid Temperature：22.7 ℃

DASY5 Configuration:
- Probe: EX3DV4 - SN3935; ConvF(4.64, 4.64, 4.64); Calibrated: 2017/12/14;
- Sensor-Surface: 1.4mm (Mechanical Surface Detection)
- Electronics: DAE4 Sn1358; Calibrated: 2018/4/19
- Phantom: SAM2; Type: QD000P40CD; Serial: TP:1754
- Measurement SW: DASY52, Version 52.8 (8); SEMCAD X Version 14.6.10 (7372)

Ch149/Area Scan (91x61x1): Interpolated grid: dx=1.000 mm, dy=1.000 mm
Maximum value of SAR (interpolated) = 2.10 W/kg

Ch149/Zoom Scan (8x8x7)/Cube 0: Measurement grid: dx=4mm, dy=4mm, dz=1.4mm
Reference Value = 4.653 V/m; Power Drift = -0.09 dB
Peak SAR (extrapolated) = 4.22 W/kg
SAR(1 g) = 0.884 W/kg; SAR(10 g) = 0.288 W/kg
Maximum value of SAR (measured) = 2.18 W/kg

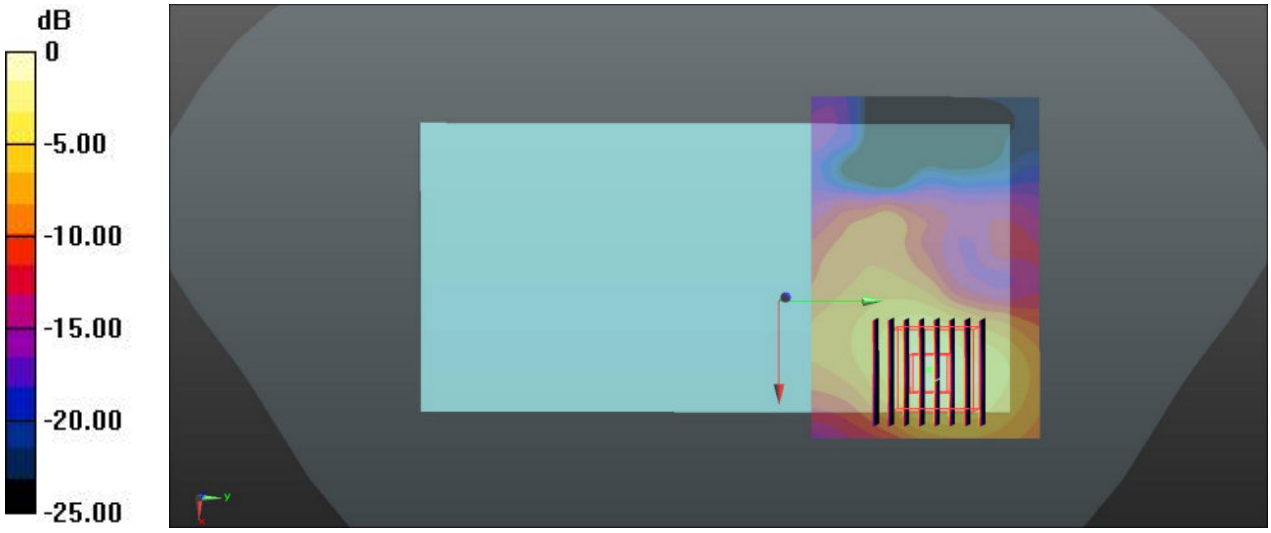

0 dB = 2.18 W/kg

Test Laboratory: Sporton International Inc. SAR/HAC Testing Lab Date: 2018/6/3

37 WLAN5GHz_802.11a 6Mbps_Back_10mm_Ch149_Ant 1+2

Communication System: UID 0, 802.11a (0); Frequency: 5745 MHz;Duty Cycle: 1:1.019
Medium: MSL_5G Medium parameters used: f = 5745 MHz; σ = 6.017 S/m; ε_r = 48.844; ρ = 1000 kg/m^3
Ambient Temperature：23.1 ℃; Liquid Temperature：22.7 ℃

DASY5 Configuration:
- Probe: EX3DV4 - SN3935; ConvF(4.64, 4.64, 4.64); Calibrated: 2017/12/14;
- Sensor-Surface: 1.4mm (Mechanical Surface Detection)
- Electronics: DAE4 Sn1358; Calibrated: 2018/4/19
- Phantom: SAM2; Type: QD000P40CD; Serial: TP:1754
- Measurement SW: DASY52, Version 52.8 (8); SEMCAD X Version 14.6.10 (7372)

Ch149/Area Scan (101x61x1): Interpolated grid: dx=1.000 mm, dy=1.000 mm
Maximum value of SAR (interpolated) = 2.83 W/kg

Ch149/Zoom Scan (8x8x7)/Cube 0: Measurement grid: dx=4mm, dy=4mm, dz=1.4mm
Reference Value = 3.785 V/m; Power Drift = -0.03 dB
Peak SAR (extrapolated) = 4.78 W/kg
SAR(1 g) = 1.1 W/kg; SAR(10 g) = 0.379 W/kg
Maximum value of SAR (measured) = 2.61 W/kg

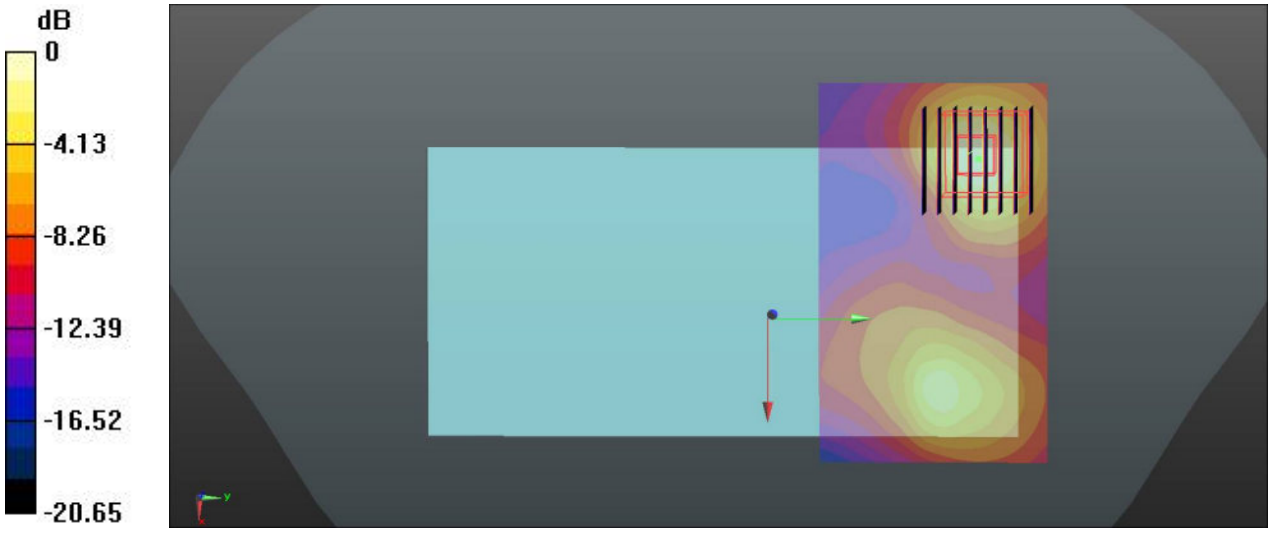

0 dB = 2.61 W/kg

Test Laboratory: Sporton International Inc. SAR/HAC Testing Lab Date: 2018/5/27

38_GSM850_GPRS (4 Tx slots)_Back_10mm_Ch251

Communication System: UID 0, GSM850 (0); Frequency: 848.8 MHz;Duty Cycle: 1:2.08
Medium: MSL_835 Medium parameters used: f = 848.8 MHz; σ = 1.01 S/m; ε_r = 56.172; ρ = 1000kg/m^3
Ambient Temperature：23.5 ℃; Liquid Temperature：22.5 ℃

DASY5 Configuration:
- Probe: EX3DV4 - SN3935; ConvF(10.33, 10.33, 10.33); Calibrated: 2017/12/14;
- Sensor-Surface: 1.4mm (Mechanical Surface Detection)
- Electronics: DAE4 Sn1358; Calibrated: 2018/4/19
- Phantom: SAM2; Type: QD000P40CD; Serial: TP:1754
- Measurement SW: DASY52, Version 52.8 (8); SEMCAD X Version 14.6.10 (7372)

Ch251/Area Scan (61x121x1): Interpolated grid: dx=1.500 mm, dy=1.500 mm
Maximum value of SAR (interpolated) = 0.687 W/kg

Ch251/Zoom Scan (6x5x7)/Cube 0: Measurement grid: dx=8mm, dy=8mm, dz=5mm
Reference Value = 27.00 V/m; Power Drift = -0.08 dB
Peak SAR (extrapolated) = 0.782 W/kg
SAR(1 g) = 0.549 W/kg; SAR(10 g) = 0.418 W/kg
Maximum value of SAR (measured) = 0.690 W/kg

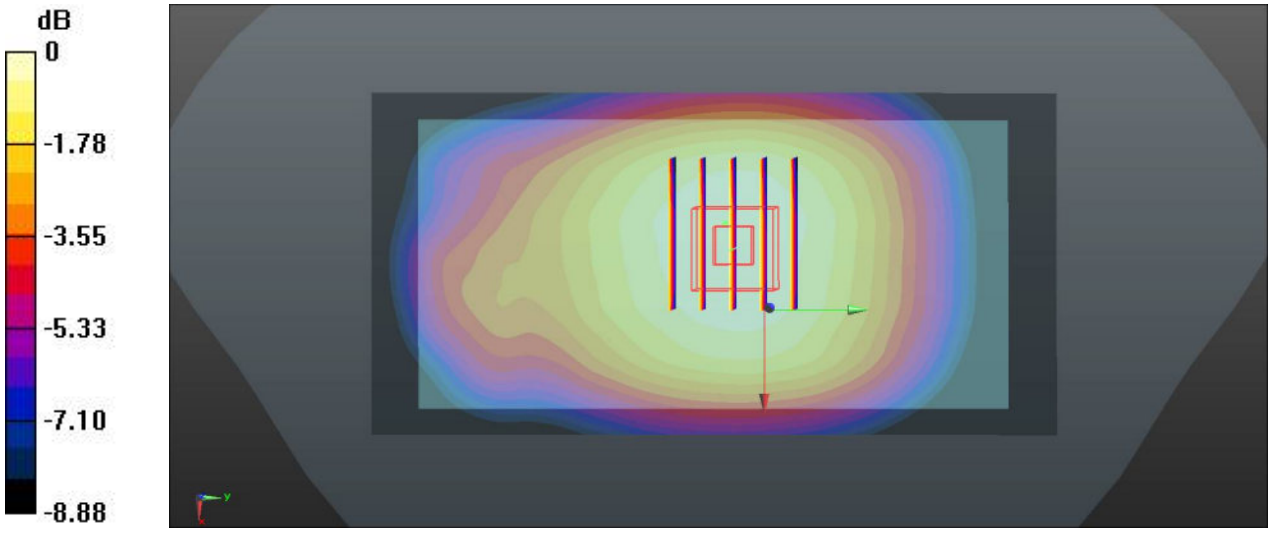

0 dB = 0.690 W/kg

Test Laboratory: Sporton International Inc. SAR/HAC Testing Lab Date: 2018/5/29

39_GSM1900_GPRS (3 Tx slots)_Back_10mm_Ch810_Reduced Power

Communication System: UID 0, PCS (0); Frequency: 1909.8 MHz;Duty Cycle: 1:2.77
Medium: MSL_1900 Medium parameters used: f = 1909.8 MHz; σ = 1.577 S/m; ε_r = 51.906; ρ = 1000kg/m^3
Ambient Temperature：23.5 ℃; Liquid Temperature：22.5 ℃

DASY5 Configuration:
- Probe: EX3DV4 - SN3935; ConvF(8.3, 8.3, 8.3); Calibrated: 2017/12/14;
- Sensor-Surface: 1.4mm (Mechanical Surface Detection)
- Electronics: DAE4 Sn1358; Calibrated: 2018/4/19
- Phantom: SAM1; Type: QD000P40CD; Serial: TP:1753
- Measurement SW: DASY52, Version 52.8 (8); SEMCAD X Version 14.6.10 (7372)

Ch810/Area Scan (61x61x1): Interpolated grid: dx=1.500 mm, dy=1.500 mm
Maximum value of SAR (interpolated) = 0.875 W/kg

Ch810/Zoom Scan (6x6x7)/Cube 0: Measurement grid: dx=8mm, dy=8mm, dz=5mm
Reference Value = 7.642 V/m; Power Drift = -0.13 dB
Peak SAR (extrapolated) = 1.15 W/kg
SAR(1 g) = 0.601 W/kg; SAR(10 g) = 0.303 W/kg
Maximum value of SAR (measured) = 0.847 W/kg

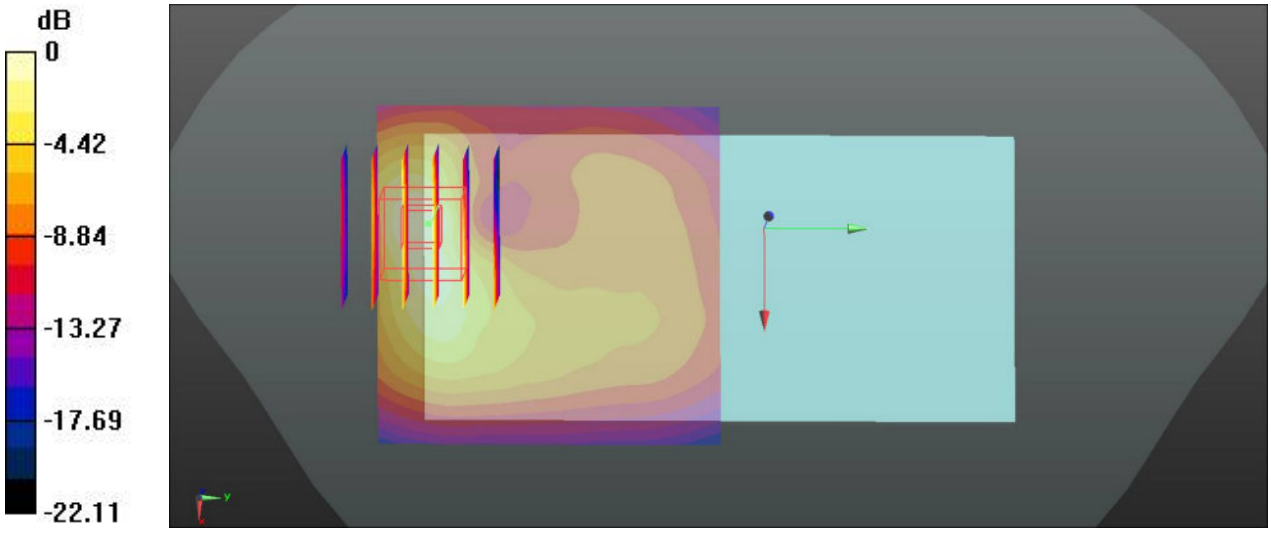

0 dB = 0.847 W/kg

Test Laboratory: Sporton International Inc. SAR/HAC Testing Lab Date: 2018/5/27

40_WCDMA V_RMC 12.2Kbps_Back_10mm_Ch4132

Communication System: UID 0, WCDMA (0); Frequency: 826.4 MHz;Duty Cycle: 1:1
Medium: MSL_835 Medium parameters used: f = 826.4 MHz; σ = 0.989 S/m; ε_r = 56.38; ρ = 1000 kg/m^3
Ambient Temperature：23.5 ℃; Liquid Temperature：22.5 ℃

DASY5 Configuration:
- Probe: EX3DV4 - SN3935; ConvF(10.33, 10.33, 10.33); Calibrated: 2017/12/14;
- Sensor-Surface: 1.4mm (Mechanical Surface Detection)
- Electronics: DAE4 Sn1358; Calibrated: 2018/4/19
- Phantom: SAM2; Type: QD000P40CD; Serial: TP:1754
- Measurement SW: DASY52, Version 52.8 (8); SEMCAD X Version 14.6.10 (7372)

Ch4132/Area Scan (61x121x1): Interpolated grid: dx=1.500 mm, dy=1.500 mm
Maximum value of SAR (interpolated) = 0.516 W/kg

Ch4132/Zoom Scan (6x6x7)/Cube 0: Measurement grid: dx=8mm, dy=8mm, dz=5mm
Reference Value = 23.38 V/m; Power Drift = -0.07 dB
Peak SAR (extrapolated) = 0.586 W/kg
SAR(1 g) = 0.413 W/kg; SAR(10 g) = 0.316 W/kg
Maximum value of SAR (measured) = 0.515 W/kg

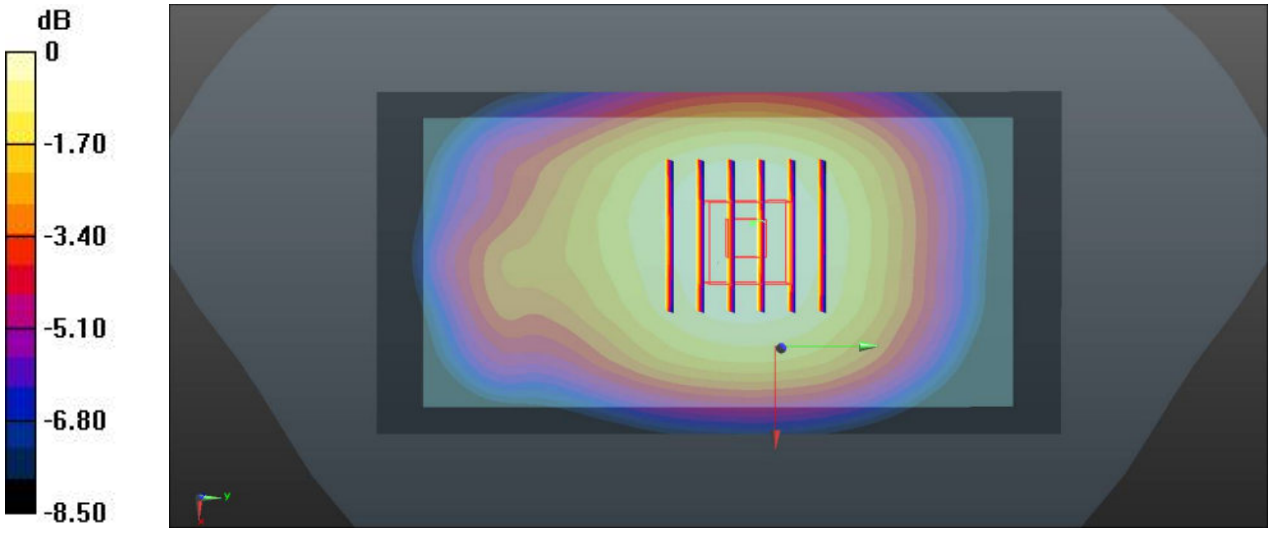

0 dB = 0.515 W/kg