<Top Antenna—Slide Close>

WWAN Band		Exposure Position	1	2	3	4	5	6	1+3 Summed 1g SAR (W/kg)	1+2+5 Summed 1g SAR (W/kg)	1+4+6 Summed 1g SAR (W/kg)
			WWAN	2.4GHz WLAN Ant 1	2.4GHz WLAN Ant 1+2	5GHz WLAN Ant 1+2	5GHz WLAN Ant 2	Bluetooth Ant 1			
			1g SAR (W/kg)	1g SAR (W/kg)	1g SAR (W/kg)	1g SAR (W/kg)	1g SAR (W/kg)	1g SAR (W/kg)			
GSM	GSM850	Right Cheek	0.571	0.220	0.421	0.300	0.020	0.136	0.99	0.81	1.01
		Right Tilted	0.537	0.220	0.153	0.300	0.011	0.130	0.69	0.77	0.97
		Left Cheek	1.023	0.220	0.122	0.300	0.020	0.071	1.15	1.26	1.39
		Left Tilted	0.890	0.220	0.116	0.300	0.020	0.065	1.01	1.13	1.26
	GSM1900	Right Cheek	0.365	0.220	0.421	0.300	0.020	0.136	0.79	0.61	0.80
		Right Tilted	0.232	0.220	0.153	0.300	0.011	0.130	0.39	0.46	0.66
		Left Cheek	0.736	0.220	0.122	0.300	0.020	0.071	0.86	0.98	1.11
		Left Tilted	0.486	0.220	0.116	0.300	0.020	0.065	0.60	0.73	0.85
WCDMA	Band V	Right Cheek	0.635	0.220	0.421	0.300	0.020	0.136	1.06	0.88	1.07
		Right Tilted	0.639	0.220	0.153	0.300	0.011	0.130	0.79	0.87	1.07
		Left Cheek	1.065	0.220	0.122	0.300	0.020	0.071	1.19	1.31	1.44
		Left Tilted	1.137	0.220	0.116	0.300	0.020	0.065	1.25	1.38	1.50
	Band II	Right Cheek	0.452	0.220	0.421	0.300	0.020	0.136	0.87	0.69	0.89
		Right Tilted	0.388	0.220	0.153	0.300	0.011	0.130	0.54	0.62	0.82
		Left Cheek	1.013	0.220	0.122	0.300	0.020	0.071	1.14	1.25	1.38
		Left Tilted	0.632	0.220	0.116	0.300	0.020	0.065	0.75	0.87	1.00
	Band IV	Right Cheek	0.227	0.220	0.421	0.300	0.020	0.136	0.65	0.47	0.66
		Right Tilted	0.283	0.220	0.153	0.300	0.011	0.130	0.44	0.51	0.71
		Left Cheek	0.711	0.220	0.122	0.300	0.020	0.071	0.83	0.95	1.08
		Left Tilted	0.901	0.220	0.116	0.300	0.020	0.065	1.02	1.14	1.27
CDMA	BC0	Right Cheek	0.679	0.220	0.421	0.300	0.020	0.136	1.10	0.92	1.12
		Right Tilted	0.573	0.220	0.153	0.300	0.011	0.130	0.73	0.80	1.00
		Left Cheek	1.078	0.220	0.122	0.300	0.020	0.071	1.20	1.32	1.45
		Left Tilted	1.079	0.220	0.116	0.300	0.020	0.065	1.20	1.32	1.44

WWAN Band		Exposure Position	1	2	3	4	5	6	1+3 Summed 1g SAR (W/kg)	1+2+5 Summed 1g SAR (W/kg)	1+4+6 Summed 1g SAR (W/kg)
			WWAN	2.4GHz WLAN Ant 1	2.4GHz WLAN Ant 1+2	5GHz WLAN Ant 1+2	5GHz WLAN Ant 2	Bluetooth Ant 1			
			1g SAR (W/kg)	1g SAR (W/kg)	1g SAR (W/kg)	1g SAR (W/kg)	1g SAR (W/kg)	1g SAR (W/kg)			
LTE	Band 5	Right Cheek	0.690	0.220	0.421	0.300	0.020	0.136	1.11	0.93	1.13
		Right Tilted	0.720	0.220	0.153	0.300	0.011	0.130	0.87	0.95	1.15
		Left Cheek	1.116	0.220	0.122	0.300	0.020	0.071	1.24	1.36	1.49
		Left Tilted	1.178	0.220	0.116	0.300	0.020	0.065	1.29	1.42	1.54
	Band 2	Right Cheek	0.440	0.220	0.421	0.300	0.020	0.136	0.86	0.68	0.88
		Right Tilted	0.447	0.220	0.153	0.300	0.011	0.130	0.60	0.68	0.88
		Left Cheek	1.116	0.220	0.122	0.300	0.020	0.071	1.24	1.36	1.49
		Left Tilted	0.903	0.220	0.116	0.300	0.020	0.065	1.02	1.14	1.27
	Band 4	Right Cheek	0.221	0.220	0.421	0.300	0.020	0.136	0.64	0.46	0.66
		Right Tilted	0.244	0.220	0.153	0.300	0.011	0.130	0.40	0.48	0.67
		Left Cheek	0.730	0.220	0.122	0.300	0.020	0.071	0.85	0.97	1.10
		Left Tilted	1.084	0.220	0.116	0.300	0.020	0.065	1.20	1.32	1.45
	Band 7	Right Cheek	0.316	0.220	0.421	0.300	0.020	0.136	0.74	0.56	0.75
		Right Tilted	0.310	0.220	0.153	0.300	0.011	0.130	0.46	0.54	0.74
		Left Cheek	1.182	0.220	0.122	0.300	0.020	0.071	1.30	1.42	1.55
		Left Tilted	0.976	0.220	0.116	0.300	0.020	0.065	1.09	1.22	1.34
	Band 41	Right Cheek	0.364	0.220	0.421	0.300	0.020	0.136	0.79	0.60	0.80
		Right Tilted	0.467	0.220	0.153	0.300	0.011	0.130	0.62	0.70	0.90
		Left Cheek	1.191	0.220	0.122	0.300	0.020	0.071	1.31	1.43	1.56
		Left Tilted	1.119	0.220	0.116	0.300	0.020	0.065	1.24	1.36	1.48

<Bottom Antenna—Slide Open>

WWAN Band		Exposure Position	1	2	3	4	5	6	1+3 Summed 1g SAR (W/kg)	1+2+5 Summed 1g SAR (W/kg)	1+4+6 Summed 1g SAR (W/kg)
			WWAN	2.4GHz WLAN Ant 1	2.4GHz WLAN Ant 1+2	5GHz WLAN Ant 1+2	5GHz WLAN Ant 2	Bluetooth Ant 1			
			1g SAR (W/kg)	1g SAR (W/kg)	1g SAR (W/kg)	1g SAR (W/kg)	1g SAR (W/kg)	1g SAR (W/kg)			
GSM	GSM850	Right Cheek	0.028	0.658	0.794	0.640	0.085	0.330	0.82	0.77	1.00
		Right Tilted	0.013	0.357	0.399	0.394	0.085	0.327	0.41	0.46	0.73
		Left Cheek	0.025	0.174	0.255	0.256	0.085	0.104	0.28	0.28	0.39
		Left Tilted	0.008	0.123	0.187	0.224	0.085	0.090	0.20	0.22	0.32
	GSM1900	Right Cheek	0.012	0.658	0.794	0.640	0.085	0.330	0.81	0.76	0.98
		Right Tilted	0.013	0.357	0.399	0.394	0.085	0.327	0.41	0.46	0.73
		Left Cheek	0.014	0.174	0.255	0.256	0.085	0.104	0.27	0.27	0.37
		Left Tilted	0.017	0.123	0.187	0.224	0.085	0.090	0.20	0.23	0.33
WCDMA	Band V	Right Cheek	0.021	0.658	0.794	0.640	0.085	0.330	0.82	0.76	0.99
		Right Tilted	0.008	0.357	0.399	0.394	0.085	0.327	0.41	0.45	0.73
		Left Cheek	0.026	0.174	0.255	0.256	0.085	0.104	0.28	0.29	0.39
		Left Tilted	0.011	0.123	0.187	0.224	0.085	0.090	0.20	0.22	0.33
	Band II	Right Cheek	0.027	0.658	0.794	0.640	0.085	0.330	0.82	0.77	1.00
		Right Tilted	0.022	0.357	0.399	0.394	0.085	0.327	0.42	0.46	0.74
		Left Cheek	0.013	0.174	0.255	0.256	0.085	0.104	0.27	0.27	0.37
		Left Tilted	0.024	0.123	0.187	0.224	0.085	0.090	0.21	0.23	0.34
	Band IV	Right Cheek	0.057	0.658	0.794	0.640	0.085	0.330	0.85	0.80	1.03
		Right Tilted	0.049	0.357	0.399	0.394	0.085	0.327	0.45	0.49	0.77
		Left Cheek	0.044	0.174	0.255	0.256	0.085	0.104	0.30	0.30	0.40
		Left Tilted	0.041	0.123	0.187	0.224	0.085	0.090	0.23	0.25	0.36
CDMA	BC0	Right Cheek	0.024	0.658	0.794	0.640	0.085	0.330	0.82	0.77	0.99
		Right Tilted	0.010	0.357	0.399	0.394	0.085	0.327	0.41	0.45	0.73
		Left Cheek	0.016	0.174	0.255	0.256	0.085	0.104	0.27	0.28	0.38
		Left Tilted	0.009	0.123	0.187	0.224	0.085	0.090	0.20	0.22	0.32

WWAN Band		Exposure Position	1	2	3	4	5	6	1+3 Summed 1g SAR (W/kg)	1+2+5 Summed 1g SAR (W/kg)	1+4+6 Summed 1g SAR (W/kg)
			WWAN	2.4GHz WLAN Ant 1	2.4GHz WLAN Ant 1+2	5GHz WLAN Ant 1+2	5GHz WLAN Ant 2	Bluetooth Ant 1			
			1g SAR (W/kg)	1g SAR (W/kg)	1g SAR (W/kg)	1g SAR (W/kg)	1g SAR (W/kg)	1g SAR (W/kg)			
LTE	Band 5	Right Cheek	0.022	0.658	0.794	0.640	0.085	0.330	0.82	0.77	0.99
		Right Tilted	0.013	0.357	0.399	0.394	0.085	0.327	0.41	0.46	0.73
		Left Cheek	0.023	0.174	0.255	0.256	0.085	0.104	0.28	0.28	0.38
		Left Tilted	0.013	0.123	0.187	0.224	0.085	0.090	0.20	0.22	0.33
	Band 2	Right Cheek	0.018	0.658	0.794	0.640	0.085	0.330	0.81	0.76	0.99
		Right Tilted	0.014	0.357	0.399	0.394	0.085	0.327	0.41	0.46	0.74
		Left Cheek	0.015	0.174	0.255	0.256	0.085	0.104	0.27	0.27	0.38
		Left Tilted	0.017	0.123	0.187	0.224	0.085	0.090	0.20	0.23	0.33
	Band 4	Right Cheek	0.043	0.658	0.794	0.640	0.085	0.330	0.84	0.79	1.01
		Right Tilted	0.044	0.357	0.399	0.394	0.085	0.327	0.44	0.49	0.77
		Left Cheek	0.049	0.174	0.255	0.256	0.085	0.104	0.30	0.31	0.41
		Left Tilted	0.043	0.123	0.187	0.224	0.085	0.090	0.23	0.25	0.36
	Band 7	Right Cheek	0.215	0.658	0.794	0.640	0.085	0.330	1.01	0.96	1.19
		Right Tilted	0.073	0.357	0.399	0.394	0.085	0.327	0.47	0.52	0.79
		Left Cheek	0.493	0.174	0.255	0.256	0.085	0.104	0.75	0.75	0.85
		Left Tilted	0.134	0.123	0.187	0.224	0.085	0.090	0.32	0.34	0.45
	Band 41	Right Cheek	0.082	0.658	0.794	0.640	0.085	0.330	0.88	0.83	1.05
		Right Tilted	0.049	0.357	0.399	0.394	0.085	0.327	0.45	0.49	0.77
		Left Cheek	0.363	0.174	0.255	0.256	0.085	0.104	0.62	0.62	0.72
		Left Tilted	0.111	0.123	0.187	0.224	0.085	0.090	0.30	0.32	0.43

<Bottom Antenna—Slide Close>

WWAN Band		Exposure Position	1	2	3	4	5	6	1+3 Summed 1g SAR (W/kg)	1+2+5 Summed 1g SAR (W/kg)	1+4+6 Summed 1g SAR (W/kg)
			WWAN	2.4GHz WLAN Ant 1	2.4GHz WLAN Ant 1+2	5GHz WLAN Ant 1+2	5GHz WLAN Ant 2	Bluetooth Ant 1			
			1g SAR (W/kg)	1g SAR (W/kg)	1g SAR (W/kg)	1g SAR (W/kg)	1g SAR (W/kg)	1g SAR (W/kg)			
GSM	GSM850	Right Cheek	0.119	0.220	0.421	0.300	0.020	0.136	0.54	0.36	0.56
		Right Tilted	0.055	0.220	0.153	0.300	0.011	0.130	0.21	0.29	0.49
		Left Cheek	0.173	0.220	0.122	0.300	0.020	0.071	0.30	0.41	0.54
		Left Tilted	0.153	0.220	0.116	0.300	0.020	0.065	0.27	0.39	0.52
	GSM1900	Right Cheek	0.027	0.220	0.421	0.300	0.020	0.136	0.45	0.27	0.46
		Right Tilted	0.026	0.220	0.153	0.300	0.011	0.130	0.18	0.26	0.46
		Left Cheek	0.031	0.220	0.122	0.300	0.020	0.071	0.15	0.27	0.40
		Left Tilted	0.023	0.220	0.116	0.300	0.020	0.065	0.14	0.26	0.39
WCDMA	Band V	Right Cheek	0.233	0.220	0.421	0.300	0.020	0.136	0.65	0.47	0.67
		Right Tilted	0.090	0.220	0.153	0.300	0.011	0.130	0.24	0.32	0.52
		Left Cheek	0.191	0.220	0.122	0.300	0.020	0.071	0.31	0.43	0.56
		Left Tilted	0.092	0.220	0.116	0.300	0.020	0.065	0.21	0.33	0.46
	Band II	Right Cheek	0.046	0.220	0.421	0.300	0.020	0.136	0.47	0.29	0.48
		Right Tilted	0.021	0.220	0.153	0.300	0.011	0.130	0.17	0.25	0.45
		Left Cheek	0.085	0.220	0.122	0.300	0.020	0.071	0.21	0.33	0.46
		Left Tilted	0.064	0.220	0.116	0.300	0.020	0.065	0.18	0.30	0.43
	Band IV	Right Cheek	0.029	0.220	0.421	0.300	0.020	0.136	0.45	0.27	0.47
		Right Tilted	0.017	0.220	0.153	0.300	0.011	0.130	0.17	0.25	0.45
		Left Cheek	0.133	0.220	0.122	0.300	0.020	0.071	0.26	0.37	0.50
		Left Tilted	0.080	0.220	0.116	0.300	0.020	0.065	0.20	0.32	0.45
CDMA	BC0	Right Cheek	0.280	0.220	0.421	0.300	0.020	0.136	0.70	0.52	0.72
		Right Tilted	0.122	0.220	0.153	0.300	0.011	0.130	0.28	0.35	0.55
		Left Cheek	0.201	0.220	0.122	0.300	0.020	0.071	0.32	0.44	0.57
		Left Tilted	0.101	0.220	0.116	0.300	0.020	0.065	0.22	0.34	0.47

WWAN Band		Exposure Position	1	2	3	4	5	6	1+3 Summed 1g SAR (W/kg)	1+2+5 Summed 1g SAR (W/kg)	1+4+6 Summed 1g SAR (W/kg)
			WWAN	2.4GHz WLAN Ant 1	2.4GHz WLAN Ant 1+2	5GHz WLAN Ant 1+2	5GHz WLAN Ant 2	Bluetooth Ant 1			
			1g SAR (W/kg)	1g SAR (W/kg)	1g SAR (W/kg)	1g SAR (W/kg)	1g SAR (W/kg)	1g SAR (W/kg)			
LTE	Band 5	Right Cheek	0.205	0.220	0.421	0.300	0.020	0.136	0.63	0.45	0.64
		Right Tilted	0.088	0.220	0.153	0.300	0.011	0.130	0.24	0.32	0.52
		Left Cheek	0.190	0.220	0.122	0.300	0.020	0.071	0.31	0.43	0.56
		Left Tilted	0.077	0.220	0.116	0.300	0.020	0.065	0.19	0.32	0.44
	Band 2	Right Cheek	0.042	0.220	0.421	0.300	0.020	0.136	0.46	0.28	0.48
		Right Tilted	0.051	0.220	0.153	0.300	0.011	0.130	0.20	0.28	0.48
		Left Cheek	0.042	0.220	0.122	0.300	0.020	0.071	0.16	0.28	0.41
		Left Tilted	0.034	0.220	0.116	0.300	0.020	0.065	0.15	0.27	0.40
	Band 4	Right Cheek	0.093	0.220	0.421	0.300	0.020	0.136	0.51	0.33	0.53
		Right Tilted	0.089	0.220	0.153	0.300	0.011	0.130	0.24	0.32	0.52
		Left Cheek	0.104	0.220	0.122	0.300	0.020	0.071	0.23	0.34	0.48
		Left Tilted	0.104	0.220	0.116	0.300	0.020	0.065	0.22	0.34	0.47
	Band 7	Right Cheek	0.158	0.220	0.421	0.300	0.020	0.136	0.58	0.40	0.59
		Right Tilted	0.220	0.220	0.153	0.300	0.011	0.130	0.37	0.45	0.65
		Left Cheek	0.284	0.220	0.122	0.300	0.020	0.071	0.41	0.52	0.66
		Left Tilted	0.308	0.220	0.116	0.300	0.020	0.065	0.42	0.55	0.67
	Band 41	Right Cheek	0.130	0.220	0.421	0.300	0.020	0.136	0.55	0.37	0.57
		Right Tilted	0.148	0.220	0.153	0.300	0.011	0.130	0.30	0.38	0.58
		Left Cheek	0.271	0.220	0.122	0.300	0.020	0.071	0.39	0.51	0.64
		Left Tilted	0.331	0.220	0.116	0.300	0.020	0.065	0.45	0.57	0.70

16.2 Hotspot Exposure Conditions

<Top Antenna—Slide Open>

WWAN Band		Exposure Position	1	2	3	4	5	6	1+3 Summed 1g SAR (W/kg)	1+2+5 Summed 1g SAR (W/kg)	1+4+6 Summed 1g SAR (W/kg)
			WWAN	2.4GHz WLAN Ant 1	2.4GHz WLAN Ant 1+2	5GHz WLAN Ant 1+2	5GHz WLAN Ant 2	Bluetooth Ant 1			
			1g SAR (W/kg)	1g SAR (W/kg)	1g SAR (W/kg)	1g SAR (W/kg)	1g SAR (W/kg)	1g SAR (W/kg)			
GSM	GSM850	Front	0.377	0.384	0.707	0.229	0.109	0.066	1.08	0.87	0.67
		Back	0.475	0.211	0.707	0.654	0.109	0.066	1.18	0.80	1.20
		Left side		0.384	0.521	0.342	0.109	0.066	0.52	0.49	0.41
		Right side	0.273						0.27	0.27	0.27
		Top side	0.359	0.384	0.707	0.654	0.109	0.066	1.07	0.85	1.08
	GSM1900	Front	0.195	0.384	0.707	0.229	0.109	0.066	0.90	0.69	0.49
		Back	0.254	0.211	0.707	0.654	0.109	0.066	0.96	0.57	0.97
		Left side		0.384	0.521	0.342	0.109	0.066	0.52	0.49	0.41
		Right side	0.236						0.24	0.24	0.24
		Top side	0.309	0.384	0.707	0.654	0.109	0.066	1.02	0.80	1.03
WCDMA	Band V	Front	0.564	0.384	0.707	0.229	0.109	0.066	1.27	1.06	0.86
		Back	0.593	0.211	0.707	0.654	0.109	0.066	1.30	0.91	1.31
		Left side		0.384	0.521	0.342	0.109	0.066	0.52	0.49	0.41
		Right side	0.372						0.37	0.37	0.37
		Top side	0.481	0.384	0.707	0.654	0.109	0.066	1.19	0.97	1.20
	Band II	Front	0.399	0.384	0.707	0.229	0.109	0.066	1.11	0.89	0.69
		Back	0.442	0.211	0.707	0.654	0.109	0.066	1.15	0.76	1.16
		Left side		0.384	0.521	0.342	0.109	0.066	0.52	0.49	0.41
		Right side	0.385						0.39	0.39	0.39
		Top side	0.519	0.384	0.707	0.654	0.109	0.066	1.23	1.01	1.24
	Band IV	Front	0.212	0.384	0.707	0.229	0.109	0.066	0.92	0.71	0.51
		Back	0.264	0.211	0.707	0.654	0.109	0.066	0.97	0.58	0.98
		Left side		0.384	0.521	0.342	0.109	0.066	0.52	0.49	0.41
		Right side	0.151						0.15	0.15	0.15
		Top side	0.251	0.384	0.707	0.654	0.109	0.066	0.96	0.74	0.97
CDMA	BC0	Front	0.820	0.384	0.707	0.229	0.109	0.066	1.53	1.31	1.12
		Back	0.845	0.211	0.707	0.654	0.109	0.066	1.55	1.17	1.57
		Left side		0.384	0.521	0.342	0.109	0.066	0.52	0.49	0.41
		Right side	0.464						0.46	0.46	0.46
		Top side	0.623	0.384	0.707	0.654	0.109	0.066	1.33	1.12	1.34

WWAN Band		Exposure Position	1	2	3	4	5	6	1+3 Summed 1g SAR (W/kg)	1+2+5 Summed 1g SAR (W/kg)	1+4+6 Summed 1g SAR (W/kg)
			WWAN	2.4GHz WLAN Ant 1	2.4GHz WLAN Ant 1+2	5GHz WLAN Ant 1+2	5GHz WLAN Ant 2	Bluetooth Ant 1			
			1g SAR (W/kg)	1g SAR (W/kg)	1g SAR (W/kg)	1g SAR (W/kg)	1g SAR (W/kg)	1g SAR (W/kg)			
LTE	Band 5	Front	0.530	0.384	0.707	0.229	0.109	0.066	1.24	1.02	0.83
		Back	0.560	0.211	0.707	0.654	0.109	0.066	1.27	0.88	1.28
		Left side		0.384	0.521	0.342	0.109	0.066	0.52	0.49	0.41
		Right side	0.295						0.30	0.30	0.30
		Top side	0.506	0.384	0.707	0.654	0.109	0.066	1.21	1.00	1.23
	Band 2	Front	0.420	0.384	0.707	0.229	0.109	0.066	1.13	0.91	0.72
		Back	0.431	0.211	0.707	0.654	0.109	0.066	1.14	0.75	1.15
		Left side		0.384	0.521	0.342	0.109	0.066	0.52	0.49	0.41
		Right side	0.352						0.35	0.35	0.35
		Top side	0.469	0.384	0.707	0.654	0.109	0.066	1.18	0.96	1.19
	Band 4	Front	0.198	0.384	0.707	0.229	0.109	0.066	0.91	0.69	0.49
		Back	0.275	0.211	0.707	0.654	0.109	0.066	0.98	0.60	1.00
		Left side		0.384	0.521	0.342	0.109	0.066	0.52	0.49	0.41
		Right side	0.158						0.16	0.16	0.16
		Top side	0.245	0.384	0.707	0.654	0.109	0.066	0.95	0.74	0.97
	Band 7	Front	0.566	0.384	0.707	0.229	0.109	0.066	1.27	1.06	0.86
		Back	0.621	0.211	0.707	0.654	0.109	0.066	1.33	0.94	1.34
		Left side		0.384	0.521	0.342	0.109	0.066	0.52	0.49	0.41
		Right side	1.149						1.15	1.15	1.15
		Top side	0.853	0.384	0.707	0.654	0.109	0.066	**1.56**	1.35	1.57
	Band 41	Front	0.592	0.384	0.707	0.229	0.109	0.066	1.30	1.09	0.89
		Back	0.798	0.211	0.707	0.654	0.109	0.066	1.51	1.12	1.52
		Left side		0.384	0.521	0.342	0.109	0.066	0.52	0.49	0.41
		Right side	1.194						1.19	1.19	1.19
		Top side	0.598	0.384	0.707	0.654	0.109	0.066	1.31	1.09	1.32

<Top Antenna—Slide Close>

WWAN Band		Exposure Position	1	2	3	4	5	6	1+3 Summed 1g SAR (W/kg)	1+2+5 Summed 1g SAR (W/kg)	1+4+6 Summed 1g SAR (W/kg)
			WWAN	2.4GHz WLAN Ant 1	2.4GHz WLAN Ant 1+2	5GHz WLAN Ant 1+2	5GHz WLAN Ant 2	Bluetooth Ant 1			
			1g SAR (W/kg)	1g SAR (W/kg)	1g SAR (W/kg)	1g SAR (W/kg)	1g SAR (W/kg)	1g SAR (W/kg)			
GSM	GSM850	Front	0.291	0.224	0.680	0.131	0.240	0.048	0.97	0.76	0.47
		Back	0.576	0.140	0.680	0.675	0.240	0.048	1.26	0.96	1.30
		Left side		0.224	0.356	0.334	0.240	0.048	0.36	0.46	0.38
		Right side	0.302						0.30	0.30	0.30
		Top side	0.433	0.224	0.680	0.675	0.240	0.048	1.11	0.90	1.16
	GSM1900	Front	0.130	0.224	0.680	0.131	0.240	0.048	0.81	0.59	0.31
		Back	0.201	0.140	0.680	0.675	0.240	0.048	0.88	0.58	0.92
		Left side		0.224	0.356	0.334	0.240	0.048	0.36	0.46	0.38
		Right side	0.195						0.20	0.20	0.20
		Top side	0.263	0.224	0.680	0.675	0.240	0.048	0.94	0.73	0.99
WCDMA	Band V	Front	0.382	0.224	0.680	0.131	0.240	0.048	1.06	0.85	0.56
		Back	0.783	0.140	0.680	0.675	0.240	0.048	1.46	1.16	1.51
		Left side		0.224	0.356	0.334	0.240	0.048	0.36	0.46	0.38
		Right side	0.313						0.31	0.31	0.31
		Top side	0.619	0.224	0.680	0.675	0.240	0.048	1.30	1.08	1.34
	Band II	Front	0.225	0.224	0.680	0.131	0.240	0.048	0.91	0.69	0.40
		Back	0.341	0.140	0.680	0.675	0.240	0.048	1.02	0.72	1.06
		Left side		0.224	0.356	0.334	0.240	0.048	0.36	0.46	0.38
		Right side	0.334						0.33	0.33	0.33
		Top side	0.435	0.224	0.680	0.675	0.240	0.048	1.12	0.90	1.16
	Band IV	Front	0.104	0.224	0.680	0.131	0.240	0.048	0.78	0.57	0.28
		Back	0.210	0.140	0.680	0.675	0.240	0.048	0.89	0.59	0.93
		Left side		0.224	0.356	0.334	0.240	0.048	0.36	0.46	0.38
		Right side	0.115						0.12	0.12	0.12
		Top side	0.209	0.224	0.680	0.675	0.240	0.048	0.89	0.67	0.93
CDMA	BC0	Front	0.404	0.224	0.680	0.131	0.240	0.048	1.08	0.87	0.58
		Back	0.776	0.140	0.680	0.675	0.240	0.048	1.46	1.16	1.50
		Left side		0.224	0.356	0.334	0.240	0.048	0.36	0.46	0.38
		Right side	0.336						0.34	0.34	0.34
		Top side	0.594	0.224	0.680	0.675	0.240	0.048	1.27	1.06	1.32

WWAN Band		Exposure Position	1	2	3	4	5	6	1+3 Summed 1g SAR (W/kg)	1+2+5 Summed 1g SAR (W/kg)	1+4+6 Summed 1g SAR (W/kg)
			WWAN	2.4GHz WLAN Ant 1	2.4GHz WLAN Ant 1+2	5GHz WLAN Ant 1+2	5GHz WLAN Ant 2	Bluetooth Ant 1			
			1g SAR (W/kg)	1g SAR (W/kg)	1g SAR (W/kg)	1g SAR (W/kg)	1g SAR (W/kg)	1g SAR (W/kg)			
LTE	Band 5	Front	0.379	0.224	0.680	0.131	0.240	0.048	1.06	0.84	0.56
		Back	0.632	0.140	0.680	0.675	0.240	0.048	1.31	1.01	1.36
		Left side		0.224	0.356	0.334	0.240	0.048	0.36	0.46	0.38
		Right side	0.310						0.31	0.31	0.31
		Top side	0.588	0.224	0.680	0.675	0.240	0.048	1.27	1.05	1.31
	Band 2	Front	0.199	0.224	0.680	0.131	0.240	0.048	0.88	0.66	0.38
		Back	0.359	0.140	0.680	0.675	0.240	0.048	1.04	0.74	1.08
		Left side		0.224	0.356	0.334	0.240	0.048	0.36	0.46	0.38
		Right side	0.307						0.31	0.31	0.31
		Top side	0.445	0.224	0.680	0.675	0.240	0.048	1.13	0.91	1.17
	Band 4	Front	0.078	0.224	0.680	0.131	0.240	0.048	0.76	0.54	0.26
		Back	0.227	0.140	0.680	0.675	0.240	0.048	0.91	0.61	0.95
		Left side		0.224	0.356	0.334	0.240	0.048	0.36	0.46	0.38
		Right side	0.113						0.11	0.11	0.11
		Top side	0.196	0.224	0.680	0.675	0.240	0.048	0.88	0.66	0.92
	Band 7	Front	0.620	0.224	0.680	0.131	0.240	0.048	1.30	1.08	0.80
		Back	0.638	0.140	0.680	0.675	0.240	0.048	1.32	1.02	1.36
		Left side		0.224	0.356	0.334	0.240	0.048	0.36	0.46	0.38
		Right side	1.180						1.18	1.18	1.18
		Top side	0.748	0.224	0.680	0.675	0.240	0.048	1.43	1.21	1.47
	Band 41	Front	0.384	0.224	0.680	0.131	0.240	0.048	1.06	0.85	0.56
		Back	0.473	0.140	0.680	0.675	0.240	0.048	1.15	0.85	1.20
		Left side		0.224	0.356	0.334	0.240	0.048	0.36	0.46	0.38
		Right side	0.884						0.88	0.88	0.88
		Top side	0.413	0.224	0.680	0.675	0.240	0.048	1.09	0.88	1.14

<Bottom Antenna—Slide Open>

WWAN Band		Exposure Position	1	2	3	4	5	6	1+3			1+2+5	1+4+6		
			WWAN	2.4GHz WLAN Ant 1	2.4GHz WLAN Ant 1+2	5GHz WLAN Ant 1+2	5GHz WLAN Ant 2	Bluetooth Ant 1	Summed 1g SAR (W/kg)	SPLSR	Case No	Summed 1g SAR (W/kg)	Summed 1g SAR (W/kg)	SPLSR	Case No
			1g SAR (W/kg)	1g SAR (W/kg)	1g SAR (W/kg)	1g SAR (W/kg)	1g SAR (W/kg)	1g SAR (W/kg)							
GSM	GSM850	Front	0.049	0.384	0.707	0.229	0.109	0.066	0.76			0.54	0.34		
		Back	0.197	0.211	0.707	0.654	0.109	0.066	0.90			0.52	0.92		
		Left side	0.005	0.384	0.521	0.342	0.109	0.066	0.53			0.50	0.41		
		Right side	0.017						0.02			0.02	0.02		
		Top side		0.384	0.707	0.654	0.109	0.066	0.71			0.49	0.72		
		Bottom side	0.007						0.01			0.01	0.01		
	GSM1900	Front	0.028	0.384	0.707	0.229	0.109	0.066	0.74			0.52	0.32		
		Back	0.379	0.211	0.707	0.654	0.109	0.066	1.09			0.70	1.10		
		Left side	0.023	0.384	0.521	0.342	0.109	0.066	0.54			0.52	0.43		
		Right side	0.010						0.01			0.01	0.01		
		Top side		0.384	0.707	0.654	0.109	0.066	0.71			0.49	0.72		
		Bottom side	0.014						0.01			0.01	0.01		
WCDMA	Band V	Front	0.027	0.384	0.707	0.229	0.109	0.066	0.73			0.52	0.32		
		Back	0.497	0.211	0.707	0.654	0.109	0.066	1.20			0.82	1.22		
		Left side	0.008	0.384	0.521	0.342	0.109	0.066	0.53			0.50	0.42		
		Right side	0.049						0.05			0.05	0.05		
		Top side		0.384	0.707	0.654	0.109	0.066	0.71			0.49	0.72		
		Bottom side	0.182						0.18			0.18	0.18		
	Band II	Front	0.056	0.384	0.707	0.229	0.109	0.066	0.76			0.55	0.35		
		Back	0.676	0.211	0.707	0.654	0.109	0.066	1.38			1.00	1.40		
		Left side	0.066	0.384	0.521	0.342	0.109	0.066	0.59			0.56	0.47		
		Right side	0.017						0.02			0.02	0.02		
		Top side		0.384	0.707	0.654	0.109	0.066	0.71			0.49	0.72		
		Bottom side	0.199						0.20			0.20	0.20		
	Band IV	Front	0.063	0.384	0.707	0.229	0.109	0.066	0.77			0.56	0.36		
		Back	1.130	0.211	0.707	0.654	0.109	0.066	**1.84**	**0.02**	**#01**	1.45	**1.85**	**0.02**	**#02**
		Left side	0.057	0.384	0.521	0.342	0.109	0.066	0.58			0.55	0.47		
		Right side	0.054						0.05			0.05	0.05		
		Top side		0.384	0.707	0.654	0.109	0.066	0.71			0.49	0.72		
		Bottom side	0.249						0.25			0.25	0.25		
CDMA	BC0	Front	0.016	0.384	0.707	0.229	0.109	0.066	0.72			0.51	0.31		
		Back	0.160	0.211	0.707	0.654	0.109	0.066	0.87			0.48	0.88		
		Left side	0.005	0.384	0.521	0.342	0.109	0.066	0.53			0.50	0.41		
		Right side	0.021						0.02			0.02	0.02		
		Top side		0.384	0.707	0.654	0.109	0.066	0.71			0.49	0.72		
		Bottom side	0.022						0.02			0.02	0.02		

WWAN Band		Exposure Position	1	2	3	4	5	6	1+3			1+2+5	1+4+6		
			WWAN	2.4GHz WLAN Ant 1	2.4GHz WLAN Ant 1+2	5GHz WLAN Ant 1+2	5GHz WLAN Ant 2	Bluetooth Ant 1	Summed 1g SAR (W/kg)	SPLSR	Case No	Summed 1g SAR (W/kg)	Summed 1g SAR (W/kg)	SPLSR	Case No
			1g SAR (W/kg)	1g SAR (W/kg)	1g SAR (W/kg)	1g SAR (W/kg)	1g SAR (W/kg)	1g SAR (W/kg)							
LTE	Band 5	Front	0.024	0.384	0.707	0.229	0.109	0.066	0.73			0.52	0.32		
		Back	0.157	0.211	0.707	0.654	0.109	0.066	0.86			0.48	0.88		
		Left side	0.005	0.384	0.521	0.342	0.109	0.066	0.53			0.50	0.41		
		Right side	0.019						0.02			0.02	0.02		
		Top side		0.384	0.707	0.654	0.109	0.066	0.71			0.49	0.72		
		Bottom side	0.016						0.02			0.02	0.02		
	Band 2	Front	0.057	0.384	0.707	0.229	0.109	0.066	0.76			0.55	0.35		
		Back	0.687	0.211	0.707	0.654	0.109	0.066	1.39			1.01	1.41		
		Left side	0.061	0.384	0.521	0.342	0.109	0.066	0.58			0.55	0.47		
		Right side	0.325						0.33			0.33	0.33		
		Top side		0.384	0.707	0.654	0.109	0.066	0.71			0.49	0.72		
		Bottom side	0.183						0.18			0.18	0.18		
	Band 4	Front	0.043	0.384	0.707	0.229	0.109	0.066	0.75			0.54	0.34		
		Back	0.930	0.211	0.707	0.654	0.109	0.066	**1.64**	**0.02**	**#03**	1.25	**1.65**	**0.02**	**#01**
		Left side	0.015	0.384	0.521	0.342	0.109	0.066	0.54			0.51	0.42		
		Right side	0.132						0.13			0.13	0.13		
		Top side		0.384	0.707	0.654	0.109	0.066	0.71			0.49	0.72		
		Bottom side	0.288						0.29			0.29	0.29		
	Band 7	Front	0.250	0.384	0.707	0.229	0.109	0.066	0.96			0.74	0.55		
		Back	0.547	0.211	0.707	0.654	0.109	0.066	1.25			0.87	1.27		
		Left side	0.116	0.384	0.521	0.342	0.109	0.066	0.64			0.61	0.52		
		Right side	0.041						0.04			0.04	0.04		
		Top side		0.384	0.707	0.654	0.109	0.066	0.71			0.49	0.72		
		Bottom side	0.086						0.09			0.09	0.09		
	Band 41	Front	0.079	0.384	0.707	0.229	0.109	0.066	0.79			0.57	0.37		
		Back	0.404	0.211	0.707	0.654	0.109	0.066	1.11			0.72	1.12		
		Left side	0.064	0.384	0.521	0.342	0.109	0.066	0.59			0.56	0.47		
		Right side	0.049						0.05			0.05	0.05		
		Top side		0.384	0.707	0.654	0.109	0.066	0.71			0.49	0.72		
		Bottom side	0.079						0.08			0.08	0.08		

<Bottom Antenna—Slide Close>

WWAN Band		Exposure Position	1	2	3	4	5	6	1+3 Summed 1g SAR (W/kg)	1+2+5 Summed 1g SAR (W/kg)	1+4+6 Summed 1g SAR (W/kg)
			WWAN	2.4GHz WLAN Ant 1	2.4GHz WLAN Ant 1+2	5GHz WLAN Ant 1+2	5GHz WLAN Ant 2	Bluetooth Ant 1			
			1g SAR (W/kg)	1g SAR (W/kg)	1g SAR (W/kg)	1g SAR (W/kg)	1g SAR (W/kg)	1g SAR (W/kg)			
GSM	GSM850	Front	0.319	0.224	0.680	0.131	0.240	0.048	1.00	0.78	0.50
		Back	0.550	0.140	0.680	0.675	0.240	0.048	1.23	0.93	1.27
		Left side	0.079	0.224	0.356	0.334	0.240	0.048	0.44	0.54	0.46
		Right side	0.192						0.19	0.19	0.19
		Top side		0.224	0.680	0.675	0.240	0.048	0.68	0.46	0.72
		Bottom side	0.372						0.37	0.37	0.37
	GSM1900	Front	0.212	0.224	0.680	0.131	0.240	0.048	0.89	0.68	0.39
		Back	0.511	0.140	0.680	0.675	0.240	0.048	1.19	0.89	1.23
		Left side	0.032	0.224	0.356	0.334	0.240	0.048	0.39	0.50	0.41
		Right side	0.055						0.06	0.06	0.06
		Top side		0.224	0.680	0.675	0.240	0.048	0.68	0.46	0.72
		Bottom side	0.936						0.94	0.94	0.94
WCDMA	Band V	Front	0.267	0.224	0.680	0.131	0.240	0.048	0.95	0.73	0.45
		Back	0.621	0.140	0.680	0.675	0.240	0.048	1.30	1.00	1.34
		Left side	0.076	0.224	0.356	0.334	0.240	0.048	0.43	0.54	0.46
		Right side	0.276						0.28	0.28	0.28
		Top side		0.224	0.680	0.675	0.240	0.048	0.68	0.46	0.72
		Bottom side	0.331						0.33	0.33	0.33
	Band II	Front	0.296	0.224	0.680	0.131	0.240	0.048	0.98	0.76	0.48
		Back	0.548	0.140	0.680	0.675	0.240	0.048	1.23	0.93	1.27
		Left side	0.139	0.224	0.356	0.334	0.240	0.048	0.50	0.60	0.52
		Right side	0.196						0.20	0.20	0.20
		Top side		0.224	0.680	0.675	0.240	0.048	0.68	0.46	0.72
		Bottom side	1.194						1.19	1.19	1.19
	Band IV	Front	0.329	0.224	0.680	0.131	0.240	0.048	1.01	0.79	0.51
		Back	0.749	0.140	0.680	0.675	0.240	0.048	1.43	1.13	1.47
		Left side	0.185	0.224	0.356	0.334	0.240	0.048	0.54	0.65	0.57
		Right side	0.238						0.24	0.24	0.24
		Top side		0.224	0.680	0.675	0.240	0.048	0.68	0.46	0.72
		Bottom side	1.125						1.13	1.13	1.13
CDMA	BC0	Front	0.399	0.224	0.680	0.131	0.240	0.048	1.08	0.86	0.58
		Back	0.584	0.140	0.680	0.675	0.240	0.048	1.26	0.96	1.31
		Left side	0.137	0.224	0.356	0.334	0.240	0.048	0.49	0.60	0.52
		Right side	0.402						0.40	0.40	0.40
		Top side		0.224	0.680	0.675	0.240	0.048	0.68	0.46	0.72
		Bottom side	0.477						0.48	0.48	0.48

WWAN Band		Exposure Position	1	2	3	4	5	6	1+3 Summed 1g SAR (W/kg)	1+2+5 Summed 1g SAR (W/kg)	1+4+6 Summed 1g SAR (W/kg)
			WWAN	2.4GHz WLAN Ant 1	2.4GHz WLAN Ant 1+2	5GHz WLAN Ant 1+2	5GHz WLAN Ant 2	Bluetooth Ant 1			
			1g SAR (W/kg)	1g SAR (W/kg)	1g SAR (W/kg)	1g SAR (W/kg)	1g SAR (W/kg)	1g SAR (W/kg)			
LTE	Band 5	Front	0.274	0.224	0.680	0.131	0.240	0.048	0.95	0.74	0.45
		Back	0.361	0.140	0.680	0.675	0.240	0.048	1.04	0.74	1.08
		Left side	0.121	0.224	0.356	0.334	0.240	0.048	0.48	0.59	0.50
		Right side	0.311						0.31	0.31	0.31
		Top side		0.224	0.680	0.675	0.240	0.048	0.68	0.46	0.72
		Bottom side	0.285						0.29	0.29	0.29
	Band 2	Front	0.261	0.224	0.680	0.131	0.240	0.048	0.94	0.73	0.44
		Back	0.544	0.140	0.680	0.675	0.240	0.048	1.22	0.92	1.27
		Left side	0.198	0.224	0.356	0.334	0.240	0.048	0.55	0.66	0.58
		Right side	0.304						0.30	0.30	0.30
		Top side		0.224	0.680	0.675	0.240	0.048	0.68	0.46	0.72
		Bottom side	1.144						1.14	1.14	1.14
	Band 4	Front	0.291	0.224	0.680	0.131	0.240	0.048	0.97	0.76	0.47
		Back	0.698	0.140	0.680	0.675	0.240	0.048	1.38	1.08	1.42
		Left side	0.226	0.224	0.356	0.334	0.240	0.048	0.58	0.69	0.61
		Right side	0.235						0.24	0.24	0.24
		Top side		0.224	0.680	0.675	0.240	0.048	0.68	0.46	0.72
		Bottom side	1.001						1.00	1.00	1.00
	Band 7	Front	0.188	0.224	0.680	0.131	0.240	0.048	0.87	0.65	0.37
		Back	0.629	0.140	0.680	0.675	0.240	0.048	1.31	1.01	1.35
		Left side	0.261	0.224	0.356	0.334	0.240	0.048	0.62	0.73	0.64
		Right side	0.088						0.09	0.09	0.09
		Top side		0.224	0.680	0.675	0.240	0.048	0.68	0.46	0.72
		Bottom side	1.025						1.03	1.03	1.03
	Band 41	Front	0.267	0.224	0.680	0.131	0.240	0.048	0.95	0.73	0.45
		Back	0.543	0.140	0.680	0.675	0.240	0.048	1.22	0.92	1.27
		Left side	0.214	0.224	0.356	0.334	0.240	0.048	0.57	0.68	0.60
		Right side	0.108						0.11	0.11	0.11
		Top side		0.224	0.680	0.675	0.240	0.048	0.68	0.46	0.72
		Bottom side	1.009						1.01	1.01	1.01

16.3 Body-Worn Accessory Exposure Conditions

<Top Antenna—Slide Open>

WWAN Band		Exposure Position	1	2	3	4	5	6	1+3 Summed 1g SAR (W/kg)	1+2+5 Summed 1g SAR (W/kg)	1+4+6 Summed 1g SAR (W/kg)
			WWAN	2.4GHz WLAN Ant 1	2.4GHz WLAN Ant 1+2	5GHz WLAN Ant 1+2	5GHz WLAN Ant 2	Bluetooth Ant 1			
			1g SAR (W/kg)	1g SAR (W/kg)	1g SAR (W/kg)	1g SAR (W/kg)	1g SAR (W/kg)	1g SAR (W/kg)			
GSM	GSM850	Front	0.377	0.211	0.707	0.229	0.126	0.066	1.08	0.71	0.67
		Back	0.475	0.211	0.707	0.654	0.126	0.066	1.18	0.81	1.20
	GSM1900	Front	0.195	0.211	0.707	0.229	0.126	0.066	0.90	0.53	0.49
		Back	0.254	0.211	0.707	0.654	0.126	0.066	0.96	0.59	0.97
WCDMA	Band V	Front	0.564	0.211	0.707	0.229	0.126	0.066	1.27	0.90	0.86
		Back	0.593	0.211	0.707	0.654	0.126	0.066	1.30	0.93	1.31
	Band II	Front	0.399	0.211	0.707	0.229	0.126	0.066	1.11	0.74	0.69
		Back	0.442	0.211	0.707	0.654	0.126	0.066	1.15	0.78	1.16
	Band IV	Front	0.212	0.211	0.707	0.229	0.126	0.066	0.92	0.55	0.51
		Back	0.264	0.211	0.707	0.654	0.126	0.066	0.97	0.60	0.98
CDMA	BC0	Front	0.704	0.211	0.707	0.229	0.126	0.066	1.41	1.04	1.00
		Back	0.823	0.211	0.707	0.654	0.126	0.066	1.53	1.16	1.54
LTE	Band 5	Front	0.530	0.211	0.707	0.229	0.126	0.066	1.24	0.87	0.83
		Back	0.560	0.211	0.707	0.654	0.126	0.066	1.27	0.90	1.28
	Band 2	Front	0.420	0.211	0.707	0.229	0.126	0.066	1.13	0.76	0.72
		Back	0.431	0.211	0.707	0.654	0.126	0.066	1.14	0.77	1.15
	Band 4	Front	0.198	0.211	0.707	0.229	0.126	0.066	0.91	0.54	0.49
		Back	0.275	0.211	0.707	0.654	0.126	0.066	0.98	0.61	1.00
	Band 7	Front	0.566	0.211	0.707	0.229	0.126	0.066	1.27	0.90	0.86
		Back	0.621	0.211	0.707	0.654	0.126	0.066	1.33	0.96	1.34
	Band 41	Front	0.631	0.211	0.707	0.229	0.126	0.066	1.34	0.97	0.93
		Back	0.798	0.211	0.707	0.654	0.126	0.066	1.51	1.14	1.52

<Top Antenna—Slide Close>

WWAN Band		Exposure Position	1	2	3	4	5	6	1+3 Summed 1g SAR (W/kg)	1+2+5 Summed 1g SAR (W/kg)	1+4+6 Summed 1g SAR (W/kg)
			WWAN	2.4GHz WLAN Ant 1	2.4GHz WLAN Ant 1+2	5GHz WLAN Ant 1+2	5GHz WLAN Ant 2	Bluetooth Ant 1			
			1g SAR (W/kg)	1g SAR (W/kg)	1g SAR (W/kg)	1g SAR (W/kg)	1g SAR (W/kg)	1g SAR (W/kg)			
GSM	GSM850	Front	0.291	0.140	0.680	0.131	0.138	0.048	0.97	0.57	0.47
		Back	0.576	0.140	0.680	0.640	0.138	0.048	1.26	0.85	1.26
	GSM1900	Front	0.130	0.140	0.680	0.131	0.138	0.048	0.81	0.41	0.31
		Back	0.201	0.140	0.680	0.640	0.138	0.048	0.88	0.48	0.89
WCDMA	Band V	Front	0.382	0.140	0.680	0.131	0.138	0.048	1.06	0.66	0.56
		Back	0.783	0.140	0.680	0.640	0.138	0.048	1.46	1.06	1.47
	Band II	Front	0.225	0.140	0.680	0.131	0.138	0.048	0.91	0.50	0.40
		Back	0.341	0.140	0.680	0.640	0.138	0.048	1.02	0.62	1.03
	Band IV	Front	0.104	0.140	0.680	0.131	0.138	0.048	0.78	0.38	0.28
		Back	0.210	0.140	0.680	0.640	0.138	0.048	0.89	0.49	0.90
CDMA	BC0	Front	0.392	0.140	0.680	0.131	0.138	0.048	1.07	0.67	0.57
		Back	0.779	0.140	0.680	0.640	0.138	0.048	1.46	1.06	1.47
LTE	Band 5	Front	0.379	0.140	0.680	0.131	0.138	0.048	1.06	0.66	0.56
		Back	0.632	0.140	0.680	0.640	0.138	0.048	1.31	0.91	1.32
	Band 2	Front	0.199	0.140	0.680	0.131	0.138	0.048	0.88	0.48	0.38
		Back	0.359	0.140	0.680	0.640	0.138	0.048	1.04	0.64	1.05
	Band 4	Front	0.078	0.140	0.680	0.131	0.138	0.048	0.76	0.36	0.26
		Back	0.227	0.140	0.680	0.640	0.138	0.048	0.91	0.51	0.92
	Band 7	Front	0.620	0.140	0.680	0.131	0.138	0.048	1.30	0.90	0.80
		Back	0.638	0.140	0.680	0.640	0.138	0.048	1.32	0.92	1.33
	Band 41	Front	0.384	0.140	0.680	0.131	0.138	0.048	1.06	0.66	0.56
		Back	0.473	0.140	0.680	0.640	0.138	0.048	1.15	0.75	1.16

<Bottom Antenna—Slide Open>

WWAN Band		Exposure Position	1	2	3	4	5	6	1+3			1+2+5 Summed 1g SAR (W/kg)	1+4+6		
			WWAN 1g SAR (W/kg)	2.4GHz WLAN Ant 1 1g SAR (W/kg)	2.4GHz WLAN Ant 1+2 1g SAR (W/kg)	5GHz WLAN Ant 1+2 1g SAR (W/kg)	5GHz WLAN Ant 2 1g SAR (W/kg)	Bluetooth Ant 1 1g SAR (W/kg)	Summed 1g SAR (W/kg)	SPLSR	Case No		Summed 1g SAR (W/kg)	SPLSR	Case No
GSM	GSM850	Front	0.049	0.211	0.707	0.229	0.126	0.066	0.76			0.39	0.34		
		Back	0.197	0.211	0.707	0.654	0.126	0.066	0.90			0.53	0.92		
	GSM1900	Front	0.028	0.211	0.707	0.229	0.126	0.066	0.74			0.37	0.32		
		Back	0.379	0.211	0.707	0.654	0.126	0.066	1.09			0.72	1.10		
WCDMA	Band V	Front	0.027	0.211	0.707	0.229	0.126	0.066	0.73			0.36	0.32		
		Back	0.497	0.211	0.707	0.654	0.126	0.066	1.20			0.83	1.22		
	Band II	Front	0.056	0.211	0.707	0.229	0.126	0.066	0.76			0.39	0.35		
		Back	0.676	0.211	0.707	0.654	0.126	0.066	1.38			1.01	1.40		
	Band IV	Front	0.063	0.211	0.707	0.229	0.126	0.066	0.77			0.40	0.36		
		Back	1.130	0.211	0.707	0.654	0.126	0.066	**1.84**	**0.02**	**#01**	1.47	**1.85**	**0.02**	**#02**
CDMA	BC0	Front	0.021	0.211	0.707	0.229	0.126	0.066	0.73			0.36	0.32		
		Back	0.174	0.211	0.707	0.654	0.126	0.066	0.88			0.51	0.89		
LTE	Band 5	Front	0.024	0.211	0.707	0.229	0.126	0.066	0.73			0.36	0.32		
		Back	0.157	0.211	0.707	0.654	0.126	0.066	0.86			0.49	0.88		
	Band 2	Front	0.057	0.211	0.707	0.229	0.126	0.066	0.76			0.39	0.35		
		Back	0.687	0.211	0.707	0.654	0.126	0.066	1.39			1.02	1.41		
	Band 4	Front	0.043	0.211	0.707	0.229	0.126	0.066	0.75			0.38	0.34		
		Back	0.930	0.211	0.707	0.654	0.126	0.066	**1.64**	**0.02**	**#03**	1.27	**1.65**	**0.02**	**#04**
	Band 7	Front	0.250	0.211	0.707	0.229	0.126	0.066	0.96			0.59	0.55		
		Back	0.547	0.211	0.707	0.654	0.126	0.066	1.25			0.88	1.27		
	Band 41	Front	0.079	0.211	0.707	0.229	0.126	0.066	0.79			0.42	0.37		
		Back	0.404	0.211	0.707	0.654	0.126	0.066	1.11			0.74	1.12		

<Bottom Antenna—Slide Close>

WWAN Band		Exposure Position	1	2	3	4	5	6	1+3 Summed 1g SAR (W/kg)	1+2+5 Summed 1g SAR (W/kg)	1+4+6 Summed 1g SAR (W/kg)
			WWAN	2.4GHz WLAN Ant 1	2.4GHz WLAN Ant 1+2	5GHz WLAN Ant 1+2	5GHz WLAN Ant 2	Bluetooth Ant 1			
			1g SAR (W/kg)	1g SAR (W/kg)	1g SAR (W/kg)	1g SAR (W/kg)	1g SAR (W/kg)	1g SAR (W/kg)			
GSM	GSM850	Front	0.319	0.140	0.680	0.131	0.138	0.048	1.00	0.60	0.50
		Back	0.550	0.140	0.680	0.640	0.138	0.048	1.23	0.83	1.24
	GSM1900	Front	0.212	0.140	0.680	0.131	0.138	0.048	0.89	0.49	0.39
		Back	0.511	0.140	0.680	0.640	0.138	0.048	1.19	0.79	1.20
WCDMA	Band V	Front	0.027	0.140	0.680	0.131	0.138	0.048	0.71	0.31	0.21
		Back	0.497	0.140	0.680	0.640	0.138	0.048	1.18	0.78	1.19
	Band II	Front	0.296	0.140	0.680	0.131	0.138	0.048	0.98	0.57	0.48
		Back	0.548	0.140	0.680	0.640	0.138	0.048	1.23	0.83	1.24
	Band IV	Front	0.329	0.140	0.680	0.131	0.138	0.048	1.01	0.61	0.51
		Back	0.749	0.140	0.680	0.640	0.138	0.048	1.43	1.03	1.44
CDMA	BC0	Front	0.308	0.140	0.680	0.131	0.138	0.048	0.99	0.59	0.49
		Back	0.560	0.140	0.680	0.640	0.138	0.048	1.24	0.84	1.25
LTE	Band 5	Front	0.274	0.140	0.680	0.131	0.138	0.048	0.95	0.55	0.45
		Back	0.361	0.140	0.680	0.640	0.138	0.048	1.04	0.64	1.05
	Band 2	Front	0.261	0.140	0.680	0.131	0.138	0.048	0.94	0.54	0.44
		Back	0.544	0.140	0.680	0.640	0.138	0.048	1.22	0.82	1.23
	Band 4	Front	0.291	0.140	0.680	0.131	0.138	0.048	0.97	0.57	0.47
		Back	0.698	0.140	0.680	0.640	0.138	0.048	1.38	0.98	1.39
	Band 7	Front	0.188	0.140	0.680	0.131	0.138	0.048	0.87	0.47	0.37
		Back	0.629	0.140	0.680	0.640	0.138	0.048	1.31	0.91	1.32
	Band 41	Front	0.267	0.140	0.680	0.131	0.138	0.048	0.95	0.55	0.45
		Back	0.543	0.140	0.680	0.640	0.138	0.048	1.22	0.82	1.23

16.4 SPLSR Evaluation and Analysis

General Note:

1. When standalone SAR is measured for both antennas in the pair, the peak location separation distance is computed by the square root of [(x1−x2)2 + (y1−y2)2 + (z1−z2)2], where (x1, y1, z1) and (x2, y2, z2) are the coordinates in the area scans or extrapolated peak SAR locations in the zoom scans, as appropriate.
2. SPLSR = (SAR1 + SAR2)1.5 / (min. separation distance, mm). If SPLSR ≤ 0.04 for 1g SAR and SPLSR ≤ 0.10 for 10g SAR, simultaneously transmission SAR measurement is not necessary.

Case #1	Band	Position	1g SAR (W/kg)	Gap (mm)	SAR peak location (mm)			3D distance (mm)	Summed SAR (W/kg)	SPLSR Results	Simultaneous SAR
					X	Y	Z				
	WCDMA Band IV	Back	1.13	10	0.2	-74	-2.72	134.4	1.84	0.02	Not required
	WLAN2.4GHz Ant.1+2		0.707	10	28.6	57.4	-2.18				

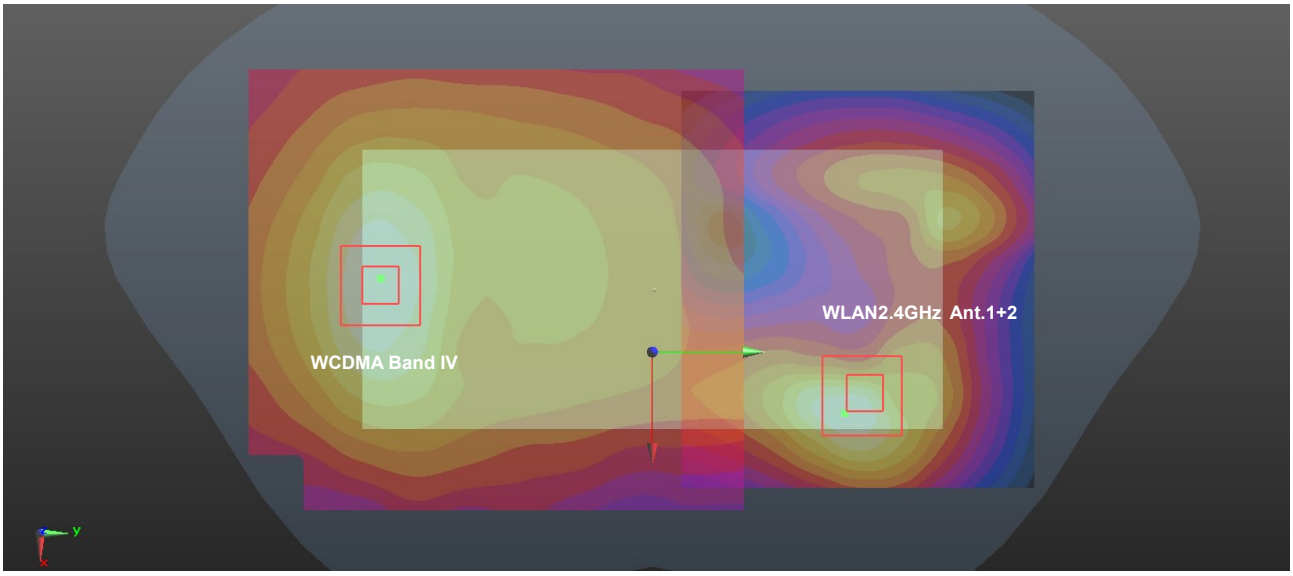

	Band	Position	1g SAR (W/kg)	Gap (mm)	SAR peak location (mm) X	Y	Z	3D distance (mm)	Summed SAR (W/kg)	SPLSR Results	Simultaneous SAR
Case #2	WCDMA Band IV	Back	1.13	10	0.2	-74	-2.72	138.2	1.85	0.02	Not required
	Bluetooth Ant.1		0.066	10	12.6	67.4	-0.9				
	WLAN5GHz Ant.1+2		0.654	10	19.8	62.8	0.66				
	WCDMA Band IV	Back	1.13	10	0.2	-74	-2.72	142.0	1.85	0.02	Not required
	WLAN5GHz Ant.1+2		0.654	10	19.8	62.8	0.66				
	Bluetooth Ant.1		0.066	10	12.6	67.4	-0.9				

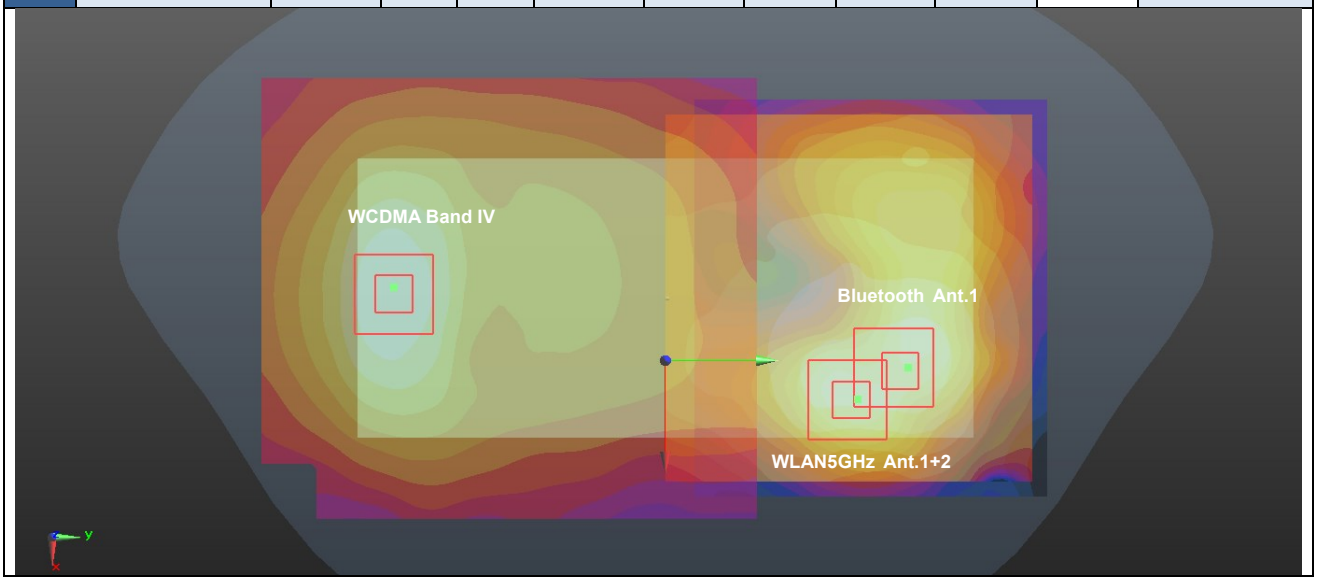

Case #3	Band	Position	1g SAR (W/kg)	Gap (mm)	SAR peak location (mm)			3D distance (mm)	Summed SAR (W/kg)	SPLSR Results	Simultaneous SAR
					X	Y	Z				
	LTE Band 4	Back	0.93	10	0.9	-68	-2.58	128.4	1.64	0.02	Not required
	WLAN2.4GHz Ant.1+2		0.707	10	28.6	57.4	-2.18				

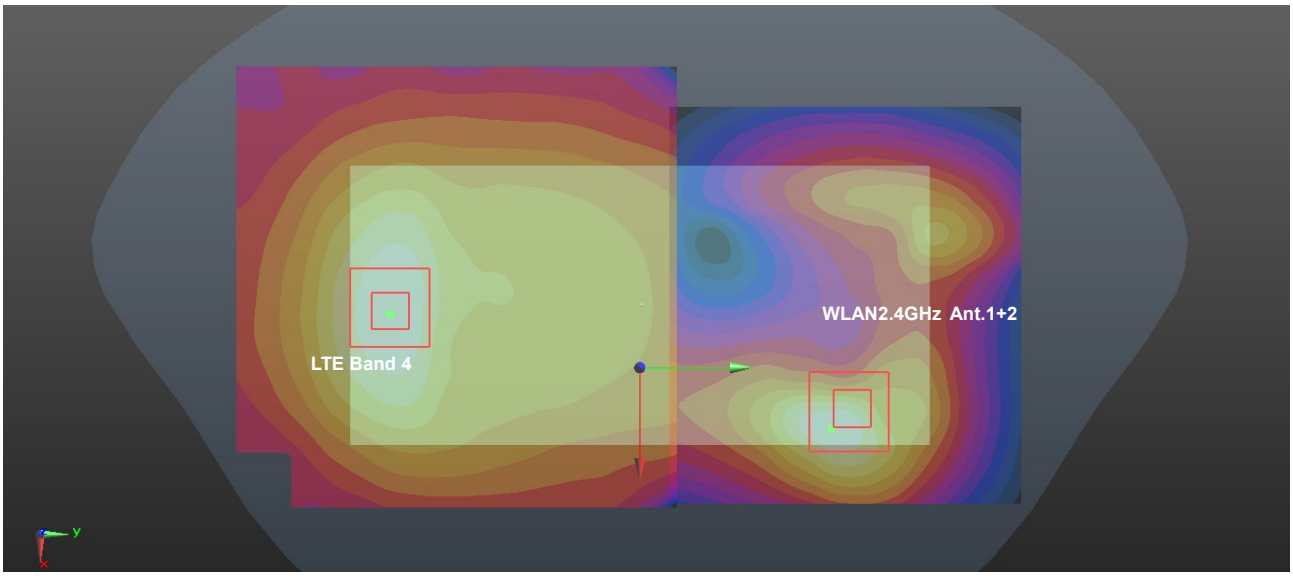

	Band	Position	1g SAR (W/kg)	Gap (mm)	SAR peak location (mm) X	Y	Z	3D distance (mm)	Summed SAR (W/kg)	SPLSR Results	Simultaneous SAR
Case #4	LTE Band 4	Back	0.93	10	0.9	-68	-2.58	132.2	1.65	0.02	Not required
	Bluetooth Ant.1		0.066	10	12.6	67.4	-0.9				
	WLAN5GHz Ant.1+2		0.654	10	19.8	62.8	0.66				
	LTE Band 4	Back	0.93	10	0.9	-68	-2.58	135.9	1.65	0.02	Not required
	WLAN5GHz Ant.1+2		0.654	10	19.8	62.8	0.66				
	Bluetooth Ant.1		0.066	10	12.6	67.4	-0.9				

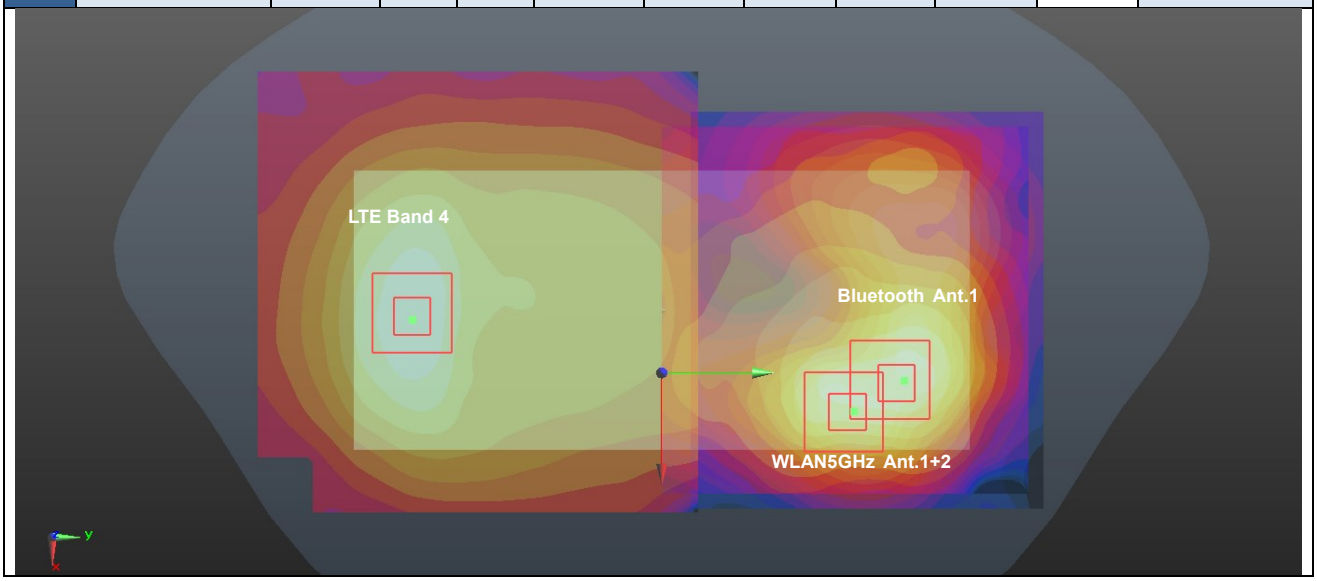

Test Engineer : Nick Hu

17. Uncertainty Assessment

Per KDB 865664 D01 SAR measurement 100MHz to 6GHz, when the highest measured 1-g SAR within a frequency band is < 1.5 W/kg and the measured 10-g SAR within a frequency band is < 3.75 W/kg. The expanded SAR measurement uncertainty must be ≤ 30%, for a confidence interval of k = 2. If these conditions are met, extensive SAR measurement uncertainty analysis described in IEEE Std 1528-2013 is not required in SAR reports submitted for equipment approval. For this device, the highest measured 1-g SAR is less 1.5W/kg and highest measured 10-g SAR is less 3.75W/kg. Therefore, the measurement uncertainty table is not required in this report.

18. References

[1] FCC 47 CFR Part 2 “Frequency Allocations and Radio Treaty Matters; General Rules and Regulations”

[2] ANSI/IEEE Std. C95.1-1992, “IEEE Standard for Safety Levels with Respect to Human Exposure to Radio Frequency Electromagnetic Fields, 3 kHz to 300 GHz”, September 1992

[3] IEEE Std. 1528-2013, “IEEE Recommended Practice for Determining the Peak Spatial-Average Specific Absorption Rate (SAR) in the Human Head from Wireless Communications Devices: Measurement Techniques”, Sep 2013

[4] SPEAG DASY System Handbook

[5] FCC KDB 865664 D01 v01r04, "SAR Measurement Requirements for 100 MHz to 6 GHz", Aug 2015.

[6] FCC KDB 865664 D02 v01r02, “RF Exposure Compliance Reporting and Documentation Considerations” Oct 2015.

[7] FCC KDB 447498 D01 v06, “Mobile and Portable Device RF Exposure Procedures and Equipment Authorization Policies”, Oct 2015

[8] FCC KDB 648474 D04 v01r03, “SAR Evaluation Considerations for Wireless Handsets”, Oct 2015.

[9] FCC KDB 248227 D01 v02r02, “SAR Guidance for IEEE 802.11 (WiFi) Transmitters”, Oct 2015.

[10] FCC KDB 941225 D01 v03r01, “3G SAR MEAUREMENT PROCEDURES”, Oct 2015

[11] FCC KDB 941225 D05 v02r05, “SAR Evaluation Considerations for LTE Devices”, Dec 2015

[12] FCC KDB 941225 D05A v01r02, “Rel. 10 LTE SAR Test Guidance and KDB Inquiries”, Oct 2015

[13] FCC KDB 941225 D06 v02r01, "SAR Evaluation Procedures for Portable Devices with Wireless Router Capabilities", Oct 2015.

[14] FCC KDB 616217 D04 v01r02, “SAR Evaluation Considerations for Laptop, Notebook, Netbook and Tablet Computers”, Oct 2015

Appendix A. Plots of System Performance Check

The plots are shown as follows.

Test Laboratory: Sporton International Inc. SAR/HAC Testing Lab Date: 2019.2.4

System Check_Head_835MHz

DUT: D835V2 - SN:4d151

Communication System: UID 0, CW; Frequency: 835 MHz;Duty Cycle: 1:1
Medium: HSL_835 Medium parameters used: f = 835 MHz; σ = 0.936 S/m; ε_r = 41.828; ρ = 1000 kg/m^3

Ambient Temperature：23.3 ℃; Liquid Temperature：22.7 ℃

DASY5 Configuration:
- Probe: EX3DV4 - SN3753; ConvF(9.03, 9.03, 9.03); Calibrated: 2018.5.29
- Sensor-Surface: 1.4mm (Mechanical Surface Detection)
- Electronics: DAE4 Sn1358; Calibrated: 2018.4.19
- Phantom: SAM2; Type: SAM; Serial: TP-1842
- Measurement SW: DASY52, Version 52.8 (8); SEMCAD X Version 14.6.11 (7439)

Pin=250mW/Area Scan (61x61x1): Interpolated grid: dx=1.500 mm, dy=1.500 mm
Maximum value of SAR (interpolated) = 3.89 W/kg

Pin=250mW/Zoom Scan (5x5x7)/Cube 0: Measurement grid: dx=8mm, dy=8mm, dz=5mm
Reference Value = 51.34 V/m; Power Drift = 0.10 dB
Peak SAR (extrapolated) = 6.72 W/kg
SAR(1 g) = 2.41 W/kg; SAR(10 g) = 1.53 W/kg
Maximum value of SAR (measured) = 4.91 W/kg

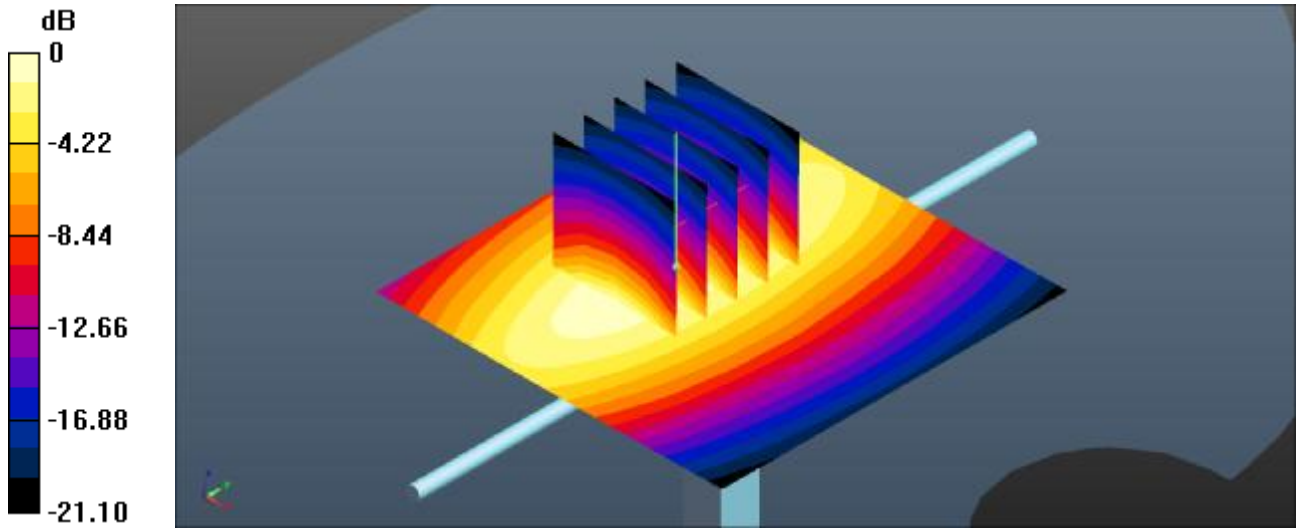

0 dB = 4.89 W/kg = 6.89 dBW/kg

Test Laboratory: Sporton International Inc. SAR/HAC Testing Lab Date: 2019.2.5

System Check_Head_1750MHz

DUT: D1750V2 - SN:1090

Communication System: UID 0, CW; Frequency: 1750 MHz;Duty Cycle: 1:1
Medium: HSL_1750 Medium parameters used: f = 1750 MHz; σ = 1.405 S/m; ε_r = 41.016; ρ = 1000 kg/m^3
Ambient Temperature：23.3 ℃; Liquid Temperature：22.8 ℃

DASY5 Configuration:
- Probe: EX3DV4 - SN3753; ConvF(8.06, 8.06, 8.06); Calibrated: 2018.5.29
- Sensor-Surface: 1.4mm (Mechanical Surface Detection)
- Electronics: DAE4 Sn1358; Calibrated: 2018.4.19
- Phantom: SAM2; Type: SAM; Serial: TP-1842
- Measurement SW: DASY52, Version 52.8 (8); SEMCAD X Version 14.6.11 (7439)

Pin=250mW/Area Scan (61x61x1): Interpolated grid: dx=1.500 mm, dy=1.500 mm
Maximum value of SAR (interpolated) = 13.1 W/kg

Pin=250mW/Zoom Scan (5x5x7)/Cube 0: Measurement grid: dx=8mm, dy=8mm, dz=5mm
Reference Value = 82.99 V/m; Power Drift = -0.03 dB
Peak SAR (extrapolated) = 14.7 W/kg
SAR(1 g) = 8.78 W/kg; SAR(10 g) = 4.88 W/kg
Maximum value of SAR (measured) = 12.0 W/kg

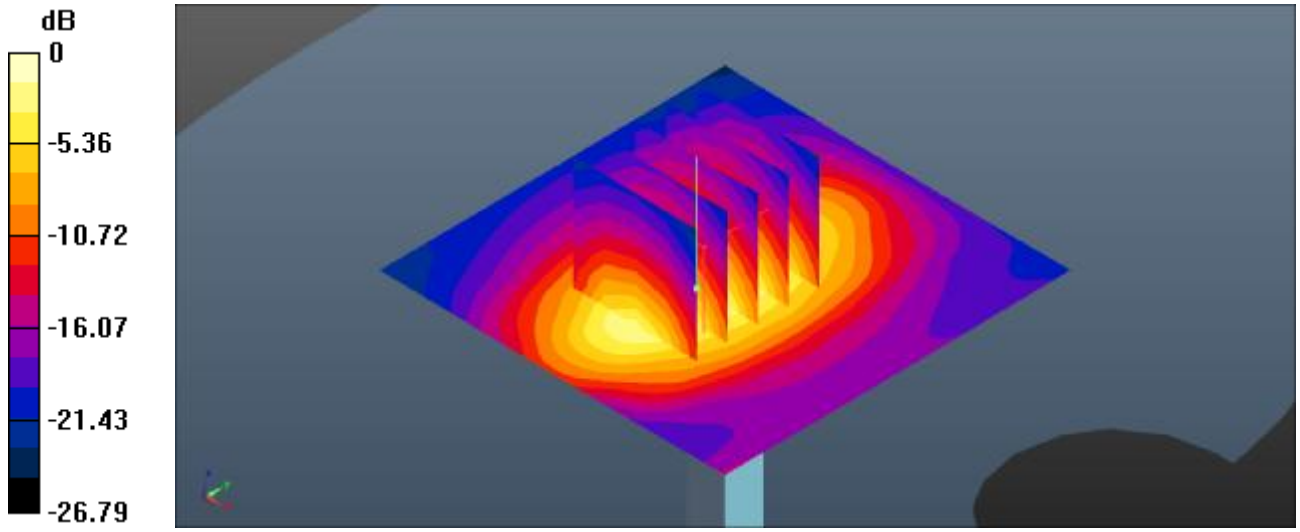

0 dB = 13.1 W/kg = 11.17 dBW/kg

Test Laboratory: Sporton International Inc. SAR/HAC Testing Lab Date: 2019.2.5

System Check_Head_1900MHz

DUT: D1900V2 - SN:5d170

Communication System: UID 0, CW (0); Frequency: 1900 MHz;Duty Cycle: 1:1
Medium: HSL_1900 Medium parameters used: f = 1900 MHz; σ = 1.43 S/m; ε_r = 39.934; ρ = 1000 kg/m^3
Ambient Temperature：23.3 ℃; Liquid Temperature：22.7 ℃

DASY5 Configuration:
- Probe: EX3DV4 - SN3753; ConvF(7.77, 7.77, 7.77); Calibrated: 2018.5.29
- Sensor-Surface: 1.4mm (Mechanical Surface Detection)
- Electronics: DAE4 Sn1358; Calibrated: 2018.4.19
- Phantom: SAM2; Type: SAM; Serial: TP-1842
- Measurement SW: DASY52, Version 52.8 (8); SEMCAD X Version 14.6.11 (7439)

Pin=250mW/Area Scan (61x61x1): Interpolated grid: dx=1.500 mm, dy=1.500 mm
Maximum value of SAR (interpolated) = 13.6 W/kg

Pin=250mW/Zoom Scan (5x5x7)/Cube 0: Measurement grid: dx=8mm, dy=8mm, dz=5mm
Reference Value = 96.02 V/m; Power Drift = 0.06 dB
Peak SAR (extrapolated) = 17.2 W/kg
SAR(1 g) = 9.57 W/kg; SAR(10 g) = 5.1 W/kg
Maximum value of SAR (measured) = 13.3 W/kg

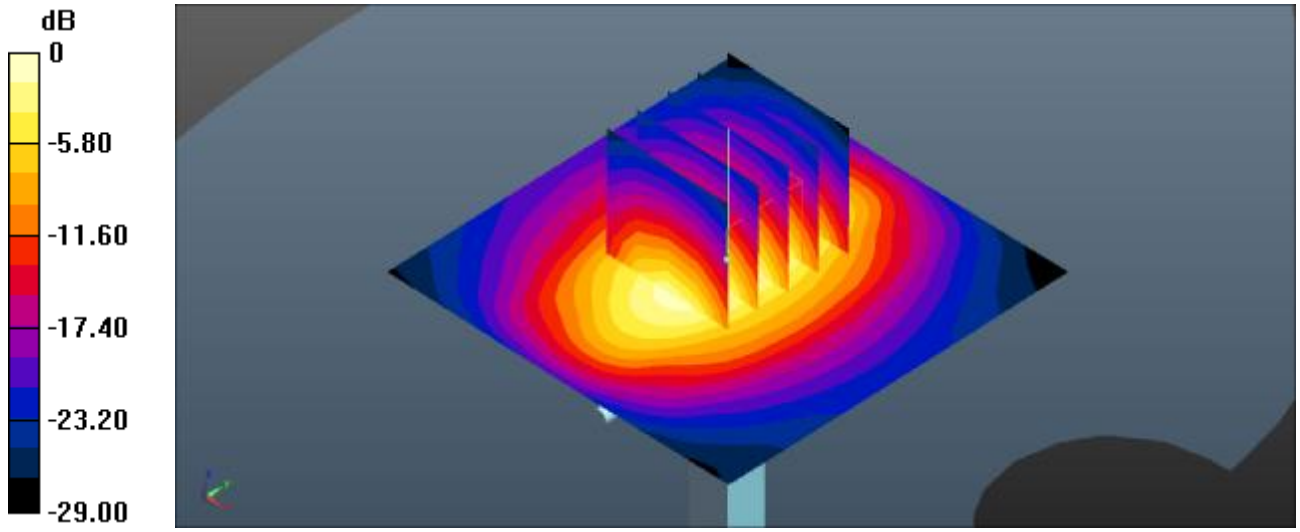

0 dB = 13.6 W/kg = 11.34 dBW/kg

Test Laboratory: Sporton International Inc. SAR/HAC Testing Lab Date: 2019.3.12

System Check_Head_2450MHz

DUT: D2450V2 - SN:908

Communication System: UID 0, CW (0); Frequency: 2450 MHz;Duty Cycle: 1:1
Medium: HSL_2450 Medium parameters used: f = 2450 MHz; σ = 1.859 S/m; ε_r = 38.884; ρ = 1000 kg/m^3
Ambient Temperature：23.4 ℃； Liquid Temperature：22.6 ℃

DASY5 Configuration:
- Probe: EX3DV4 - SN3753; ConvF(7.4, 7.4, 7.4); Calibrated: 2018.5.29
- Sensor-Surface: 1.4mm (Mechanical Surface Detection)
- Electronics: DAE4 Sn1358; Calibrated: 2018.4.19
- Phantom: SAM2; Type: SAM; Serial: TP-1842
- Measurement SW: DASY52, Version 52.8 (8); SEMCAD X Version 14.6.10 (7372)

Pin=250mW/Area Scan (71x71x1): Interpolated grid: dx=1.200 mm, dy=1.200 mm
Maximum value of SAR (interpolated) = 16.4 W/kg

Pin=250mW/Zoom Scan (7x7x7)/Cube 0: Measurement grid: dx=5mm, dy=5mm, dz=5mm
Reference Value = 79.31 V/m; Power Drift = -0.02 dB
Peak SAR (extrapolated) = 16.6 W/kg
SAR(1 g) = 12.3 W/kg; SAR(10 g) = 5.57 W/kg
Maximum value of SAR (measured) = 14.9 W/kg

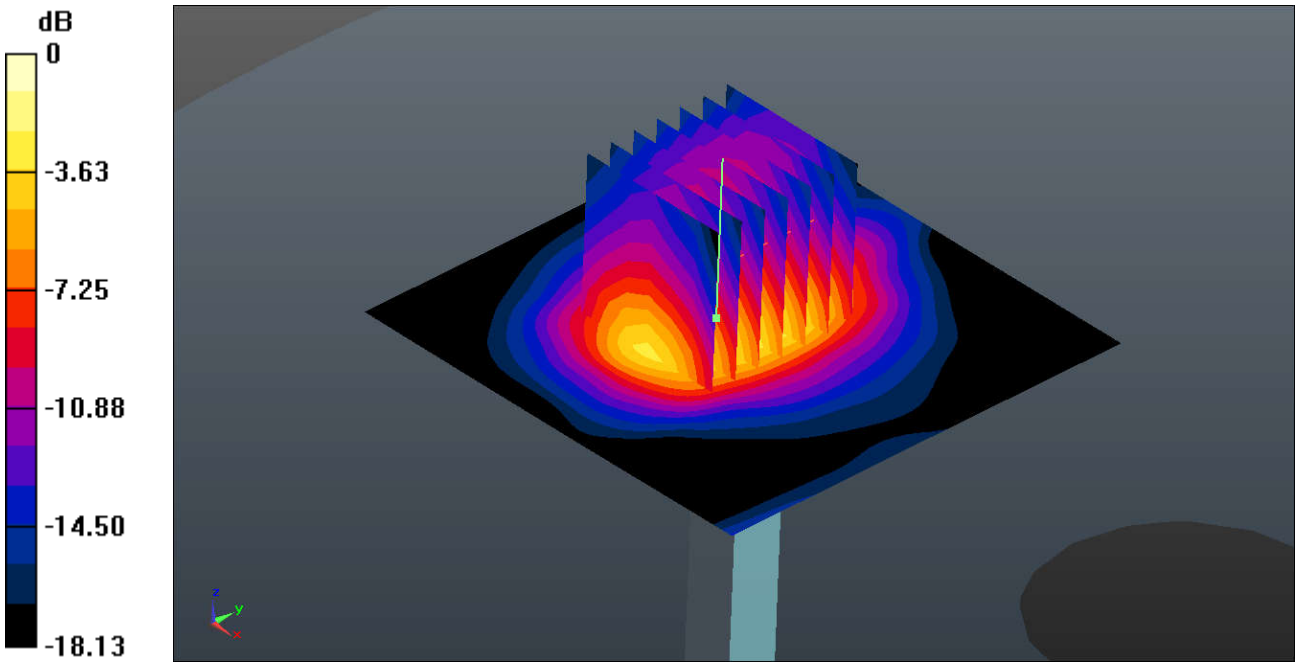

0 dB = 14.9 W/kg = 11.73 dBW/kg

Test Laboratory: Sporton International Inc. SAR/HAC Testing Lab Date: 2019.2.6

System Check_Head_2600MHz

DUT: D2600V2 - SN:1061

Communication System: UID 0, CW; Frequency: 2600 MHz;Duty Cycle: 1:1
Medium: HSL_2600 Medium parameters used: f = 2600 MHz; σ = 2.04 S/m; ε_r = 37.884; ρ = 1000 kg/m^3
Ambient Temperature：23.3 ℃; Liquid Temperature：22.7 ℃

DASY5 Configuration:
- Probe: EX3DV4 - SN3753; ConvF(7.2, 7.2, 7.2); Calibrated: 2018.5.29
- Sensor-Surface: 1.4mm (Mechanical Surface Detection)
- Electronics: DAE4 Sn1358; Calibrated: 2018.4.19
- Phantom: SAM1; Type: SAM; Serial: TP-1839
- Measurement SW: DASY52, Version 52.8 (8); SEMCAD X Version 14.6.11 (7439)

Pin=250mW/Area Scan (71x71x1): Interpolated grid: dx=1.200 mm, dy=1.200 mm
Maximum value of SAR (interpolated) = 33.5 W/kg

Pin=250mW/Zoom Scan (7x7x7)/Cube 0: Measurement grid: dx=5mm, dy=5mm, dz=5mm
Reference Value = 64.93 V/m; Power Drift = 0.15 dB
Peak SAR (extrapolated) = 55.7 W/kg
SAR(1 g) = 13.8 W/kg; SAR(10 g) = 6.22 W/kg
Maximum value of SAR (measured) = 33.5 W/kg

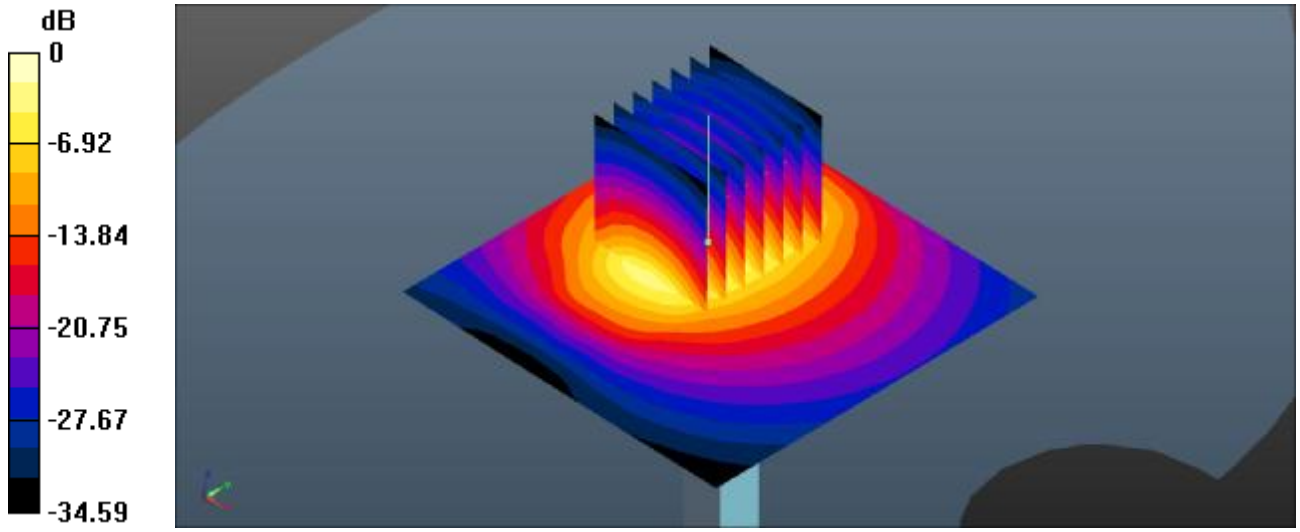

0 dB = 33.5 W/kg = 15.25 dBW/kg

Test Laboratory: Sporton International Inc. SAR/HAC Testing Lab Date: 2019.3.13

System Check_Head_5250MHz

DUT: D5GHzV2 - SN:1006

Communication System: UID 0, CW (0); Frequency: 5250 MHz;Duty Cycle: 1:1
Medium: HSL_5000 Medium parameters used: f = 5250 MHz; σ = 4.731 S/m; ε_r = 37.474; ρ = 1000 kg/m^3
Ambient Temperature：23.3 ℃； Liquid Temperature：22.7 ℃

DASY5 Configuration:
- Probe: EX3DV4 - SN3753; ConvF(5.41, 5.41, 5.41); Calibrated: 2018.5.29
- Sensor-Surface: 1.4mm (Mechanical Surface Detection)
- Electronics: DAE4 Sn1358; Calibrated: 2018.4.19
- Phantom: SAM2; Type: SAM; Serial: TP-1842
- Measurement SW: DASY52, Version 52.8 (8); SEMCAD X Version 14.6.10 (7372)

Pin=100mW/Area Scan (91x91x1): Interpolated grid: dx=1.000 mm, dy=1.000 mm
Maximum value of SAR (interpolated) = 15.2 W/kg

Pin=100mW/Zoom Scan (8x8x7)/Cube 0: Measurement grid: dx=4mm, dy=4mm, dz=1.4mm
Reference Value = 39.72 V/m; Power Drift = -0.07 dB
Peak SAR (extrapolated) = 30.7 W/kg
SAR(1 g) = 7.70 W/kg; SAR(10 g) = 2.26 W/kg
Maximum value of SAR (measured) = 18.3 W/kg

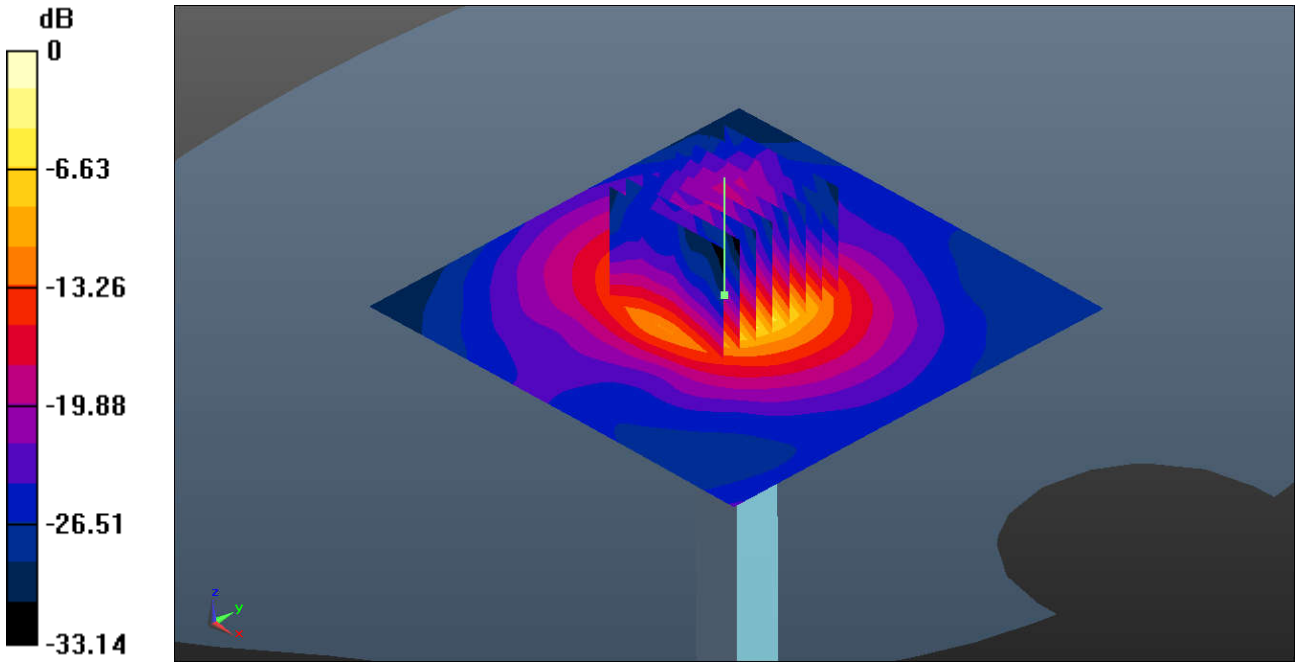

0 dB = 18.3 W/kg = 12.62 dBW/kg

Test Laboratory: Sporton International Inc. SAR/HAC Testing Lab Date: 2019.3.13

System Check_Head_5600MHz

DUT: D5GHzV2 - SN:1006

Communication System: UID 0, CW (0); Frequency: 5600 MHz;Duty Cycle: 1:1
Medium: HSL_5000 Medium parameters used: f = 5600 MHz; σ = 5.088 S/m; ε_r = 36.99; ρ = 1000 kg/m^3
Ambient Temperature：23.3 ℃; Liquid Temperature：22.7 ℃

DASY5 Configuration:
- Probe: EX3DV4 - SN3753; ConvF(9.03, 9.03, 9.03); Calibrated: 2018.5.29
- Sensor-Surface: 1.4mm (Mechanical Surface Detection)
- Electronics: DAE4 Sn1358; Calibrated: 2018.4.19
- Phantom: SAM2; Type: SAM; Serial: TP-1842
- Measurement SW: DASY52, Version 52.8 (8); SEMCAD X Version 14.6.10 (7372)

Pin=100mW/Area Scan (91x91x1): Interpolated grid: dx=1.000 mm, dy=1.000 mm
Maximum value of SAR (interpolated) = 21.1 W/kg

Pin=100mW/Zoom Scan (8x8x7)/Cube 0: Measurement grid: dx=4mm, dy=4mm, dz=1.4mm
Reference Value = 40.96 V/m; Power Drift = -0.04 dB
Peak SAR (extrapolated) = 34.7 W/kg
SAR(1 g) = 8.57 W/kg; SAR(10 g) = 2.53 W/kg
Maximum value of SAR (measured) = 20.8 W/kg

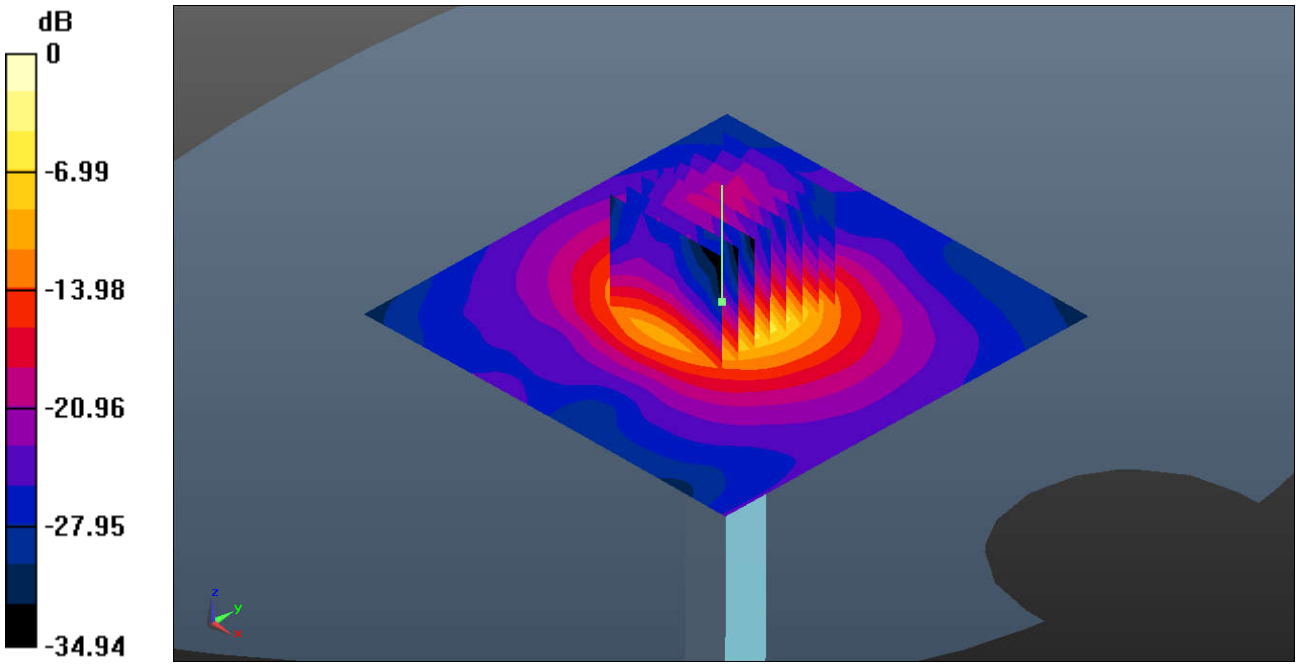

0 dB = 20.8 W/kg = 13.18 dBW/kg

Test Laboratory: Sporton International Inc. SAR/HAC Testing Lab Date: 2019.3.13

System Check_Head_5750MHz

DUT: D5GHzV2 - SN:1006

Communication System: UID 0, CW (0); Frequency: 5750 MHz;Duty Cycle: 1:1
Medium: HSL_5000 Medium parameters used: f = 5750 MHz; σ = 5.248 S/m; ε_r = 36.784; ρ = 1000 kg/m^3
Ambient Temperature：23.3 ℃； Liquid Temperature：22.7 ℃

DASY5 Configuration:
- Probe: EX3DV4 - SN3753; ConvF(9.03, 9.03, 9.03); Calibrated: 2018.5.29
- Sensor-Surface: 1.4mm (Mechanical Surface Detection)
- Electronics: DAE4 Sn1358; Calibrated: 2018.4.19
- Phantom: SAM2; Type: SAM; Serial: TP-1842
- Measurement SW: DASY52, Version 52.8 (8); SEMCAD X Version 14.6.10 (7372)

Pin=100mW/Area Scan (71x71x1): Interpolated grid: dx=1.000 mm, dy=1.000 mm
Maximum value of SAR (interpolated) = 9.75 W/kg

Pin=100mW/Zoom Scan (8x8x7)/Cube 0: Measurement grid: dx=4mm, dy=4mm, dz=1.4mmReference Value = 27.93 V/m; Power Drift = 0.06 dB
Peak SAR (extrapolated) = 18.5 W/kg
SAR(1 g) = 7.92 W/kg; SAR(10 g) = 2.21 W/kg
Maximum value of SAR (measured) = 9.68 W/kg

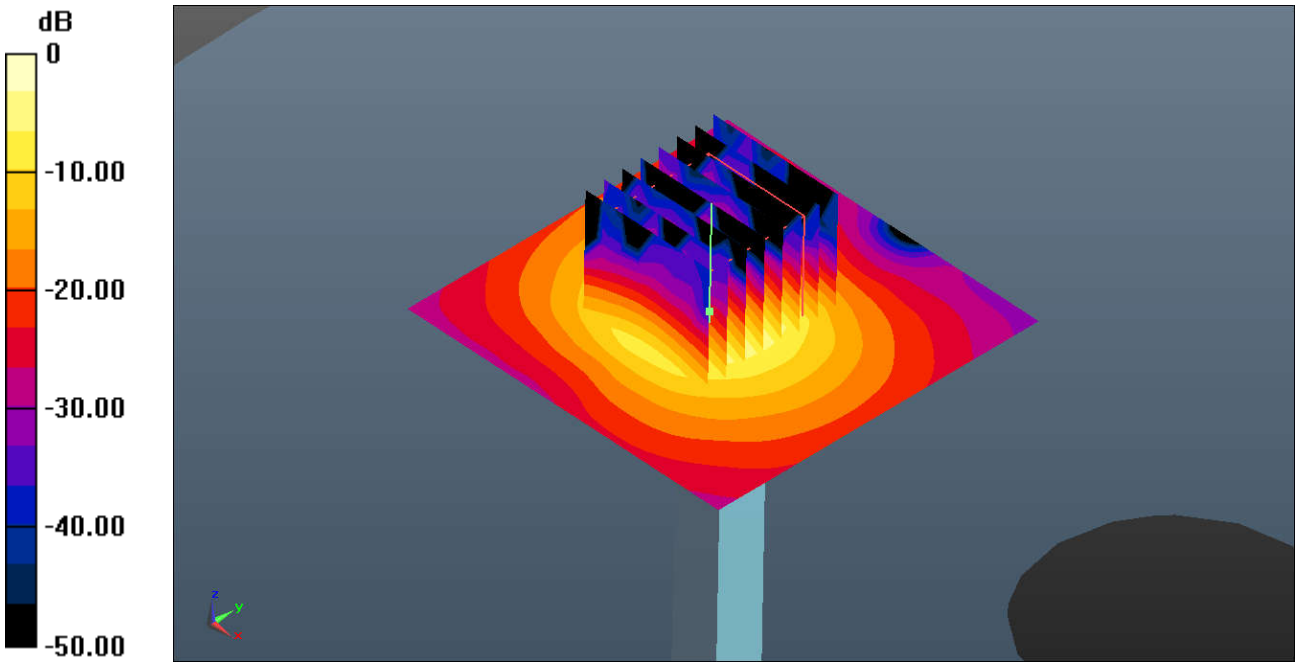

0 dB = 9.68 W/kg = 9.86 dBW/kg

Test Laboratory: Sporton International Inc. SAR/HAC Testing Lab Date: 2019.3.6

System Check_Body_835MHz

DUT: D835V2-4d151

Communication System: UID 0, CW (0); Frequency: 835 MHz;Duty Cycle: 1:1
Medium: MSL_835 Medium parameters used: f = 835 MHz; σ = 0.998 S/m; ε_r = 54.644; ρ = 1000 kg/m^3
Ambient Temperature：23.2 ℃； Liquid Temperature：22.8 ℃

DASY5 Configuration:
- Probe: EX3DV4 - SN3753; ConvF(9.24, 9.24, 9.24); Calibrated: 2018.5.29
- Sensor-Surface: 1.4mm (Mechanical Surface Detection)
- Electronics: DAE4 Sn1358; Calibrated: 2018.4.19
- Phantom: SAM1; Type: SAM; Serial: TP-1839
- Measurement SW: DASY52, Version 52.10 (1); SEMCAD X Version 14.6.11 (7439)

Pin=250mW/Area Scan (61x61x1): Interpolated grid: dx=1.500 mm, dy=1.500 mm
Maximum value of SAR (interpolated) = 3.77 W/kg

Pin=250mW/Zoom Scan (5x5x7)/Cube 0: Measurement grid: dx=8mm, dy=8mm, dz=5mm
Reference Value = 53.52 V/m; Power Drift = -0.08 dB
Peak SAR (extrapolated) = 3.85 W/kg
SAR(1 g) = 2.24 W/kg; SAR(10 g) = 1.51 W/kg
Maximum value of SAR (measured) = 3.57 W/kg

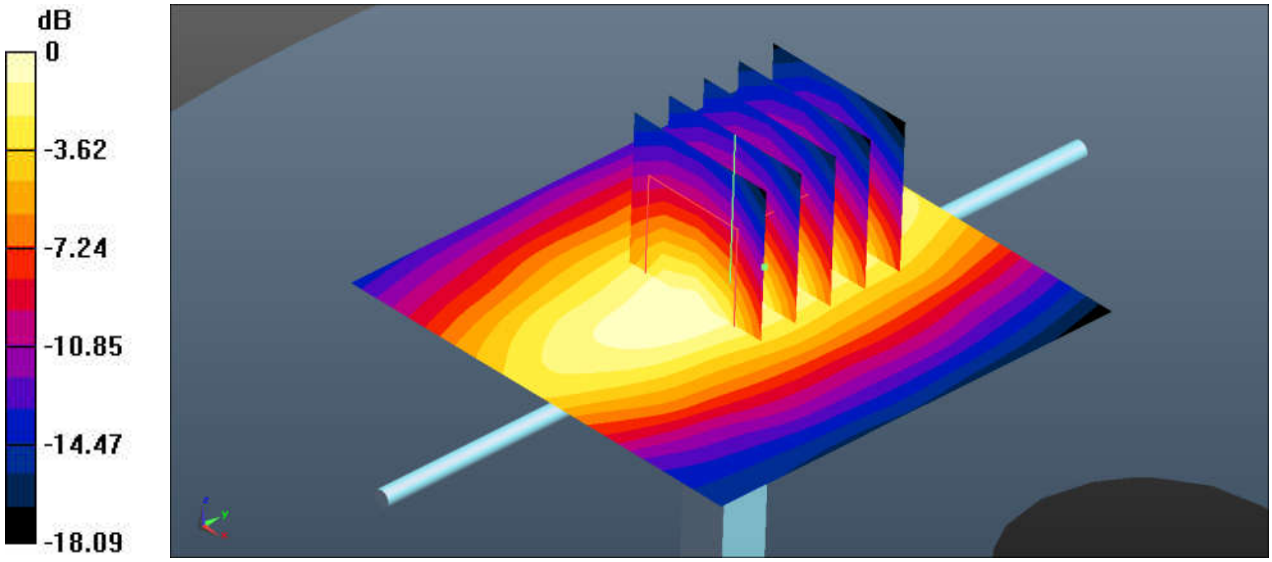

0 dB = 3.77 W/kg = 5.76 dBW/kg

Test Laboratory: Sporton International Inc. SAR/HAC Testing Lab Date: 2019.3.3

System Check_Body_1750MHz

DUT: D1750V2-1090

Communication System: UID 0, CW (0); Frequency: 1750 MHz;Duty Cycle: 1:1
Medium: MSL_1750 Medium parameters used: f = 1750 MHz; σ = 1.463 S/m; ε_r = 54.244; ρ = 1000 kg/m^3
Ambient Temperature：23.2 ℃； Liquid Temperature：22.7 ℃

DASY5 Configuration:
- Probe: EX3DV4 - SN3753; ConvF(7.76, 7.76, 7.76); Calibrated: 2018.5.29
- Sensor-Surface: 1.4mm (Mechanical Surface Detection)
- Electronics: DAE4 Sn1358; Calibrated: 2018.4.19
- Phantom: SAM2; Type: SAM; Serial: TP-1842
- Measurement SW: DASY52, Version 52.10 (1); SEMCAD X Version 14.6.11 (7439)

Pin=250mW/Area Scan (61x61x1): Interpolated grid: dx=1.500 mm, dy=1.500 mm
Maximum value of SAR (interpolated) = 15.0 W/kg

Pin=250mW/Zoom Scan (5x5x7)/Cube 0: Measurement grid: dx=8mm, dy=8mm, dz=5mm
Reference Value = 82.83 V/m; Power Drift = 0.11 dB
Peak SAR (extrapolated) = 18.2 W/kg
SAR(1 g) = 8.90 W/kg; SAR(10 g) = 4.71 W/kg
Maximum value of SAR (measured) = 14.9 W/kg

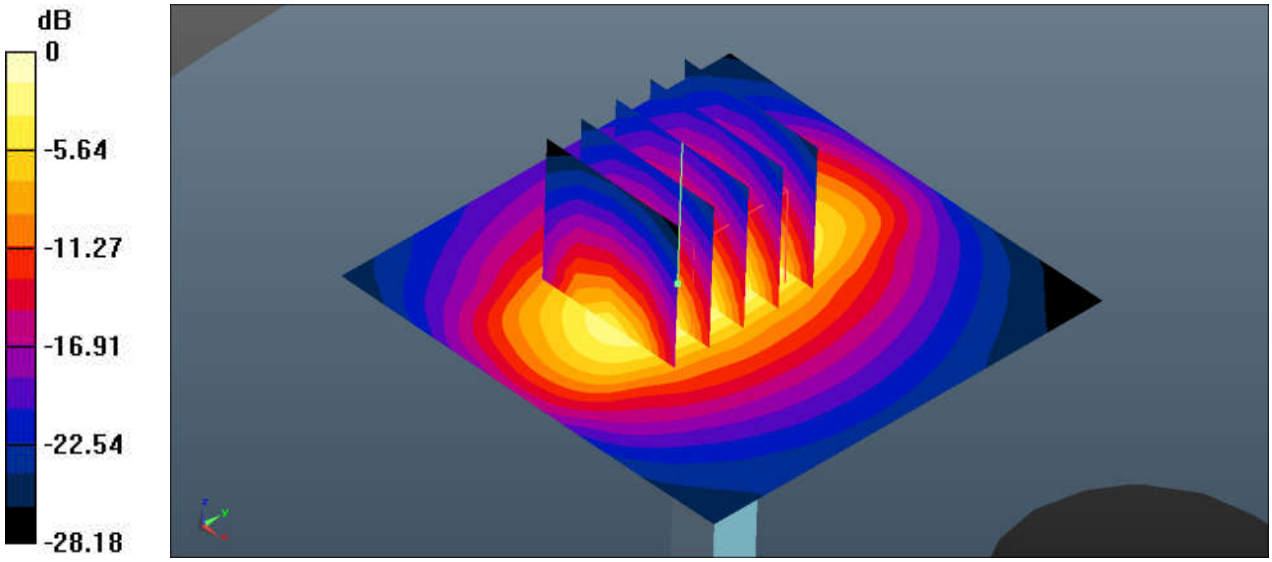

0 dB = 15.0 W/kg = 11.76 dBW/kg

Test Laboratory: Sporton International Inc. SAR/HAC Testing Lab Date: 2019.3.4

System Check_Body_1900MHz

DUT: D1900V2-5d170

Communication System: UID 0, CW (0); Frequency: 1900 MHz;Duty Cycle: 1:1
Medium: MSL_1900 Medium parameters used: f = 1900 MHz; σ = 1.517 S/m; ε_r = 52.597; ρ = 1000 kg/m^3
Ambient Temperature：23.2 ℃； Liquid Temperature：22.8 ℃

DASY5 Configuration:
- Probe: EX3DV4 - SN3753; ConvF(7.52, 7.52, 7.52); Calibrated: 2018.5.29
- Sensor-Surface: 1.4mm (Mechanical Surface Detection)
- Electronics: DAE4 Sn1358; Calibrated: 2018.4.19
- Phantom: SAM2; Type: SAM; Serial: TP-1842
- Measurement SW: DASY52, Version 52.10 (1); SEMCAD X Version 14.6.11 (7439)

Pin=250mW/Area Scan (61x61x1): Interpolated grid: dx=1.500 mm, dy=1.500 mm
Maximum value of SAR (interpolated) = 16.4 W/kg

Pin=250mW/Zoom Scan (5x5x7)/Cube 0: Measurement grid: dx=8mm, dy=8mm, dz=5mm
Reference Value = 89.72 V/m; Power Drift = 0.09 dB
Peak SAR (extrapolated) = 20.7 W/kg
SAR(1 g) = 9.7 W/kg; SAR(10 g) = 4.91 W/kg
Maximum value of SAR (measured) = 16.3 W/kg

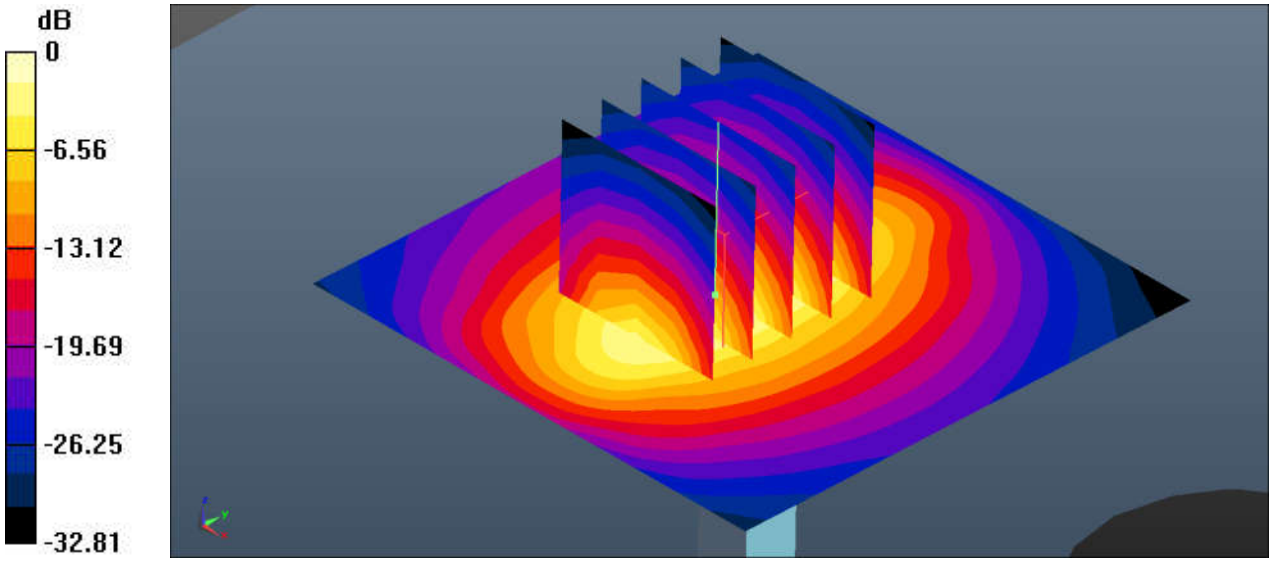

0 dB = 16.4 W/kg = 12.15 dBW/kg

Test Laboratory: Sporton International Inc. SAR/HAC Testing Lab Date: 2019.3.2

System Check_Body_2450MHz

DUT: D2450V2-908

Communication System: UID 0, CW (0); Frequency: 2450 MHz;Duty Cycle: 1:1
Medium: MSL_2450 Medium parameters used: f = 2450 MHz; σ = 2.036 S/m; ε_r = 52.662; ρ = 1000 kg/m^3
Ambient Temperature：23.3 ℃； Liquid Temperature：22.9 ℃

DASY5 Configuration:
- Probe: EX3DV4 - SN3753; ConvF(7.36, 7.36, 7.36); Calibrated: 2018.5.29
- Sensor-Surface: 1.4mm (Mechanical Surface Detection)
- Electronics: DAE4 Sn1358; Calibrated: 2018.4.19
- Phantom: SAM1; Type: SAM; Serial: TP-1839
- Measurement SW: DASY52, Version 52.10 (1); SEMCAD X Version 14.6.11 (7439)

Pin=250mW/Area Scan (81x81x1): Interpolated grid: dx=1.200 mm, dy=1.200 mm
Maximum value of SAR (interpolated) = 16.9 W/kg

Pin=250mW/Zoom Scan (7x7x7)/Cube 0: Measurement grid: dx=5mm, dy=5mm, dz=5mm
Reference Value = 81.14 V/m; Power Drift = -0.04 dB
Peak SAR (extrapolated) = 19.0 W/kg
SAR(1 g) = 12.3 W/kg; SAR(10 g) = 5.72 W/kg
Maximum value of SAR (measured) = 15.8 W/kg

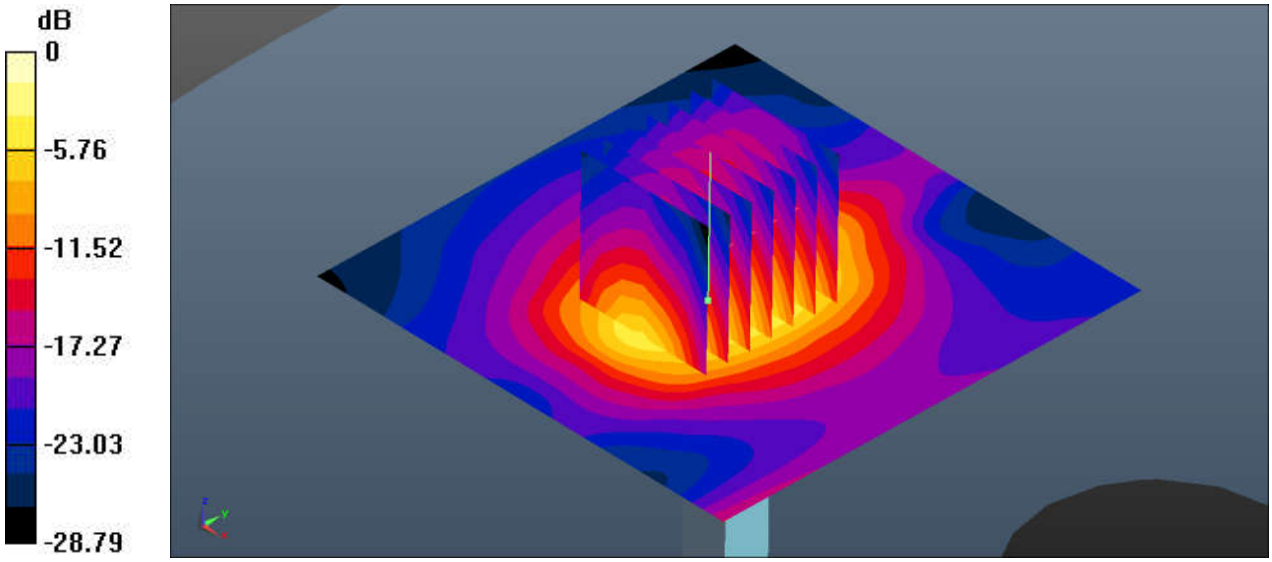

0 dB = 16.9 W/kg = 12.28 dBW/kg

Test Laboratory: Sporton International Inc. SAR/HAC Testing Lab Date: 2019.3.5

System Check_Body_2600MHz

DUT: D2600V2-1061

Communication System: UID 0, CW (0); Frequency: 2600 MHz;Duty Cycle: 1:1
Medium: MSL_2600 Medium parameters used: f = 2600 MHz; σ = 2.198 S/m; ε_r = 52.452; ρ = 1000 kg/m^3
Ambient Temperature：23.2 ℃； Liquid Temperature：22.7 ℃

DASY5 Configuration:
- Probe: EX3DV4 - SN3753; ConvF(7.03, 7.03, 7.03); Calibrated: 2018.5.29
- Sensor-Surface: 1.4mm (Mechanical Surface Detection)
- Electronics: DAE4 Sn1358; Calibrated: 2018.4.19
- Phantom: SAM1; Type: SAM; Serial: TP-1839
- Measurement SW: DASY52, Version 52.10 (1); SEMCAD X Version 14.6.11 (7439)

Pin=250mW/Area Scan (81x81x1): Interpolated grid: dx=1.200 mm, dy=1.200 mm
Maximum value of SAR (interpolated) = 28.2 W/kg

Pin=250mW/Zoom Scan (7x7x7)/Cube 0: Measurement grid: dx=5mm, dy=5mm, dz=5mm
Reference Value = 94.15 V/m; Power Drift = -0.07 dB
Peak SAR (extrapolated) = 36.5 W/kg
SAR(1 g) = 14.4 W/kg; SAR(10 g) = 6.53 W/kg
Maximum value of SAR (measured) = 27.9 W/kg

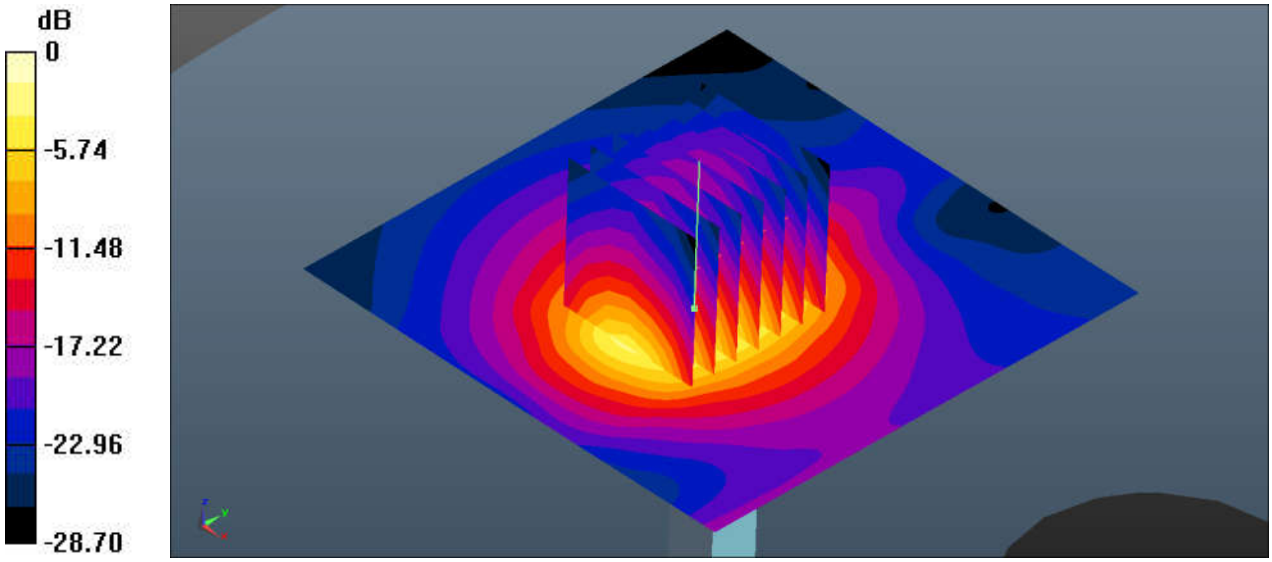

0 dB = 28.2 W/kg = 14.50 dBW/kg

Test Laboratory: Sporton International Inc. SAR/HAC Testing Lab Date: 2019.3.8

System Check_Body_5250MHz

DUT: D5GHzV2 - SN:1006

Communication System: UID 0, CW (0); Frequency: 5250 MHz;Duty Cycle: 1:1
Medium: MSL_5000 Medium parameters used: f = 5250 MHz; σ = 5.546 S/m; ε_r = 49.103; ρ = 1000 kg/m^3
Ambient Temperature：23.3 ℃； Liquid Temperature：22.6 ℃

DASY5 Configuration:
- Probe: EX3DV4 - SN3753; ConvF(4.88, 4.88, 4.88); Calibrated: 2018.5.29
- Sensor-Surface: 1.4mm (Mechanical Surface Detection)
- Electronics: DAE4 Sn1358; Calibrated: 2018.4.19
- Phantom: SAM2; Type: SAM; Serial: TP-1842
- Measurement SW: DASY52, Version 52.10 (1); SEMCAD X Version 14.6.11 (7439)

Pin=100mW/Area Scan (71x71x1): Interpolated grid: dx=1.000 mm, dy=1.000 mm
Maximum value of SAR (interpolated) = 9.78 W/kg

Pin=100mW/Zoom Scan (8x8x7)/Cube 0: Measurement grid: dx=4mm, dy=4mm, dz=1.4mm
Reference Value = 28.31 V/m; Power Drift = 0.02 dB
Peak SAR (extrapolated) = 16.4 W/kg
SAR(1 g) = 8.09 W/kg; SAR(10 g) = 2.14 W/kg
Maximum value of SAR (measured) = 9.82 W/kg

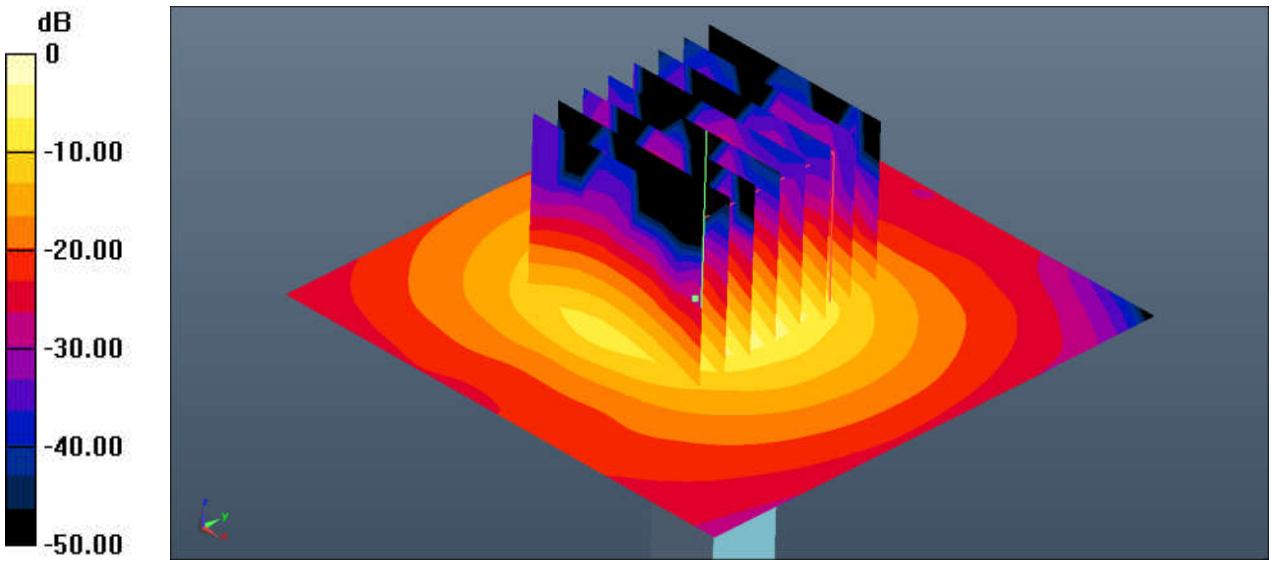

0 dB = 9.78 W/kg = 9.90 dBW/kg

Test Laboratory: Sporton International Inc. SAR/HAC Testing Lab Date: 2019.3.8

System Check_Body_5600MHz

DUT: D55GHzV2 - SN:1006

Communication System: UID 0, CW (0); Frequency: 5600 MHz;Duty Cycle: 1:1
Medium: MSL_5000 Medium parameters used: f = 5600 MHz; σ = 6.012 S/m; ε_r = 48.488; ρ = 1000 kg/m^3
Ambient Temperature：23.3 ℃； Liquid Temperature：22.6 ℃

DASY5 Configuration:
- Probe: EX3DV4 - SN3753; ConvF(4.28, 4.28, 4.28); Calibrated: 2018.5.29
- Sensor-Surface: 1.4mm (Mechanical Surface Detection)
- Electronics: DAE4 Sn1358; Calibrated: 2018.4.19
- Phantom: SAM2; Type: SAM; Serial: TP-1842
- Measurement SW: DASY52, Version 52.10 (1); SEMCAD X Version 14.6.11 (7439)

Pin=100mW/Area Scan (71x71x1): Interpolated grid: dx=1.000 mm, dy=1.000 mm
Maximum value of SAR (interpolated) = 11.3 W/kg

Pin=100mW/Zoom Scan (8x8x7)/Cube 0: Measurement grid: dx=4mm, dy=4mm, dz=1.4mm
Reference Value = 27.48 V/m; Power Drift = 0.06 dB
Peak SAR (extrapolated) = 19.4 W/kg
SAR(1 g) = 8.01 W/kg; SAR(10 g) = 2.31 W/kg
Maximum value of SAR (measured) = 11.2 W/kg

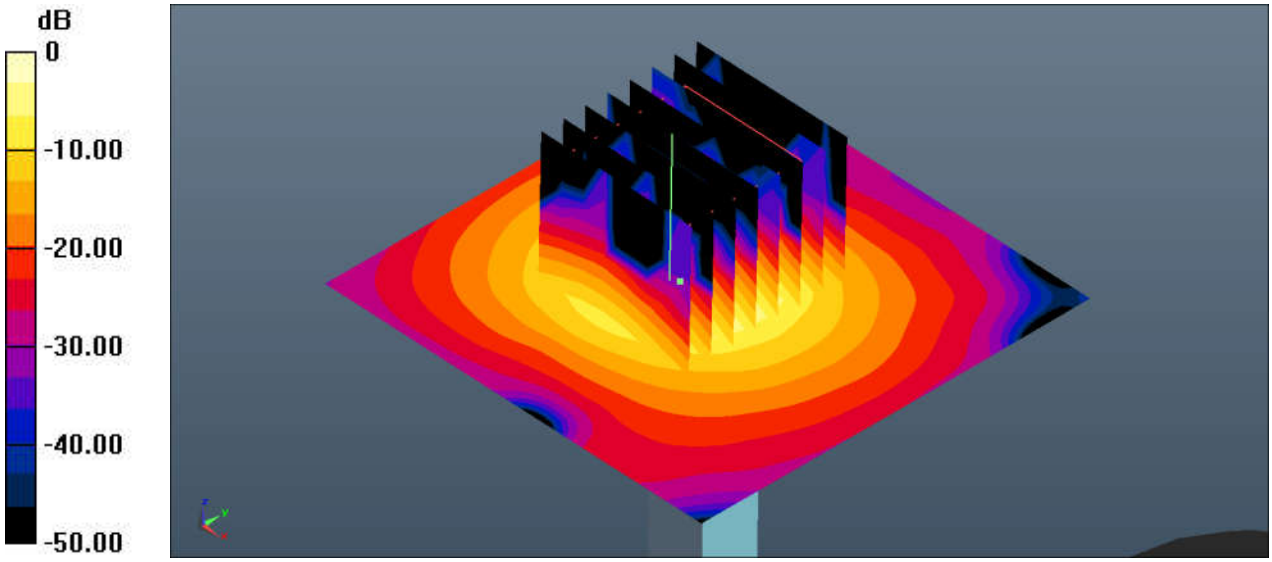

0 dB = 11.3 W/kg = 10.53 dBW/kg

Test Laboratory: Sporton International Inc. SAR/HAC Testing Lab Date: 2019.3.8

System Check_Body_5750MHz

DUT: D5GHzV2 - SN:1006

Communication System: UID 0, CW (0); Frequency: 5750 MHz;Duty Cycle: 1:1
Medium: MSL_5000 Medium parameters used: f = 5750 MHz; σ = 6.229 S/m; ε_r = 48.172; ρ = 1000 kg/m^3
Ambient Temperature：23.3 ℃； Liquid Temperature：22.6 ℃

DASY5 Configuration:
- Probe: EX3DV4 - SN3753; ConvF(4.53, 4.53, 4.53); Calibrated: 2018.5.29
- Sensor-Surface: 1.4mm (Mechanical Surface Detection)
- Electronics: DAE4 Sn1358; Calibrated: 2018.4.19
- Phantom: SAM2; Type: SAM; Serial: TP-1842
- Measurement SW: DASY52, Version 52.10 (1); SEMCAD X Version 14.6.11 (7439)

Pin=100mW/Area Scan (71x71x1): Interpolated grid: dx=1.000 mm, dy=1.000 mm
Maximum value of SAR (interpolated) = 10.3 W/kg

Pin=100mW/Zoom Scan (8x8x7)/Cube 0: Measurement grid: dx=4mm, dy=4mm, dz=1.4mm
Reference Value = 25.98 V/m; Power Drift = 0.03 dB
Peak SAR (extrapolated) = 18.7 W/kg
SAR(1 g) = 8.05 W/kg; SAR(10 g) = 2.21 W/kg
Maximum value of SAR (measured) = 10.3 W/kg

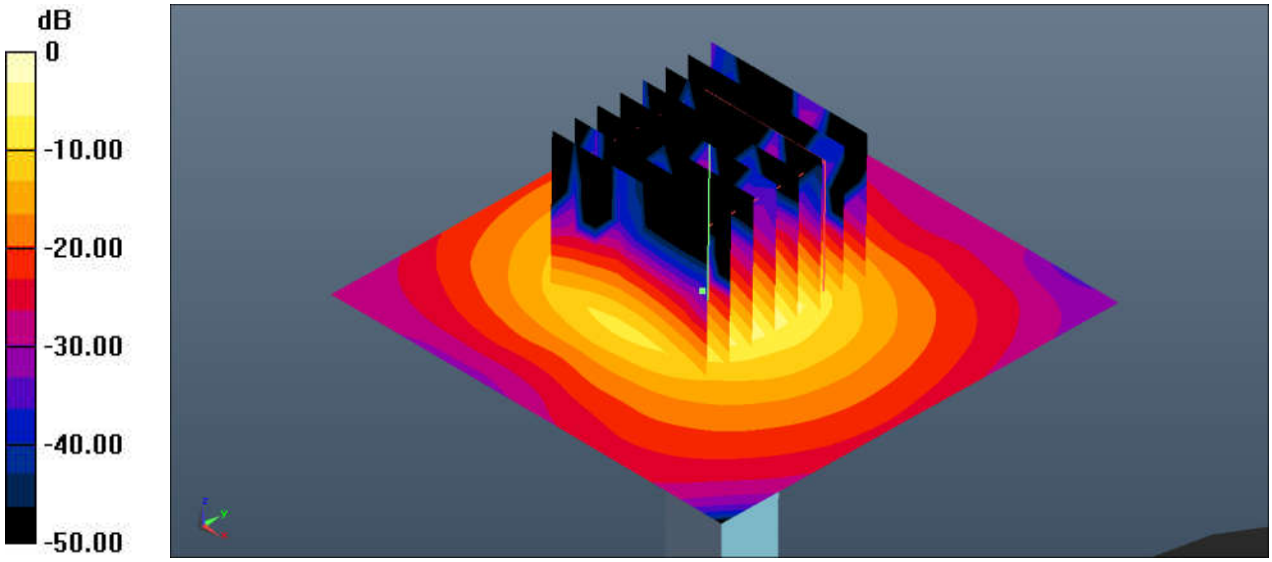

0 dB = 10.3 W/kg = 10.13 dBW/kg

Appendix B. Plots of High SAR Measurement

The plots are shown as follows.

Test Laboratory: Sporton International Inc. SAR/HAC Testing Lab Date: 2019.2.4

01_GSM850-UAT_Open_GPRS 2 Tx slots_Left Tilted_0mm_Ch128

Communication System: UID 0, GSM850 (0); Frequency: 824.2 MHz;Duty Cycle: 1:4.15
Medium: HSL_835 Medium parameters used f = 824.2 MHz; σ = 0.926 S/m; ε_r =41.97; ρ = 1000 kg/m
Ambient Temperature：23.3 ℃； Liquid Temperature：22.7 ℃

DASY5 Configuration:
- Probe: EX3DV4 - SN3753; ConvF(9.03, 9.03, 9.03); Calibrated: 2018.5.29
- Sensor-Surface: 1.4mm (Mechanical Surface Detection)
- Electronics: DAE4 Sn1358; Calibrated: 2018.4.19
- Phantom: SAM2; Type: SAM; Serial: TP-1842
- Measurement SW: DASY52, Version 52.8 (8); SEMCAD X Version 14.6.11 (7439)

Ch128/Area Scan (71x71x1): Interpolated grid: dx=1.500 mm, dy=1.500 mm
Maximum value of SAR (interpolated) = 0.844 W/kg

Ch128/Zoom Scan (5x5x7)/Cube 0: Measurement grid: dx=8mm, dy=8mm, dz=5mm
Reference Value = 2.851 V/m; Power Drift = 0.04 dB
Peak SAR (extrapolated) = 2.10 W/kg
SAR(1 g) = 0.847 W/kg; SAR(10 g) = 0.404 W/kg
Maximum value of SAR (measured) = 1.09 W/kg



0 dB = 0.844 W/kg = -0.74 dBW/kg

Test Laboratory: Sporton International Inc. SAR/HAC Testing Lab Date: 2019.2.5

02_GSM1900_UAT_Open_GPRS 4 Tx slots_Left Cheek_0mm_Ch512

Communication System: UID 0, PCS (0); Frequency: 1850.2 MHz;Duty Cycle: 1:2.08
Medium: HSL_1900 Medium parameters used: f = 1850.2 MHz; σ = 1.374 S/m; ε_r = 40.146; ρ = 1000 kg/m^3
Ambient Temperature：23.3 ℃; Liquid Temperature：22.7 ℃

DASY5 Configuration:
- Probe: EX3DV4 - SN3753; ConvF(7.77, 7.77, 7.77); Calibrated: 2018.5.29
- Sensor-Surface: 1.4mm (Mechanical Surface Detection)
- Electronics: DAE4 Sn1358; Calibrated: 2018.4.19
- Phantom: SAM2; Type: SAM; Serial: TP-1842
- Measurement SW: DASY52, Version 52.8 (8); SEMCAD X Version 14.6.11 (7439)

Ch512/Area Scan (71x101x1): Interpolated grid: dx=1.500 mm, dy=1.500 mm
Maximum value of SAR (interpolated) = 1.57 W/kg

Ch512/Zoom Scan (5x5x7)/Cube 0: Measurement grid: dx=8mm, dy=8mm, dz=5mm
Reference Value = 18.66 V/m; Power Drift = 0.07 dB
Peak SAR (extrapolated) = 2.06 W/kg
SAR(1 g) = 0.945 W/kg; SAR(10 g) = 0.497 W/kg
Maximum value of SAR (measured) = 1.17 W/kg



0 dB = 1.57 W/kg = 1.96 dBW/kg

Test Laboratory: Sporton International Inc. SAR/HAC Testing Lab Date: 2019.2.4

03_WCDMA V-UAT_Close_RMC 12.2Kbps_Left Tilted_0mm_Ch4132

Communication System: UID 0, WCDMA (0); Frequency: 826.4 MHz;Duty Cycle: 1:1
Medium: HSL_835 Medium parameters used f = 826.4 MHz; σ = 0.928 S/m; ε_r =41.94; ρ = 1000 kg/m
Ambient Temperature：23.3 ℃; Liquid Temperature：22.7 ℃

DASY5 Configuration:
- Probe: EX3DV4 - SN3753; ConvF(9.03, 9.03, 9.03); Calibrated: 2018.5.29
- Sensor-Surface: 1.4mm (Mechanical Surface Detection)
- Electronics: DAE4 Sn1358; Calibrated: 2018.4.19
- Phantom: SAM2; Type: SAM; Serial: TP-1842
- Measurement SW: DASY52, Version 52.8 (8); SEMCAD X Version 14.6.11 (7439)

Ch4132/Area Scan (71x101x1): Interpolated grid: dx=1.500 mm, dy=1.500 mm
Maximum value of SAR (interpolated) = 1.74 W/kg

Ch4132/Zoom Scan (5x5x7)/Cube 0: Measurement grid: dx=8mm, dy=8mm, dz=5mm
Reference Value = 3.540 V/m; Power Drift = 0.09 dB
Peak SAR (extrapolated) = 2.34 W/kg
SAR(1 g) = 0.946 W/kg; SAR(10 g) = 0.469 W/kg
Maximum value of SAR (measured) = 1.64 W/kg

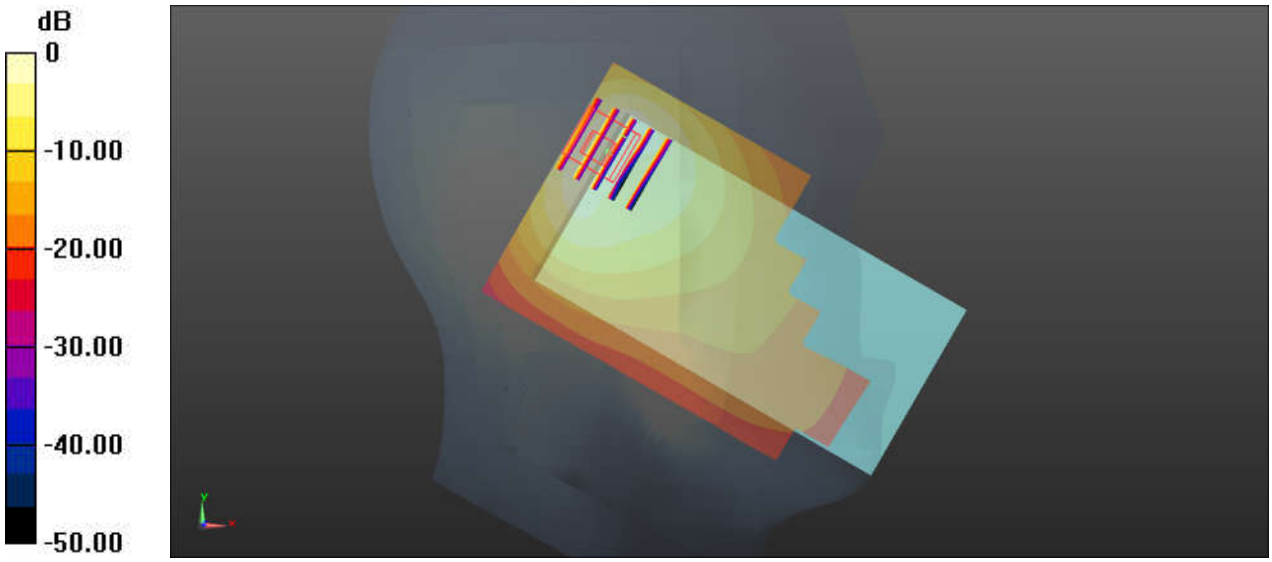

0 dB = 1.74 W/kg = 2.41 dBW/kg

Test Laboratory: Sporton International Inc. SAR/HAC Testing Lab Date: 2019.2.5

04_WCDMA II-UAT_Open_RMC 12.2Kbps_Left Cheek_0mm_Ch9538

Communication System: UID 0, WCDMA (0); Frequency: 1907.6 MHz;Duty Cycle: 1:1
Medium: HSL_1900 Medium parameters used: f = 1907.6 MHz; σ = 1.439 S/m; ε_r = 39.902; ρ = 1000kg/m^3
Ambient Temperature：23.3 ℃； Liquid Temperature：22.7 ℃

DASY5 Configuration:
- Probe: EX3DV4 - SN3753; ConvF(7.77, 7.77, 7.77); Calibrated: 2018.5.29
- Sensor-Surface: 1.4mm (Mechanical Surface Detection)
- Electronics: DAE4 Sn1358; Calibrated: 2018.4.19
- Phantom: SAM2; Type: SAM; Serial: TP-1842
- Measurement SW: DASY52, Version 52.8 (8); SEMCAD X Version 14.6.11 (7439)

Ch9538/Area Scan (71x81x1): Interpolated grid: dx=1.500 mm, dy=1.500 mm
Maximum value of SAR (interpolated) = 1.54 W/kg

Ch9538/Zoom Scan (5x5x7)/Cube 0: Measurement grid: dx=8mm, dy=8mm, dz=5mm
Reference Value = 17.67 V/m; Power Drift = -0.07 dB
Peak SAR (extrapolated) = 1.82 W/kg
SAR(1 g) = 0.787 W/kg; SAR(10 g) = 0.405 W/kg
Maximum value of SAR (measured) = 1.33 W/kg



0 dB = 1.54 W/kg = 1.88 dBW/kg

Test Laboratory: Sporton International Inc. SAR/HAC Testing Lab Date: 2019.2.5

05_WCDMA VI_RMC 12.2Kbps_Left Cheek_0mm_UAT_Open_Ch1513

Communication System: UID 0, UMTS (0); Frequency: 1752.6 MHz;Duty Cycle: 1:1
Medium: HSL_1750 Medium parameters used: f = 1753 MHz; σ = 1.408 S/m; ε_r = 41.007; ρ = 1000 kg/m^3
Ambient Temperature：23.3 ℃； Liquid Temperature：22.8 ℃

DASY5 Configuration:
- Probe: EX3DV4 - SN3753; ConvF(8.06, 8.06, 8.06); Calibrated: 2018.5.29
- Sensor-Surface: 3mm (Mechanical Surface Detection)
- Electronics: DAE4 Sn1358; Calibrated: 2018.4.19
- Phhantom: SAM2; Type: SAM; Serial: TP-1842
- Measurement SW: DASY52, Version 52.8 (8); SEMCAD X Version 14.6.11 (7439)

Ch1513/Area Scan (71x71x1): Interpolated grid: dx=1.500 mm, dy=1.500 mm
Maximum value of SAR (interpolated) = 1.19 W/kg

Ch1513/Zoom Scan (5x5x7)/Cube 0: Measurement grid: dx=8mm, dy=8mm, dz=5mm
Reference Value = 27.23 V/m; Power Drift = -0.04 dB
Peak SAR (extrapolated) = 1.78 W/kg
SAR(1 g) = 0.757 W/kg; SAR(10 g) = 0.364 W/kg
Maximum value of SAR (measured) = 0.999 W/kg



0 dB = 0.999 W/kg = -0.00 dBW/kg

06_CDMA BC0_RC3 SO55_Left Tilted_0mm_UAT_Close_Ch384

Communication System: UID 0, CDMA2000 (0); Frequency: 836.52 MHz;Duty Cycle: 1:1
Medium: HSL_835 Medium parameters used: f = 836.52 MHz; σ = 0.91 S/m; ε_r = 42.776; ρ = 1000$_{kg/m^3}$
Ambient Temperature：23.3 ℃; Liquid Temperature：22.7 ℃

DASY5 Configuration:
- Probe: EX3DV4 - SN3753; ConvF(9.03, 9.03, 9.03); Calibrated: 2018.5.29
- Sensor-Surface: 1.4mm (Mechanical Surface Detection)
- Electronics: DAE4 Sn1358; Calibrated: 2018.4.19
- Phantom: SAM2; Type: SAM; Serial: TP-1842
- Measurement SW: DASY52, Version 52.8 (8); SEMCAD X Version 14.6.11 (7439)

Ch384/Area Scan (71x61x1): Interpolated grid: dx=1.500 mm, dy=1.500 mm
Maximum value of SAR (interpolated) = 1.15 W/kg

Ch384/Zoom Scan (5x5x7)/Cube 0: Measurement grid: dx=8mm, dy=8mm, dz=5mm
Reference Value = 5.184 V/m; Power Drift = 0.01 dB
Peak SAR (extrapolated) = 1.86 W/kg
SAR(1 g) = 0.883 W/kg; SAR(10 g) = 0.446 W/kg
Maximum value of SAR (measured) = 1.16 W/kg

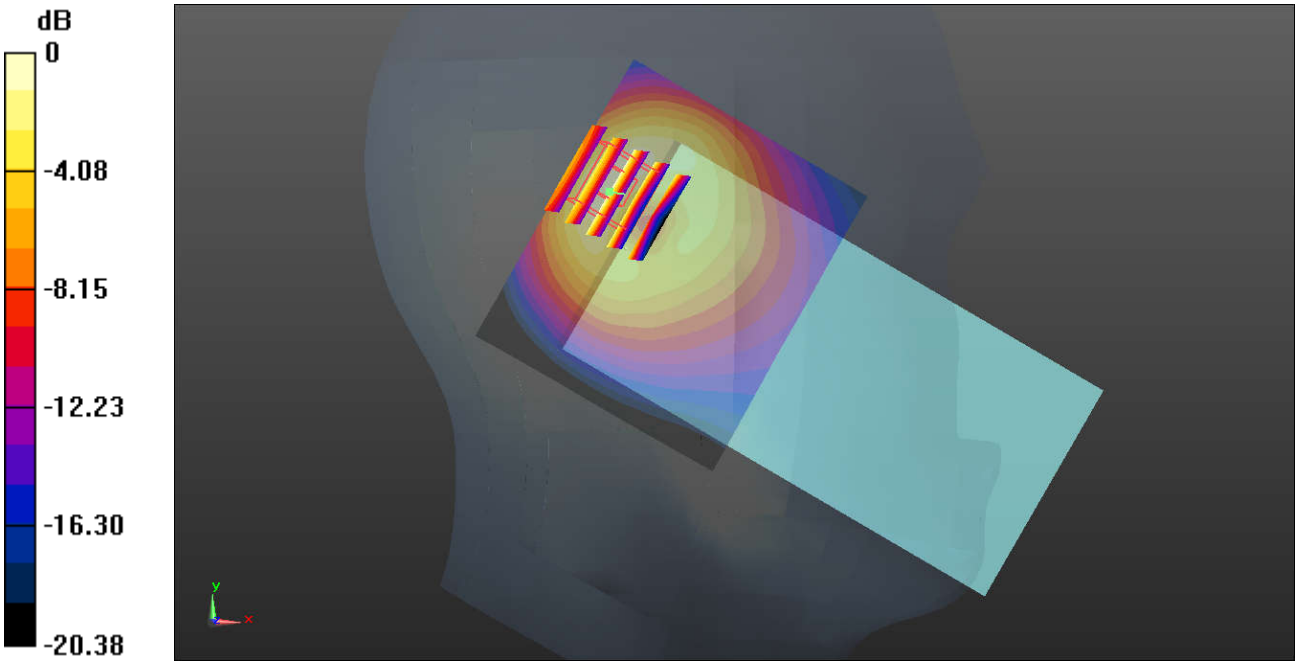

0 dB = 1.16 W/kg = 0.64 dBW/kg

Test Laboratory: Sporton International Inc. SAR/HAC Testing Lab Date: 2019.2.4

07_LTE Band 5_UAT_Close_10M_QPSK_1_0_Left Tilted_0mm_Ch20525

Communication System: UID 0, FDD_LTE (0); Frequency: 836.5 MHz;Duty Cycle: 1:1
Medium: HSL_835 Medium parameters used: f = 836.5 MHz; σ = 0.937 S/m; ε_r = 41.813; ρ = 1000 kg/m^3
Ambient Temperature：23.3 ℃； Liquid Temperature：22.7 ℃

DASY5 Configuration:
- Probe: EX3DV4 - SN3753; ConvF(9.03, 9.03, 9.03); Calibrated: 2018.5.29
- Sensor-Surface: 1.4mm (Mechanical Surface Detection)
- Electronics: DAE4 Sn1358; Calibrated: 2018.4.19
- Phantom: SAM2; Type: SAM; Serial: TP-1842
- Measurement SW: DASY52, Version 52.8 (8); SEMCAD X Version 14.6.11 (7439)

Ch20525/Area Scan (71x81x1): Interpolated grid: dx=1.500 mm, dy=1.500 mm
Maximum value of SAR (interpolated) = 1.15 W/kg

Ch20525/Zoom Scan (5x5x7)/Cube 0: Measurement grid: dx=8mm, dy=8mm, dz=5mm
Reference Value = 27.96 V/m; Power Drift = 0.03 dB
Peak SAR (extrapolated) = 2.26 W/kg
SAR(1 g) = 0.904 W/kg; SAR(10 g) = 0.411 W/kg
Maximum value of SAR (measured) = 1.59 W/kg

Ch20525/Zoom Scan (5x5x7)/Cube 1: Measurement grid: dx=8mm,dy=8mm, dz=5mm
Reference Value = 27.96 V/m; Power Drift = 0.03 dB
Peak SAR (extrapolated) = 2.25 W/kg
SAR(1 g) = 0.894 W/kg; SAR(10 g) = 0.444 W/kg
Maximum value of SAR (measured) = 1.56 W/kg

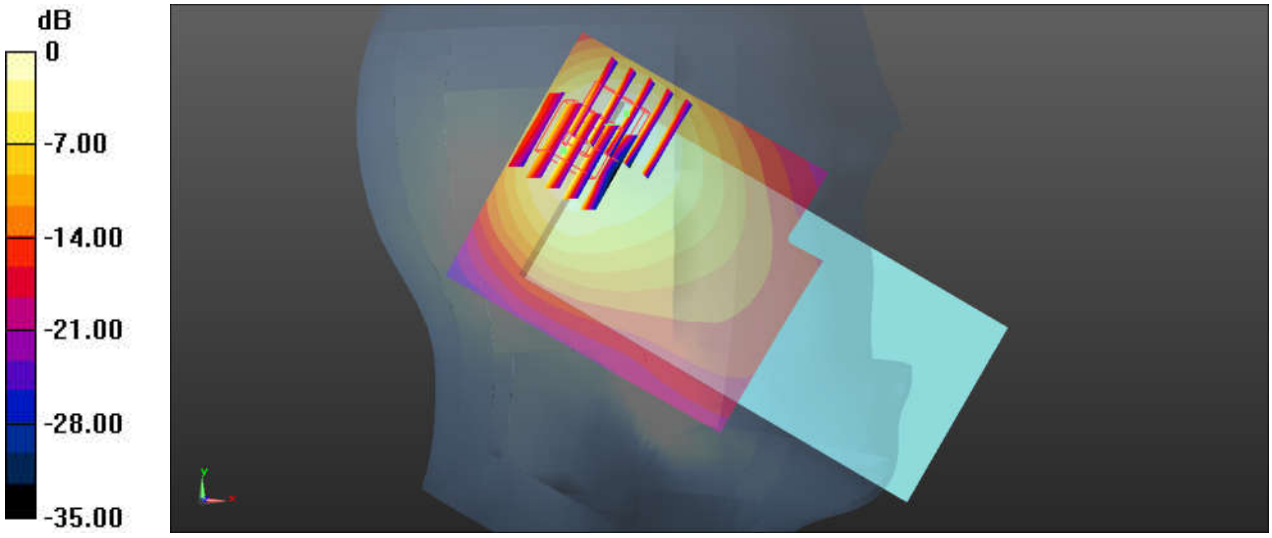

0 dB = 1.15 W/kg = 0.61 dBW/kg

Test Laboratory: Sporton International Inc. SAR/HAC Testing Lab Date: 2019.2.5

08_LTE Band 2_UAT_Open_20M_QPSK_1RB_0Offset_Left Cheek_0mm_Ch19100

Communication System: UID 0, LTE-FDD (0); Frequency: 1900 MHz;Duty Cycle: 1:1
Medium: HSL_1900 Medium parameters used: f = 1900 MHz; σ = 1.43 S/m; ε_r = 39.934; ρ = 1000 kg/m^3
Ambient Temperature：23.3 ℃; Liquid Temperature：22.7 ℃

DASY5 Configuration:
- Probe: EX3DV4 - SN3753; ConvF(7.77, 7.77, 7.77); Calibrated: 2018.5.29
- Sensor-Surface: 1.4mm (Mechanical Surface Detection)
- Electronics: DAE4 Sn1358; Calibrated: 2018.4.19
- Phantom: SAM2; Type: SAM; Serial: TP-1842
- Measurement SW: DASY52, Version 52.8 (8); SEMCAD X Version 14.6.11 (7439)

Ch19100/Area Scan (71x81x1): Interpolated grid: dx=1.500 mm, dy=1.500 mm
Maximum value of SAR (interpolated) = 1.89 W/kg

Ch19100/Zoom Scan (5x5x7)/Cube 0: Measurement grid: dx=8mm, dy=8mm, dz=5mm
Reference Value = 30.81 V/m; Power Drift = 0.08 dB
Peak SAR (extrapolated) = 2.26 W/kg
SAR(1 g) = 0.912 W/kg; SAR(10 g) = 0.459 W/kg
Maximum value of SAR (measured) = 1.55 W/kg



0 dB = 1.89 W/kg = 2.76 dBW/kg

09_LTE Band 4 UAT_20M_QPSK_50RB_0Offset_Left Cheek_0mm_Ch20175

Communication System: UID 0, FDD_LTE (0); Frequency: 1732.5 MHz;Duty Cycle: 1:1
Medium: HSL_1750 Medium parameters used: f = 1732.5 MHz; σ = 1.386 S/m; ε_r = 41.1; ρ = 1000 kg/m^3
Ambient Temperature：23.3 ℃; Liquid Temperature：22.8 ℃

DASY5 Configuration:
- Probe: EX3DV4 - SN3753; ConvF(8.06, 8.06, 8.06); Calibrated: 2018.5.29
- Sensor-Surface: 1.4mm (Mechanical Surface Detection)
- Electronics: DAE4 Sn1358; Calibrated: 2018.4.19
- Phantom: SAM2; Type: SAM; Serial: TP-1842
- Measurement SW: DASY52, Version 52.8 (8); SEMCAD X Version 14.6.11 (7439)

Ch20175/Area Scan (71x81x1): Interpolated grid: dx=1.500 mm, dy=1.500 mm
Maximum value of SAR (interpolated) = 1.31 W/kg

Ch20175/Zoom Scan (5x5x7)/Cube 0: Measurement grid: dx=8mm, dy=8mm, dz=5mm
Reference Value = 16.55 V/m; Power Drift = -0.18 dB
Peak SAR (extrapolated) = 2.12 W/kg
SAR(1 g) = 0.906 W/kg; SAR(10 g) = 0.429 W/kg
Maximum value of SAR (measured) = 1.30 W/kg

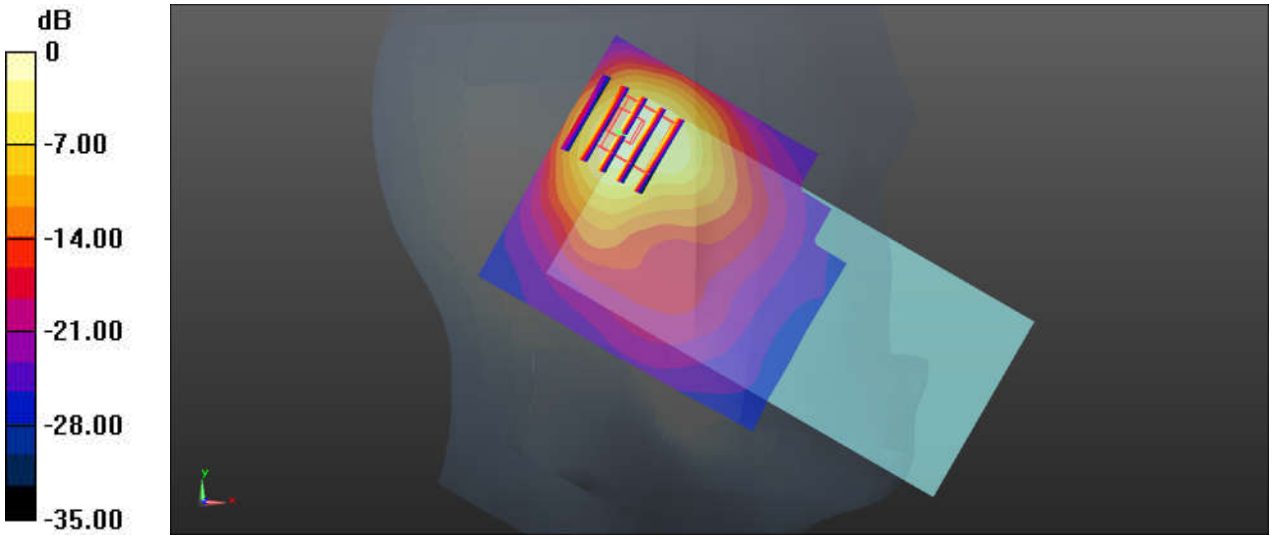

0 dB = 1.31 W/kg = 1.17 dBW/kg

Test Laboratory: Sporton International Inc. SAR/HAC Testing Lab Date: 2019.2.6

10_LTE Band 7_UAT_Open_20M_QPSK_1_0_Left Cheek_0mm_Ch20850

Communication System: UID 0, LTE-FDD (0); Frequency: 2510 MHz;Duty Cycle: 1:1
Medium: HSL_2600 Medium parameters used: f = 2510 MHz; σ = 1.93 S/m; ε_r = 38.654; ρ = 1000 kg/m^3
Ambient Temperature：23.3 ℃； Liquid Temperature：22.7 ℃

DASY5 Configuration:
- Probe: EX3DV4 - SN3753; ConvF(7.2, 7.2, 7.2); Calibrated: 2018.5.29
- Sensor-Surface: 1.4mm (Mechanical Surface Detection)
- Electronics: DAE4 Sn1358; Calibrated: 2018.4.19
- Phantom: SAM1; Type: SAM; Serial: TP-1839
- Measurement SW: DASY52, Version 52.8 (8); SEMCAD X Version 14.6.11 (7439)

Ch20850/Area Scan (91x91x1): Interpolated grid: dx=1.200 mm, dy=1.200 mm
Maximum value of SAR (interpolated) = 1.35 W/kg

Ch20850/Zoom Scan (7x7x7)/Cube 0: Measurement grid: dx=5mm, dy=5mm, dz=5mm
Reference Value = 14.19 V/m; Power Drift = 0.08 dB
Peak SAR (extrapolated) = 2.46 W/kg
SAR(1 g) = 0.940 W/kg; SAR(10 g) = 0.409 W/kg
Maximum value of SAR (measured) = 1.30 W/kg



0 dB = 1.35 W/kg = 1.30 dBW/kg

Test Laboratory: Sporton International Inc. SAR/HAC Testing Lab Date: 2019.2.6

11_LTE Band 41_UAT_Close_20M_QPSK_1_49_Left Cheek_0mm_Ch41490

Communication System: UID 0, LTE-TDD (0); Frequency: 2680 MHz;Duty Cycle: 1:1.59
Medium: HSL_2600 Medium parameters used: f = 2680 MHz; σ = 2.131 S/m; ε_r = 38.004; ρ = 1000 kg/m^3
Ambient Temperature：23.3 ℃; Liquid Temperature：22.7 ℃

DASY5 Configuration:
- Probe: EX3DV4 - SN3753; ConvF(7.2, 7.2, 7.2); Calibrated: 2018.5.29
- Sensor-Surface: 1.4mm (Mechanical Surface Detection)
- Electronics: DAE4 Sn1358; Calibrated: 2018.4.19
- Phantom: SAM1; Type: SAM; Serial: TP-1839
- Measurement SW: DASY52, Version 52.8 (8); SEMCAD X Version 14.6.11 (7439)

Ch41490/Area Scan (81x71x1): Interpolated grid: dx=1.200 mm, dy=1.200 mm
Maximum value of SAR (interpolated) = 1.33 W/kg

Ch41490/Zoom Scan (7x7x7)/Cube 0: Measurement grid: dx=5mm, dy=5mm, dz=5mm
Reference Value = 12.22 V/m; Power Drift = -0.03 dB
Peak SAR (extrapolated) = 2.46 W/kg
SAR(1 g) = 1.05 W/kg; SAR(10 g) = 0.414 W/kg
Maximum value of SAR (measured) = 1.32 W/kg



0 dB = 1.32 W/kg = 1.21 dBW/kg

Test Laboratory: Sporton International Inc. SAR/HAC Testing Lab Date: 2019.3.12

12_WLAN2.4GHz_802.11b 1Mbps_Right Cheek_0mm_Ant 1_Open_Ch1

Communication System: UID 0, WIFI (0); Frequency: 2412 MHz;Duty Cycle: 1:1
Medium: HSL_2450 Medium parameters used: f = 2412 MHz; σ = 1.813 S/m; ε_r = 39.041; ρ = 1000 kg/m^3
Ambient Temperature：23.4 ℃； Liquid Temperature：22.6 ℃

DASY5 Configuration:
- Probe: EX3DV4 - SN3753; ConvF(7.4, 7.4, 7.4); Calibrated: 2018.5.29
- Sensor-Surface: 1.4mm (Mechanical Surface Detection)
- Electronics: DAE4 Sn1358; Calibrated: 2018.4.19
- Phantom: SAM2; Type: SAM; Serial: TP-1842
- Measurement SW: DASY52, Version 52.8 (8); SEMCAD X Version 14.6.10 (7372)

Ch1/Area Scan (91x91x1): Interpolated grid: dx=1.200 mm, dy=1.200 mm
Maximum value of SAR (interpolated) = 0.895 W/kg

Ch1/Zoom Scan (7x7x7)/Cube 0: Measurement grid: dx=5mm, dy=5mm, dz=5mm
Reference Value = 5.904 V/m; Power Drift = 0.06 dB
Peak SAR (extrapolated) = 1.95 W/kg
SAR(1 g) = 0.620 W/kg; SAR(10 g) = 0.247 W/kg
Maximum value of SAR (measured) = 0.946 W/kg



0 dB = 0.946 W/kg = -0.24 dBW/kg

Test Laboratory: Sporton International Inc. SAR/HAC Testing Lab Date: 2019.3.12

13_WLAN2.4GHz_802.11b 1Mbps_Right Cheek_0mm_Ant 1+2_Open_Ch1

Communication System: UID 0, WIFI (0); Frequency: 2412 MHz;Duty Cycle: 1:1
Medium: HSL_2450 Medium parameters used: f = 2412 MHz; σ = 1.813 S/m; ε_r = 39.041; ρ = 1000 kg/m^3
Ambient Temperature：23.4 ℃； Liquid Temperature：22.6 ℃

DASY5 Configuration:
- Probe: EX3DV4 - SN3753; ConvF(7.4, 7.4, 7.4); Calibrated: 2018.5.29
- Sensor-Surface: 1.4mm (Mechanical Surface Detection)
- Electronics: DAE4 Sn1358; Calibrated: 2018.4.19
- Phantom: SAM2; Type: SAM; Serial: TP-1842
- Measurement SW: DASY52, Version 52.8 (8); SEMCAD X Version 14.6.10 (7372)

Ch1/Area Scan (91x71x1): Interpolated grid: dx=1.200 mm, dy=1.200 mm
Maximum value of SAR (interpolated) = 0.943 W/kg

Ch1/Zoom Scan (7x7x7)/Cube 0: Measurement grid: dx=5mm, dy=5mm, dz=5mm
Reference Value = 6.856 V/m; Power Drift = 0.08 dB
Peak SAR (extrapolated) = 2.00 W/kg
SAR(1 g) = 0.685 W/kg; SAR(10 g) = 0.257 W/kg
Maximum value of SAR (measured) = 1.03 W/kg



0 dB = 1.03 W/kg = 0.13 dBW/kg

14_WLAN5GHz_802.11a 6Mbps_Right Cheek_0mm_Ant2_Open_Ch52

Communication System: UID 0, WIFI (0); Frequency: 5260 MHz;Duty Cycle: 1:1.015
Medium: HSL_5000 Medium parameters used: f = 5260 MHz; σ = 4.741 S/m; ε_r = 37.461; ρ = 1000 kg/m^3
Ambient Temperature：23.3 ℃； Liquid Temperature：22.7 ℃

DASY5 Configuration:
- Probe: EX3DV4 - SN3753; ConvF(5.41, 5.41, 5.41); Calibrated: 2018.5.29
- Sensor-Surface: 1.4mm (Mechanical Surface Detection)
- Electronics: DAE4 Sn1358; Calibrated: 2018.4.19
- Phantom: SAM2; Type: SAM; Serial: TP-1842
- Measurement SW: DASY52, Version 52.8 (8); SEMCAD X Version 14.6.10 (7372)

Ch52/Area Scan (101x81x1): Interpolated grid: dx=1.000 mm, dy=1.000 mm
Maximum value of SAR (interpolated) = 0.198 W/kg

Ch52/Zoom Scan (7x7x7)/Cube 0: Measurement grid: dx=4mm, dy=4mm, dz=1.4mm
Reference Value = 0 V/m; Power Drift = 0.03 dB
Peak SAR (extrapolated) = 0.390 W/kg
SAR(1 g) = 0.068 W/kg; SAR(10 g) = 0.015 W/kg
Maximum value of SAR (measured) = 0.221 W/kg



0 dB = 0.221 W/kg = -6.56 dBW/kg

15_WLAN5GHz_802.11a 6Mbps_Right Cheek_0mm_Ant1+2_Open_Ch52

Communication System: UID 0, WIFI (0); Frequency: 5260 MHz;Duty Cycle: 1:1.015
Medium: HSL_5000 Medium parameters used: f = 5260 MHz; σ = 4.741 S/m; ε_r = 37.461; ρ = 1000 kg/m^3
Ambient Temperature：23.3 ℃; Liquid Temperature：22.7 ℃

DASY5 Configuration:
- Probe: EX3DV4 - SN3753; ConvF(5.41, 5.41, 5.41); Calibrated: 2018.5.29
- Sensor-Surface: 1.4mm (Mechanical Surface Detection)
- Electronics: DAE4 Sn1358; Calibrated: 2018.4.19
- Phantom: SAM2; Type: SAM; Serial: TP-1842
- Measurement SW: DASY52, Version 52.8 (8); SEMCAD X Version 14.6.10 (7372)

Ch52/Area Scan (101x81x1): Interpolated grid: dx=1.000 mm, dy=1.000 mm
Maximum value of SAR (interpolated) = 1.19 W/kg

Ch52/Zoom Scan (7x7x7)/Cube 0: Measurement grid: dx=4mm, dy=4mm, dz=1.4mm
Reference Value = 9.146 V/m; Power Drift = -0.03 dB
Peak SAR (extrapolated) = 2.09 W/kg
SAR(1 g) = 0.406 W/kg; SAR(10 g) = 0.129 W/kg
Maximum value of SAR (measured) = 1.10 W/kg

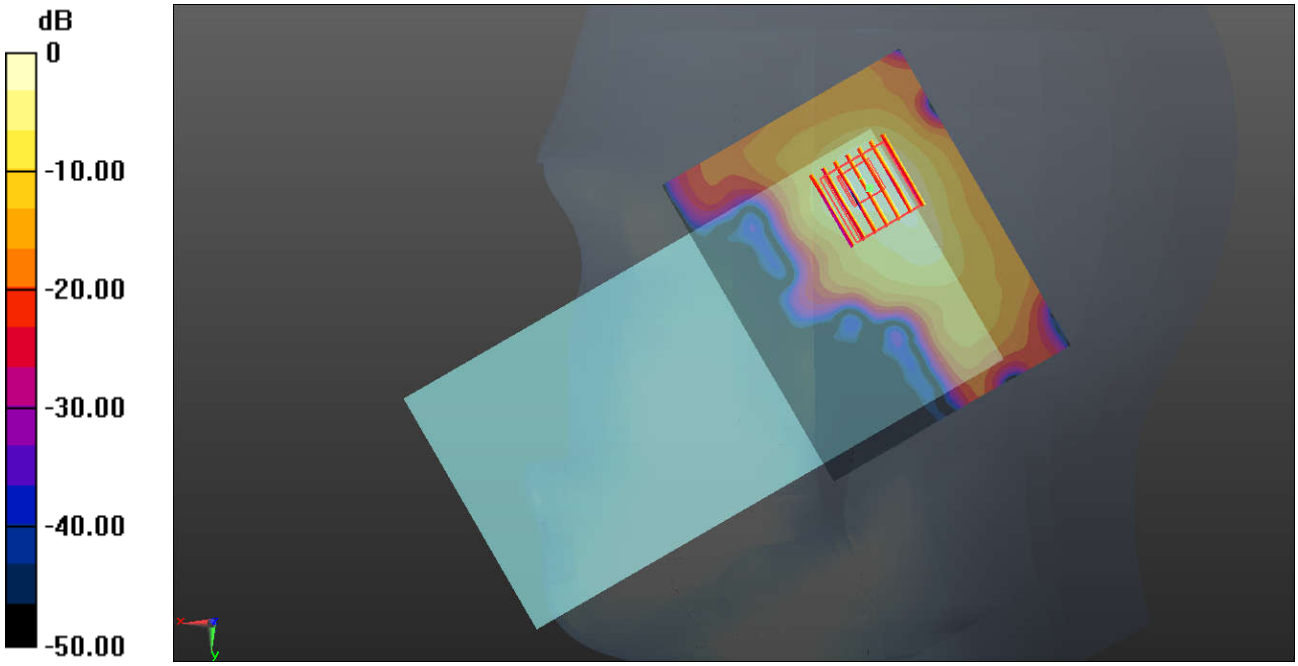

0 dB = 1.10 W/kg = 0.41 dBW/kg

16_WLAN5GHz_802.11a 6Mbps_Right Cheek_0mm_Ant2_Close_Ch100

Communication System: UID 0, WIFI (0); Frequency: 5500 MHz;Duty Cycle: 1:1.015
Medium: HSL_5000 Medium parameters used: f = 5500 MHz; σ = 4.979 S/m; ε_r = 37.132; ρ = 1000 kg/m^3
Ambient Temperature：23.2 ℃； Liquid Temperature：22.7 ℃

DASY5 Configuration:
- Probe: EX3DV4 - SN3753; ConvF(9.03, 9.03, 9.03); Calibrated: 2018.5.29
- Sensor-Surface: 1.4mm (Mechanical Surface Detection)
- Electronics: DAE4 Sn1358; Calibrated: 2018.4.19
- Phantom: SAM2; Type: SAM; Serial: TP-1842
- Measurement SW: DASY52, Version 52.8 (8); SEMCAD X Version 14.6.10 (7372)

Ch100/Area Scan (101x81x1): Interpolated grid: dx=1.000 mm, dy=1.000 mm
Maximum value of SAR (interpolated) = 0.0167 W/kg

Ch100/Zoom Scan (7x7x7)/Cube 0: Measurement grid: dx=4mm, dy=4mm, dz=1.4mm
Reference Value = 0.5530 V/m; Power Drift = 0.09 dB
Peak SAR (extrapolated) = 0.104 W/kg
SAR(1 g) = 0.006 W/kg; SAR(10 g) = 0.001 W/kg
Maximum value of SAR (measured) = 0.0242 W/kg

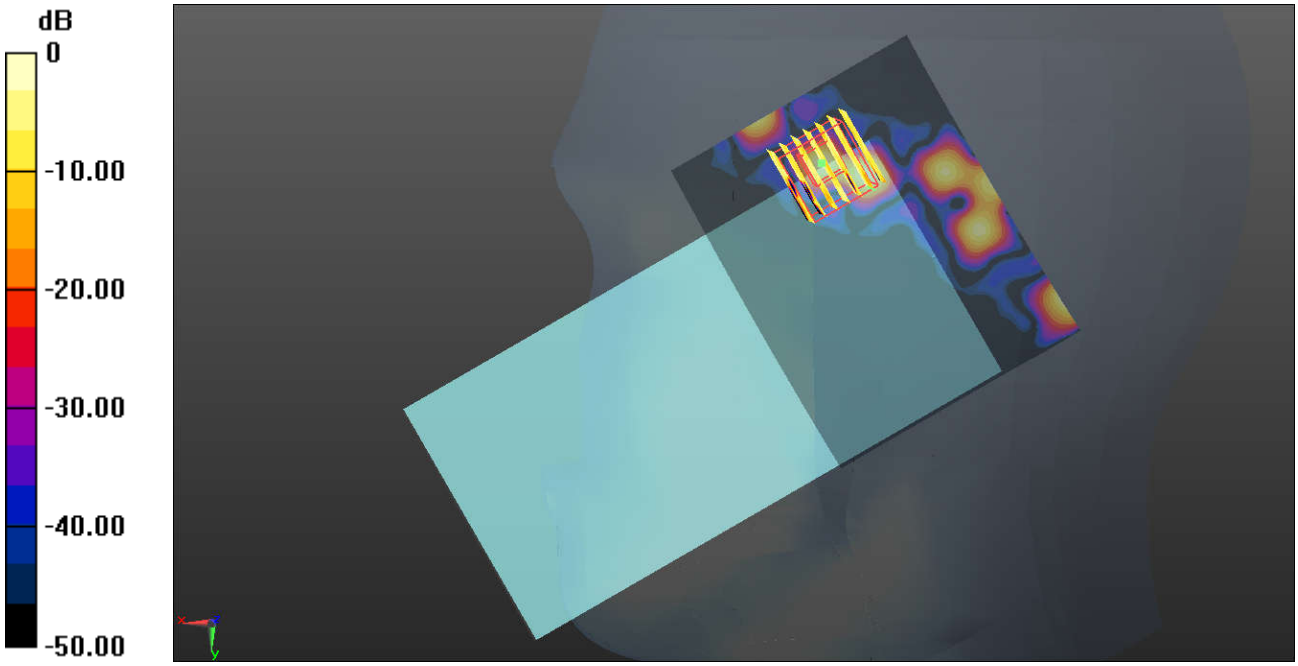

0 dB = 0.0242 W/kg = -16.16 dBW/kg

17_WLAN5GHz_802.11a 6Mbps_Right Cheek_0mm_Ant1+2_Open_Ch100

Communication System: UID 0, WIFI (0); Frequency: 5500 MHz;Duty Cycle: 1:1.015
Medium: HSL_5000 Medium parameters used: f = 5500 MHz; σ = 4.979 S/m; ε_r = 37.132; ρ = 1000 kg/m^3
Ambient Temperature：23.3 ℃; Liquid Temperature：22.7 ℃

DASY5 Configuration:
- Probe: EX3DV4 - SN3753; ConvF(9.03, 9.03, 9.03); Calibrated: 2018.5.29
- Sensor-Surface: 1.4mm (Mechanical Surface Detection)
- Electronics: DAE4 Sn1358; Calibrated: 2018.4.19
- Phantom: SAM2; Type: SAM; Serial: TP-1842
- Measurement SW: DASY52, Version 52.8 (8); SEMCAD X Version 14.6.10 (7372)

Ch100/Area Scan (101x81x1): Interpolated grid: dx=1.000 mm, dy=1.000 mm
Maximum value of SAR (interpolated) = 0.944 W/kg

Ch100/Zoom Scan (7x7x7)/Cube 0: Measurement grid: dx=4mm, dy=4mm, dz=1.4mm
Reference Value = 3.403 V/m; Power Drift = 0.19 dB
Peak SAR (extrapolated) = 1.59 W/kg
SAR(1 g) = 0.337 W/kg; SAR(10 g) = 0.086 W/kg
Maximum value of SAR (measured) = 0.919 W/kg



0 dB = 0.919 W/kg = -0.37 dBW/kg

Test Laboratory: Sporton International Inc. SAR/HAC Testing Lab Date: 2019.3.13

18_WLAN5GHz_802.11a 6Mbps_Right Cheek_0mm_Ant2_Open_Ch157

Communication System: UID 0, WIFI (0); Frequency: 5785 MHz;Duty Cycle: 1:1.015
Medium: HSL_5000 Medium parameters used : f = 5785 MHz; σ = 5.282 S/m; ε_r = 36.745; ρ = 1000 kg/m^3
Ambient Temperature：23.3 ℃； Liquid Temperature：22.7 ℃

DASY5 Configuration:
- Probe: EX3DV4 - SN3753; ConvF(9.03, 9.03, 9.03); Calibrated: 2018.5.29
- Sensor-Surface: 1.4mm (Mechanical Surface Detection)
- Electronics: DAE4 Sn1358; Calibrated: 2018.4.19
- Phantom: SAM2; Type: SAM; Serial: TP-1842
- Measurement SW: DASY52, Version 52.8 (8); SEMCAD X Version 14.6.10 (7372)

Ch157/Area Scan (101x71x1): Interpolated grid: dx=1.000 mm, dy=1.000 mm
Maximum value of SAR (interpolated) = 0.0669 W/kg

Ch157/Zoom Scan (7x7x7)/Cube 0: Measurement grid: dx=4mm, dy=4mm, dz=1.4mm
Reference Value = 0.9970 V/m; Power Drift = -0.02 dB
Peak SAR (extrapolated) = 0.109 W/kg
SAR(1 g) = 0.011 W/kg; SAR(10 g) = 0.00318 W/kg
Maximum value of SAR (measured) = 0.0342 W/kg

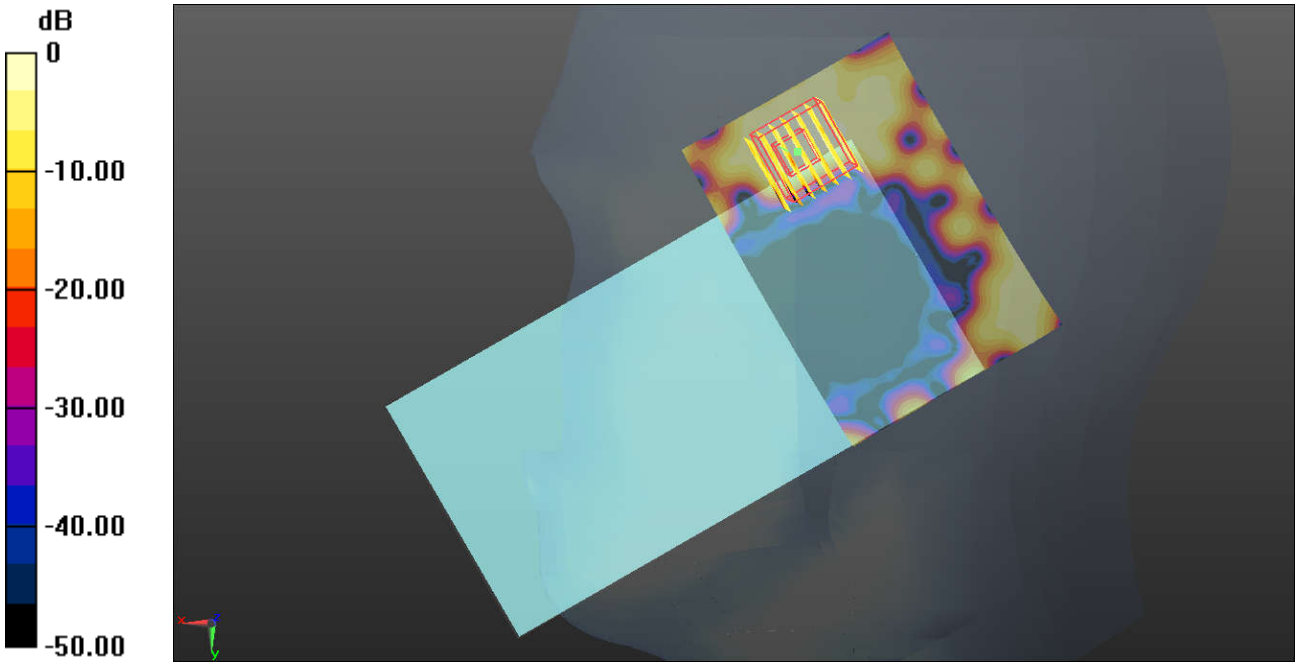

0 dB = 0.0342 W/kg = -14.66 dBW/kg

19_WLAN5GHz_802.11a 6Mbps_Right Cheek_0mm_Ant1+2_Open_Ch157

Communication System: UID 0, WIFI (0); Frequency: 5785 MHz;Duty Cycle: 1:1.015
Medium: HSL_5000 Medium parameters used : f = 5785 MHz; σ = 5.282 S/m; ε_r = 36.745; ρ = 1000 kg/m^3
Ambient Temperature：23.3 ℃； Liquid Temperature：22.7 ℃

DASY5 Configuration:
- Probe: EX3DV4 - SN3753; ConvF(9.03, 9.03, 9.03); Calibrated: 2018.5.29
- Sensor-Surface: 1.4mm (Mechanical Surface Detection)
- Electronics: DAE4 Sn1358; Calibrated: 2018.4.19
- Phantom: SAM2; Type: SAM; Serial: TP-1842
- Measurement SW: DASY52, Version 52.8 (8); SEMCAD X Version 14.6.10 (7372)

Ch157/Area Scan (101x71x1): Interpolated grid: dx=1.000 mm, dy=1.000 mm
Maximum value of SAR (interpolated) = 1.56 W/kg

Ch157/Zoom Scan (7x7x7)/Cube 0: Measurement grid: dx=4mm, dy=4mm, dz=1.4mm
Reference Value = 6.294 V/m; Power Drift = -0.1 dB
Peak SAR (extrapolated) = 2.48 W/kg
SAR(1 g) = 0.495 W/kg; SAR(10 g) = 0.141 W/kg
Maximum value of SAR (measured) = 1.28 W/kg



0 dB = 1.28 W/kg = 1.07 dBW/kg

Test Laboratory: Sporton International Inc. SAR/HAC Testing Lab Date: 2019.3.12

20_Bluetooth_1Mbps_Right Cheek_0mm_Open_Ch78

Communication System: UID 0, Bluetooth (0); Frequency: 2480 MHz;Duty Cycle: 1:1.302
Medium: HSL_2450 Medium parameters used: f = 2480 MHz; σ = 1.835 S/m; ε_r = 39.906; ρ = 1000 kg/m^3
Ambient Temperature：23.4 ℃； Liquid Temperature：22.6 ℃

DASY5 Configuration:
- Probe: EX3DV4 - SN3753; ConvF(7.4, 7.4, 7.4); Calibrated: 2018.5.29
- Sensor-Surface: 1.4mm (Mechanical Surface Detection)
- Electronics: DAE4 Sn1358; Calibrated: 2018.4.19
- Phantom: SAM2; Type: SAM; Serial: TP-1842
- Measurement SW: DASY52, Version 52.8 (8); SEMCAD X Version 14.6.10 (7372)

Ch78/Area Scan (91x81x1): Interpolated grid: dx=1.200 mm, dy=1.200 mm
Maximum value of SAR (interpolated) = 1.14 W/kg

Ch78/Zoom Scan (7x7x7)/Cube 0: Measurement grid: dx=5mm, dy=5mm, dz=5mm
Reference Value = 2.778 V/m; Power Drift = 0.15 dB
Peak SAR (extrapolated) = 1.30 W/kg
SAR(1 g) = 0.290 W/kg; SAR(10 g) = 0.146 W/kg
Maximum value of SAR (measured) = 0.925 W/kg



0 dB = 0.925 W/kg = -0.34 dBW/kg

21_GSM850-UAT_Close_GPRS 2 Tx slots_Back_10mm_Ch128

Communication System: UID 0, GPRS/EDGE (2 Tx slots) (0); Frequency: 824.2 MHz;Duty Cycle: 1:4.15
Medium: MSL_835 Medium parameters used: f = 824.2 MHz; σ = 0.987 S/m; ε_r = 54.755; ρ = 1000 kg/m^3
Ambient Temperature：23.2 ℃； Liquid Temperature：22.8 ℃

DASY5 Configuration:
- Probe: EX3DV4 - SN3753; ConvF(9.24, 9.24, 9.24); Calibrated: 2018.5.29
- Sensor-Surface: 1.4mm (Mechanical Surface Detection)
- Electronics: DAE4 Sn1358; Calibrated: 2018.4.19
- Phantom: SAM1; Type: SAM; Serial: TP-1839
- Measurement SW: DASY52, Version 52.10 (1); SEMCAD X Version 14.6.11 (7439)

Ch128/Area Scan (71x121x1): Interpolated grid: dx=1.500 mm, dy=1.500 mm
Maximum value of SAR (interpolated) = 0.630 W/kg

Ch128/Zoom Scan (5x5x7)/Cube 0: Measurement grid: dx=8mm, dy=8mm, dz=5mm
Reference Value = 27.51 V/m; Power Drift = -0.07 dB
Peak SAR (extrapolated) = 0.852 W/kg
SAR(1 g) = 0.462 W/kg; SAR(10 g) = 0.256 W/kg
Maximum value of SAR (measured) = 0.696 W/kg

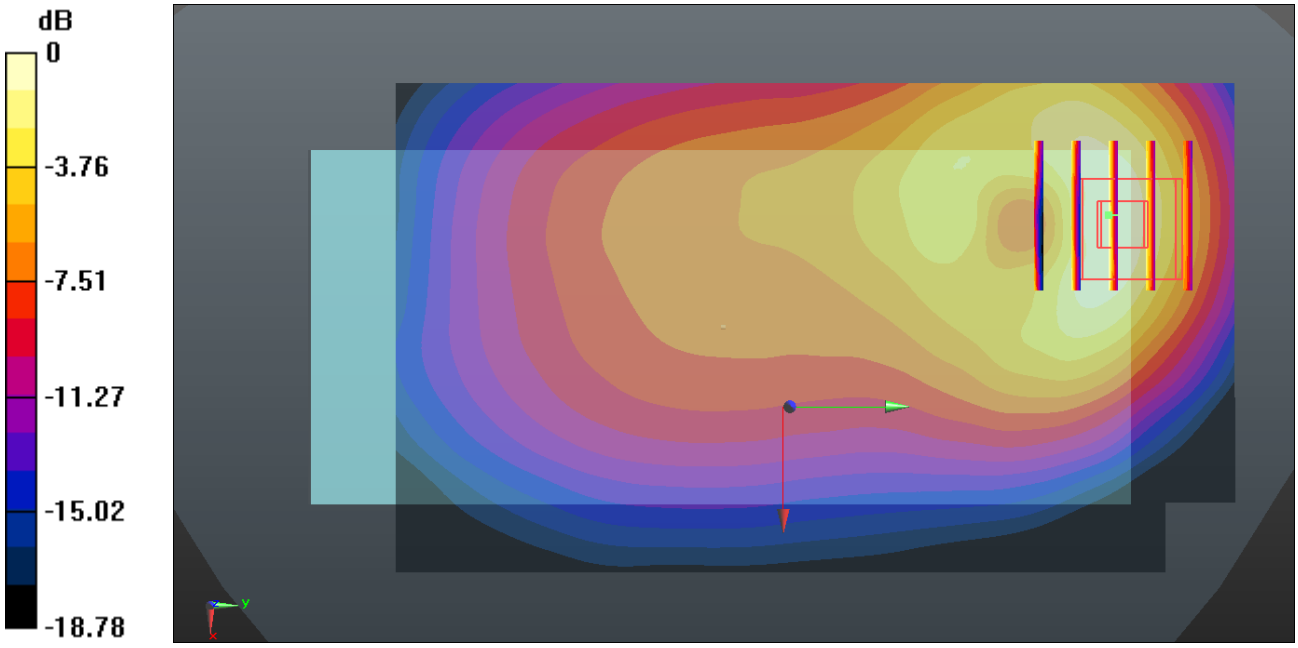

0 dB = 0.696 W/kg = -1.57 dBW/kg

22_GSM1900-LAT_Close_GPRS 4 Tx slots_Bottom Side_10mm_Ch810

Communication System: UID 0, GPRS/EDGE (4 Tx slots) (0); Frequency: 1909.8 MHz;Duty Cycle: 1:2.08
Medium: MSL_1900 Medium parameters used: f = 1909.8 MHz; σ = 1.528 S/m; ε_r = 52.574; ρ = 1000 kg/m^3
Ambient Temperature：23.2 ℃； Liquid Temperature：22.8 ℃

DASY5 Configuration:
- Probe: EX3DV4 - SN3753; ConvF(7.52, 7.52, 7.52); Calibrated: 2018.5.29
- Sensor-Surface: 1.4mm (Mechanical Surface Detection)
- Electronics: DAE4 Sn1358; Calibrated: 2018.4.19
- Phantom: SAM2; Type: SAM; Serial: TP-1842
- Measurement SW: DASY52, Version 52.10 (1); SEMCAD X Version 14.6.11 (7439)

Ch810/Area Scan (41x61x1): Interpolated grid: dx=1.500 mm, dy=1.500 mm
Maximum value of SAR (interpolated) = 1.17 W/kg

Ch810/Zoom Scan (5x5x7)/Cube 0: Measurement grid: dx=8mm, dy=8mm, dz=5mm
Reference Value = 1.594 V/m; Power Drift = 0.09 dB
Peak SAR (extrapolated) = 1.38 W/kg
SAR(1 g) = 0.782 W/kg; SAR(10 g) = 0.408 W/kg
Maximum value of SAR (measured) = 1.18 W/kg

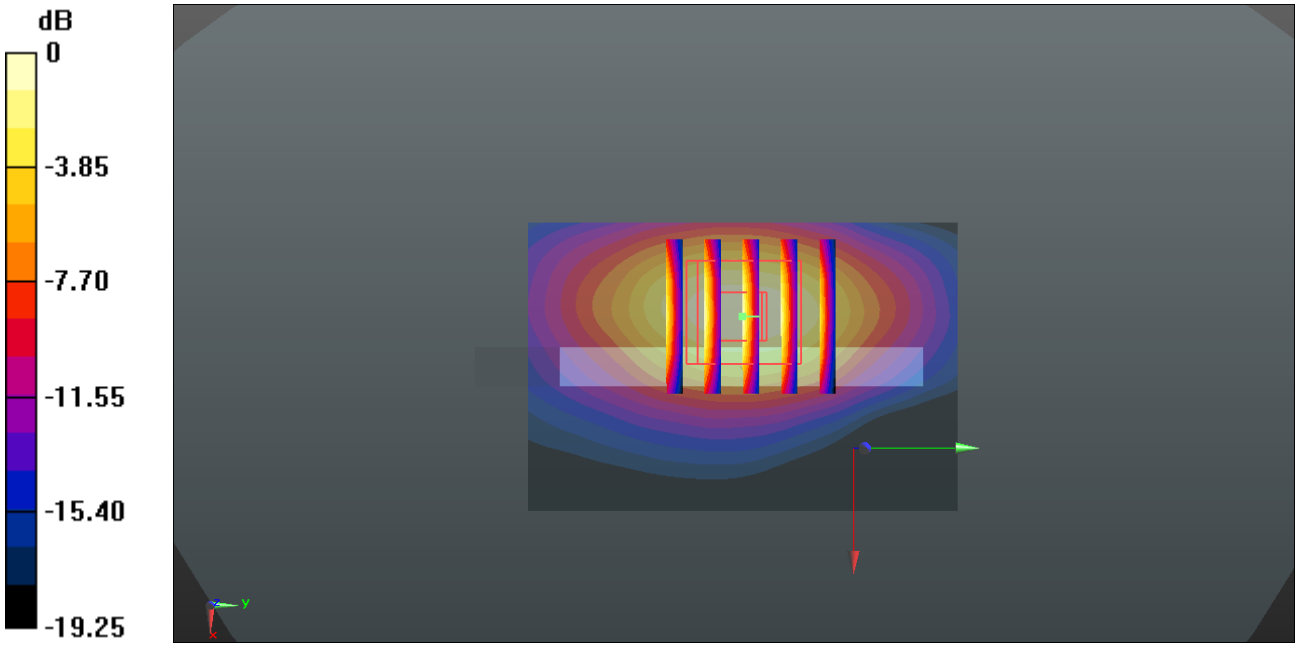

0 dB = 1.18 W/kg = 0.72 dBW/kg

Test Laboratory: Sporton International Inc. SAR/HAC Testing Lab Date: 2019.3.6

23_WCDMA V-UAT_Close_RMC 12.2Kbps_Back_10mm_Ch4233

Communication System: UID 0, UMTS (0); Frequency: 846.6 MHz;Duty Cycle: 1:1
Medium: MSL_835 Medium parameters used: f = 846.6 MHz; σ = 1.01 S/m; ε_r = 54.533; ρ = 1000kg/m^3
Ambient Temperature：23.2 ℃； Liquid Temperature：22.8 ℃

DASY5 Configuration:
- Probe: EX3DV4 - SN3753; ConvF(9.24, 9.24, 9.24); Calibrated: 2018.5.29
- Sensor-Surface: 1.4mm (Mechanical Surface Detection)
- Electronics: DAE4 Sn1358; Calibrated: 2018.4.19
- Phantom: SAM1; Type: SAM; Serial: TP-1839
- Measurement SW: DASY52, Version 52.10 (1); SEMCAD X Version 14.6.11 (7439)

Ch4233/Area Scan (71x121x1): Interpolated grid: dx=1.500 mm, dy=1.500 mm
Maximum value of SAR (interpolated) = 0.861 W/kg

Ch4233/Zoom Scan (5x5x7)/Cube 0: Measurement grid: dx=8mm, dy=8mm, dz=5mm
Reference Value = 32.51 V/m; Power Drift = 0.01 dB
Peak SAR (extrapolated) = 1.20 W/kg
SAR(1 g) = 0.654 W/kg; SAR(10 g) = 0.362 W/kg
Maximum value of SAR (measured) = 0.989 W/kg

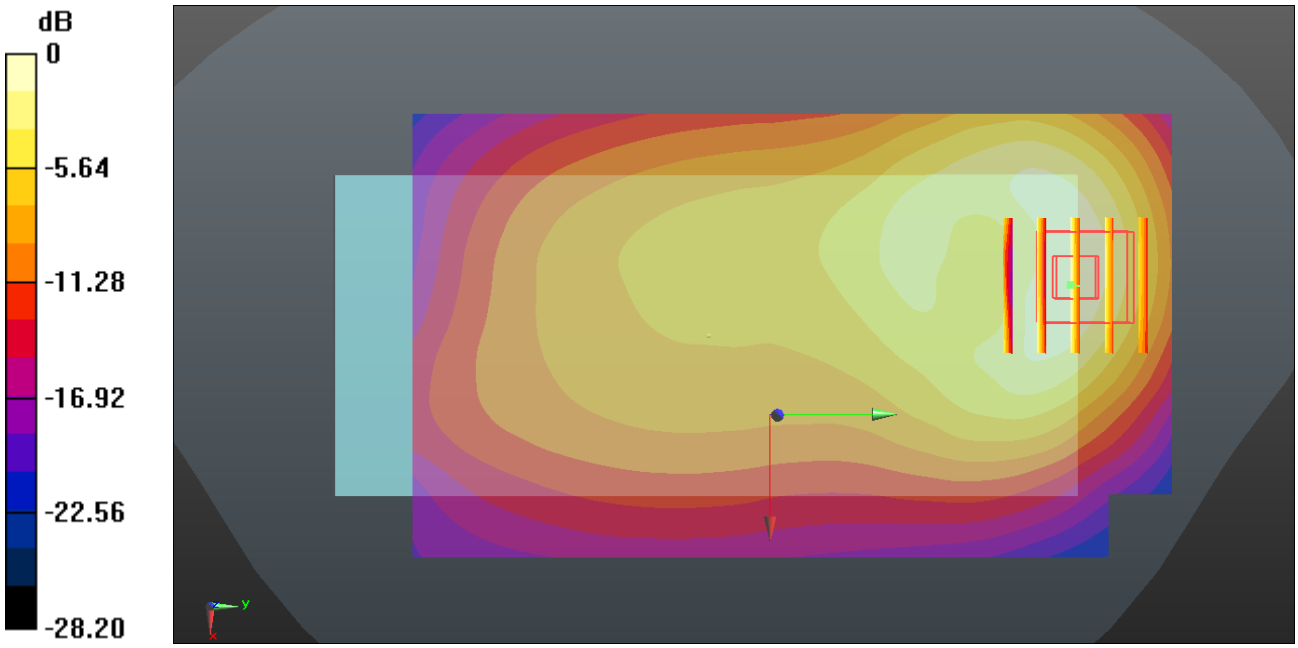

0 dB = 0.989 W/kg = -0.05 dBW/kg

24_WCDMA II-LAT_Close_RMC 12.2Kbps_Bottom side_10mm_Ch9538

Communication System: UID 0, WCDMA (0); Frequency: 1907.6 MHz;Duty Cycle: 1:1
Medium: MSL_1900 Medium parameters used: f = 1907.6 MHz; σ = 1.525 S/m; ε_r = 52.576; ρ = 1000kg/m^3
Ambient Temperature：23.2 ℃； Liquid Temperature：22.8 ℃

DASY5 Configuration:
- Probe: EX3DV4 - SN3753; ConvF(7.52, 7.52, 7.52); Calibrated: 2018.5.29
- Sensor-Surface: 1.4mm (Mechanical Surface Detection)
- Electronics: DAE4 Sn1358; Calibrated: 2018.4.19
- Phantom: SAM2; Type: SAM; Serial: TP-1842
- Measurement SW: DASY52, Version 52.10 (1); SEMCAD X Version 14.6.11 (7439)

Ch9538/Area Scan (41x81x1): Interpolated grid: dx=1.500 mm, dy=1.500 mm
Maximum value of SAR (interpolated) = 1.76 W/kg

Ch9538/Zoom Scan (5x5x7)/Cube 0: Measurement grid: dx=8mm, dy=8mm, dz=5mm
Reference Value = 3.199 V/m; Power Drift = -0.02 dB
Peak SAR (extrapolated) = 2.15 W/kg
SAR(1 g) = 1.13 W/kg; SAR(10 g) = 0.579 W/kg
Maximum value of SAR (measured) = 1.77 W/kg

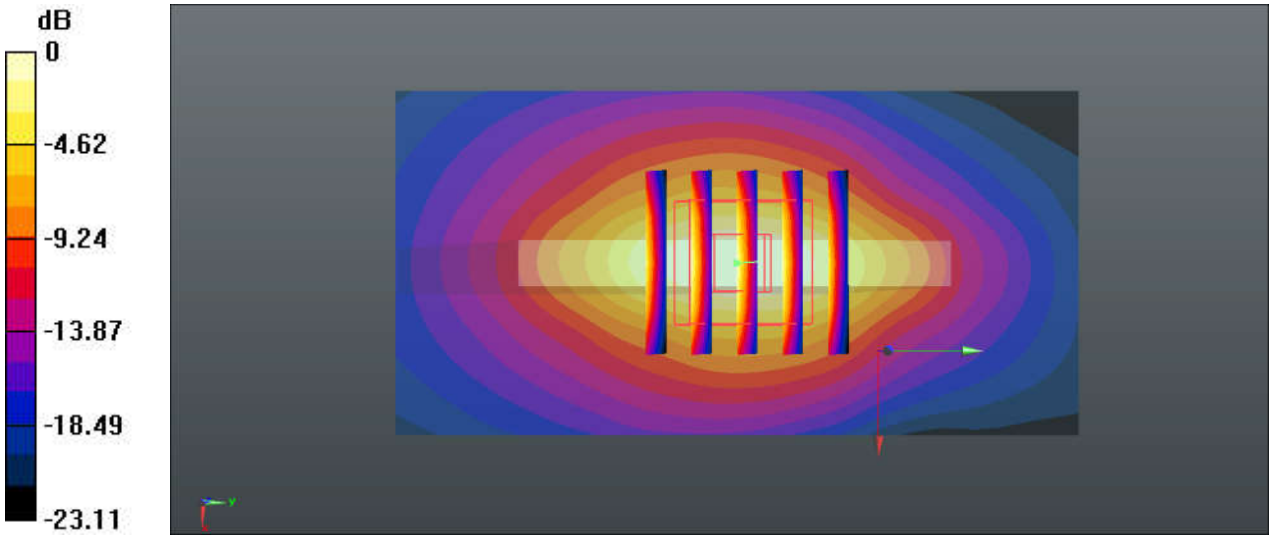

0 dB = 1.76 W/kg = 2.46 dBW/kg

Test Laboratory: Sporton International Inc. SAR/HAC Testing Lab Date: 2019.3.3

25_WCDMA IV-LAT_Open_RMC 12.2Kbps_Back_10mm_Ch1513

Communication System: UID 0, UMTS (0); Frequency: 1752.6 MHz;Duty Cycle: 1:1
Medium: MSL_1750 Medium parameters used: f = 1752.6 MHz; σ = 1.467 S/m; ε_r = 54.234; ρ = 1000kg/m^3
Ambient Temperature：23.2 ℃； Liquid Temperature：22.7 ℃

DASY5 Configuration:
- Probe: EX3DV4 - SN3753; ConvF(7.76, 7.76, 7.76); Calibrated: 2018.5.29
- Sensor-Surface: 1.4mm (Mechanical Surface Detection)
- Electronics: DAE4 Sn1358; Calibrated: 2018.4.19
- Phantom: SAM2; Type: SAM; Serial: TP-1842
- Measurement SW: DASY52, Version 52.10 (1); SEMCAD X Version 14.6.11 (7439)

Ch1513/Area Scan (81x91x1): Interpolated grid: dx=1.500 mm, dy=1.500 mm
Maximum value of SAR (interpolated) = 1.51 W/kg

Ch1513/Zoom Scan (5x5x7)/Cube 0: Measurement grid: dx=8mm, dy=8mm, dz=5mm
Reference Value = 33.00 V/m; Power Drift = -0.03 dB
Peak SAR (extrapolated) = 1.76 W/kg
SAR(1 g) = 0.889 W/kg; SAR(10 g) = 0.503 W/kg
Maximum value of SAR (measured) = 1.48 W/kg

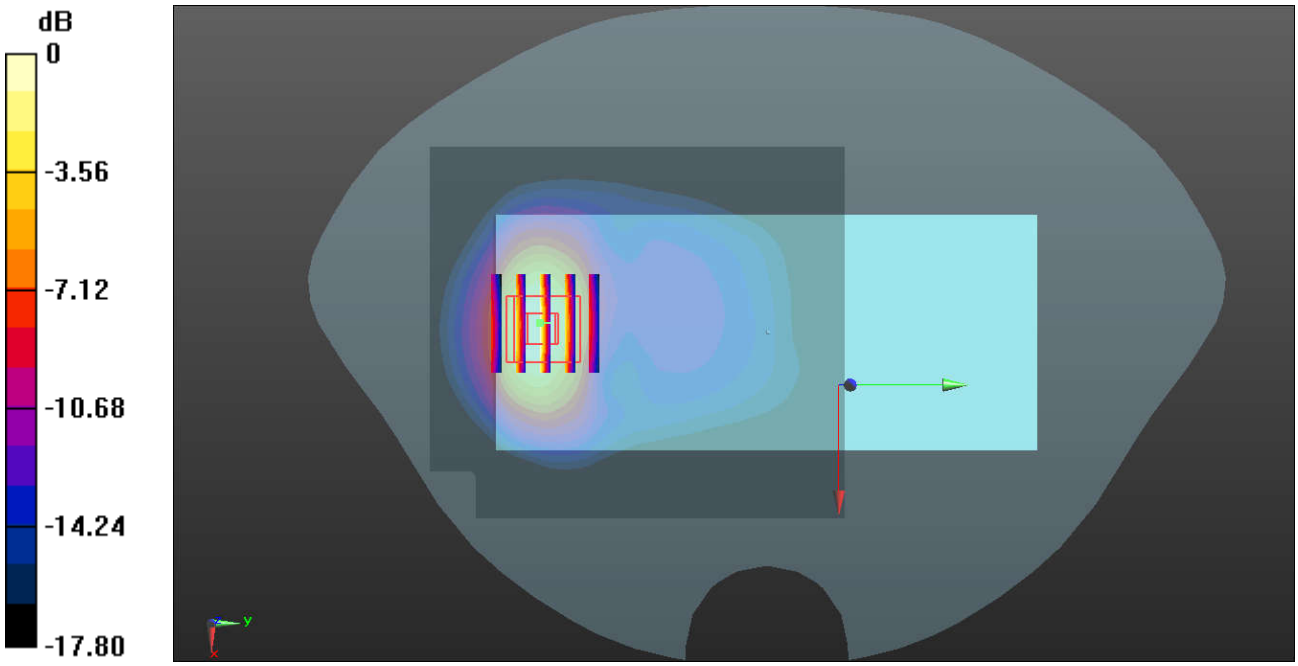

0 dB = 1.48 W/kg = 1.70 dBW/kg

Test Laboratory: Sporton International Inc. SAR/HAC Testing Lab Date: 2019.3.6

26_CDMA BC0_RTAP 153.6kbps_Back_10mm_UAT Open_Ch384

Communication System: UID 0, CDMA2000 (0); Frequency: 836.52 MHz;Duty Cycle: 1:1
Medium: MSL_835 Medium parameters used: f = 836.52 MHz;σ 1 S/m; ε_r = 54.63;ρ 1000 kg/m^3
Ambient Temperature：23.2 ℃； Liquid Temperature：22.8 ℃

DASY5 Configuration:
- Probe: EX3DV4 - SN3753; ConvF(9.24, 9.24, 9.24); Calibrated: 2018.5.29
- Sensor-Surface: 1.4mm (Mechanical Surface Detection)
- Electronics: DAE4 Sn1358; Calibrated: 2018.4.19
- Phantom: SAM1; Type: SAM; Serial: TP-1839
- Measurement SW: DASY52, Version 52.10 (1); SEMCAD X Version 14.6.11 (7439)

Ch384/Area Scan (71x91x1): Interpolated grid: dx=1.500 mm, dy=1.500 mm
Maximum value of SAR (interpolated) = 0.867 W/kg

Ch384/Zoom Scan (5x5x7)/Cube 0: Measurement grid: dx=8mm, dy=8mm, dz=5mm
Reference Value = 30.42 V/m; Power Drift = -0.03 dB
Peak SAR (extrapolated) = 1.22 W/kg
SAR(1 g) = 0.706 W/kg; SAR(10 g) = 0.402 W/kg
Maximum value of SAR (measured) = 0.868 W/kg

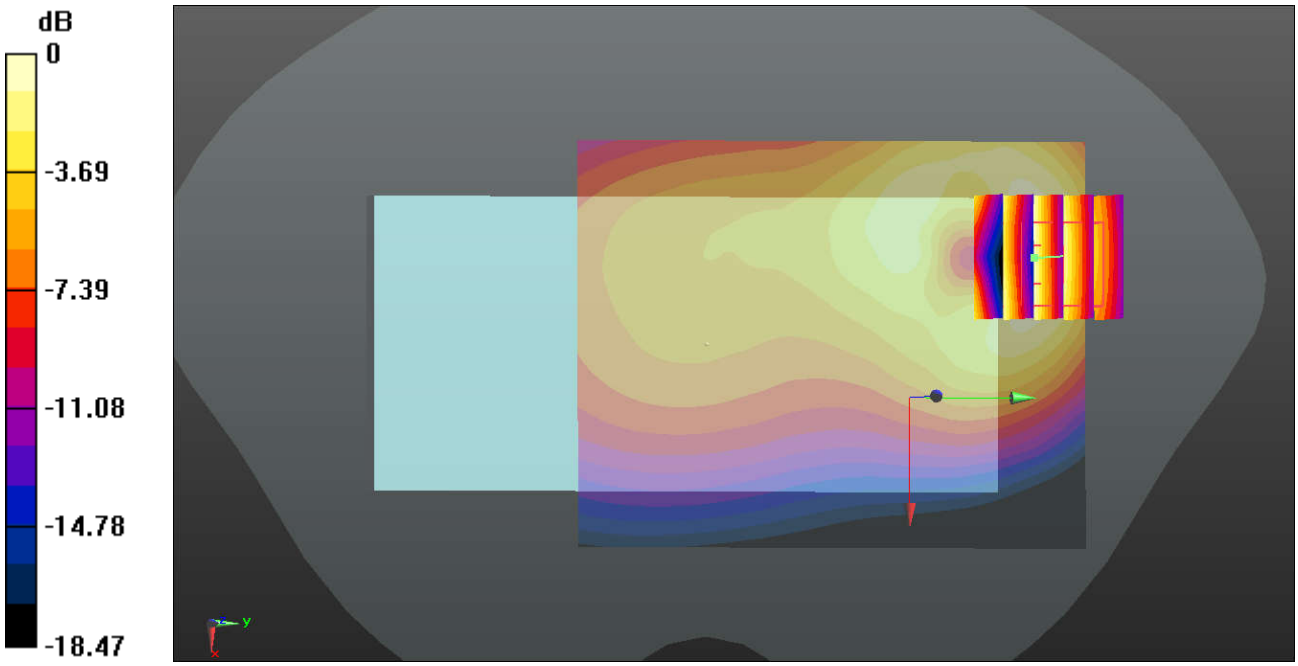

0 dB = 0.868 W/kg = -0.61 dBW/kg

Test Laboratory: Sporton International Inc. SAR/HAC Testing Lab Date: 2019.3.6

27_LTE Band 5-UAT_Close_10M_QPSK_1RB_0Offset_Back_10mm_Ch20525

Communication System: UID 0, FDD_LTE (0); Frequency: 836.5 MHz;Duty Cycle: 1:1
Medium: MSL_835 Medium parameters used: f = 836.5 MHz; σ = 0.999 S/m; ε_r = 54.633; ρ = 1000 kg/m^3
Ambient Temperature：23.2 ℃； Liquid Temperature：22.8 ℃

DASY5 Configuration:
- Probe: EX3DV4 - SN3753; ConvF(9.24, 9.24, 9.24); Calibrated: 2018.5.29
- Sensor-Surface: 1.4mm (Mechanical Surface Detection)
- Electronics: DAE4 Sn1358; Calibrated: 2018.4.19
- Phantom: SAM1; Type: SAM; Serial: TP-1839
- Measurement SW: DASY52, Version 52.10 (1); SEMCAD X Version 14.6.11 (7439)

Ch20525/Area Scan (71x121x1): Interpolated grid: dx=1.500 mm, dy=1.500 mm
Maximum value of SAR (interpolated) = 0.707 W/kg

Ch20525/Zoom Scan (5x5x7)/Cube 0: Measurement grid: dx=8mm, dy=8mm, dz=5mm
Reference Value = 28.02 V/m; Power Drift = 0.12 dB
Peak SAR (extrapolated) = 0.877 W/kg
SAR(1 g) = 0.485 W/kg; SAR(10 g) = 0.270 W/kg
Maximum value of SAR (measured) = 0.728 W/kg

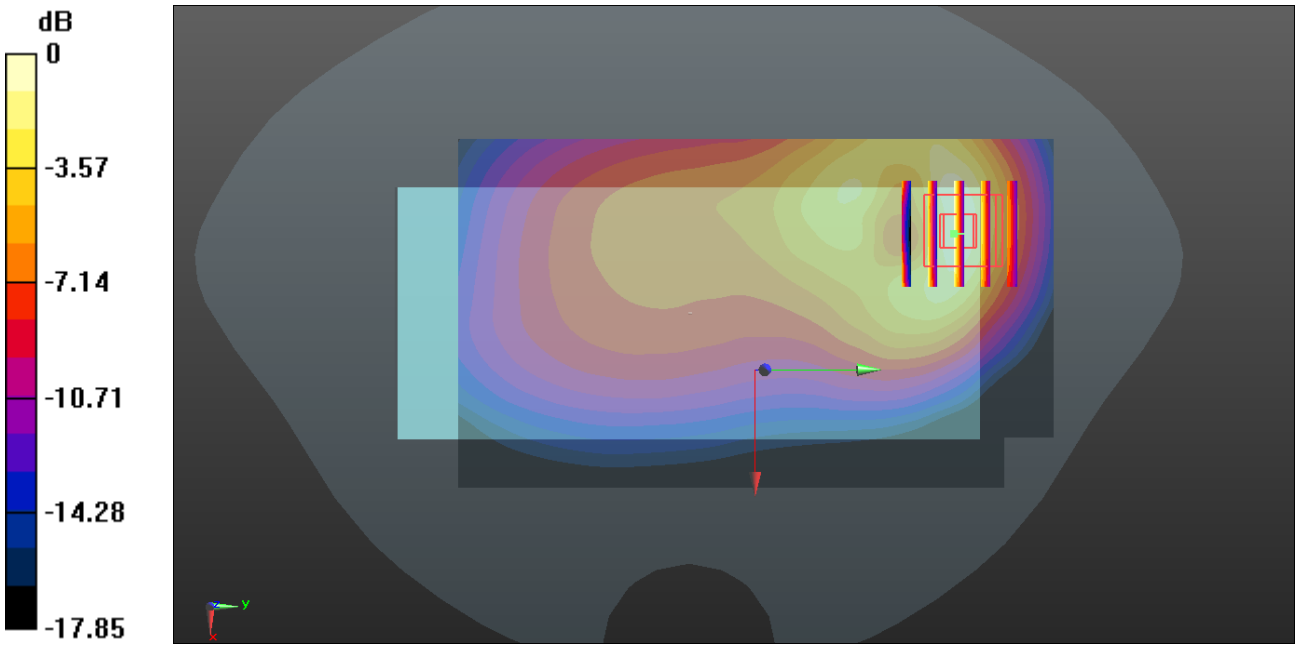

0 dB = 0.728 W/kg = -1.38 dBW/kg

Test Laboratory: Sporton International Inc. SAR/HAC Testing Lab Date: 2019.3.4

28_LTE Band 2 LAT Close_20M_QPSK_1RB_0Offset_Bottom side_10mm_Ch18700

Communication System: UID 0, LTE-FDD (0); Frequency: 1860 MHz;Duty Cycle: 1:1
Medium: MSL_1900 Medium parameters used: f = 1860 MHz; σ = 1.472 S/m; ε_r = 52.737; ρ = 1000 kg/m^3
Ambient Temperature：23.2 ℃; Liquid Temperature：22.8 ℃

DASY5 Configuration:
- Probe: EX3DV4 - SN3753; ConvF(7.52, 7.52, 7.52); Calibrated: 2018.5.29
- Sensor-Surface: 1.4mm (Mechanical Surface Detection)
- Electronics: DAE4 Sn1358; Calibrated: 2018.4.19
- Phantom: SAM2; Type: SAM; Serial: TP-1842
- Measurement SW: DASY52, Version 52.10 (1); SEMCAD X Version 14.6.11 (7439)

Ch18700/Area Scan (41x71x1): Interpolated grid: dx=1.500 mm, dy=1.500 mm
Maximum value of SAR (interpolated) = 1.67 W/kg

Ch18700/Zoom Scan (5x5x7)/Cube 0: Measurement grid: dx=8mm, dy=8mm, dz=5mm
Reference Value = 33.49 V/m; Power Drift = -0.13 dB
Peak SAR (extrapolated) = 1.90 W/kg
SAR(1 g) = 1.01 W/kg; SAR(10 g) = 0.523 W/kg
Maximum value of SAR (measured) = 1.57 W/kg

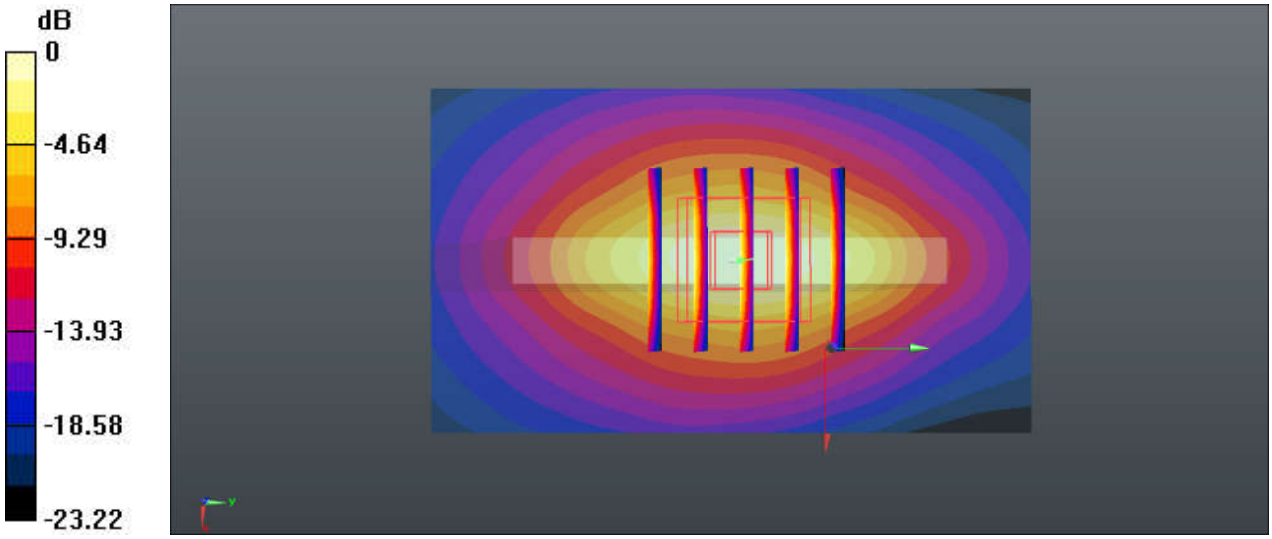

0 dB = 1.67 W/kg = 2.23 dBW/kg

Test Laboratory: Sporton International Inc. SAR/HAC Testing Lab Date: 2019.3.3

29_LTE Band 4 LAT Close_20M_QPSK_100RB_0Offset_Bottom Side_10mm_Ch20175

Communication System: UID 0, FDD_LTE (0); Frequency: 1732.5 MHz;Duty Cycle: 1:1
Medium: MSL_1750 Medium parameters used: f = 1732.5 MHz; σ = 1.444 S/m; ε_r = 54.314; ρ = 1000
kg/m^3
Ambient Temperature：23.2 ℃； Liquid Temperature：22.7 ℃

DASY5 Configuration:
- Probe: EX3DV4 - SN3753; ConvF(7.76, 7.76, 7.76); Calibrated: 2018.5.29
- Sensor-Surface: 1.4mm (Mechanical Surface Detection)
- Electronics: DAE4 Sn1358; Calibrated: 2018.4.19
- Phantom: SAM2; Type: SAM; Serial: TP-1842
- Measurement SW: DASY52, Version 52.10 (1); SEMCAD X Version 14.6.11 (7439)

Ch20175/Area Scan (41x81x1): Interpolated grid: dx=1.500 mm, dy=1.500 mm
Maximum value of SAR (interpolated) = 0.964 W/kg

Ch20175/Zoom Scan (5x5x7)/Cube 0: Measurement grid: dx=8mm, dy=8mm, dz=5mm
Reference Value = 26.18 V/m; Power Drift = 0.09 dB
Peak SAR (extrapolated) = 1.27 W/kg
SAR(1 g) = 0.752 W/kg; SAR(10 g) = 0.401 W/kg
Maximum value of SAR (measured) = 0.935 W/kg

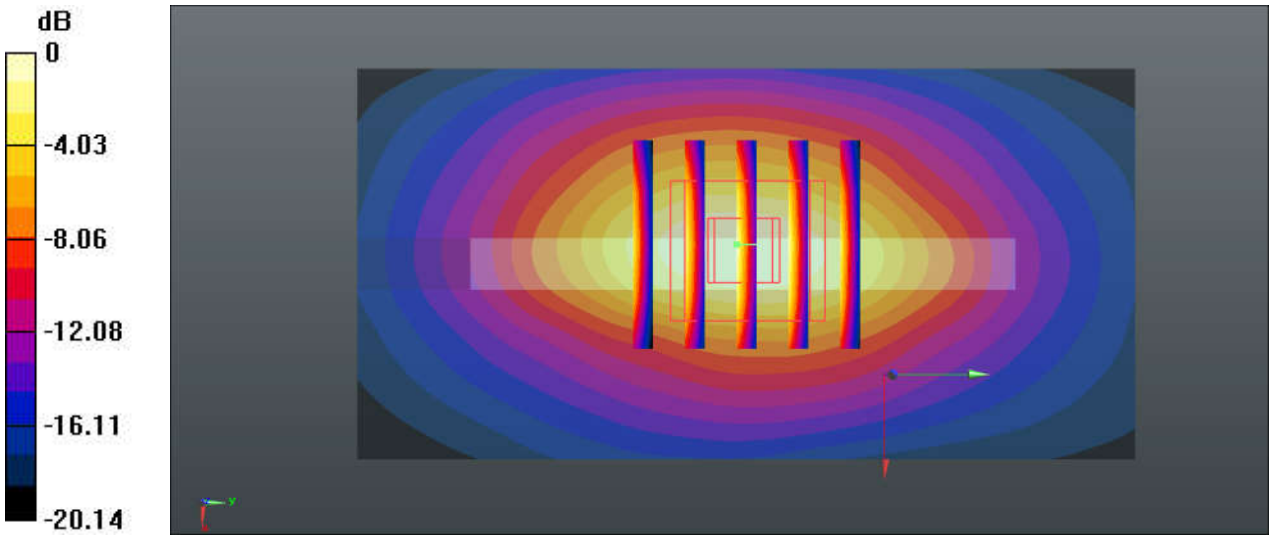

0 dB = 0.964 W/kg = -0.16 dBW/kg

Test Laboratory: Sporton International Inc. SAR/HAC Testing Lab Date: 2019.3.5

30_LTE Band 7-UAT_Close_20M_1_0_Right side_10mm_Ch21350

Communication System: UID 0, FDD_LTE (0); Frequency: 2560 MHz;Duty Cycle: 1:1
Medium: MSL_2600 Medium parameters used: f = 2560 MHz; σ = 2.139 S/m; ε_r = 52.605; ρ = 1000 kg/m^3
Ambient Temperature：23.2 ℃； Liquid Temperature：22.7 ℃

DASY5 Configuration:
- Probe: EX3DV4 - SN3753; ConvF(7.03, 7.03, 7.03); Calibrated: 2018.5.29
- Sensor-Surface: 1.4mm (Mechanical Surface Detection)
- Electronics: DAE4 Sn1358; Calibrated: 2018.4.19
- Phantom: SAM1; Type: SAM; Serial: TP-1839
- Measurement SW: DASY52, Version 52.10 (1); SEMCAD X Version 14.6.11 (7439)

Ch21350/Area Scan (51x91x1): Interpolated grid: dx=1.200 mm, dy=1.200 mm
Maximum value of SAR (interpolated) = 1.60 W/kg

Ch21350/Zoom Scan (7x7x7)/Cube 0: Measurement grid: dx=5mm, dy=5mm, dz=5mm
Reference Value = 15.62 V/m; Power Drift = 0.03 dB
Peak SAR (extrapolated) = 2.00 W/kg
SAR(1 g) = 0.977 W/kg; SAR(10 g) = 0.464 W/kg
Maximum value of SAR (measured) = 1.61 W/kg

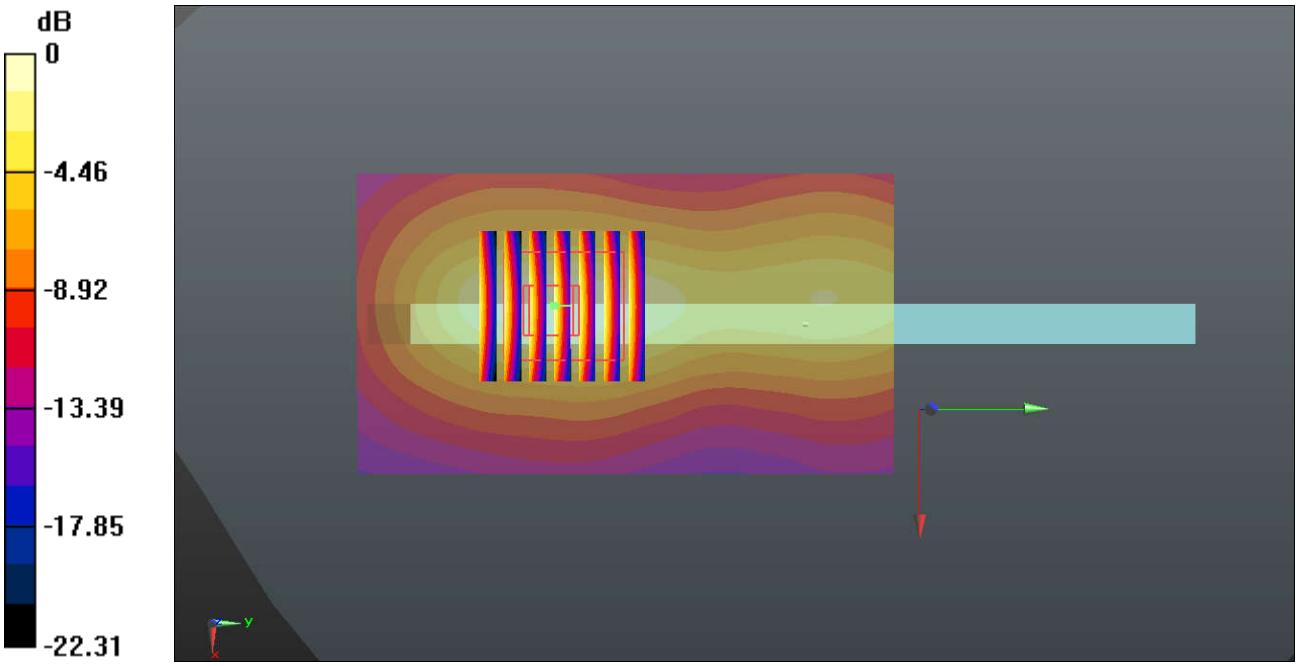

0 dB = 1.61 W/kg = 2.07 dBW/kg

Test Laboratory: Sporton International Inc. SAR/HAC Testing Lab Date: 2019.3.5

31_LTE Band 41-UAT_Open_20M_QPSK_1RB_49Offset_Right Side_10mm_Ch41055

Communication System: UID 0, TDD_LTE (0); Frequency: 2636.5 MHz;Duty Cycle: 1:1.59
Medium: MSL_2600 Medium parameters used: f = 2636.5 MHz; σ = 2.248 S/m; ε_r = 52.296; ρ = 1000 kg/m^3
Ambient Temperature：23.2 ℃； Liquid Temperature：22.7 ℃

DASY5 Configuration:
- Probe: EX3DV4 - SN3753; ConvF(7.03, 7.03, 7.03); Calibrated: 2018.5.29
- Sensor-Surface: 1.4mm (Mechanical Surface Detection)
- Electronics: DAE4 Sn1358; Calibrated: 2018.4.19
- Phantom: SAM1; Type: SAM; Serial: TP-1839
- Measurement SW: DASY52, Version 52.10 (1); SEMCAD X Version 14.6.11 (7439)

Ch41055/Area Scan (51x151x1): Interpolated grid: dx=1.200 mm, dy=1.200 mm
Maximum value of SAR (interpolated) = 1.38 W/kg

Ch41055/Zoom Scan (7x7x7)/Cube 0: Measurement grid: dx=5mm, dy=5mm, dz=5mm
Reference Value = 16.33 V/m; Power Drift = -0.02 dB
Peak SAR (extrapolated) = 1.89 W/kg
SAR(1 g) = 0.894 W/kg; SAR(10 g) = 0.417 W/kg
Maximum value of SAR (measured) = 1.51 W/kg

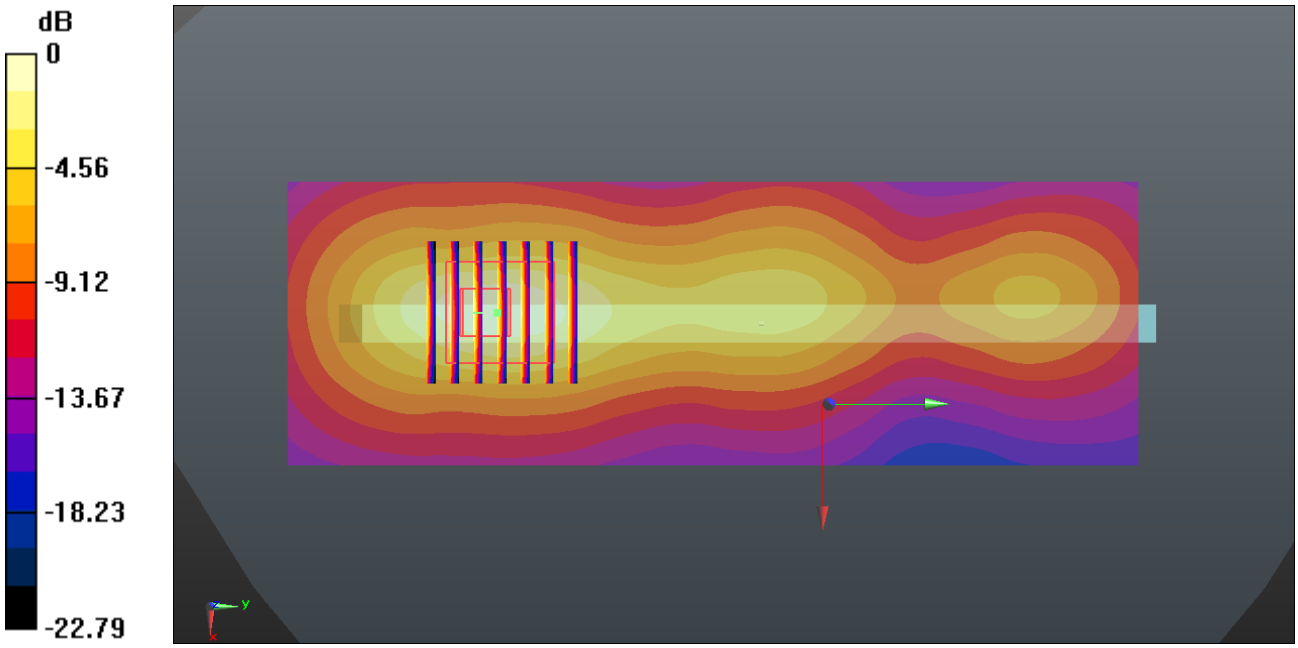

0 dB = 1.51 W/kg = 1.79 dBW/kg

32_WLAN2.4GHz_802.11b 1Mbps_Left Side_10mm_Open_Ant1_Ch6

Communication System: UID 0, 802.11b (0); Frequency: 2437 MHz;Duty Cycle: 1:1
Medium: MSL_2450 Medium parameters used : f = 2437 MHz; σ = 2.019 S/m; ε_r = 52.718; ρ = 1000 kg/m^3
Ambient Temperature：23.3 ℃； Liquid Temperature：22.9 ℃

DASY5 Configuration:
- Probe: EX3DV4 - SN3753; ConvF(7.36, 7.36, 7.36); Calibrated: 2018.5.29
- Sensor-Surface: 1.4mm (Mechanical Surface Detection)
- Electronics: DAE4 Sn1358; Calibrated: 2018.4.19
- Phantom: SAM1; Type: SAM; Serial: TP-1839
- Measurement SW: DASY52, Version 52.10 (1); SEMCAD X Version 14.6.11 (7439)

Ch6/Area Scan (41x81x1): Interpolated grid: dx=1.200 mm, dy=1.200 mm
Maximum value of SAR (interpolated) = 0.571 W/kg

Ch6/Zoom Scan (7x7x7)/Cube 0: Measurement grid: dx=5mm, dy=5mm, dz=5mm
Reference Value = 7.456 V/m; Power Drift = 0.01 dB
Peak SAR (extrapolated) = 0.744 W/kg
SAR(1 g) = 0.349 W/kg; SAR(10 g) = 0.147 W/kg
Maximum value of SAR (measured) = 0.601 W/kg

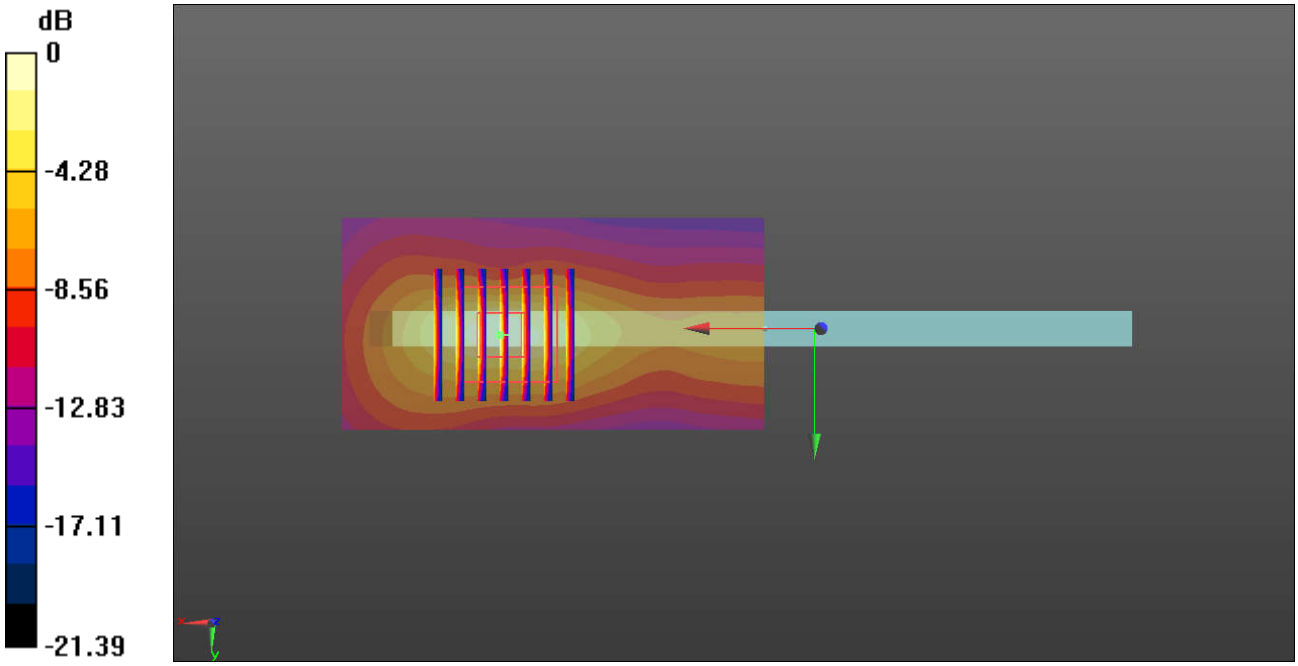

0 dB = 0.601 W/kg = -2.21 dBW/kg